

## Strategy

The fund primarily invests in high yield corporate bonds of European domiciled issuers, diversified across a number of countries and sectors. Emphasis is placed on bottom up name selection, due diligence and ensuring adequate liquidity and diversification due to the asymmetric nature of high yield bond returns. The manager also retains a degree of flexibility to invest in out-of-index strategies as a means of adding performance but adherence to the investment objective remains imperative. The fund is managed according to Fidelity's active philosophy and approach to fixed income investing. This is team-based, but led by the Portfolio Manager to generate attractive risk-adjusted returns through combining multiple, diversified investment positions advised by in-house fundamental credit research, quantitative modelling and specialist traders.

## Objectives & Investment Policy

**Objective:** The fund aims to achieve capital growth over time and provide a high level of income.

**Investment Policy:** The fund invests at least 70% of its assets, in high-yielding below investment grade debt securities of issuers that are headquartered, or do most of their business, in Western, Central and Eastern Europe (including Russia), including emerging markets. These securities will be subject to high risk, will not be required to meet a minimum rating standard, although, most, but not all, will be rated for creditworthiness by an internationally recognised rating agency. The fund may also invest in money market instruments on an ancillary basis.

The fund invests at least 50% of its assets in securities of issuers with favourable environmental, social and governance (ESG) characteristics.

The fund may invest in the following assets according to the percentages indicated:  
hybrids and contingent convertible (CoCo) bonds: less than 30%, with CoCos less than 20%

The fund may invest in other subordinated financial debt and preference shares.

The fund's exposure to distressed securities is limited to 10% of its assets.

**Investment Process:** In actively managing the fund, the Investment Manager uses in-house research and investment capabilities to identify suitable opportunities across bond issuers, sectors, geographies, and security types. This may include an assessment of bond issuers' creditworthiness, macroeconomic factors, and valuations. The Investment Manager also considers ESG characteristics when assessing investment risks and opportunities. In determining favourable ESG characteristics, the Investment Manager takes into account ESG ratings provided by Fidelity or external agencies. Through the investment management process, the Investment Manager aims to ensure that investee issuers follow good governance practices.

The fund adheres to the Fidelity Sustainable Investing Framework standards. For more information, see "Sustainable Investing and ESG Integration".

**Derivatives and Techniques:** The fund may use derivatives for hedging, efficient portfolio management and investment purposes.

**Benchmark:** ICE BofA Global High Yield ESG characteristics (Level 4 20% Cap) Index, an index that does not take into account ESG characteristics. Used for: investment selection, risk monitoring, and performance comparison.

## Fund Facts

**Launch date:** 26.06.00

**Portfolio manager:** Andrei Gorodilov, James Durance, Peter Khan

**Appointed to fund:** 01.02.13, 01.04.17, 01.01.19

**Years at Fidelity:** 19, 10, 23

**Fund size:** €2,172m

**Fund reference currency:** Euro (EUR)

**Fund domicile:** Luxembourg

**Fund legal structure:** SICAV

**Management company:** FIL Investment Management (Luxembourg) S.A.

**Capital guarantee:** No

## Share Class Facts

Other share classes may be available. Please refer to the prospectus for more details.

**Launch date:** 23.01.06

**NAV price in share class currency:** 39.7

**ISIN:** LU0238209786

**SEDOL:** BD5K254

**WKN:** A0MJQD

**Bloomberg:** FIDEUHE LX

**Distribution type:** Accumulating

**Ongoing Charges Figure (OCF) per year:** 1.64% (30.04.22)

**OCF takes into account annual management charge per year:** 1.00%

## Independent Assessment

Information is the latest available at date of publication. See Glossary for further details. As some ratings agencies may use past performance to produce their assessments, these are not a reliable indicator of future results.

**Scope Rating:** (C)

## Important Information

The value of your investment may fall as well as rise and you may get back less than you originally invested. The use of financial derivative instruments may result in increased gains or losses within the fund. Liquidity is a measure of how easily an investment can be converted into cash. Under certain market conditions assets may be more difficult to value or sell at a desired price. This could affect the fund's ability to meet redemptions in a timely manner. There is a risk that the issuers of bonds may not be able to repay the money they have borrowed or make interest payments. When interest rates rise, bonds may fall in value. Rising interest rates may cause the value of your investment to fall. The investment policy of this fund means it can be more than 35% invested in Government and public securities. These can be issued or guaranteed by other countries and Governments. For a full list please refer to the fund's prospectus. The Investment Manager's focus on securities of issuers which maintain favourable ESG characteristics or that are sustainable investments may affect the fund's investment performance favourably or unfavourably in comparison to similar funds without such focus. Funds are subject to charges and expenses. Charges and expenses reduce the potential growth of your investment. This means you could get back less than you paid in. The costs may increase or decrease as a result of currency and exchange rate fluctuations. Please refer to the Prospectus and KID of the fund before making any final investment decisions. When referring to sustainability-related aspects of a promoted fund, the decision to invest should take into account all characteristics or objectives of the promoted fund as detailed in the prospectus.

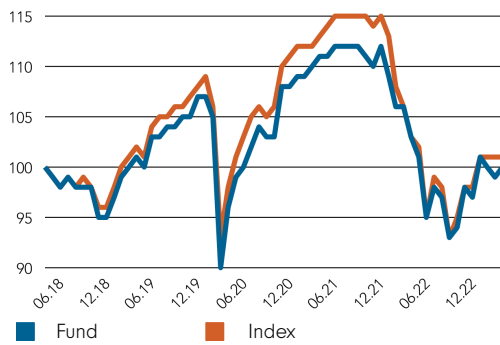
Past performance does not predict future returns. The fund's returns may increase or decrease as a result of currency fluctuations. The investment which is promoted concerns the acquisition of units or shares in a fund, and not in a given underlying asset owned by the fund.

## Performance Comparator(s)

Peer Group Universe Morningstar EAA Fund EUR High Yield Bond  
 Market index from 01.09.15 ICE BofA Q639 Custom Index Hedged to EUR

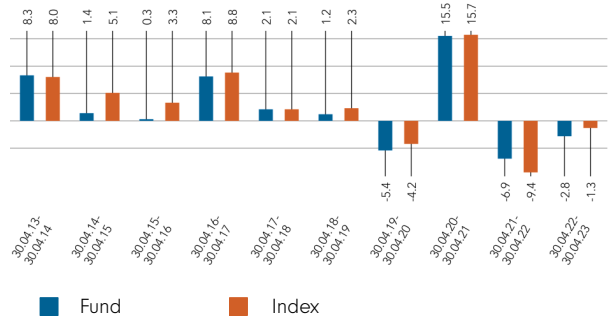
Market index is for comparative purposes only unless specifically referenced in the Objectives & Investment Policy on page 1. The same index is used in the positioning tables on this factsheet. Where the effective date for the current market index is after the share class launch date, full history is available from Fidelity.

## Cumulative performance in EUR (rebased to 100)

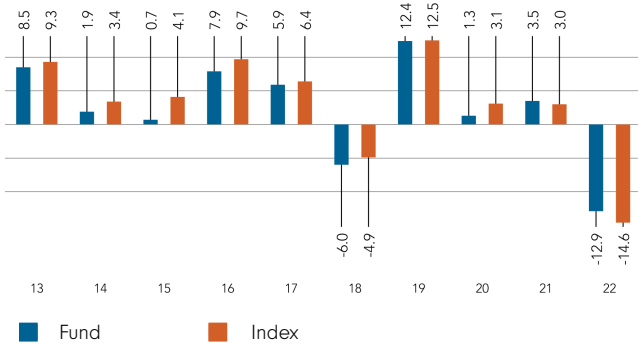


Performance is shown for the last five years (or since launch for funds launched within that period).

## Performance for 12 month periods in EUR (%)



## Performance for calendar years in EUR (%)



## Volatility & Risk

Annualised Volatility: fund (%)	7.73	Annualised Alpha	0.38
Relative Volatility	0.96	Beta	0.93
Sharpe Ratio: fund	0.21	Annualised Tracking Error (%)	1.88
Sharpe Ratio: index	0.17	Information Ratio	0.16
		R <sup>2</sup>	0.95

Calculated using month-end data points. Definitions of these terms can be found in the Glossary section of this factsheet.

## Performance to 30.04.23 in EUR (%)

	1m	3m	YTD	1yr	3yr	5yr	Since 23.01.06*
Fund cumulative growth	1.0	-0.6	3.0	-2.8	4.5	0.1	98.5
Index cumulative growth	0.6	0.2	3.6	-1.3	3.5	1.4	146.4
Fund annualised growth	-	-	-	-2.8	1.5	0.0	4.0
Index annualised growth	-	-	-	-1.3	1.2	0.3	5.4
<b>Ranking within Peer Group Universe</b>							
Y-QDIST-Euro	2	84	29	70	42	23	
Total number of funds	123	121	120	114	97	78	
Quartile ranking**	1	3	1	3	2	2	

Source of fund performance and volatility and risk measures is Fidelity. Performance is excluding initial charge. Basis: nav-nav with income reinvested, in EUR, net of fees. If you took an initial charge of 5.25% from an investment, this is the equivalent of reducing a growth rate of 6% per annum over 5 years to 4.9%. This is the highest initial charge applicable, if the initial charge you pay is less than 5.25%, the impact on the overall performance will be less. Market indices are sourced from RIMES and other data is sourced from third-party providers such as Morningstar.

\*Performance commencement date.

\*\*Quartile rank is for the fund's primary share class as identified by Morningstar, which may be different than the share class detailed in this factsheet and refers to performance over time rated on a scale of 1-4. A ranking of 1 indicates that the item being ranked is in the top 25% of the sample and so on. Rankings are based on a performance record that is included in the Peer Group Universe. In line with Investment Association methodology, this record may include a track record extension from a legacy share class and the record may not be the same class of this factsheet. Quartile ranking is an internal Fidelity International calculation. Ranking may vary by share class.

## Introduction

This factsheet contains information about the composition of the fund at a particular point in time. It aims to help you understand how the manager has positioned the fund to meet its objectives. Each table shows a different breakdown of the fund's investments. The index used in the positioning tables is the index defined in the Performance Comparator(s) section on page 2 of this factsheet. Where data is presented as a percentage of TNA, this stands for Total Net Assets (the value of all the fund's assets after the deduction of any liabilities).

## Portfolio Characteristics

	Fund	Index	Relative
Distribution Yield (%)	4.3	-	-
Effective Duration	2.6	3.1	-0.4
Average Coupon (%)	5.3	4.6	0.7
Number of Holdings	334	-	-
Number of Names	190	-	-

### Distribution Yield (%)

The Distribution Yield reflects the amounts that may be expected to be distributed over the next twelve months as a percentage of the mid-market unit price of the fund as at the date shown and is based on a snapshot of the portfolio on that day. It includes the fund's ongoing charges but does not include any preliminary charge and investors may be subject to tax on distributions.

### Effective Duration

Effective Duration is a measure of sensitivity of the fund value to changes in interest rates. It takes into account all investments in the fund, including derivatives.

### Average Coupon (%)

The coupon is the interest rate stated on a bond when it is issued. Average Coupon is the weighted average coupon of bonds held in the portfolio. Derivatives are excluded from the calculation.

### Number of Holdings

The number of bonds and derivatives held in the fund. Where the fund invests in another fund, it is counted as one holding. FX (foreign exchange) forwards are excluded. These are forward contracts that allow currency to be bought or sold at an agreed price on a future date.

### Number of Names

The total number of individual issuers whose bonds are held in the fund. Since the fund will often hold more than one bond from an issuer, this figure is generally lower than the number of holdings.

## Average Credit Rating (% TNA) (including derivatives)

Average Credit Rating (Linear) BB

This is the weighted average of all the bond credit ratings in the fund, expressed using the industry standard letter system. The system is shown in the credit rating table on the right and is ranked in descending order of credit quality. It takes into account all investments in the fund, including derivatives. This measure gives an idea of how risky the fund's bonds are overall: the lower the average credit rating, the riskier the fund.

## Credit Rating (% TNA) (excluding derivatives)

	Fund	Index	Relative
AAA/Aaa	0.23	0.00	0.23
AA/Aa	0.04	0.00	0.04
A	0.20	0.00	0.20
BBB/Baa	7.83	0.83	7.00
BB/Ba	37.15	56.93	-19.78
B	29.61	34.99	-5.38
CCC and Below	8.75	7.24	1.50
Not Rated	1.55	0.00	1.55
Interest Rate Derivatives	0.00	0.00	0.00
FX / Derivative P&L	-0.27	0.00	-0.27
Cash	14.92	0.00	14.92
Rounding adjustment	-0.01	0.01	-
<b>TOTAL</b>	<b>100.00</b>	<b>100.00</b>	<b>-</b>

For each bond in the fund, Fidelity looks at the rating given by three rating agencies (S&P, Moody's and Fitch) and applies the worst of the two best ratings (commonly known as the Basel method). The AAA/Aaa rating is the highest and indicates the borrower has the lowest probability of defaulting on its debt.

The table above is a categorisation of the fund's individual bonds into their credit ratings. If any derivatives are being used to adjust the credit quality of the fund, these are reflected in the Average Credit Rating on the left.

Interest Rate Derivatives are used to adjust the fund's sensitivity to interest rate changes.

FX / Derivatives P&L (Profit & Loss) is the category that accounts for the collateral required by counterparty companies issuing derivatives held by the fund.

## Top Long Exposures By Issuer (% TNA)

	Fund	Index	Relative
(SFRFP) Altice France Holding Sa	3.15	2.70	0.45
(EDF) ELECTRICITE 7.5%/VAR PERP RGS	2.74	2.05	0.69
(ILDFF) ILIAD HLDG 5.125% 10/15/26 RGS	2.22	1.56	0.65
(TITIM) Telecom Italia Spa	2.06	2.82	-0.76
(ORANOF) Orano Sa	1.85	0.00	1.85
(ISPIM) INTESA SA 6.375%/VAR PERP RGS	1.84	1.76	0.09
(EOFP) FAURECIA SA 7.25% 06/15/26 RGS	1.83	1.19	0.64
(VERISR) VERISURE HLDG 9.25% 10/27 RGS	1.73	0.81	0.93
(TELEFO) Telefonica Europe Bv	1.72	1.36	0.35
(LHMCFI) Lhmc Finco Sarl	1.60	0.41	1.19

Long positions are created through purchases of bonds or derivatives. Investors benefit if these long positions rise in value.

Credit derivatives relating to any specific issuer are included, but derivatives relating to government bonds and to bond indices are excluded. Where bonds are issued by different entities within the same corporate group/complex, the aggregated exposure may not be reflected in the data above.

## Currency Exposure (% TNA)

	Before Hedging	After Hedging	Index
EUR	66.40	100.04	68.84
USD	20.27	0.82	23.07
GBP	13.32	-0.86	8.09
JPY	0.00	0.00	0.00
CAD	0.00	0.00	0.00
Other	0.00	0.00	0.00
Rounding adjustment	0.01	-	0.00
<b>TOTAL</b>	<b>100.00</b>	<b>100.00</b>	<b>100.00</b>

This table shows the currency exposure and hedging of the fund's investments.

The "After Hedging" column shows the currency exposure relevant to the investor.

### Sector Positioning (% TNA) (excluding derivatives)

	Fund	Index	Relative
Treasury	0.00	0.00	0.00
Quasi / Sov / Supra / Agency	4.23	4.13	0.10
Agency Mortgages	0.00	0.00	0.00
Banks & Brokers	16.84	14.04	2.80
Insurance	0.08	0.78	-0.70
Property	0.56	0.37	0.19
Other Financials	5.53	4.47	1.06
Basic Industry	3.21	4.16	-0.95
Capital Goods	4.41	7.80	-3.39
Consumer Cyclical	11.28	17.07	-5.79
Consumer Non Cyclical	5.53	8.11	-2.58
Energy	4.36	1.85	2.51
Transportation	2.81	4.69	-1.88
Technology	1.26	2.12	-0.86
Communications	17.19	23.75	-6.56
Industrial Other	2.57	1.47	1.10
Utility	3.74	5.21	-1.47
Covered	0.00	0.00	0.00
Non Agency	0.10	0.00	0.10
ABS / MBS	1.56	0.00	1.56
Unclassified	0.00	0.00	0.00
Index Credit Default Swaps	0.00	0.00	0.00
Interest Rate Derivatives	0.00	0.00	0.00
FX / Derivative P&L	-0.16	0.00	-0.16
Cash	14.92	0.00	14.92
Rounding adjustment	-0.02	-0.02	-
Total	100.00	100.00	-

Quasi / Sov / Supra / Agency are bonds issued by institutions like the European Investment Bank. Covered bonds are backed by cash flows from mortgages or public sector loans. ABS (Asset-backed Securities) / MBS (Mortgage-backed Securities) are backed by specific assets. Index Credit Default swaps can be used to increase or decrease the credit quality of the fund.

### Regional Exposure - Domicile Of Issuer (% TNA) (excluding derivatives)

	Fund	Index	Relative
Multinational	0.00	0.00	0.00
United States (& Other Amer.)	4.25	2.08	2.17
Canada	0.00	0.00	0.00
United Kingdom (& Ire.)	20.05	18.32	1.73
France	14.26	15.23	-0.97
Germany (& Aust.)	6.47	11.40	-4.93
Benelux	9.69	10.92	-1.22
Scandinavia	3.85	4.19	-0.34
Mediterranean	18.07	27.75	-9.68
Switzerland	0.00	1.16	-1.16
Other Europe	0.61	0.34	0.27
Japan	0.00	0.00	0.00
Australia & N.Z.	0.00	0.00	0.00
Asia ex Japan ex Aus.	1.40	0.15	1.26
C.I.S / Eastern Europe	3.91	7.17	-3.25
Latin America	0.16	0.95	-0.79
Middle East / N Africa	1.04	0.17	0.87
Sub-Saharan Africa	1.47	0.18	1.28
Other	0.00	0.00	0.00
Unclassified	0.00	0.00	0.00
FX / Derivative P&L	-0.16	0.00	-0.16
Index Credit Default Swaps	0.00	0.00	0.00
Cash	14.92	0.00	14.92
Rounding adjustment	0.01	-0.01	-
Total	100.00	100.00	-

## ESG Metrics

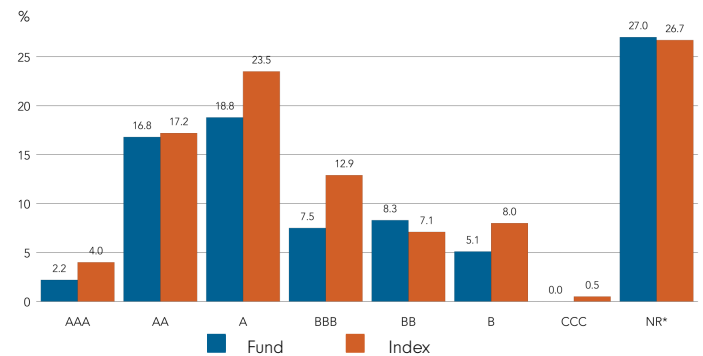
The factsheet is a snapshot of the portfolio at the date indicated above. ESG ratings distribution may vary over time. Representation of this data is for informational purposes only. If the SFDR classification is shown as 6 below then this fund does not promote environmental or social characteristics nor does it have a sustainable investment objective. If it is shown as 8, the fund promotes environmental or social characteristics. If it is shown as 9, the fund has a sustainable investment objective. Product-specific information can be found on our website at [www.fidelityinternational.com](http://www.fidelityinternational.com)

### Sustainability Characteristics (30.04.2023)

	Fund	Index
MSCI ESG Fund Rating (AAA-CCC)	A	N/R
Weighted Average Carbon Intensity (tCo2e/\$M Revenue)	155.5	146.7
SFDR Classification	8	N/A

N/A - Not Applicable  
 N/R - Not Rated

### MSCI Ratings Distribution % (30.04.2023)



ESG Fund rating based on holding as at 28.02.23 with 68.6% security coverage. Carbon intensity data based on holdings as at 30.04.23 with 60.1% security coverage.

## Glossary

**MSCI ESG Fund Rating:** This shows the fund's ESG rating based on the Quality Scores given to the fund by MSCI. This ranges from AAA, AA (Leader), A, BBB, BB (Average) to B, CCC (Laggard). To be included in MSCI ESG Fund Ratings, 65% of the fund's gross weight must come from covered securities (and excluding cash), the fund's holdings date must be less than one year old and the fund must have at least ten securities.

**Weighted Average Carbon Intensity:** is calculated as the sum of each portfolio weight multiplied by the Co2e per \$M of Revenue of each holding. This metric provides a snapshot of the fund's exposure to carbon-intensive companies and includes scope 1 and scope 2 carbon emissions. For carbon data, the coverage of underlying securities must be over 50% for data to be shown.

**SFDR Classification:** Shows the classification given to each fund as part of the EU Sustainable Finance Disclosure Regulation (SFDR). Article 9 funds aim to achieve an ESG outcome and are products with ESG objectives. Article 8 funds focus on promoting ESG characteristics and this must be a primary focus of the product. Article 6 funds integrate sustainability risks into investment analysis and decision-making, without the funds promoting environmental or social characteristics or having sustainable investments as their objective.

**MSCI Ratings Distribution:** This shows the percentage distribution of ESG ratings in the fund, based on the Net Asset Value of holdings excluding cash, liquidity funds, derivatives and Exchange Traded Funds.

Information on sustainability-related aspects is provided pursuant to SFDR at <https://www.fidelity.lu/sfdr-entity-disclosures>

## Disclaimer

ESG Rating Source: ©2023 MSCI ESG Research LLC. Reproduced by permission, no further distribution. MSCI ESG Research LLC and its affiliates (the "ESG Parties"), obtain information from sources they consider reliable, none of the ESG Parties warrants or guarantees the originality, accuracy and/or completeness of any data herein. None of the ESG Parties makes any express or implied warranties of any kind, and the ESG Parties hereby expressly disclaim all warranties of merchantability and fitness for a particular purpose, with respect to any data herein. None of the ESG Parties shall have any liability for any errors or omissions in connection with any data herein. Further, without limiting any of the foregoing, in no event shall any of the ESG Parties have any liability for any direct, indirect, special, punitive, consequential or any other damages (including lost profits) even if notified of the possibility of such damages. The information is as at the date of production based on data provided by MSCI. There may be timing differences between the date at which data is captured and reported. For more up to date information, you can visit <https://www.msci.com/esg-fund-ratings>

Carbon Data Source: Data provided by ISS ESG. All rights in the information provided by Institutional Shareholder Services Inc. and its affiliates (ISS) reside with ISS and/or its licensors. ISS makes no express or implied warranties of any kind and shall have no liability for any errors, omissions or interruptions in or in connection with any data provided by ISS. The information is as at the date of production based on carbon data provided by ISS. There may be timing differences between the date at which data is captured and reported.

SFDR Classification is assigned by Fidelity in line with the EU Sustainable Financial Disclosure Regulation.

## Glossary

### Volatility & Risk

**Annualised volatility:** a measure of how variable returns for a fund or comparative market index have been around their historical average (also known as "standard deviation"). Two funds may produce the same return over a period. The fund whose monthly returns have varied less will have a lower annualised volatility and will be considered to have achieved its returns with less risk. The calculation is the standard deviation of 36 monthly returns presented as an annualised number. Volatility for funds and indices are calculated independently of each other.

**Relative volatility:** a ratio calculated by comparing the annualised volatility of a fund to the annualised volatility of a comparative market index. A value greater than 1 indicates the fund has been more volatile than the index. A value less than 1 shows the fund has been less volatile than the index. A relative volatility of 1.2 means the fund has been 20% more volatile than the index, while a measure of 0.8 would mean the fund has been 20% less volatile than the index.

**Sharpe ratio:** a measure of a fund's risk-adjusted performance, taking into account the return on a risk-free investment. The ratio allows an investor to assess whether the fund is generating adequate returns for the level of risk it is taking. The higher the ratio, the better the risk-adjusted performance has been. If the ratio is negative, the fund has returned less than the risk-free rate. The ratio is calculated by subtracting the risk-free return (such as cash) in the relevant currency from the fund's return, then dividing the result by the fund's volatility. It is calculated using annualised numbers.

**Annualised alpha:** the difference between a fund's expected return (based on its beta) and the fund's actual return. A fund with a positive alpha has delivered more return than would be expected given its beta.

**Beta:** a measure of a fund's sensitivity to market movements (as represented by a market index). The beta of the market is 1.00 by definition. A beta of 1.10 shows that the fund could be expected to perform 10% better than the index in up markets and 10% worse in down markets, assuming all other factors remain constant. Conversely, a beta of 0.85 indicates that the fund could be expected to perform 15% worse than the market return during up markets and 15% better during down markets.

**Annualised tracking error:** a measure showing how closely a fund follows the index to which it is being compared. It is the standard deviation of the fund's excess returns. The higher the fund's tracking error, the higher the variability of fund returns around the market index.

**Information ratio:** a measure of a fund's effectiveness in generating excess return for the level of risk taken. An information ratio of 0.5 shows the fund has delivered an annualised excess return equivalent to half the value of the tracking error. The ratio is calculated by taking the fund's annualised excess return and dividing it by the fund's tracking error.

**R2:** a measure representing the degree to which a fund's return can be explained by the returns of a comparative market index. A value of 1 signifies the fund and index are perfectly correlated. A measure of 0.5 means only 50% of the fund's performance can be explained by the index. If the R2 is 0.5 or lower, the fund's beta (and therefore its alpha too) is not a reliable measure (due to a low correlation between fund and index).

### Ongoing charges

The ongoing charges figure represents the charges taken from the fund over a year. It is calculated at the fund's financial year end and may vary from year to year. For classes of funds with fixed ongoing charges, this may not vary from year to year. For new classes of funds or classes undergoing corporate actions (eg amendment to annual management charge), the ongoing charges figure is estimated until the criteria are met for an actual ongoing charges figure to be published.

The types of charges included in the ongoing charges figure are management fees, administration fees, custodian and depositary fees and transaction charges, shareholder reporting costs, regulatory registration fees, Directors fees (where applicable) and bank charges.

It excludes: performance fees (where applicable); portfolio transaction costs, except in the case of an entry/exit charge paid by the fund when buying or selling units in another collective investment undertaking.

For more information about charges (including details of the fund's financial year end), please consult the charges section in the most recent Prospectus.

### Independent Assessment

**Scope Fund Rating:** The rating measures how well a fund has balanced risk and reward relative to its peers. The rating is based solely on performance for funds with a five year track record. Funds with a shorter history also undergo qualitative assessment. For example, this may include looking at management style. The rating scale is A = very good, B = good, C = average, D = below average and E = poor.

**Morningstar Star Rating for Funds:** The rating measures how well a fund has balanced risk and reward relative to its peers. Star ratings are strictly based on past performance and Morningstar suggests investors use them to identify funds that are worthy for further research. The top 10% of funds in a category will receive a 5-star rating and the next 22.5% receive a 4-star rating. Only ratings of 4 or 5 stars are displayed on the factsheet.

**Primary share class:** is identified by Morningstar when the analysis calls for only one share class per fund to be in the peer group. It is the share class Morningstar recommends as the best proxy for the portfolio for the relevant market and category/GIF combination. In most cases the share class chosen will be the most retail version (based upon actual management charge, inception date, distribution status, currency and other factors) unless a share class that is less retailed focused has a much longer track record. It is different to the oldest share class data point in that it is on an available for sale level and not all markets will have the oldest share class for sale in that region. The Primary share class is also based on category so each available for sale/category combination for the fund will have its own primary share class.



## Important Information

This information must not be reproduced or circulated without prior permission. Fidelity International refers to the group of companies which form the global investment management organisation that provides information on products and services in designated jurisdictions outside of North America. Fidelity only offers information on its own products and services and does not provide investment advice based on individual circumstances, other than when specifically stipulated by an appropriately authorised firm, in a formal communication with the client. This communication is not directed at, and must not be acted upon by persons inside the United States and is otherwise only directed at persons residing in jurisdictions where the relevant funds are authorised for distribution or where no such authorisation is required. Unless otherwise stated all products and services are provided by Fidelity International, and all views expressed are those of Fidelity International. Fidelity, Fidelity International, the Fidelity International logo and F symbol are registered trademarks of Fidelity International. Fidelity International Management (Luxembourg) S.A. reserves the right to terminate the arrangements made for the marketing of the sub-fund and/or its shares in accordance with Article 93a of Directive 2009/65/EC and Article 32a of Directive 2011/61/EU. Prior notice of this cessation will be made in Luxembourg Morningstar annualised growth rates, total return, sector median performance and ranks - Data Source - © 2023 Morningstar, Inc. All Rights Reserved. The information contained herein: (1) is proprietary to Morningstar and/or its content providers; (2) may not be copied or distributed; and (3) is not warranted to be accurate, complete or timely. Neither Morningstar nor its content providers are responsible for any damages or losses arising from any use of this information.

**Czech Republic:** Investments should be made on the basis of the current prospectus (in English and Czech)/Key Information Document (KID), available in English and Czech along with the current annual and semi-annual reports free of charge through <https://www.fidelityinternational.com> from our paying agent UniCredit Bank Czech Republic a.s., Zetlavská 1525/1, 14092 Prag 4 - Michle, Czech Republic. Issued by FIL (Luxembourg) S.A., authorised and supervised by the CSSF (Commission de Surveillance du Secteur Financier). Investors/ potential investors can obtain information on their respective rights regarding complaints and litigation on the following link: <https://www.fidelity.cz> in Czech.

**France:** Investments should be made on the basis of the current prospectus (in French)/Key Information Document (KID), available in French along with the current annual and semi-annual reports free of charge through <https://www.fidelityinternational.com>, from your financial advisor or from the branch of your bank. Issued by FIL Gestion, a portfolio management company approved by the AMF under the number GP03-004, 21 avenue Kleber, 75116 Paris. Investors/ potential investors can obtain information on their respective rights regarding complaints and litigation on the following link: <https://www.fidelity.fr> in French.

**Germany:** Any performance disclosure is not compliant with German regulations regarding retail clients and must therefore not be handed out to these. Investments should be made on the basis of the current prospectus (in German)/Key Information Document (KID), which is available in German along with the current annual and semi-annual reports free of charge through <https://www.fidelityinternational.com> or from FIL Investment Services GmbH, Postfach 200237, 60606 Frankfurt/Main. For German Wholesale clients issued by FIL Investment Services GmbH, Kastanienhöhe 1, 61476 Kronberg im Taunus. For German Institutional clients issued by FIL (Luxembourg) S.A., 2a, rue Albert Borschette BP 2174 L-1021 Luxembourg. For German Pension clients issued by FIL Finance Services GmbH, Kastanienhöhe 1, 61476 Kronberg im Taunus. Investors/ potential investors can obtain information on their respective rights regarding complaints and litigation on the following link: <https://www.fidelity.lu/complaints-handling-policy> in English. The information above includes disclosure requirements of the fund's management company according to Regulation (EU) 2019/1156.

**Hungary:** Investments should be made on the basis of the current prospectus (in English)/Key Information Document (KID), available in English and Hungarian along with the current annual and semi-annual reports free of charge through <https://www.fidelityinternational.com>, from our distributor Raiffeisenbank Zentralbank Österreich AG, Akademia u. 6, 1054 Budapest. Issued by FIL (Luxembourg) S.A., authorised and supervised by the CSSF (Commission de Surveillance du Secteur Financier). Investors/ potential investors can obtain information on their respective rights regarding complaints and litigation on the following link: <https://www.fidelity.co.hu> in Hungarian.

**Italy:** Investments should be made on the basis of the current prospectus (in Italian and English)/Key Information Document (KID), available in Italian along with the current annual and semi-annual reports free of charge through <https://www.fidelityinternational.com>, from your financial advisor or from the branch of your bank. Issued by FIL (Luxembourg) S.A., authorised and supervised by the CSSF (Commission de Surveillance du Secteur Financier). Investors/ potential investors can obtain information on their respective rights regarding complaints and litigation on the following link: <https://www.fidelity-italia.it> in Italian.

**Luxembourg:** Investments should be made on the basis of the current prospectus (in English, French and German)/Key Information Document (KID), available in English, French and German along with the current annual and semi-annual reports free of charge through <https://www.fidelityinternational.com>, from our distributors. Issued by FIL (Luxembourg) S.A., authorised and supervised by the CSSF (Commission de Surveillance du Secteur Financier). Investors/ potential investors can obtain information on their respective rights regarding complaints and litigation on the following link: <https://www.fidelity.lu> in English.

**Poland:** This material does not constitute a recommendation within the meaning of the Regulation of the Polish Minister of Finance Regarding Information Constituting Recommendations Concerning Financial Instruments or Issuers Thereof dated October 19, 2005. No statements or representations made in this document are legally binding on Fidelity or the recipient and not constitute an offer within the meaning of the Polish Civil Code Act of 25 April 1964. We recommend that you obtain detailed information before taking any investment decision. Investments should be made on the basis of the current prospectus (in English and Polish), and the KID (Key Information Document) and the Additional Information for Investors, available in English and Polish along with the current annual and semi-annual reports free of charge through <https://www.fidelityinternational.com>, from our distributors, from our European Service Centre in Luxembourg, and from the fund's representative office in Poland. Issued by FIL (Luxembourg) S.A., authorised and supervised by the CSSF (Commission de Surveillance du Secteur Financier). Investors/ potential investors can obtain information on their respective rights regarding complaints and litigation on the following link: <https://www.fidelity.pl> in Polish.

**Portugal:** Investments should be made on the basis of the current prospectus (in English)/Key Information Document (KID), available in Portuguese along with the current annual and semi-annual reports free of charge through <https://www.fidelityinternational.com>. Fidelity Funds is registered with the CMVM and the legal documents can be obtained from locally authorised distributors. Issued by FIL (Luxembourg) S.A., authorised and supervised by the CSSF (Commission de Surveillance du Secteur Financier). Investors/ potential investors can obtain information on their respective rights regarding complaints and litigation on the following link: <https://www.fidelity.pt> in Portuguese.

**Slovakia:** Investments should be made on the basis of the current prospectus (in English)/Key Information Document (KID), available in English and Slovakian along with the current annual and semi-annual reports free of charge through <https://www.fidelityinternational.com>, from our paying agent UniCredit Bank Slovakia, a.s., Sancova 1/A 81333, Slovakia. Issued by FIL (Luxembourg) S.A., authorised and supervised by the CSSF (Commission de Surveillance du Secteur Financier). Investors/ potential investors can obtain information on their respective rights regarding complaints and litigation on the following link: <https://www.fidelity.sk> in Slovakian.

**Spain:** Investments should be made on the basis of the current prospectus (in Spanish and English)/Key Information Document (KID), available in Spanish along with the current annual and semi-annual reports free of charge through <https://www.fidelityinternational.com>. For the purposes of distribution in Spain, Fidelity Funds is registered with the CNMV Register of Foreign Collective Investment Schemes under registration number 649, where complete information is available from Fidelity Funds authorised distributors. The purchase of or subscription for shares in Fidelity Funds shall be made on the basis of the KID that investors shall receive in advance. The KID is available for inspection at the offices of locally authorised distributors as well as at the CNMV. Issued by FIL (Luxembourg) S.A., authorised and supervised by the CSSF (Commission de Surveillance du Secteur Financier). Investors/ potential investors can obtain information on their respective rights regarding complaints and litigation on the following link: <https://www.fondosfidelity.es> in Spanish.

**Sweden:** Investments should be made on the basis of the current prospectus (in English)/Key Information Document (KID) available in Swedish, along with the current annual and semi-annual reports free of charge through <https://www.fidelityinternational.com>, from your financial advisor or from the branch of your bank, from our European Service Centre in Luxembourg, FIL (Luxembourg) S.A., 2a, rue Albert Borschette BP 2174 L-1021 Luxembourg. Issued by FIL (Luxembourg) S.A., authorised and supervised by the CSSF (Commission de Surveillance du Secteur Financier). Investors/ potential investors can obtain information on their respective rights regarding complaints and litigation on the following link: <https://www.fidelity.se> in Swedish.

**United Arab Emirates:** For the United Arab Emirates, the DIFC branch of FIL Distributors International Limited, is regulated by the DFSA for the provision of Arranging Deals in Investments only. All communications and services are directed at Professional Clients only. Persons other than Professional Clients, such as Retail Clients, are NOT the intended recipients of our communications or services. Investments should be made on the basis of the current prospectus and KID (key investor information document), which are available along with the current annual and semi-annual reports free of charge from our distributors.

C505537/NA CL13111102 English 40282 T101b