

## Strategy

The portfolio managers aim to deliver capital preservation and liquidity, while delivering a competitive yield, through a multi-strategy approach to money market fund management. They seek to build well-diversified portfolios, where no single decision or investment has a dominant impact on the fund. Fidelity's tenets of money market fund management are: (1) using intensive fundamental credit research to independently identify the highest quality issuers; (2) portfolio issuer selection led by an approved list of issuers, carefully constructed by our experienced portfolio managers and credit analysts; (3) ensuring portfolios are well diversified across a number of different issuers, sectors and regions; (4) employing sophisticated quantitative research to guide portfolio interest rate sensitivity and yield curve strategies; (5) maintaining conservative liquidity buffers to facilitate any client redemptions with ease.

## Objectives & Investment Policy

**Objective:** The fund aims to offer returns in line with money market rates over the recommended holding period.

**Investment Policy:** The fund invests at least 70% (and normally 75%) in US dollar denominated money market instruments such as reverse repurchase agreements and deposits.

The fund qualifies as a short-term VNAV money market fund and it is rated Aaa-mf by Moody's Investor Services, Inc.

The fund invests at least 70% of its assets in securities of issuers with favourable environmental, social and governance (ESG) characteristics and up to 30% in securities of issuers with low but improving ESG characteristics.

**Investment Process:** In actively managing the fund the Investment Manager uses fundamental and relative analysis to select issuers and short term securities whilst constructing a high quality portfolio with a focus on liquidity and risk management. The Investment Manager also considers ESG characteristics when assessing investment risks and opportunities. In determining favourable ESG characteristics, the Investment Manager takes into account ESG ratings provided by Fidelity or external agencies. Through the investment management process, the Investment Manager aims to ensure that investee companies follow good governance practices.

The fund adheres to the Fidelity Sustainable Family of Funds standards. For more information, see "Sustainable Investing and ESG Integration".

**Derivatives and Techniques:** The fund may use derivatives only for the purpose of hedging the interest rate or exchange rate risks inherent in other investments of the fund.

**Benchmark:** None.

## Fund Facts

**Launch date:** 20.09.93

**Portfolio manager:** Christopher Ellinger, Tim Foster

**Appointed to fund:** 01.01.19, 17.11.08

**Years at Fidelity:** 12, 20

**Fund size:** \$ 1.723m

**Number of holdings:** 72

**Fund reference currency:** US Dollar (USD)

**Fund domicile:** Luxembourg

**Fund legal structure:** SICAV

**Management company:** FIL Investment Management (Luxembourg) S.A.

**Capital guarantee:** No

## Share Class Facts

Other share classes may be available. Please refer to the prospectus for more details.

**Launch date:** 25.09.06

**NAV price in share class currency:** 11,6507

**ISIN:** LU0261952922

**SEDOL:** B1FHF63

**WKN:** A0LFZT

**Bloomberg:** FUDCAUA LX

**Distribution type:** Accumulating

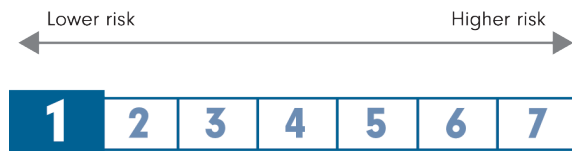
**Historic yield:** 4.59%

**Ongoing Charges Figure (OCF) per year:** 0,3% (30.04.22)

**OCF takes into account annual management charge per year:** 0,15%

Where the OCF is lower than the annual management charge, this is because some fund charges including the annual management charge are currently being waived, or partially waived, for this fund. The OCF will vary from year to year and will increase when all fund charges are charged in full.

## Risk Indicator



The risk indicator assumes you keep the product for 0.5 years. The actual risk can vary significantly if you cash in at the early stage and you may get back less.

The summary risk indicator is a guide to the level of risk of this product compared to other products. It shows how likely it is that the product will lose money because of movements in the markets or because we are not able to pay you. We have classified this product as 1 out of 7, which is a low risk class. This rates the potential losses from future performance at a low level, and poor market conditions are very unlikely to impact the capacity to pay you. Returns may increase or decrease as a result of currency fluctuations. This product does not include any protection from future market performance so you could lose some or all of your investment. If FIL Investment Management (Luxembourg) S.A. is not able to pay you what is owed, you could lose your entire investment.

## Important Information

The use of financial derivative instruments may result in increased gains or losses within the fund. The value of shares may be adversely affected by insolvency or other financial difficulties affecting any institution in which the Fund's cash has been deposited. The Investment Manager's focus on securities of issuers which maintain favourable ESG characteristics or that are sustainable investments may affect the fund's investment performance favourably or unfavourably in comparison to similar funds without such focus. A Money Market Fund (MMF) is not a guaranteed investment. Investment in an MMF is different from an investment in deposits. The principal invested may fluctuate, and the risk of loss of the principal is to be borne by the investor. The MMF does not rely on external support for guaranteeing the liquidity of the MMF or stabilising the NAV per share. Funds are subject to charges and expenses. Charges and expenses reduce the potential growth of your investment. This means you could get back less than you paid in. The costs may increase or decrease as a result of currency and exchange rate fluctuations. Please refer to the Prospectus and KID of the fund before making any final investment decisions. When referring to sustainability-related aspects of a promoted fund, the decision to invest should take into account all characteristics or objectives of the promoted fund as detailed in the prospectus.

Past performance does not predict future returns. The fund's returns may increase or decrease as a result of currency fluctuations. The investment which is promoted concerns the acquisition of units or shares in a fund, and not in a given underlying asset owned by the fund.

## Performance Comparator(s)

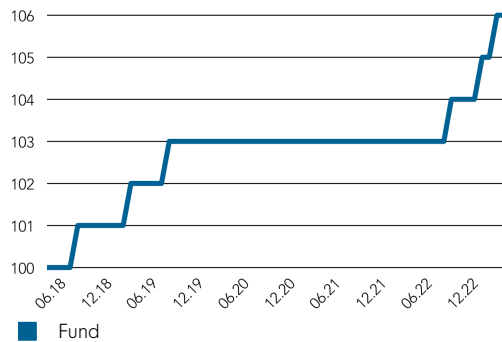
Peer Group Universe

Morningstar EAA Fund USD Money Market

Market index is for comparative purposes only unless specifically referenced in the Objectives & Investment Policy on page 1. The same index is used in the positioning tables on this factsheet.

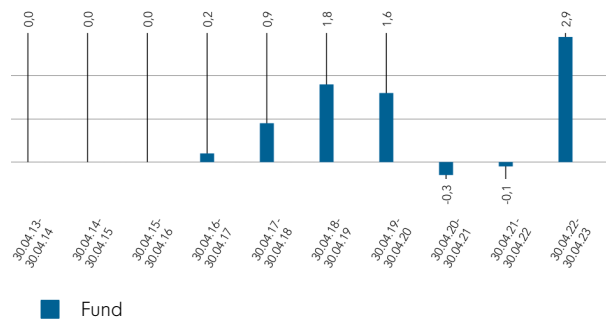
Where the effective date for the current market index is after the share class launch date, full history is available from Fidelity.

## Cumulative performance in USD (rebased to 100)

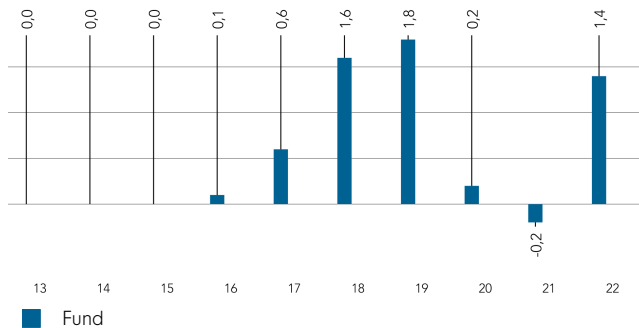


Performance is shown for the last five years (or since launch for funds launched within that period).

## Performance for 12 month periods in USD (%)



## Performance for calendar years in USD (%)



## Performance to 30.04.23 in USD (%)

	1m	3m	YTD	1yr	3yr	5yr	Since 25.09.06*
Fund cumulative growth	0,4	1,1	1,4	2,9	2,5	6,0	16,5
Index cumulative growth	-	-	-	-	-	-	-
Fund annualised growth	-	-	-	2,9	0,8	1,2	0,9
Index annualised growth	-	-	-	-	-	-	-
<b>Ranking within Peer Group Universe</b>							
Y-ACC-USD	9	5	8	4	9	10	
Total number of funds	23	23	23	23	23	20	
Quartile ranking**	2	1	2	1	2	2	

Source of fund performance and volatility and risk measures is Fidelity. Performance is excluding initial charge. Basis: nav-nav with income reinvested, in USD, net of fees. If you took an initial charge of 5.25% from an investment, this is the equivalent of reducing a growth rate of 6% per annum over 5 years to 4.9%. This is the highest initial charge applicable, if the initial charge you pay is less than 5.25%, the impact on the overall performance will be less. Market indices are sourced from RIMES and other data is sourced from third-party providers such as Morningstar.

\*Performance commencement date.

\*\*Quartile rank is for the fund's primary share class as identified by Morningstar, which may be different than the share class detailed in this factsheet and refers to performance over time rated on a scale of 1-4. A ranking of 1 indicates that the item being ranked is in the top 25% of the sample and so on. Rankings are based on a performance record that is included in the Peer Group Universe. In line with Investment Association methodology, this record may include a track record extension from a legacy share class and the record may not be the same class of this factsheet. Quartile ranking is an internal Fidelity International calculation. Ranking may vary by share class.

Figures may not always sum to totals due to rounding

## Glossary / additional notes

### Ongoing charges

The ongoing charges figure represents the charges taken from the fund over a year. It is calculated at the fund's financial year end and may vary from year to year. For classes of funds with fixed ongoing charges, this may not vary from year to year. For new classes of funds or classes undergoing corporate actions (eg amendment to annual management charge), the ongoing charges figure is estimated until the criteria are met for an actual ongoing charges figure to be published.

The types of charges included in the ongoing charges figure are management fees, administration fees, custodian and depositary fees and transaction charges, shareholder reporting costs, regulatory registration fees, Directors fees (where applicable) and bank charges.

It excludes: performance fees (where applicable); portfolio transaction costs, except in the case of an entry/exit charge paid by the fund when buying or selling units in another collective investment undertaking.

For more information about charges (including details of the fund's financial year end), please consult the charges section in the most recent Prospectus.

### Historic yield

The historic yield for a fund is calculated based on the average of the last 30 days of annualised yields.

### Independent Assessment

**Scope Fund Rating:** The rating measures how well a fund has balanced risk and reward relative to its peers. The rating is based solely on performance for funds with a five year track record. Funds with a shorter history also undergo qualitative assessment. For example, this may include looking at management style. The rating scale is A = very good, B = good, C = average, D = below average and E = poor.

**Morningstar Star Rating for Funds:** The rating measures how well a fund has balanced risk and reward relative to its peers. Star ratings are strictly based on past performance and Morningstar suggests investors use them to identify funds that are worthy for further research. The top 10% of funds in a category will receive a 5-star rating and the next 22.5% receive a 4-star rating. Only ratings of 4 or 5 stars are displayed on the factsheet.

**Primary share class:** is identified by Morningstar when the analysis calls for only one share class per fund to be in the peer group. It is the share class Morningstar recommends as the best proxy for the portfolio for the relevant market and category/GIF combination. In most cases the share class chosen will be the most retail version (based upon actual management charge, inception date, distribution status, currency and other factors) unless a share class that is less retailed focused has a much longer track record. It is different to the oldest share class data point in that it is on an available for sale level and not all markets will have the oldest share class for sale in that region. The Primary share class is also based on category so each available for sale/category combination for the fund will have its own primary share class.



#### Important Information

This is a marketing communication. This information must not be reproduced or circulated without prior permission.

Fidelity only offers information on products and services and does not provide investment advice based on individual circumstances, other than when specifically stipulated by an appropriately authorised firm, in a formal communication with the client.

Fidelity International refers to the group of companies which form the global investment management organisation that provides information on products and services in designated jurisdictions outside of North America. This communication is not directed at, and must not be acted upon by persons inside the United States and is otherwise only directed at persons residing in jurisdictions where the relevant funds are authorised for distribution or where no such authorisation is required.

Unless otherwise stated all products are provided by Fidelity International, and all views expressed are those of Fidelity International. Fidelity, Fidelity International, the Fidelity International logo and F symbol are registered trademarks of FIL Limited. FIL Limited assets and resources as at 28/02/2023 - data is unaudited. Research professionals include both analysts and associates. The performance figures shown do not take into account the fund's Initial Charge. If you took an initial charge of 5.25% from an investment, this is the equivalent of reducing a growth rate of 6% per annum over 5 years to 4.9%. This is the highest initial charge applicable, if the initial charge you pay is less than 5.25%, the impact on the overall performance will be less.

Fidelity Funds "FF" is an open-ended investment company (UCITS) established in Luxembourg with different classes of shares. FIL Investment Management (Luxembourg) S.A. reserves the right to terminate the arrangements made for the marketing of the sub-fund and/or its shares in accordance with Article 93a of Directive 2009/65/EC and Article 32a of Directive 2011/61/EU. Prior notice of this cessation will be made in Luxembourg.

Morningstar annualised growth rates, total return, sector median performance and ranks - Data Source - © 2023 Morningstar, Inc. All Rights Reserved. The information contained herein: (1) is proprietary to Morningstar and/or its content providers; (2) may not be copied or distributed; and (3) is not warranted to be accurate, complete or timely. Neither Morningstar nor its content providers are responsible for any damages or losses arising from any use of this information.

This share class is registered and distributed in the following locations: Austria, Bahrain, Croatia, Czech Republic, Denmark, Finland, France, Germany, Hungary, Iceland, Italy, Luxembourg, Netherlands, Norway, Oman, Poland, Portugal, Qatar, Slovakia, Spain, Sweden, Switzerland, United Kingdom.

We recommend that you obtain detailed information before taking any investment decision on the basis of the current prospectus and KID (key information document), along with the current annual and semi-annual reports free of charge through <https://www.fidelityinternational.com>, from our distributors, from your financial advisor or from the branch of your bank and from our European Service Centre in Luxembourg, FIL (Luxembourg) S.A. 2a, rue Albert Borschette BP 2174 L-1021 Luxembourg. Issued by FIL (Luxembourg) S.A., authorised and supervised by the CSSF (Commission de Surveillance du Secteur Financier). Investors/ potential investors can obtain information on their respective rights regarding complaints and litigation on your local Fidelity website which can be accessed via the following link <https://www.fidelityinternational.com> (Products & services) by selecting your country of residence. All documentation and information will be in the local or an accepted European language of the country selected.

Documentation can also be obtained from the following paying agents/distributors: **Austria** - UniCredit Bank Austria AG, Schottengasse 6-8, 1010 Vienna., **Croatia** - Zagrebacka banka d.d., Trg bana Josipa Jelacica 10, 10000 Zagreb., **Czech Republic** - UniCredit Bank Czech Republic a.s., Zeletavska 1525/1, 14092 Prag 4 - Michle, Czech Republic, **Hungary** - Raiffeisenbank Zentralbank Österreich AG, Akademia u. 6, 1054 Budapest., **Slovakia** - UniCredit Bank Slovakia, a.s., Sancova 1/A 81333, Slovakia., **Switzerland** - BNP Paribas, Paris, succursale de Zurich, Selnaustrasse 16, 8002 Zurich.

**France:** Issued by FIL Gestion, a portfolio management company approved by the AMF under the number GP03-004, 21 avenue Kleber, 75116 Paris.

**Germany:** For German Wholesale clients issued by FIL Investments Services GmbH, Kastanienhöhe 1, 61476 Kronberg im Taunus. For German Institutional clients issued by FIL (Luxembourg) S.A., 2a, rue Albert Borschette BP 2174 L-1021 Luxembourg. For German Pension clients issued by FIL Finance Services GmbH, Kastanienhöhe 1, 61476 Kronberg im Taunus.

**Netherlands:** The fund is authorised to offer participation rights in The Netherlands pursuant to article 2:66 (3) in conjunction with article 2:71 and 2:72 Financial Supervision Act.

**Poland:** This material does not constitute a recommendation within the meaning of the Regulation of the Polish Minister of Finance Regarding Information Constituting Recommendations Concerning Financial Instruments or Issuers Thereof dated October 19, 2005. No statements or representations made in this document are legally binding on Fidelity or the recipient and not constitute an offer within the meaning of the Polish Civil Code Act of 23 April 1964.

**Portugal:** Fidelity Funds is registered with the CMVM and the legal documents can be obtained from locally authorised distributors.

**Spain:** Fidelity Funds and Fidelity Active Strategy (FAST) are open-ended collective investment schemes incorporated in Luxembourg. The distributing and depositary entities are, respectively, FIL (Luxembourg) S.A. and Brown Brothers Harriman (Luxembourg) S.C.A. Fidelity Funds and FAST are registered for marketing in Spain in the register of Foreign Collective Investment Undertakings of the CNMV under registration numbers 124 and 649 respectively, where detailed information on the local distributors can be obtained.

**Switzerland:** Fidelity undertakes the financial services of purchasing and/or selling financial instruments within the meaning of the Financial Services Act ("FinSA"). Fidelity is not required to assess the appropriateness and suitability under FinSA. We recommend that you obtain detailed information before taking any investment decision. Investments should be made on the basis of the current prospectus (in English, German and French) and the KID (key information document), available in English, German and French along with the current annual and semi-annual reports free of charge through <https://www.fidelityinternational.com>, from our distributors, from our European Service Center in Luxembourg FIL (Luxembourg) S.A. 2a, rue Albert Borschette BP 2174 L-1021 Luxembourg and from the representative and paying agent in Switzerland, BNP Paribas, Paris, succursale de Zurich, Selnaustrasse 16, 8002 Zurich. Issued by FIL Investment Switzerland AG.

CSO4925 CL1305901/NA English 41242 T11b