Fidelity Funds

Société d'investissement à capital variable
가변자본투자회사
RCS 룩셈부르크 B (34) 036

반 연례 보고서 및 회계

종료 기간
2020년 10월 31일
가결산



Fidelity INTERNATIONAL

Fidelity Funds

목차

소개 2
이사 및 감독관. 3
자산운용사 보고서 4
각주 6
투자종목 명세서
주식형 펀드
America Fund 7
American Diversified Fund 9
American Growth Fund 10
ASEAN Fund 11
Asia Focus Fund 13
Asia Pacific Opportunities Fund 14
Asian Equity Fund [1,3,4,5] 16
Asian Smaller Companies Fund 18
Asian Special Situations Fund 20
Australia Fund 22
China Consumer Fund 23
China Focus Fund 24
China Opportunities Fund 25
Emerging Asia Fund 26
Emerging Europe, Middle East and Africa Fund 28
Emerging Markets Focus Fund 30
Emerging Markets Fund 31
Euro Blue Chip Fund 33
Euro STOXX 50® Fund [2] 34
European Dynamic Growth Fund 35
European Growth Fund 37
European Larger Companies Fund [3,4,5] 39
European Smaller Companies Fund 41
FIRST All Country World Fund 44
FIRST Developed World Fund [4] 45
FIRST European Value Fund 46
France Fund 47
Germany Fund 48
Global Communications Fund [4] 49
Global Consumer Industries Fund 50
Global Demographics Fund 52
Global Financial Services Fund 54
Global Focus Fund 56
Global Health Care Fund 58
Global Industrials Fund 59
Global Infrastructure Fund 60
Global Low Volatility Equity Fund [4] 62
Global Property Fund [6] 64
Global Technology Fund 65
Greater China Fund 67
Greater China Fund II [1,3,4,5] 69
Iberia Fund 71
India Focus Fund [7] 72
Indonesia Fund 73
International Fund 74
Italy Fund 81
Japan Advantage Fund [8] 82
Japan Aggressive Fund [8] 83
Japan Fund [8] 85
Japan Smaller Companies Fund [8] 86
Latin America Fund 87
Malaysia Fund 88
Nordic Fund 89
Pacific Fund 90
Singapore Fund 93
Sustainable Eurozone Equity Fund [4] 94
Sustainable Global Equity Fund [4] 95
Sustainable Water & Waste Fund [4] 96
Switzerland Fund 97
Taiwan Fund 98
Thailand Fund 99
UK Special Situations Fund [1,3,4,5] 100
United Kingdom Fund 102
World Fund 104
Equity Income Funds
Asia Pacific Dividend Fund 106
European Dividend Fund 108
Global Dividend Fund 110
Global Equity Income Fund [4] 115
자산 배분 펀드
Fidelity Sélection Internationale [4] 116
멀티 에셋 펀드
Asia Pacific Multi Asset Growth & Income Fund [1,3,4] 123
European Multi Asset Income Fund 131
Fidelity Patrimoine [4] 139
Global Multi Asset Income Fund [6] 145
Global Multi Asset Tactical Defensive Fund [4] 172
Global Multi Asset Tactical Moderate Fund [4] 180
Greater China Multi Asset Growth & Income Fund [1,3] 187
Growth & Income Fund 194
Fidelity SMART Funds
SYSTEMATIC MULTI ASSET RISK TARGETED (SMART)
SMART Global Defensive Fund [4] 207
SMART Global Moderate Fund 221
채권형 펀드
Asia Pacific Strategic Income Fund 235
Asian Bond Fund 246
Asian High Yield Fund 250
China High Yield Fund 254
China RMB Bond Fund [4] 258
Emerging Market Corporate Debt Fund 260
Emerging Market Debt Fund 264
Emerging Market Local Currency Debt Fund [4] 269
Emerging Market Total Return Debt Fund [4] 272
Emerging Markets Inflation-linked Bond Fund [4] 278
Euro Bond Fund 280
Euro Corporate Bond Fund 282
Euro Short Term Bond Fund 284
European High Yield Fund 285
Flexible Bond Fund 289
Global Bond Fund 295
Global Corporate Bond Fund [4] 300
Global High Yield Fund [4] 304
Global Hybrids Bond Fund [4] 307
Global Income Fund 309
Global Inflation-linked Bond Fund 313
Global Short Duration Income Fund 317
Sustainable Reduced Carbon Bond Fund [4] 321
Sustainable Strategic Bond Fund 324
US Dollar Bond Fund 330
US High Yield Fund 333
현금 펀드
Australian Dollar Cash Fund 338
Euro Cash Fund 339
Sterling Cash Fund 340
US Dollar Cash Fund 341
Fidelity Lifestyle 펀드
Fidelity Target™ 2020 Fund 342
Fidelity Target™ 2020 (Euro) Fund [4] 354
Fidelity Target™ 2025 (Euro) Fund 361
Fidelity Target™ 2030 (Euro) Fund 376
Fidelity Target™ 2035 (Euro) Fund [4] 391
Fidelity Target™ 2040 (Euro) Fund [4] 400
Fidelity Target™ 2045 (Euro) Fund [4] 409
Fidelity Target™ 2050 (Euro) Fund [4] 418
Fidelity Target™ 2055 (Euro) Fund [4] 427
Fidelity Target™ 2060 (Euro) Fund [4] 436
Institutional Target Funds
Fidelity Institutional Target™ 2015 (Euro) Fund [1,4,5] 445
Fidelity Institutional Target™ 2020 (Euro) Fund [1,4,5] 449
Fidelity Institutional Target™ 2025 (Euro) Fund [1,4,5] 463
Fidelity Institutional Target™ 2030 (Euro) Fund [1,4,5] 478
Fidelity Institutional Target™ 2035 (Euro) Fund [1,4,5] 493
Fidelity Institutional Target™ 2040 (Euro) Fund [1,4,5] 508
Fidelity Institutional Target™ 2045 (Euro) Fund [1,4,5] 523
Fidelity Institutional Target™ 2050 (Euro) Fund [1,4,5] 534
Fidelity Institutional Target™ 2055 (Euro) Fund [1,4,5] 542
Fidelity Institutional Target™ 2060 (Euro) Fund [1,4,5] 550
Multi Asset Target Fund
Multi Asset Target Income 2024 Fund [1,4] 558
Absolute Return Funds
Absolute Return Asian Equity Fund [4,5] 566
Absolute Return Global Equity Fund [1,4] 568
Absolute Return Global Fixed Income Fund [1,4] 570
Absolute Return Multi Strategy Fund [4] 574
기관 보유 주식형 펀드
Institutional Emerging Markets Equity Fund 580
Institutional Euro Blue Chip Fund [4] 581
Institutional European Larger Companies Fund [3,4,5] 582
Institutional European Smaller Companies Fund [4] 583
Institutional Global Focus Fund [4] 585
Institutional Global Sector Fund [3,4] 587
Institutional Japan Fund [8] 590
기관 보유 채권형 펀드
Institutional US High Yield Fund [1,3,4,5] 591
순자산 보고서 594
주당 순자산가치 보고서 616
재무제표 주석 642
보충 정보 670
추가 정보 684

소개

집행 책임자(CO)

2020년 10월 31일 현재, FIMLUX가 임명한 집행 책임자(CO)들은 3페이지에 나와 있습니다.

Fidelity Funds(이하 "당사")는 룩셈부르크에서 가변자본투자회사(이하 "SICAV")의 형태로 설립된 개방형 투자회사입니다. 당사는 엄브렐라 구조를 갖추고 있으며, 그 자산은 다수의 각기 다른 펀드(이하 "자펀드")에 편입되어 있습니다. 각 자펀드는 유가증권 및 기타 자산들로 이루어진 별도의 포트폴리오로서, 구체적인 투자 목적에 따라 관리됩니다. 자펀드와 관련하여 당사 내에 개별 주식 등급(이하 "주식")이 발행됩니다. 각 자펀드는 전문적으로 관리되는 유가증권 풀을 이루어 주식형, 채권형 혹은 혼합 형의 투자 목적을 가지고 다양한 지역에서 여러 통화로 투자 기회를 제공합니다.

주식은 다수의 지역에서 판매 허가를 얻었으며, 룩셈부르크 증권거래소의 Euro MTF 시장에 상장될 수 있습니다. 그러나 Reserved Funds 및 Institutional Reserved Funds의 주식들은 현재 상장되지 않았습니다. 증권거래소 상장에 관한 자세한 내용은 https://www.bourse.lu/official 목록에서 찾아보거나 요청 시 관리회사로부터 구할 수 있습니다.

스위스 투자자들은 Asian Equity Fund, Asia Pacific Multi Asset Growth & Income Fund, Greater China Fund II, Greater China Multi Asset growth & Income Fund, Institutional US High Yield Fund, the Fixed-Term Bond Funds, the Institutional Target Funds, the Reserved Funds, Multi Asset Target Income 2024 Fund, UK Special Situations Fund, the Fixed-Term Bond Funds 등을 제외한 당사의 현재 자펀드들이 스위스 금융시장감독위원회(Swiss Financial Market Supervisory Authority)의 인가를 받아 스위스에서 판매된다는 사실을 양지하시기 바랍니다.

COVID-19 대유행

글로벌 금융 시장은 COVID-19 대유행 상황의 발생으로 인해 2020년 1월부터 상당한 변동을 겪었습니다. 이에 따라 공급망의 심각한 붕괴, 여행 및 국경 통제, 소비자 수요의 급락, 일반적인 시장의 불확실성 등이 발생했습니다. 2020년 초 이후로 FIL Limited Group(" FIL", "FIL International" 또는 "Fidelity")의 경영 비상 계획은 모든 FIL International 계열사에서 점진적으로 실시되었습니다. 여기에는 FIL Group 직원들이 집에서 일할 수 있도록 하는 원격 액세스의 구현이 포함되었습니다.

이런 예외적인 상황에도 불구하고 모든 펀드 관련 통제는 변경되지 않고 계속 실행됩니다. 현재까지 심각한 운영 문제나 실적 문제 또는 시스템 중단은 확인되지 않았습니다.

Fidelity International(FIMLUX 포함)은 전체 펀드 포트폴리오에서 높은 수준의 유동성 및 거래 상대방 모니터링을 유지해 왔습니다. 이번 기간 중에는 지배적인 시장 여건을 충실히 나타내는 정확한 NAV를 계산하고, 잠재적으로 우려되는 영역과 추가적인 유동성 관리 조치를 취하는 것이 펀드 주주들의 최대 이익이 될 수 있을지의 여부를 고려하기 위해 Fidelity Funds의 모든 자펀드와 관련된 시장 및 거래 데이터를 보다 빈번하게 고려하고 분석했습니다.

2020년 3월 20일에 발행된 CSSF의 가격 조정(Swing Pricing) 정책 FAQ의 업데이트에 따라 가격 조정 정책의 일부 변경 사항이 Fidelity 웹사이트에 게시하여 주주들에게 통지한 대로 시장 상황에 따라 승인되었습니다. 사본은 www.fidelity.lu에서 찾을 수 있습니다.

당사 이사회는 COVID-19가 회사에 미치는 영향과 관련된 문제와 주주들의 이익을 우선시하기 위한 조치들에 대해 계속 적절하게 정보를 받았습니다.

이사회

2020년 10월 31일 현재 당사의 이사진 명부는 3 페이지에 실려 있습니다. 2020년 10월 31일 현재 근무 중인 9명의 이사진 중 3명은 이사회에 의해 자산운용사와 독립성을 유지하고 독립적인 판단을 심각하게 저해할 수 있는 여하한 비즈니스 혹은 관계로부터 자유로운 것으로 간주됩니다.

2020년 10월 31일까지의 기간 중에 당사 이사회에 다음과 같은 변화가 있었습니다.

- Simon Haslam 및 Ms Amy Yip 은 2020년 10월 1일자

로 사임했습니다.
2020년 10월 31일까지의 기간 중에 관리회사의 이사회는 변경되지 않았습니다.

당사의 본 반기보고서는 주식 공모를 목적으로 작성된 것이 아닙니다. 주식 공모는 본 투자설명서(및 그 안에서 인용되는 문서)와 당사의 최신 연차보고서 및 이후에 발표되는 반기보고서에 들어 있는 정보에 기초하여 이루어집니다. 본 투자설명서, 최신 연차 및 반기 보고서 그리고 당사의 포트폴리오 변동보고서는 당사의 등록사무소나 당사의 판매업체로 등록된 각 회사에서 무료로 제공되며, 스위스에 거주하는 투자자들은 스위스 소재의 당사 대표사무소에서 무료로 받을 수 있습니다.

본 반기보고서의 영국 내 배포는 영국 금융감독청(Financial Conduct Authority)이 인가하고, 동 당국의 감독 하에 있는 당사의 영국 소재 판매회사인 FIL Investments International이 승인했습니다.

이사 및 감독관.

Fidelity Funds 이사회
2020년 10월 31일 현재

Anne Richards
이사회 의장
영국

Yousef A. Al-Awadi, K.B.E.^*△
이사
쿠웨이트

Didier Cherpitel^*▲
이사
스위스

Carine Feipel^*△
이사
룩셈부르크 대공국

Simon Fraser^
이사
영국

Abby Johnson^
이사
미국

Glen Moreno^
이사
미국

Jon Skillman^
이사
룩셈부르크 대공국

FIL (Luxembourg) S.A.
법인이사
룩셈부르크 대공국
대표 Nishith Gandhi

FIL Investment Management (Luxembourg) S.A.
(이하 "관리회사")의 이사회

Christopher Brealey
이사회 의장
룩셈부르크 대공국

Eliza Dungworth
이사
영국

Dominic Rossi^
이사
영국

Jon Skillman^
이사
룩셈부르크 대공국

관리회사의 집행 책임자

Florence Alexandre
집행 책임자
룩셈부르크 대공국

Stephan von Bismarck
집행 책임자
영국

Philip Hanssens
집행 책임자
룩셈부르크 대공국

Corinne Lamesch
집행 책임자
룩셈부르크 대공국

Paul Witham
집행 책임자
룩셈부르크 대공국

Karin Winklbauer
집행 책임자
룩셈부르크 대공국

^Non-executive Director
* Independent Director
△Member of the Audit and Risk Committee
▲Chairman of the Audit and Risk Committee

실적 개요 - 2020년 10월까지 6개월

주식 시장

MSCI 세계 지수로 측정된 세계 증시는 동 기간 동안 COVID-19 대유행의 경제적 영향을 완화하기 위해 전 세계에서 도입된 상당한 정책 부양책의 지원에 힘입어 상승했습니다. 경제 전반에서 봉쇄 조치가 완화되고 백신 후보 및 바이러스 치료에 대해 낙관론이 일고 있는 가운데 경제 활동도 회복될 조짐을 보이면서 지원에 가세했습니다. 그러나 시장은 기간 말에는 세계적인 COVID-19 환자의 증가, 미국 대선 이전의 새로운 부양책 및 불확실성, 미중 간의 갈등이 투자자의 심리를 위축시키면서 압박을 받았습니다.

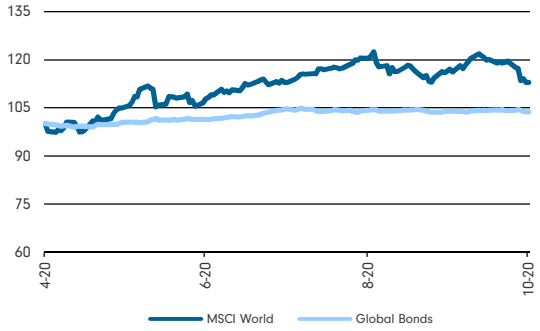

Source: Refinitiv DataStream, Total Returns in USD rebased to 100, MSCI World index and BofA ML Global Broad Market index, 30.04.2020 - 31.10.2020

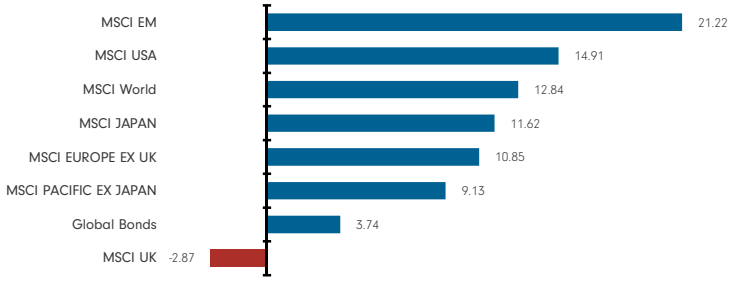

Source: Refinitiv DataStream, Total Returns, USD, 30.04.2020 - 31.10.2020

이런 전 세계 상황에서 미국, 영국을 제외한 유럽, 일본을 제외한 태평양 및 일본 증시는 상승세로 마감했습니다. 영국 증시는 부분적으로 브렉시트 이후의 무역 거래에 대한 우려에 따라 하락했습니다. 신흥 시장이 상승하면서 선진국 시장을 추월했습니다. 업종별로는 정보 기술(IT), 임의 소비재 및 소재 부문이 실적을 이끈 반면에 에너지 기업은 감소했습니다. 전반적으로 미국 달러 기준 수익률은 엔, 유로와 파운드 대비 평가절하로 인해 긍정적이었습니다.

유럽 시장은 COVID-19 환자 감소, 중앙 은행의 통화 정책 지원 및 정부의 재정 지원 덕분에 상승 국면으로 격변 기간을 마감했습니다. 증시는 점진적인 경제 재개와 거시 경제 데이터의 회복에 따른 이익을 향유했습니다. 또한 유럽 연합(EU)의 획기적인 회복 패키지와 예상을 상회하는 2분기 실적이 시장의 상승세를 주도했습니다. 그러나 시장의 상승세는 10월에 유럽과 미국 전역에서 COVID-19 환자가 다시 증가하면서 유발된 투매로 인해 3월 이후 최악의 월간 하락을 기록하면서 역전되었습니다. 프랑스, 독일 및 영국이 1개월 봉쇄 조치를 선언했으며, 다른 유럽 국가들도 이를 좇을 것으로 예상됩니다.

COVID-19 발병과 이에 따른 봉쇄 조치로 인해 경제 및 기업 활동이 급격히 둔화되고 회사 수익, 배당금 및 주가를 압박하면서 영국 증시는 검토 기간을 하락세로 마감했습니다. 시장은 또한 브렉시트 이후의 거래가 가시적인 진전이 없는 것에 대해 불확실성이 확산되면서 압박을 받기도 했습니다. 또한 영국은 최근에 전국적인 바이러스 감염 증가 현상을 감안하여 봉쇄 조치를 다시 실시했습니다. 업종 수준에서 석유 & 가스 증시는 수요 감소와 유가 하락을 고려할 때 기업과 투자자 모두 가장 눈에 띄는 정체 부문인 반면에 가장 탄력적인 기초 소재와 이를 이은 산업주가 회복을 주도했습니다.

미국 증시는 검토 기간인 6개월 동안 반등했지만 10월에 다시 하락했습니다. COVID-19 감염의 2차 대유행, 시민들의 불안, 경기 부양책 중단 및 대선을 둘러싼 불확실성 증가에도 불구하고 시장은 강력하게 상승했습니다. 감염이 지속적으로 증가하면 경제의 추가 개방이 지연되어 회복 속도가 둔화될 수 있습니다. 경제 일선에서 미국 GDP는 4-6월 사이에 32.9% 줄었지만 7-9월 사이에는 연간 33.1%로 성장했습니다. 실업수당 청구는 고임금 근로자의 경우에 고용률이 거의 위기 이전 수준으로 반등했음에도 계속 높은 수준을 유지하고 있는 반면에 저임금 근로자는 침체 수준입니다. 이런 상황에서 유틸리티, 에너지, 통신 서비스 및 IT 등의 업종은 동 기간 동안 실적이 양호했습니다. 그러나 여행 관련 업종은 증가하는 COVID-19 감염률로 인해 큰 타격을 입었습니다.

일본 증시는 소형주 및 성장주의 강력한 회복세 덕분에 상승했습니다. COVID-19 환자의 증가가 통제되고 글로벌 경제가 재개되기 시작하면서 중앙 은행 조치로 변동성을 완화하고 리스크 심리가 개선되었습니다. 일본 경제는 경제 활동이 점차 정상 수준으로 회복될 것으로 전망하면서도 2020년 첫 3개월 동안 기술 분야 침체 국면을 맞이했고 2분기에도 여전히 이로 인한 상당한 압박을 받았습니다. 대유행의 경제적, 사회적 영향을 완화하기 위해 정부와 일본 은행은 상당한 정책 및 금전적 지원을 확대했습니다. 한편 8월 말에 일본 최장수 아베 신조 총리는 건강 악화를 언급하면서 사임을 발표했습니다. 업종별로는 통신 서비스, IT 및 임의 소비재가 가장 큰 상승세였고 에너지, 유틸리티 및 부동산 증시가 하락세를 주도했습니다.

일본을 제외한 태평양 증시는 동 기간 동안 중국이 주도한 경기 회복의 조짐에 따라 상승했습니다. 그러나 비등하는 미중 간의 갈등이 투자 심리를 압박했습니다. 이런 상황에서 이 지역 대부분의 국가 및 업종이 동 기간을 상승세로 마감했습니다. 중국은 동 기간 동안 실적이 가장 우수한 지역이었습니다. COVID-19 발생으로 인해 처음으로 심각한 경제 혼란을 겪은 국가였지만 GDP 성장률이 2분기와 3분기에 각각 3.2%와 4.9%를 기록하면서 경제 회복을 재개한 최초의 국가이기도 했습니다. 중국은 공장의 활동 재개와 수출 증가, 대도시의 부동산 판매가 다시 코로나 19 이전 수준을 유지하면서 V자 형태의 회복세를 보였습니다. 호주 증시도 경제가 동 기간 동안 가장 큰 위축 현상을 겪었지만 정책 부양책에 대한 기대에 힘입어 상승했습니다.

신흥 시장은 검토 기간 동안 강력한 절대 수익률을 달성했습니다. COVID-19 관련 봉쇄, 지속적인 통화 및 재정 지원, 명백한 미중 간의 긴장 완화에 따른 글로벌 경제의 점진적인 재개에 대한 낙관론에 따라 리스크온 심리가 증가했습니다. 그러나 유럽 일부와 영국에서 새로운 봉쇄

조치가 부과될 것이라는 보고가 등장하면서 동 기간 말 무렵에 일부 상승세가 상쇄되었습니다. 다가오는 미국 대선 결과에 대한 불확실성이 상승하면서 리스크 오프 심리가 커졌습니다. 신흥 아시아 시장에서 중국은 예상을 상회하는 기업 수익과 경제 데이터에 반영된 경제 회복의 지속적인 강세 덕분에 최고의 실적을 거둔 국가 중 하나였습니다.

Cyclicals outperformed defensives as manufacturing data rebounds

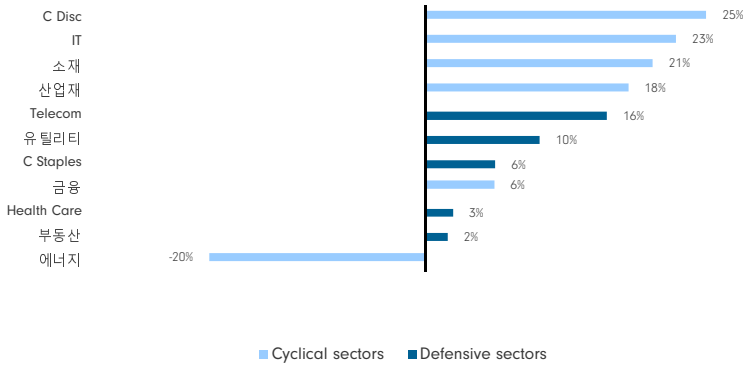

Source: Refinitiv DataStream, 31.10.2020. Sectors based on MSCI World. Total returns (6 months to October 2020)

COVID-19가 발생하기 시작되면서 글로벌 제조 활동이 급격히 침체되었지만 그 후에 빠르게 반등하면서 특히 경기 순환주가 급격한 시장 회복을 달성했습니다. 에너지를 제외한 모든 업종이 플러스 수익률을 달성했으며, 임의 소비재, IT 및 소재가 주요 상승주에 속했습니다. 이러한 경기 순환주 중 일부의 밸류에이션이 현재 확장된 것으로 판단되며, 새로운 제조 주문의 성장 완화되면 경기 순환주가 디레이팅에 취약해질 수 있습니다. 경기 순환주의 회사들은 밸류에이션을 지지하려면 예상 수익을 달성해야 합니다.

채권 시장

글로벌 채권 시장은 동 기간 동안 회사채가 국채를 능가하면서 일정치 않은 수익률을 기록했습니다. 3월에 위험 자산에서 매우 공격적인 투매 현상을 목격한 이후에 리스크 심리가 개선되고 신용 스프레드가 축소되기 시작했습니다. COVID-19로 인해 악화되는 경제적 침체를 상쇄하기 위한 상당한 통화 및 재정 정책 덕분에 위험 자산의 강력한 반등이 계속되었습니다. 그러나 확산되는 글로벌 COVID-19 감염의 경제적 영향에 대한 지속적인 우려, 미국 대선의 불확실성, 미중 간의 갈등 고조, 브렉시트 협상의 진도 부진 등에 따라 상승세가 억제되었습니다. 미국 국채 수익률 곡선은 미국 연방준비은행(Fed)이 단기 국채 수익률을 지속적으로 낮게 유지할 것이라는 기대감이 작용하여 급격하게 상승했습니다. 한편 연준은 인플레이션이 목표 2% 이상으로 상승하도록 허용할 것이며 매우 낮은 실업률의 인플레이션 영향을 덜 걱정한다고 밝혔는데, 시장이 연준의 이와 같은 정책 변화에 대응하면서 장기 미국 국채 수익률은 상승했습니다. 10년 미국 국채 수익률은 경제 성장이 모멘텀을 획득한 것으로 판단되고 추가 재정 부양책, 추가 국채 발행 및 미국 대선에서 민주당이 거둘 설득력 있는 승리의 기대감 덕분에 10월에 8개월 최고치를 기록했습니다. 반대로 독일 국채 수익률은 동 기간 동안 독일의 COVID-19 환자가 증가하여 소비자 신뢰와 투자자 심리가 약화되면서 하락했습니다.

10 year real yields in negative territory

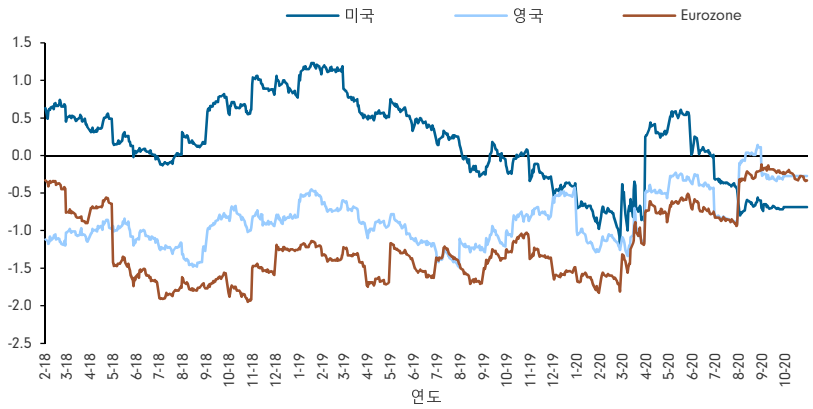

Source: Bloomberg, 31.10.2020.*Real 10 Year Yield Based on Headline Consumer Price Index

채권의 명목 수익률과 인플레이션 간의 차이인 실질 수익률은 대부분의 국채에서 하락세입니다. 10년 훨씬 넘게 주요 중앙 은행은 장기 차입 비용을 낮게 유지하고 신용 흐름을 증가시킴으로써 성장과 인플레이션을 부양시키기 위해 전례 없는 통화 정책 지원을 실시했습니다. 그러나 중앙 은행들이 인플레이션에 주목하고 있음에도 불구하고 급격한 인플레이션을 겪은 선진국은 없습니다. 실제로 미국과 유럽에서 2% 수준을 지속적으로 초과하는 근원 인플레이션은 통상적인 발생률보다 드물게 발생했습니다. 동시에 주요 중앙 은행이 취하고 있는 극단적인 완화적 통화 정책의 입장은 중앙 은행이 수익률 상승을 막기 위해 정부의 과다한 물량 공급을 계속 흡수하면서 올해를 넘어 훨씬 이후까지 계속 유지될 것으로 예상됩니다. 따라서 실질 수익률은 내년에도 하락세가 유지될 것으로 예상됩니다.

각주

1. 이 자펀드들은 스위스 금융시장감독위원회(FINMA)의 허가를 받지 않았으며 따라서 스위스에서 판매하도록 승인되지 않았습니다.

2. EURO STOXX 50 은 STOXX Limited의 등록 상표이며, Fidelity Funds에게 일정한 용도로 사용이 허가되었습니다.

3. 이 자펀드들은 독일에서 판매할 수 있도록 통지되지 않았으며, 이 자펀드들의 주식을 독일 내 투자자들에게 판매할 수 없습니다.

4. 이 자펀드들은 홍콩 증권선물위원회(Securities & Futures Commission)의 승인을 받지 않았으므로 홍콩에서 판매 또는 제공되지 않습니다.

5. 이 자펀드들은 오스트리아 금융시장감독위원회("Finanzmarktaufsicht")에 의해 허가되지 않았으며, 따라서 오스트리아에서의 판매가 승인되지 않았습니다.

6. 이 자펀드들은 홍콩의 증권선물위원회(Securities and Futures Commission)로부터 부동산 투자 신탁에 대한 증권선물위원회 규정(Securities and Futures Commission Code on Real Estate Investment Trusts)이 아니라 단위 신탁 및 뮤추얼 펀드에 대한 증권선물위원회 규정(Securities and Futures Commission Code on Unit Trusts and Mutual Funds)에 따라 승인을 받았습니다. 이 승인은 공식적 추천을 의미하지 않습니다.

7. 이 자펀드는 모리셔스에 소재하고 있는 회사의 전액출자 자회사인 FIL Investments (Mauritius) Limited를 통해 인도 주식에 투자하고 있습니다.

8. 상당한 일본 노출이 있는 이 자펀드는 일본 공휴일(골든 위크)로 인해 2019년 4월 26일부터 5월 6일까지 폐쇄되었습니다. 이 기간 동안, 이 자펀드는 거래가 폐쇄되었고 발간되는 비공식 순자산가치는 폐쇄 전 최종 발행된 순자산가치를 기준으로 했습니다. 재무제표에 공개된 2019년 4월 30일 현재의 순자산가치는 공정 가치로 평가되었습니다.

위 주석에 모든 판매 국가가 포함되지 않았음을 양지하시기 바랍니다. 전체 목록은 투자 설명서를 참고하십시오.

현재 투자종목 명세서서 2020년 10월 31일

공인된 주식 또는 공식 증권거래소에서 거래됨

	국가 코드	CCY	주식 또는 명목	시가(USD)	% 순자산
에너지					
SBM Offshore	NL	EUR	2,859,566	46,108,477	2.38
Marathon Petroleum	US	USD	1,413,719	40,389,952	2.09
				86,498,429	4.47
유틸리티					
Exelon	US	USD	1,151,877	45,867,742	2.37
				45,867,742	2.37
소재					
Endeavour Mining	MC	CAD	888,604	21,427,662	1.11
				21,427,662	1.11
산업재					
L3Harris Technologies	US	USD	280,909	44,616,776	2.31
Air Lease	US	USD	1,108,113	30,207,160	1.56
				74,823,936	3.87
정보 기술					
Oracle	US	USD	1,697,069	94,967,981	4.91
Dell Technologies	US	USD	771,056	46,093,728	2.38
Check Point Software Technologies (H)	IL	USD	375,108	42,826,080	2.21
Western Digital	US	USD	1,087,607	40,295,839	2.08
Telefonaktiebolaget LM Ericsson	SE	SEK	3,387,674	37,836,032	1.96
Cisco Systems	US	USD	954,414	34,005,771	1.76
Xilinx	US	USD	184,890	21,765,251	1.12
Amdocs	US	USD	378,480	21,274,361	1.10
DXC Technology	US	USD	1,004,650	18,143,979	0.94
Sabre	US	USD	1,612,805	10,289,696	0.53
				367,498,718	18.99
소비재					
Dollar Tree	US	USD	618,779	55,801,490	2.88
Pearson	GB	GBP	6,073,103	40,123,747	2.07
Tapestry	US	USD	1,738,913	39,055,986	2.02
Advance Auto Parts	US	USD	238,621	34,869,687	1.80
eBay	US	USD	288,078	13,673,622	0.71
				183,524,532	9.49
소비재					
Archer-Daniels-Midland	US	USD	998,821	46,535,070	2.41
Kroger	US	USD	1,155,012	37,191,386	1.92
Bunge	US	USD	601,595	33,917,926	1.75
				117,644,382	6.08
건강					
McKesson	US	USD	463,878	67,874,629	3.51
AmerisourceBergen	US	USD	696,488	66,716,586	3.45
Pfizer	US	USD	1,531,003	53,707,585	2.78
Mylan	US	USD	3,144,839	45,694,511	2.36
Anthem	US	USD	152,878	41,920,676	2.17
CVS Health	US	USD	710,385	39,802,872	2.06
Centene	US	USD	470,104	27,724,383	1.43
Alexion Pharmaceuticals	US	USD	151,326	17,402,490	0.90
				360,843,732	18.65
금융					
Berkshire Hathaway	US	USD	518,325	104,105,576	5.38
Willis Towers Watson	GB	USD	438,098	78,901,450	4.08
Morgan Stanley	US	USD	1,217,302	58,016,613	3.00
Wells Fargo	US	USD	2,389,239	50,197,911	2.59
Fairfax Financial Holdings	CA	CAD	155,748	41,306,671	2.13
Travelers	US	USD	341,171	41,145,223	2.13
Northern Trust	US	USD	405,483	31,222,191	1.61
Aflac	US	USD	698,839	23,508,944	1.22
Arch Capital Group	BM	USD	670,012	20,368,365	1.05
				448,772,944	23.19
개방형 펀드					
Fidelity ILF - The US Dollar Fund - A-ACC-USD	IE	USD	167	3,025,299	0.16
				3,025,299	0.16
커뮤니케이션 서비스					
T-Mobile US	US	USD	638,846	69,397,841	3.59
Liberty Global	GB	USD	3,033,958	55,961,355	2.89
Verizon Communications	US	USD	933,387	53,119,054	2.75
				178,478,250	9.22

증권 자격 취득 또는 기타 통제 된 시장 에서 죽음을 맞게

	국가 코드	CCY	주식 또는 명목	시가(USD)	% 순자산
에너지					
Cheniere Energy	US	USD	655,199	31,069,537	1.61
				31,069,537	1.61
단주				2	0.00
총 투자 (비용 USD 2,006,028,452)				1,919,475,165	99.21

선물환 계약

	기본 노출 USD	미실현 이익 / (손실) USD	% 순자산
A 주식 (SGD) (헤지)			
구입 USD 판매 CAD 에 0.75977 18/11/2020	392,254	4,573	0.00
구입 USD 판매 EUR 에 1.18088 18/11/2020	270,731	3,587	0.00
구입 USD 판매 SGD 에 0.73741 18/11/2020	157,441	1,103	0.00
구입 USD 판매 SEK 에 0.11298 18/11/2020	187,878	772	0.00
구입 USD 판매 SEK 에 0.11425 18/11/2020	28,658	443	0.00
구입 USD 판매 CAD 에 0.76288 18/11/2020	12,317	195	0.00
구입 USD 판매 SGD 에 0.73254 18/11/2020	542,914	193	0.00
구입 USD 판매 EUR 에 1.18011 18/11/2020	6,876	87	0.00
구입 USD 판매 GBP 에 1.30385 18/11/2020	8,292	53	0.00
구입 CAD 판매 USD 에 1.33241 18/11/2020	31,672	21	0.00
구입 GBP 판매 USD 에 0.77000 18/11/2020	7,143	(17)	(0.00)
구입 SEK 판매 USD 에 8.87194 18/11/2020	15,160	(27)	(0.00)
구입 EUR 판매 USD 에 0.85274 18/11/2020	11,258	(70)	(0.00)
구입 USD 판매 GBP 에 1.29463 18/11/2020	224,134	(163)	(0.00)
구입 GBP 판매 USD 에 0.76283 18/11/2020	17,304	(202)	(0.00)
구입 EUR 판매 USD 에 0.84381 18/11/2020	14,577	(242)	(0.00)
구입 CAD 판매 USD 에 1.31973 18/11/2020	35,841	(318)	(0.00)
구입 SGD 판매 USD 에 1.35819 18/11/2020	375,279	(2,035)	(0.00)
구입 SGD 판매 USD 에 1.35557 18/11/2020	10,723,976	(78,726)	(0.00)
		(70,773)	(0.00)
A-ACC 주식 (AUD) (헤지)			
구입 USD 판매 CAD 에 0.75977 18/11/2020	165,749	1,932	0.00
구입 USD 판매 EUR 에 1.18088 18/11/2020	114,329	1,515	0.00
구입 USD 판매 SEK 에 0.11298 18/11/2020	79,368	326	0.00
구입 USD 판매 AUD 에 0.70447 18/11/2020	103,349	207	0.00
구입 USD 판매 SEK 에 0.11425 18/11/2020	12,017	186	0.00
구입 CAD 판매 USD 에 1.33241 18/11/2020	11,858	8	0.00
구입 GBP 판매 USD 에 0.77000 18/11/2020	3,377	(8)	(0.00)
구입 SEK 판매 USD 에 8.87194 18/11/2020	6,289	(11)	(0.00)
구입 GBP 판매 USD 에 0.76629 18/11/2020	3,393	(25)	(0.00)
구입 EUR 판매 USD 에 0.85274 18/11/2020	4,339	(27)	(0.00)
구입 EUR 판매 USD 에 0.84296 18/11/2020	3,559	(63)	(0.00)
구입 USD 판매 GBP 에 1.29463 18/11/2020	94,706	(69)	(0.00)
구입 CAD 판매 USD 에 1.31973 18/11/2020	11,442	(101)	(0.00)
구입 AUD 판매 USD 에 1.39027 18/11/2020	4,552,198	(102,704)	(0.01)
		(98,834)	(0.01)
A-ACC 주식 (CZK) (헤지)			
구입 USD 판매 CAD 에 0.75977 18/11/2020	960,771	11,201	0.00
구입 USD 판매 EUR 에 1.18088 18/11/2020	663,133	8,786	0.00
구입 USD 판매 SEK 에 0.11298 18/11/2020	460,142	1,890	0.00
구입 USD 판매 SEK 에 0.11425 18/11/2020	69,422	1,073	0.00
구입 USD 판매 CZK 에 0.04278 18/11/2020	862,273	724	0.00
구입 GBP 판매 USD 에 0.77427 18/11/2020	16,661	52	0.00
구입 CAD 판매 USD 에 1.33241 18/11/2020	69,873	46	0.00
구입 GBP 판매 USD 에 0.77000 18/11/2020	28,701	(69)	(0.00)
구입 SEK 판매 USD 에 8.87194 18/11/2020	42,618	(76)	(0.00)
구입 EUR 판매 USD 에 0.85274 18/11/2020	36,236	(224)	(0.00)
구입 EUR 판매 USD 에 0.84297 18/11/2020	17,913	(315)	(0.00)
구입 USD 판매 GBP 에 1.29437 18/11/2020	548,803	(508)	(0.00)
구입 CAD 판매 USD 에 1.31973 18/11/2020	75,697	(671)	(0.00)
구입 CZK 판매 USD 에 23.02935 18/11/2020	26,182,120	(408,864)	(0.02)
		(386,955)	(0.02)
A-ACC 주식 (EUR) (헤지)			
구입 USD 판매 CAD 에 0.75977 18/11/2020	1,675,285	19,530	0.00
구입 USD 판매 EUR 에 1.17269 18/11/2020	2,372,126	14,777	0.00
구입 USD 판매 SEK 에 0.11298 18/11/2020	802,357	3,296	0.00
구입 USD 판매 SEK 에 0.11425 18/11/2020	112,886	1,744	0.00
구입 CAD 판매 USD 에 1.33241 18/11/2020	145,601	96	0.00
구입 GBP 판매 USD 에 0.77427 18/11/2020	23,119	72	0.00
구입 GBP 판매 USD 에 0.76629 18/11/2020	12,919	(93)	(0.00)
구입 GBP 판매 USD 에 0.77000 18/11/2020	51,818	(125)	(0.00)

별첨 재무제표에 대한 주석은 본 재무제표의 중요한 일부입니다. 투자종목 명세서 및 지역별 배분의 순자산 비율은 반올림되었습니다.

현재 투자종목 명세서서 2020년 10월 31일

	기본 노출 USD	미실현 이익 / (손실) USD	% 순자산
구입 SEK 판매 USD 에 8.87194 18/11/2020	74,493	(132)	(0.00)
구입 USD 판매 GBP 에 1.29437 18/11/2020	956,908	(886)	(0.00)
구입 CAD 판매 USD 에 1.31973 18/11/2020	122,070	(1,082)	(0.00)
구입 EUR 판매 USD 에 0.84671 18/11/2020	44,680,559	(590,637)	(0.03)
		(553,440)	(0.03)

A-ACC 주식 (HUF) (헤지)

구입 USD 판매 CAD 에 0.75977 18/11/2020	267,060	3,113	0.00
구입 USD 판매 EUR 에 1.18088 18/11/2020	184,372	2,443	0.00
구입 USD 판매 SEK 에 0.11298 18/11/2020	127,907	525	0.00
구입 USD 판매 SEK 에 0.11425 18/11/2020	17,282	267	0.00
구입 USD 판매 HUF 에 0.00318 18/11/2020	301,554	116	0.00
구입 CAD 판매 USD 에 1.33241 18/11/2020	24,542	16	0.00
구입 GBP 판매 USD 에 0.77427 18/11/2020	4,908	15	0.00
구입 SEK 판매 USD 에 8.87194 18/11/2020	13,143	(23)	(0.00)
구입 GBP 판매 USD 에 0.77000 18/11/2020	11,169	(27)	(0.00)
구입 EUR 판매 USD 에 0.85274 18/11/2020	11,844	(73)	(0.00)
구입 USD 판매 GBP 에 1.29463 18/11/2020	152,618	(111)	(0.00)
구입 EUR 판매 USD 에 0.84296 18/11/2020	7,474	(131)	(0.00)
구입 CAD 판매 USD 에 1.31973 18/11/2020	21,444	(190)	(0.00)
구입 HUF 판매 USD 에 302.76450 18/11/2020	7,333,733	(281,924)	(0.01)
		(275,984)	(0.01)

A-ACC 주식 (PLN) (헤지)

구입 USD 판매 PLN 에 0.26182 18/11/2020	146,756	5,360	0.00
구입 USD 판매 PLN 에 0.25794 18/11/2020	109,170	2,312	0.00
구입 USD 판매 CAD 에 0.75977 18/11/2020	95,679	1,115	0.00
구입 USD 판매 EUR 에 1.18088 18/11/2020	65,964	874	0.00
구입 USD 판매 SEK 에 0.11298 18/11/2020	45,816	188	0.00
구입 USD 판매 CAD 에 0.76220 18/11/2020	6,083	91	0.00
구입 USD 판매 PLN 에 0.25288 18/11/2020	75,500	85	0.00
구입 USD 판매 SEK 에 0.11425 18/11/2020	5,356	83	0.00
구입 USD 판매 SEK 에 0.11432 18/11/2020	3,105	50	0.00
구입 CAD 판매 USD 에 1.33241 18/11/2020	4,953	3	0.00
구입 GBP 판매 USD 에 0.77238 18/11/2020	3,237	2	0.00
구입 CAD 판매 USD 에 1.33168 18/11/2020	4,581	1	0.00
구입 SEK 판매 USD 에 8.87193 18/11/2020	2,773	(5)	(0.00)
구입 SEK 판매 USD 에 8.87037 18/11/2020	2,683	(5)	(0.00)
구입 EUR 판매 USD 에 0.85638 18/11/2020	3,386	(7)	(0.00)
구입 GBP 판매 USD 에 0.77000 18/11/2020	3,377	(8)	(0.00)
구입 EUR 판매 USD 에 0.85274 18/11/2020	3,870	(24)	(0.00)
구입 USD 판매 PLN 에 0.25250 18/11/2020	76,157	(27)	(0.00)
구입 EUR 판매 USD 에 0.85017 18/11/2020	3,882	(36)	(0.00)
구입 USD 판매 GBP 에 1.29463 18/11/2020	54,673	(40)	(0.00)
구입 CAD 판매 USD 에 1.32137 18/11/2020	5,676	(43)	(0.00)
구입 SEK 판매 USD 에 8.71152 18/11/2020	2,319	(46)	(0.00)
구입 CAD 판매 USD 에 1.31797 18/11/2020	4,704	(48)	(0.00)
구입 CAD 판매 USD 에 1.31973 18/11/2020	8,562	(76)	(0.00)
구입 PLN 판매 USD 에 3.86141 18/11/2020	201,662	(4,968)	(0.00)
구입 PLN 판매 USD 에 3.79216 18/11/2020	2,619,380	(110,356)	(0.01)
		(105,525)	(0.01)

I-ACC 주식 (EUR) (헤지)

구입 USD 판매 CAD 에 0.75977 18/11/2020	25,159	293	0.00
구입 USD 판매 EUR 에 1.17269 18/11/2020	19,929	124	0.00
구입 CAD 판매 USD 에 1.33241 18/11/2020	1,876	1	0.00
구입 CAD 판매 USD 에 1.31973 18/11/2020	1,591	(14)	(0.00)
구입 EUR 판매 USD 에 0.84683 18/11/2020	644,877	(8,433)	(0.00)
		(8,029)	(0.00)

SR-ACC 주식 (SGD) (헤지)

구입 USD 판매 CAD 에 0.75977 18/11/2020	237,395	2,768	0.00
구입 USD 판매 EUR 에 1.18088 18/11/2020	163,860	2,171	0.00
구입 USD 판매 SGD 에 0.73576 18/11/2020	145,504	690	0.00
구입 USD 판매 SEK 에 0.11298 18/11/2020	113,708	467	0.00
구입 USD 판매 SEK 에 0.11425 18/11/2020	14,942	231	0.00
구입 USD 판매 SGD 에 0.73254 18/11/2020	203,355	72	0.00
구입 GBP 판매 USD 에 0.77427 18/11/2020	3,100	10	0.00
구입 CAD 판매 USD 에 1.33241 18/11/2020	10,057	7	0.00
구입 SEK 판매 USD 에 8.87194 18/11/2020	5,523	(10)	(0.00)
구입 GBP 판매 USD 에 0.77000 18/11/2020	6,494	(16)	(0.00)
구입 GBP 판매 USD 에 0.76629 18/11/2020	3,132	(23)	(0.00)
구입 EUR 판매 USD 에 0.85274 18/11/2020	8,326	(52)	(0.00)
구입 SEK 판매 USD 에 8.71152 18/11/2020	4,270	(85)	(0.00)
구입 USD 판매 GBP 에 1.29463 18/11/2020	135,646	(99)	(0.00)
구입 CAD 판매 USD 에 1.31797 18/11/2020	11,381	(116)	(0.00)
구입 EUR 판매 USD 에 0.84296 18/11/2020	6,762	(119)	(0.00)
구입 CAD 판매 USD 에 1.31973 18/11/2020	16,973	(150)	(0.00)
구입 SGD 판매 USD 에 1.35557 18/11/2020	6,490,701	(47,649)	(0.00)
		(41,903)	(0.00)

W-ACC 주식 (GBP) (헤지)

구입 GBP 판매 USD 에 0.77242 18/11/2020	262,809	192	0.00
구입 USD 판매 CAD 에 0.75977 18/11/2020	9,988	116	0.00
구입 USD 판매 EUR 에 1.18088 18/11/2020	6,876	91	0.00
구입 USD 판매 GBP 에 1.29870 18/11/2020	9,846	24	0.00
구입 CAD 판매 USD 에 1.33491 18/11/2020	2,247	6	0.00
구입 CAD 판매 USD 에 1.33241 18/11/2020	751	0	0.00
구입 EUR 판매 USD 에 0.85730 18/11/2020	1,633	(1)	(0.00)
구입 EUR 판매 USD 에 0.85273 18/11/2020	352	(2)	(0.00)
구입 EUR 판매 USD 에 0.84296 18/11/2020	119	(2)	(0.00)
구입 CAD 판매 USD 에 1.31974 18/11/2020	606	(5)	(0.00)
구입 USD 판매 GBP 에 1.29172 18/11/2020	64,908	(193)	(0.00)
		226	0.00

Y 주식 (EUR) (헤지)

구입 USD 판매 CAD 에 0.75977 18/11/2020	18,550	216	0.00
구입 USD 판매 EUR 에 1.17269 18/11/2020	15,384	96	0.00
구입 GBP 판매 USD 에 0.77426 18/11/2020	258	1	0.00
구입 CAD 판매 USD 에 1.33241 18/11/2020	1,351	1	0.00
구입 GBP 판매 USD 에 0.77000 18/11/2020	519	(1)	(0.00)
구입 USD 판매 GBP 에 1.29463 18/11/2020	10,624	(8)	(0.00)
구입 CAD 판매 USD 에 1.31973 18/11/2020	1,212	(11)	(0.00)
구입 EUR 판매 USD 에 0.84683 18/11/2020	484,868	(6,340)	(0.00)
		(6,046)	(0.00)

Y-ACC 주식 (EUR) (헤지)

구입 USD 판매 CAD 에 0.75977 18/11/2020	593,751	6,922	0.00
구입 USD 판매 EUR 에 1.17269 18/11/2020	535,284	3,335	0.00
구입 USD 판매 SEK 에 0.11298 18/11/2020	284,382	1,168	0.00
구입 USD 판매 SEK 에 0.11425 18/11/2020	43,318	669	0.00
구입 CAD 판매 USD 에 1.33241 18/11/2020	44,206	29	0.00
구입 GBP 판매 USD 에 0.77000 18/11/2020	14,935	(36)	(0.00)
구입 SEK 판매 USD 에 8.87194 18/11/2020	23,546	(42)	(0.00)
구입 GBP 판매 USD 에 0.76629 18/11/2020	9,918	(72)	(0.00)
구입 USD 판매 GBP 에 1.29437 18/11/2020	339,180	(314)	(0.00)
구입 CAD 판매 USD 에 1.31973 18/11/2020	40,311	(357)	(0.00)
구입 EUR 판매 USD 에 0.84683 18/11/2020	15,834,144	(207,059)	(0.01)
		(195,757)	(0.01)

기타 자산 및 부채	17,100,119	0.88
순자산	1,934,832,264	100.00

지역별 배분

국가	국가 코드	% 순자산
미국	US	79.16
영국	GB	9.04
네덜란드	NL	2.38
이스라엘	IL	2.21
캐나다	CA	2.13
스웨덴	SE	1.96
모나코	MC	1.11
버뮤다	BM	1.05
아일랜드	IE	0.16
현금 및 기타 순자산		0.79

Fidelity Funds

American Diversified Fund

현재 투자종목 명세서서 2020년 10월 31일

	국가 코드	CCY	주식 또는 명목	시가(USD)	% 순자산
공인된 주식 또는 공식 증권거래소에서 거래됨					
에너지					
Marathon Petroleum	US	USD	35,267	1,007,569	0.49
Chevron	US	USD	12,900	883,365	0.43
				1,890,934	0.92
유틸리티					
NextEra Energy	US	USD	75,539	5,574,023	2.72
American Water Works	US	USD	8,252	1,249,174	0.61
CMS Energy	US	USD	17,558	1,118,123	0.55
				7,941,320	3.88
소재					
Air Products and Chemicals	US	USD	18,745	5,162,772	2.52
DuPont de Nemours	US	USD	25,216	1,428,494	0.70
				6,591,266	3.22
산업재					
Norfolk Southern	US	USD	22,047	4,554,550	2.22
Allison Transmission Holdings	US	USD	111,608	3,960,981	1.93
Johnson Controls International	US	USD	70,601	2,952,526	1.44
TransUnion	US	USD	35,378	2,799,852	1.37
JB Hunt Transport Services	US	USD	11,290	1,366,317	0.67
WW Grainger	US	USD	3,639	1,270,168	0.62
				16,904,394	8.25
정보 기술					
Microsoft	US	USD	71,942	14,495,535	7.08
Alphabet (A)	US	USD	5,726	9,290,737	4.54
Apple	US	USD	80,272	8,739,236	4.27
Visa	US	USD	34,832	6,280,912	3.07
Facebook	US	USD	22,394	5,945,874	2.90
NXP Semiconductors	NL	USD	36,345	4,873,498	2.38
Intel	US	USD	92,026	4,044,535	1.97
Salesforce.com	US	USD	13,486	3,121,100	1.52
Qualcomm	US	USD	23,019	2,835,275	1.38
VMware	US	USD	16,202	2,075,013	1.01
Lam Research	US	USD	5,925	2,047,521	1.00
Fidelity National Information Services	US	USD	12,593	1,565,931	0.76
RingCentral	US	USD	3,612	918,208	0.45
				66,233,375	32.33
소비재					
Amazon.com	US	USD	3,274	9,970,745	4.87
Charter Communications	US	USD	9,165	5,526,564	2.70
McDonald's	US	USD	19,804	4,197,456	2.05
Booking Holdings	US	USD	2,533	4,094,201	2.00
Nike	US	USD	29,086	3,496,120	1.71
Lowe's Cos	US	USD	17,022	2,679,197	1.31
NVR	US	USD	507	2,045,337	1.00
Liberty Media Group	US	USD	48,697	1,740,902	0.85
AutoZone	US	USD	1,155	1,304,494	0.64
Papa John's International	US	USD	15,452	1,174,358	0.57
Activision Blizzard	US	USD	13,771	1,034,049	0.50
				37,263,423	18.19
소비재					
Walmart	US	USD	34,838	4,827,832	2.36
Coca-Cola	US	USD	97,619	4,668,131	2.28
				9,495,963	4.64
건강					
Baxter International	US	USD	55,111	4,263,900	2.08
AbbVie	US	USD	49,317	4,154,986	2.03
UnitedHealth Group	US	USD	13,037	3,987,624	1.95
Thermo Fisher Scientific	US	USD	8,082	3,815,624	1.86
ICON	IE	USD	18,631	3,360,367	1.64
Zimmer Biomet Holdings	US	USD	25,295	3,336,663	1.63
HCA Healthcare	US	USD	24,172	2,987,463	1.46
Arena Pharmaceuticals	US	USD	6,630	568,707	0.28
Ascendis Pharma ADR	DK	USD	3,295	532,549	0.26
Krystal Biotech	US	USD	11,020	489,287	0.24
Apellis Pharmaceuticals	US	USD	15,042	481,807	0.24
Aprea Therapeutics	US	USD	20,713	455,695	0.22
Exelixis	US	USD	21,391	436,168	0.21
Sutro Biopharma	US	USD	23,515	298,052	0.15
				29,168,892	14.24
금융					
JPMorgan Chase	US	USD	60,658	5,874,683	2.87
Morgan Stanley	US	USD	82,244	3,919,761	1.91
Arthur J Gallagher	US	USD	30,952	3,192,694	1.56
Bank OZK	US	USD	102,580	2,485,515	1.21
Discover Financial Services	US	USD	32,410	2,053,186	1.00
Assurant	US	USD	12,648	1,573,398	0.77
				19,099,237	9.32
부동산					
Prologis REIT	US	USD	30,175	2,993,363	1.46
Invitation Homes REIT	US	USD	47,673	1,294,798	0.63
Healthcare Realty Trust REIT	US	USD	15,279	423,387	0.21
				4,711,548	2.30
개방형 펀드					
Fidelity ILF - The US Dollar Fund - A-ACC-USD	IE	USD	66	1,204,107	0.59
				1,204,107	0.59
커뮤니케이션 서비스					
T-Mobile US	US	USD	15,920	1,729,353	0.84
Netflix	US	USD	3,635	1,727,588	0.84
				3,456,941	1.69
단주				2	0.00
총 투자 (비용 USD 181,369,056)				203,961,402	99.56
기타 자산 및 부채				904,554	0.44
순자산				204,865,956	100.00

지역별 배분

국가	국가 코드	% 순자산
미국	US	94.69
네덜란드	NL	2.38
아일랜드	IE	2.23
덴마크	DK	0.26
현금 및 기타 순자산		0.44

별첨 재무제표에 대한 주석은 본 재무제표의 중요한 일부입니다. 투자종목 명세서 및 지역별 배분의 순자산 비율은 반올림되었습니다.

Fidelity Funds

American Growth Fund

현재 투자종목 명세서서 2020년 10월 31일

	국가 코드	CCY	주식 또는 명목	시가(USD)	% 순자산
공인된 주식 또는 공식 증권거래소에서 거래됨					
소재					
FMC	US	USD	152,771	15,665,166	2.15
Celanese	US	USD	82,071	9,231,360	1.27
				24,896,526	3.42
산업재					
XPO Logistics	US	USD	160,323	14,320,025	1.96
Kansas City Southern	US	USD	66,761	11,695,773	1.60
Oshkosh	US	USD	162,820	11,009,862	1.51
Harmonic Drive Systems	JP	JPY	148,584	9,844,394	1.35
United Rentals	US	USD	53,173	9,403,136	1.29
FANUC	JP	JPY	39,283	8,315,432	1.14
Casella Waste Systems	US	USD	150,263	8,291,516	1.14
FTI Consulting	US	USD	75,418	7,476,225	1.03
Fortive	US	USD	114,608	7,056,444	0.97
ManpowerGroup	US	USD	69,665	4,696,122	0.64
				92,108,929	12.64
정보 기술					
Alphabet (A)	US	USD	15,103	24,504,145	3.36
Alphabet	US	USD	14,384	23,419,446	3.21
Fiserv	US	USD	224,057	21,180,120	2.91
Fidelity National Information Services	US	USD	138,143	17,178,102	2.36
Facebook	US	USD	60,942	16,180,760	2.22
Microsoft	US	USD	71,210	14,348,014	1.97
SS&C Technologies Holdings	US	USD	231,544	13,744,469	1.89
IPG Photonics	US	USD	65,249	12,179,289	1.67
Workday	US	USD	57,482	12,128,762	1.66
SYNNEX	US	USD	91,299	11,991,234	1.64
CDW	US	USD	79,643	9,728,449	1.33
Cognex	US	USD	117,890	7,773,689	1.07
Salesforce.com	US	USD	31,881	7,378,216	1.01
Micron Technology	US	USD	148,153	7,366,150	1.01
Coherent	US	USD	55,425	6,926,444	0.95
Nutanix	US	USD	274,879	6,712,543	0.92
Littelfuse	US	USD	28,566	5,702,329	0.78
Applied Materials	US	USD	93,639	5,510,627	0.76
Entegris	US	USD	68,511	5,143,090	0.71
Ciena	US	USD	126,661	4,975,227	0.68
New Relic	US	USD	65,715	4,019,776	0.55
Advanced Energy Industries	US	USD	54,879	3,733,995	0.51
MKS Instruments	US	USD	33,225	3,645,094	0.50
Citrix Systems	US	USD	27,626	3,160,636	0.43
MasterCard	US	USD	10,014	2,842,095	0.39
Visa	US	USD	15,282	2,755,587	0.38
				254,228,288	34.87
소비재					
Charter Communications	US	USD	57,189	34,487,299	4.73
Altice USA	US	USD	496,461	13,399,484	1.84
Amazon.com	US	USD	3,682	11,215,966	1.54
Burlington Stores	US	USD	45,683	8,760,657	1.20
Service Corp International	US	USD	180,821	8,527,538	1.17
ServiceMaster Global Holdings	US	USD	164,861	7,796,300	1.07
				84,187,244	11.55
소비재					
Sprouts Farmers Market	US	USD	590,072	11,276,276	1.55
Monster Beverage	US	USD	146,535	11,218,749	1.54
Tyson Foods	US	USD	186,903	10,659,053	1.46
				33,154,078	4.55
건강					
Horizon Therapeutics	US	USD	509,228	38,090,264	5.23
Abbott Laboratories	US	USD	152,857	15,972,076	2.19
AmerisourceBergen	US	USD	154,158	14,766,813	2.03
Stryker	US	USD	64,624	12,945,468	1.78
Boston Scientific	US	USD	368,579	12,728,872	1.75
Genus	GB	GBP	171,078	9,090,954	1.25
PerkinElmer	US	USD	42,468	5,442,661	0.75
				109,037,108	14.96
금융					
Tradeweb Markets	US	USD	275,374	15,082,244	2.07
First Republic Bank	US	USD	93,580	11,758,311	1.61
Virtu Financial	US	USD	499,686	10,573,364	1.45
Texas Capital Bancshares	US	USD	214,590	9,465,577	1.30
SVB Financial Group	US	USD	29,862	8,512,677	1.17
Bank OZK	US	USD	338,115	8,192,515	1.12
Palomar Holdings	US	USD	41,098	3,660,575	0.50
Goosehead Insurance	US	USD	24,116	2,886,705	0.40
Hamilton Lane	US	USD	41,081	2,841,557	0.39
				72,973,525	10.01
개방형 펀드					
Fidelity ILF - The US Dollar Fund - A-ACC-USD	IE	USD	173	3,151,031	0.43
				3,151,031	0.43
커뮤니케이션 서비스					
T-Mobile US	US	USD	294,703	32,013,573	4.39
				32,013,573	4.39
목록에 없음					
소재					
Farmers Bus Perpetual (Pref'd)*	US	USD	139,329	4,605,734	0.63
FARMERS BU SR F 0% (Pref'd) (Perpetual)*	US	USD	94,040	3,108,637	0.43
				7,714,371	1.06
산업재					
Tradeshift Holdings*	US	USD	258,224	1,549,347	0.21
				1,549,347	0.21
정보 기술					
Innoviz Technology Service*	IL	USD	497,163	4,178,638	0.57
				4,178,638	0.57
금융					
Transferwise*	GB	USD	38,069	4,758,602	0.65
Transferwise (Pref'd)*	GB	USD	25,960	3,245,028	0.45
				8,003,630	1.10
단주				1	0.00
총 투자 (비용 USD 625,956,660)				727,196,289	99.76

	기본 노출 USD	미실현 이익 / (손실) USD	% 순자산
선물환 계약			
A-ACC 주식 (EUR) (헤지)			
구입 USD 판매 EUR 에 1.17269 18/11/2020	400,327	2,494	0.00
구입 EUR 판매 USD 에 0.84683 18/11/2020	7,704,868	(100,754)	(0.01)
		(98,260)	(0.01)
W-ACC 주식 (GBP) (헤지)			
구입 GBP 판매 USD 에 0.77242 18/11/2020	141,761	103	0.00
구입 USD 판매 GBP 에 1.29870 18/11/2020	5,571	13	0.00
구입 GBP 판매 USD 에 0.76356 18/11/2020	7,203	(77)	(0.00)
		39	0.00
기타 자산 및 부채		1,874,371	0.26
순자산		728,972,439	100.00

지역별 배분

국가	국가 코드	% 순자산
미국	US	93.91
일본	JP	2.49
영국	GB	2.35
이스라엘	IL	0.57
아일랜드	IE	0.43
현금 및 기타 순자산		0.25

* 이사회 결정으로 가격이 책정된 유가증권.

별첨 재무제표에 대한 주석은 본 재무제표의 중요한 일부입니다. 투자종목 명세서 및 지역별 배분의 순자산 비율은 반올림되었습니다.

Fidelity Funds

ASEAN Fund

현재 투자종목 명세서서 2020년 10월 31일

	국가 코드	CCY	주식 또는 명목	시가(USD)	% 순자산
공인된 주식 또는 공식 증권거래소에서 거래됨					
에너지					
PTT	TH	THB	15,549,049	15,431,078	2.63
Star Petroleum Refining	TH	THB	4,770,631	808,666	0.14
				16,239,744	**2.77**
유틸리티					
Tenaga Nasional	MY	MYR	3,189,924	7,321,730	1.25
Mega First	MY	MYR	3,723,257	6,235,626	1.06
First Gen	PH	PHP	10,166,967	5,986,747	1.02
Cikarang Listrindo	ID	IDR	73,222,750	2,987,647	0.51
				22,531,750	**3.84**
소재					
Siam Cement	TH	THB	1,066,191	11,532,206	1.97
ATA IMS	MY	MYR	10,344,017	5,199,972	0.89
Nickel Mines	AU	AUD	6,153,566	3,869,734	0.66
Scientex	MY	MYR	1,293,703	3,701,270	0.63
Merdeka Copper Gold	ID	IDR	23,996,370	2,992,808	0.51
Indocement Tunggal Prakarsa (A)	ID	IDR	3,588,403	2,961,268	0.50
TOA Paint Thailand	TH	THB	1,854,216	1,914,376	0.33
Lotte Chemical Titan Holding	MY	MYR	2,819,290	1,412,030	0.24
Sahamitr Pressure Container	TH	THB	3,798,049	1,373,409	0.23
Blackstone Minerals	AU	AUD	1,886,015	457,834	0.08
				35,414,907	**6.04**
산업재					
Airports of Thailand	TH	THB	4,993,296	8,260,378	1.41
Singapore Technologies Engineering	SG	SGD	2,899,309	7,412,531	1.26
International Container Terminal Services	PH	PHP	2,567,743	6,101,043	1.04
Kerry Logistics Network	HK	HKD	2,234,733	4,665,826	0.80
Arwana Citramulia	ID	IDR	131,975,947	4,472,580	0.76
SITC International Holdings	HK	HKD	2,870,038	4,431,992	0.76
LT Group	PH	PHP	10,230,070	2,439,153	0.42
Cebu Air	PH	PHP	2,993,450	2,399,708	0.41
SBS Transit	SG	SGD	832,026	1,737,529	0.30
Kung Long Batteries Industrial	TW	TWD	354,478	1,699,329	0.29
Dynasty Ceramic	TH	THB	21,226,023	1,566,128	0.27
Sino-Thai Engineering & Construction	TH	THB	4,728,530	1,527,816	0.26
Surya Pertiwi	ID	IDR	54,032,079	1,473,402	0.25
Muhibbah Engineering	MY	MYR	7,074,549	1,242,862	0.21
Hong Leong Industries	MY	MYR	465,763	836,191	0.14
Cardig Aero Services	ID	IDR	47,719,516	646,346	0.11
Business Online	TH	THB	820,052	154,985	0.03
				51,067,799	**8.71**
정보 기술					
FPT	VN	VND	1,446,972	3,214,452	0.55
Fabrinet	TH	USD	32,918	1,990,552	0.34
PT Metrodata Electronics	ID	IDR	13,377,609	1,462,640	0.25
Venture	SG	SGD	99,311	1,400,871	0.24
My EG Services	MY	MYR	3,598,001	1,189,357	0.20
Netbay (F)	TH	THB	1,097,837	876,575	0.15
				10,134,447	**1.73**
소비재					
Jollibee Foods	PH	PHP	1,540,764	5,411,774	0.92
Crystal International Group	HK	HKD	18,257,054	5,034,851	0.86
Selamat Sempurna	ID	IDR	37,060,080	3,512,014	0.60
Dream International	HK	HKD	10,115,459	3,483,264	0.59
MR DIY Group (M)	MY	MYR	7,925,582	3,325,424	0.57
Somboon Advance Technology	TH	THB	6,182,651	2,632,768	0.45
Wilcon Depot	PH	PHP	8,435,916	2,492,430	0.43
Map Aktif Adiperkasa	ID	IDR	14,916,120	2,091,497	0.36
Plan B Media	TH	THB	8,148,152	1,408,036	0.24
Sabina	TH	THB	1,784,746	1,188,168	0.20
Jaya Bersama Indo	ID	IDR	60,931,289	1,151,451	0.20
Astra Otoparts	ID	IDR	13,887,753	814,705	0.14
				32,546,382	**5.55**
소비재					
CP ALL	TH	THB	12,120,304	20,864,190	3.56
Gudang Garam	ID	IDR	2,287,477	6,372,142	1.09
Indofood Sukses Makmur	ID	IDR	13,233,822	6,265,650	1.07
Puregold Price Club	PH	PHP	6,995,613	5,962,170	1.02
Charoen Pokphand (Indonesia)	ID	IDR	10,304,007	4,059,524	0.69
Saigon Beer Alcohol Beverage	VN	VND	433,594	3,447,059	0.59
Vietnam Dairy Products	VN	VND	710,087	3,308,074	0.56
Osotspa	TH	THB	3,201,138	3,280,364	0.56
Thai Beverage	TH	SGD	7,687,616	3,268,180	0.56
First Resources	SG	SGD	3,655,402	3,243,970	0.55
Sheng Siong	SG	SGD	2,564,503	3,135,998	0.53
Asian Seafoods Coldstorage	TH	THB	6,890,372	2,913,562	0.50
RFM	PH	PHP	27,823,214	2,707,590	0.46
Japfa	SG	SGD	5,140,124	2,428,814	0.41
Heineken (Malaysia)	MY	MYR	556,521	2,410,735	0.41
Carlsberg Brewery (Malaysia)	MY	MYR	494,939	2,200,984	0.38
Industri Jamu Dan Farmasi Sido Muncul	ID	IDR	34,049,391	1,854,146	0.32
Century Pacific Food	PH	PHP	5,525,394	1,771,779	0.30
Siam Makro	TH	THB	1,369,921	1,745,954	0.30
Dairy Farm International Holdings	HK	USD	457,686	1,724,810	0.29
Ultrajaya Milk Industry & Trading	ID	IDR	14,737,456	1,660,768	0.28
Bumitama Agri	ID	SGD	4,146,255	1,320,222	0.23
Japfa Comfeed Indonesia	ID	IDR	16,929,424	1,219,641	0.21
				87,166,326	**14.86**
건강					
Top Glove	MY	MYR	5,766,021	11,891,010	2.03
Chularat Hospital	TH	THB	55,987,981	4,519,345	0.77
Rajthanee Hospital	TH	THB	4,676,261	3,221,970	0.55
Medikaloka Hermina	ID	IDR	14,553,184	3,120,144	0.53
Tempo Scan Pacific	ID	IDR	34,378,210	2,944,420	0.50
Mega Lifesciences	TH	THB	1,790,923	1,988,650	0.34
				27,685,539	**4.72**
금융					
DBS Group Holdings	SG	SGD	2,360,043	35,186,759	6.00
Bank Central Asia	ID	IDR	14,897,684	29,311,440	5.00
Oversea-Chinese Banking	SG	SGD	3,743,463	23,104,632	3.94
Bank Rakyat Indonesia Persero	ID	IDR	85,640,322	19,367,095	3.30
United Overseas Bank	SG	SGD	1,360,265	18,981,232	3.24
Public Bank	MY	MYR	4,010,073	14,552,892	2.48
Bank Mandiri Persero	ID	IDR	30,011,656	11,688,370	1.99
Bangkok Bank	TH	THB	1,937,466	5,995,112	1.02
Bank Tabungan Pensiunan Nasional Syariah	ID	IDR	18,671,594	4,663,470	0.80
Muangthai Capital	TH	THB	2,570,585	4,511,096	0.77
Kasikornbank (F)	TH	THB	1,466,666	3,573,127	0.61
Tisco Financial Group	TH	THB	1,254,359	2,837,877	0.48
LPI Capital	MY	MYR	901,116	2,770,265	0.47
BFI Finance Indonesia	ID	IDR	94,931,928	2,465,488	0.42
				179,008,855	**30.52**
부동산					
Ascendas Real Estate Investment Trust REIT	SG	SGD	4,738,794	10,003,358	1.71
Land & Houses	TH	THB	23,025,308	4,716,106	0.80
Pakuwon Jati	ID	IDR	159,512,062	4,457,286	0.76
Keppel Pacific Oak US REIT	SG	USD	6,174,193	4,327,998	0.74
Cromwell European REIT	SG	EUR	8,015,199	4,254,200	0.73
Robinsons Land	PH	PHP	13,588,015	4,211,162	0.72
Supalai	TH	THB	6,309,807	3,173,109	0.54
Ascendas India Trust	SG	SGD	3,112,756	2,966,406	0.51
AREIT REIT	PH	PHP	5,437,962	2,870,660	0.49
Central Pattana	TH	THB	1,438,060	1,768,868	0.30
Propnex	SG	SGD	2,780,231	1,282,799	0.22
				44,031,952	**7.51**
개방형 펀드					
Fidelity ILF - The US Dollar Fund - A-ACC-USD	IE	USD	274	4,974,151	0.85
				4,974,151	**0.85**
커뮤니케이션 서비스					
Telekomunikasi Indonesia Persero	ID	IDR	74,129,568	13,118,258	2.24
Sea ADR	SG	USD	67,412	10,650,372	1.82
Singapore Telecommunications	SG	SGD	6,811,304	10,131,409	1.73
Advanced Info Service	TH	THB	1,810,975	10,017,444	1.71
Sarana Menara Nusantara	ID	IDR	68,733,136	4,603,719	0.79
Globe Telecom	PH	PHP	81,421	3,414,959	0.58
TIME dotCom	MY	MYR	1,064,575	3,298,800	0.56
XL Axiata	ID	IDR	23,111,600	3,158,331	0.54
				58,393,292	**9.96**
증권 자격 취득 또는 기타 통제 된 시장 에서 죽음을 맞게					
산업재					
Vietnam Engine & Argicultural Machinery	VN	VND	1,860,203	3,386,199	0.58
Viettel Post Joint Stock	VN	VND	725,403	3,379,426	0.58
				6,765,625	**1.15**
소비재					
Quang Ngai Sugar	VN	VND	3,103,443	4,257,068	0.73
				4,257,068	**0.73**

별첨 재무제표에 대한 주석은 본 재무제표의 중요한 일부입니다. 투자종목 명세서 및 지역별 배의 순자산 비율은 반올림되었습니다.

현재 투자종목 명세서서 2020년 10월 31일

	국가 코드	CCY	주식 또는 명목	시가(USD)	% 순자산
주식 연계 채권					
HSBC (FPT (A)) ELN 23/11/2021	GB	USD	68,546	151,796	0.03
				151,796	0.03
단주				(2)	(0.00)
총 투자 (비용 USD 624,825,054)				580,369,631	98.96
기타 자산 및 부채				6,076,819	1.04
순자산				586,446,450	100.00

지역별 배분

국가	국가 코드	% 순자산
인도네시아	ID	24.93
싱가포르	SG	23.92
태국	TH	22.01
말레이시아	MY	11.53
필리핀	PH	7.80
베트남	VN	3.58
홍콩	HK	3.30
아일랜드	IE	0.85
호주	AU	0.74
대만	TW	0.29
영국	GB	0.03
현금 및 기타 순자산		1.04

Fidelity Funds

Asia Focus Fund

현재 투자종목 명세서서 2020년 10월 31일

	국가 코드	CCY	주식 또는 명목	시가(USD)	% 순자산
공인된 주식 또는 공식 증권거래소에서 거래됨					
에너지					
Reliance Industries	IN	INR	1,853,147	51,306,979	1.76
PTT	TH	THB	20,023,092	19,871,176	0.68
				71,178,155	2.44
소재					
Skshu Paint (A)	CN	CNY	638,939	14,154,320	0.48
Skshu Paint (A)	CN	CNY	67,498	1,495,265	0.05
				15,649,585	0.54
산업재					
Techtronic Industries	HK	HKD	2,570,861	34,577,413	1.18
Greentown Service Group	CN	HKD	16,647,329	18,270,552	0.63
Titan Wind Energy Suzhou	CN	CNY	2,730,816	2,927,737	0.10
Titan Wind Energy Suzhou	CN	CNY	1,750,767	1,877,016	0.06
				57,652,718	1.97
정보 기술					
Tencent Holdings	CN	HKD	2,952,910	225,158,886	7.71
Taiwan Semiconductor Manufacturing	TW	TWD	13,236,463	200,169,461	6.85
Samsung Electronics	KR	KRW	3,682,807	185,036,659	6.34
SK Hynix	KR	KRW	848,002	60,142,357	2.06
NAVER	KR	KRW	220,565	56,489,687	1.93
Infosys	IN	INR	3,230,881	46,159,105	1.58
MediaTek	TW	TWD	1,415,396	33,692,367	1.15
Samsung SDI	KR	KRW	73,670	29,011,808	0.99
Foxconn Industrial Internet (A)	CN	CNY	12,436,437	25,397,482	0.87
Infosys ADR	IN	USD	1,535,349	21,725,192	0.74
Cognizant Technology Solutions	US	USD	295,963	21,096,233	0.72
AAC Technologies Holdings	CN	HKD	1,654,728	8,698,968	0.30
Foxconn Industrial Internet	CN	CNY	3,199,599	6,534,166	0.22
				919,312,371	31.48
소비재					
Alibaba Group Holding	CN	HKD	6,776,012	257,459,519	8.82
Galaxy Entertainment Group	HK	HKD	7,660,596	50,609,344	1.73
Trip.com Group ADR	CN	USD	1,068,873	30,548,387	1.05
Gree Electric Appliances Inc of Zhuhai	CN	CNY	2,990,619	26,189,480	0.90
New Oriental Education & Technology Group ADR	CN	USD	158,694	25,494,192	0.87
Zhejiang Supor (A)	CN	CNY	2,362,126	24,934,151	0.85
ANTA Sports Products	CN	HKD	2,165,761	24,004,329	0.82
Hyundai Mobis	KR	KRW	118,645	23,758,866	0.81
DouYu International Holdings ADR	CN	USD	1,154,921	17,387,331	0.60
Eicher Motors	IN	INR	587,080	16,516,317	0.57
China International Travel Service (A)	CN	CNY	497,007	14,807,511	0.51
Guangzhou Automobile Group (H)	CN	HKD	13,390,840	13,765,693	0.47
Gree Electric Appliances of Zhuhai	CN	CNY	1,104,460	9,671,986	0.33
China International Travel Service	CN	CNY	19,850	591,395	0.02
				535,738,501	18.34
소비재					
China Mengniu Dairy	HK	HKD	10,292,271	48,485,761	1.66
China Resources Beer Holdings	HK	HKD	4,245,206	26,330,762	0.90
Thai Beverage	TH	SGD	50,747,379	21,573,862	0.74
Kweichow Moutai (A)	CN	CNY	80,499	20,097,380	0.69
Vietnam Dairy Products	VN	VND	4,121,771	19,202,037	0.66
Kweichow Moutai	CN	CNY	7,553	1,885,606	0.06
Delfi	SG	SGD	2,196,168	1,030,645	0.04
				138,606,053	4.75
건강					
Wuxi Biologics Cayman	CN	HKD	1,184,527	33,260,516	1.14
Innovent Biologics	CN	HKD	3,669,926	27,207,506	0.93
Hansoh Pharmaceutical Group	CN	HKD	4,366,834	19,539,849	0.67
Ocumension Therapeutics	CN	HKD	3,916,615	9,136,290	0.31
				89,144,161	3.05
금융					
AIA Group	HK	HKD	17,952,671	170,879,433	5.85
Ping An Insurance Group (H)	CN	HKD	8,518,858	87,919,677	3.01
China Merchants Bank (H)	CN	HKD	10,454,605	54,484,341	1.87
Axis Bank	IN	INR	7,151,783	47,406,946	1.62
Housing Development Finance	IN	INR	1,675,137	43,511,243	1.49
HDFC Bank	IN	INR	2,633,428	42,058,814	1.44
Bank Central Asia	ID	IDR	20,637,901	40,605,414	1.39
Hong Kong Exchanges and Clearing	HK	HKD	840,606	40,303,857	1.38
United Overseas Bank	SG	SGD	2,476,078	34,551,368	1.18
Bank Rakyat Indonesia Persero	ID	IDR	127,406,897	28,812,380	0.99
Kotak Mahindra Bank	IN	INR	1,372,030	28,656,624	0.98
Shinhan Financial Group	KR	KRW	868,649	23,574,812	0.81
HDFC Standard Life Insurance	IN	INR	2,503,811	19,906,222	0.68
Metropolitan Bank & Trust	PH	PHP	19,981,894	16,823,599	0.58
				679,494,730	23.27
부동산					
China Overseas Land & Investment	HK	HKD	10,638,028	26,712,125	0.91
Sun Hung Kai Properties	HK	HKD	1,624,321	20,821,489	0.71
Shimao Services Holdings	CN	HKD	9,506,594	20,348,763	0.70
KE Holdings ADR	CN	USD	216,192	15,079,367	0.52
Vincom Retail	VN	VND	801,881	875,125	0.03
				83,836,869	2.87
개방형 펀드					
Fidelity ILF - The US Dollar Fund - A-ACC-USD	IE	USD	4,874	88,542,928	3.03
				88,542,928	3.03
커뮤니케이션 서비스					
Bharti Airtel	IN	INR	7,737,084	45,227,686	1.55
				45,227,686	1.55
증권 자격 취득 또는 기타 통제 된 시장 에서 죽음을 맞게					
주식 연계 채권					
HSBC (Titan Wind Energy Suzhou (A)) ELN 20/07/2021	CN	USD	14,042,045	15,054,600	0.52
CITI (Vincom Retail (A)) ELN 19/02/2020	VN	USD	8,850,747	9,628,728	0.33
HSBC (Skshu Paint (A)) ELN 21/07/2021	CN	USD	191,601	4,244,506	0.15
				28,927,834	0.99
총 투자 (비용 USD 1,898,475,633)				2,753,311,591	94.27

	CCY	기본 노출	미실현 이익 / (손실) USD	% 순자산
차액 거래 계약				
베트남 Tech. & Commercial Joint Stock Bank (MS)	USD	7,212,908	(465,514)	(0.02)
			(465,514)	(0.02)
기타 자산 및 부채			167,678,738	5.74
순자산			2,920,524,815	100.00

지역별 배분

국가	국가 코드	% 순자산
중국	CN	36.21
홍콩	HK	14.34
한국	KR	12.94
인도	IN	12.41
대만	TW	8.01
아일랜드	IE	3.03
인도네시아	ID	2.38
태국	TH	1.42
싱가포르	SG	1.22
베트남	VN	1.02
미국	US	0.72
필리핀	PH	0.58
현금 및 기타 순자산		5.72

별첨 재무제표에 대한 주석은 본 재무제표의 중요한 일부입니다. 투자종목 명세서 및 지역별 배분의 순자산 비율은 반올림되었습니다.

현재 투자종목 명세서서 2020년 10월 31일

공인된 주식 또는 공식 증권거래소에서 거래됨

	국가 코드	CCY	주식 또는 명목	시가(USD)	% 순자산
에너지					
China Merchants Energy Shipping	CN	CNY	4,469,100	3,863,438	0.35
China Merchants Energy Shipping (A)	CN	CNY	1,312,100	1,134,281	0.10
				4,997,719	0.45
소재					
Franco-Nevada	CA	USD	456,520	61,858,460	5.61
James Hardie Industries	IE	AUD	1,321,744	32,091,330	2.91
				93,949,790	8.53
산업재					
Techtronic Industries	HK	HKD	4,008,000	53,906,564	4.89
BOC Aviation	SG	HKD	5,359,200	33,173,349	3.01
Auckland International Airport	NZ	NZD	3,571,271	16,554,270	1.50
Pacific Basin Shipping	HK	HKD	50,997,000	7,445,995	0.68
				111,080,178	10.08
정보 기술					
Taiwan Semiconductor Manufacturing	TW	TWD	6,762,000	102,258,883	9.28
ASML Holding	NL	EUR	119,096	43,290,872	3.93
SK Hynix	KR	KRW	583,490	41,382,548	3.76
Hon Hai Precision Industry	TW	TWD	11,911,000	32,333,489	2.93
Hangzhou Hikvision Digital Technology	CN	CNY	4,562,205	30,658,463	2.78
Hangzhou Hikvision Digital Technology (A)	CN	CNY	2,943,052	19,777,597	1.79
Domain Holdings Australia	AU	AUD	4,395,761	12,173,213	1.10
Ming Yuan Cloud Group Holdings	CN	HKD	1,126,693	4,808,821	0.44
				286,683,886	26.01
소비재					
Galaxy Entertainment Group	HK	HKD	6,122,000	40,444,685	3.67
Yum China Holdings	CN	USD	440,534	23,484,868	2.13
Nine Entertainment Holdings	AU	AUD	12,497,892	18,263,403	1.66
Midea Group (A)	CN	CNY	1,325,920	15,462,324	1.40
Restaurant Brands (New Zealand)	NZ	NZD	1,828,291	14,370,941	1.30
Shangri-La Asia	HK	HKD	17,792,000	13,990,392	1.27
Midea Group	CN	CNY	1,161,543	13,545,429	1.23
Flight Centre Travel Group	AU	AUD	1,662,765	13,158,791	1.19
Yum China Holdings	CN	HKD	81,600	4,398,164	0.40
				157,118,997	14.26
소비재					
Kweichow Moutai	CN	CNY	70,338	17,560,577	1.59
Kweichow Moutai (A)	CN	CNY	24,567	6,133,395	0.56
				23,693,972	2.15
건강					
CSL	AU	AUD	192,763	38,978,900	3.54
Innovent Biologics	CN	HKD	2,214,500	16,417,504	1.49
				55,396,404	5.03
금융					
HDFC Bank	IN	INR	3,279,403	52,375,772	4.75
AIA Group	HK	HKD	4,714,600	44,875,115	4.07
Macquarie Group	AU	AUD	436,166	38,905,434	3.53
Shriram Transport Finance	IN	INR	2,599,345	24,309,970	2.21
				160,466,291	14.56
부동산					
Sun Hung Kai Properties	HK	HKD	1,522,500	19,516,288	1.77
				19,516,288	1.77
개방형 펀드					
Fidelity ILF - The US Dollar Fund - A-ACC-USD	IE	USD	1,994	36,224,931	3.29
				36,224,931	3.29
주식 연계 채권					
BNP (Hangzhou Hikvision Dig. Tech. (A)) ELN 11/2022	CN	USD	6,010,789	40,393,014	3.67
HSBC (Hangzhou Hikvision Digital (A)) ELN 08/2021	CN	USD	1,898,100	12,755,394	1.16
HSBC (Kweichow Moutai (A)) ELN 12/04/2024	CN	USD	44,711	11,162,523	1.01
UBS (Midea Group (A)) ELN 29/08/2022	CN	USD	554,206	6,462,907	0.59
BNP (Midea Group (A)) ELN 18/11/2022	CN	USD	155,481	1,813,151	0.16
				72,586,989	6.59

증권 자격 취득 또는 기타 통제 된 시장 에서 죽음을 맞게

	국가 코드	CCY	주식 또는 명목	시가(USD)	% 순자산
정보 기술					
Taiwan Union Technology	TW	TWD	2,537,000	8,459,142	0.77
				8,459,142	0.77
주식 연계 채권					
CITI (Kweichow Moutai (A)) ELN 19/02/2020	CN	USD	105,715	26,392,746	2.39
GSI (Kweichow Mountai (A)) ELN 14/09/2022	GB	USD	66,408	16,579,383	1.50
UBS (China Merchants Energy (A)) ELN 04/02/2021	GB	USD	14,499,093	12,534,122	1.14
GSI (Midea Group (A)) ELN 26/09/2022	GB	USD	371,300	4,329,937	0.39
HSBC (China Merchants Energy (A)) ELN 20/05/2021	GB	USD	3,734,900	3,228,732	0.29
UBS (Midea Group (A)) ELN 16/11/2020	CN	USD	69,300	808,146	0.07
				63,873,066	5.80
총 투자 (비용 USD 940,120,774)				1,094,047,653	99.28

선물환 계약

	기본 노출 USD	미실현 이익 / (손실) USD	% 순자산
A-ACC 주식 (SGD) (헤지)			
구입 USD 판매 AUD 에 0.71928 18/11/2020	293,525	6,775	0.00
구입 USD 판매 INR 에 0.01364 18/11/2020	138,648	2,125	0.00
구입 USD 판매 EUR 에 1.18088 18/11/2020	81,114	1,075	0.00
구입 USD 판매 TWD 에 0.03525 18/11/2020	259,973	898	0.00
구입 USD 판매 AUD 에 0.71926 18/11/2020	16,733	386	0.00
구입 USD 판매 AUD 에 0.71439 18/11/2020	19,545	315	0.00
구입 USD 판매 HKD 에 0.12901 18/11/2020	628,798	285	0.00
구입 USD 판매 AUD 에 0.71302 18/11/2020	18,069	256	0.00
구입 USD 판매 AUD 에 0.71085 18/11/2020	21,513	239	0.00
구입 USD 판매 INR 에 0.01358 18/11/2020	21,023	234	0.00
구입 SGD 판매 USD 에 1.36764 18/11/2020	127,373	191	0.00
구입 USD 판매 EUR 에 1.18320 18/11/2020	8,741	133	0.00
구입 USD 판매 INR 에 0.01360 18/11/2020	10,309	128	0.00
구입 USD 판매 INR 에 0.01355 18/11/2020	14,011	124	0.00
구입 USD 판매 EUR 에 1.18011 18/11/2020	8,042	101	0.00
구입 USD 판매 AUD 에 0.70575 18/11/2020	26,083	100	0.00
구입 USD 판매 AUD 에 0.70607 18/11/2020	19,615	84	0.00
구입 USD 판매 NZD 에 0.67180 18/11/2020	4,834	70	0.00
구입 USD 판매 EUR 에 1.18347 18/11/2020	4,545	70	0.00
구입 USD 판매 EUR 에 1.18290 18/11/2020	4,429	66	0.00
구입 USD 판매 INR 에 0.01354 18/11/2020	7,704	64	0.00
구입 USD 판매 CNY 에 0.14981 18/11/2020	16,909	64	0.00
구입 USD 판매 CNY 에 0.14975 18/11/2020	15,969	55	0.00
구입 USD 판매 EUR 에 1.17559 18/11/2020	5,944	52	0.00
구입 USD 판매 NZD 에 0.66900 18/11/2020	4,503	46	0.00
구입 USD 판매 INR 에 0.01348 18/11/2020	11,032	44	0.00
구입 USD 판매 TWD 에 0.03521 18/11/2020	19,932	43	0.00
구입 USD 판매 INR 에 0.01345 18/11/2020	22,671	41	0.00
구입 USD 판매 HKD 에 0.12902 18/11/2020	64,618	33	0.00
구입 USD 판매 KRW 에 0.00089 18/11/2020	4,922	30	0.00
구입 USD 판매 NZD 에 0.66552 18/11/2020	5,761	29	0.00
구입 USD 판매 EUR 에 1.18112 18/11/2020	2,098	28	0.00
구입 USD 판매 NZD 에 0.66743 18/11/2020	3,377	27	0.00
구입 USD 판매 TWD 에 0.03518 18/11/2020	17,058	26	0.00
구입 USD 판매 KRW 에 0.00088 18/11/2020	46,006	15	0.00
구입 USD 판매 AUD 에 0.70411 18/11/2020	8,718	13	0.00
구입 USD 판매 EUR 에 1.16645 18/11/2020	6,526	6	0.00
구입 USD 판매 HKD 에 0.12897 18/11/2020	15,810	2	0.00
구입 USD 판매 INR 에 0.01342 18/11/2020	4,658	(5)	(0.00)
구입 USD 판매 CNY 에 0.14911 18/11/2020	8,805	(8)	(0.00)
구입 USD 판매 TWD 에 0.03512 18/11/2020	36,593	(9)	(0.00)
구입 HKD 판매 USD 에 7.75065 18/11/2020	18,605	(10)	(0.00)
구입 USD 판매 NZD 에 0.66079 18/11/2020	6,953	(15)	(0.00)
구입 USD 판매 TWD 에 0.03510 18/11/2020	23,090	(17)	(0.00)
구입 USD 판매 NZD 에 0.65853 18/11/2020	6,159	(34)	(0.00)
구입 USD 판매 CNY 에 0.14903 18/11/2020	25,909	(37)	(0.00)
구입 USD 판매 TWD 에 0.03501 18/11/2020	10,950	(38)	(0.00)
구입 USD 판매 AUD 에 0.70117 18/11/2020	15,116	(41)	(0.00)
구입 USD 판매 TWD 에 0.03503 18/11/2020	14,814	(44)	(0.00)
구입 USD 판매 CNY 에 0.14873 18/11/2020	17,760	(61)	(0.00)
구입 USD 판매 CNY 에 0.14835 18/11/2020	18,059	(108)	(0.00)
구입 USD 판매 NZD 에 0.66090 18/11/2020	56,884	(113)	(0.00)
구입 USD 판매 TWD 에 0.03495 18/11/2020	23,512	(118)	(0.00)
구입 USD 판매 CNY 에 0.14805 18/11/2020	15,298	(123)	(0.00)
구입 INR 판매 USD 에 73.50601 18/11/2020	10,116	(129)	(0.00)
구입 SGD 판매 USD 에 1.36402 18/11/2020	155,349	(179)	(0.00)
구입 SGD 판매 USD 에 1.35709 18/11/2020	30,212	(188)	(0.00)
구입 SGD 판매 USD 에 1.36054 18/11/2020	113,558	(420)	(0.00)

별첨 재무제표에 대한 주석은 본 재무제표의 중요한 일부입니다. 투자종목 명세서 및 지역별 배분의 순자산 비율은 반올림되었습니다.

현재 투자종목 명세서서 2020년 10월 31일

	기본 노출 USD	미실현 이익 / (손실) USD	% 순자산
구입 USD 판매 CNY 에 0.14884 18/11/2020	187,347	(505)	(0.00)
구입 USD 판매 KRW 에 0.00087 18/11/2020	61,771	(573)	(0.00)
구입 SGD 판매 USD 에 1.35819 18/11/2020	141,512	(767)	(0.00)
구입 SGD 판매 USD 에 1.35868 18/11/2020	210,866	(1,068)	(0.00)
구입 SGD 판매 USD 에 1.35642 18/11/2020	175,462	(1,179)	(0.00)
구입 SGD 판매 USD 에 1.35631 18/11/2020	181,964	(1,237)	(0.00)
구입 SGD 판매 USD 에 1.35557 18/11/2020	2,015,905	(14,799)	(0.00)
		(7,552)	(0.00)
기타 자산 및 부채		7,987,672	0.72
순자산		1,102,027,773	100.00

지역별 배분

국가	국가 코드	% 순자산
중국	CN	23.32
홍콩	HK	16.35
대만	TW	12.98
호주	AU	11.02
인도	IN	6.96
아일랜드	IE	6.20
캐나다	CA	5.61
네덜란드	NL	3.93
한국	KR	3.76
영국	GB	3.33
싱가포르	SG	3.01
뉴질랜드	NZ	2.81
현금 및 기타 순자산		0.72

Fidelity Funds

Asian Equity Fund [1,3,4,5]

현재 투자종목 명세서서 2020년 10월 31일

	국가 코드	CCY	주식 또는 명목	시가(USD)	% 순자산
공인된 주식 또는 공식 증권거래소에서 거래됨					
에너지					
Reliance Industries	IN	INR	678,241	18,778,052	1.71
PTT	TH	THB	12,561,100	12,465,799	1.14
China Petroleum & Chemical (H)	CN	HKD	31,066,000	12,112,285	1.10
Reliance Industries	IN	INR	49,754	793,013	0.07
				44,149,149	4.02
유틸리티					
Power Grid Corporation of (India)	IN	INR	5,984,840	13,791,823	1.26
CK Infrastructure Holdings	HK	HKD	1,119,500	5,278,506	0.48
				19,070,329	1.74
소재					
Korea Zinc	KR	KRW	35,297	11,936,599	1.09
Baoshan Iron & Steel (A)	CN	CNY	14,168,045	11,319,358	1.03
UltraTech Cement	IN	INR	173,567	10,695,143	0.97
Skshu Paint (A)	CN	CNY	333,709	7,400,118	0.67
Ivanhoe Mines	CA	CAD	1,437,887	5,507,077	0.50
Shenzhen YUTO Packaging Technology	CN	CNY	1,197,436	5,304,458	0.48
				52,162,753	4.75
산업재					
Techtronic Industries	HK	HKD	1,065,000	14,323,975	1.30
Ayala	PH	PHP	767,110	12,093,077	1.10
Greentown Service Group	CN	HKD	7,156,000	7,853,756	0.72
Weichai Power (H)	CN	HKD	3,620,000	6,862,537	0.63
Sinotrans (H)	CN	HKD	18,979,000	5,620,026	0.51
Shanghai M&G Stationery	CN	CNY	458,124	5,508,521	0.50
Sinopec Engineering Group (H)	CN	HKD	13,747,500	5,342,730	0.49
Sime Darby	MY	MYR	8,838,800	5,125,923	0.47
Keppel	SG	SGD	1,038,300	3,337,811	0.30
NARI Technology	CN	CNY	589,884	1,834,893	0.17
Monalisa Group	CN	CNY	272,500	1,223,335	0.11
				69,126,584	6.30
정보 기술					
Taiwan Semiconductor Manufacturing	TW	TWD	5,992,000	90,614,497	8.25
Samsung Electronics	KR	KRW	1,468,860	73,800,493	6.72
Tencent Holdings	CN	HKD	815,200	62,158,867	5.66
Infosys	IN	INR	1,370,034	19,573,464	1.78
MediaTek	TW	TWD	751,000	17,876,957	1.63
NAVER	KR	KRW	65,515	16,779,254	1.53
SK Hynix	KR	KRW	216,267	15,338,188	1.40
Lenovo Group	CN	HKD	9,460,000	5,936,889	0.54
Chroma ATE	TW	TWD	864,000	4,118,097	0.38
Samsung SDI	KR	KRW	9,468	3,728,560	0.34
				309,925,266	28.23
소비재					
Alibaba Group Holding	CN	HKD	2,844,396	108,074,898	9.85
Galaxy Entertainment Group	HK	HKD	3,471,000	22,930,987	2.09
New Oriental Education & Technology Group ADR	CN	USD	91,232	14,656,421	1.34
Trip.com Group ADR	CN	USD	455,626	13,021,791	1.19
Shenzhou International Group Holdings	CN	HKD	665,400	11,564,367	1.05
Midea Group	CN	CNY	989,292	11,548,430	1.05
Guangzhou Automobile Group (H)	CN	HKD	11,074,000	11,383,997	1.04
Dongfeng Motor Group (H)	CN	HKD	16,046,000	11,302,849	1.03
Focus Media Information Technology (A)	CN	CNY	7,909,621	11,063,339	1.01
Hyundai Mobis	KR	KRW	38,759	7,761,551	0.71
Li Ning	CN	HKD	1,450,500	7,547,528	0.69
Baozun	CN	HKD	487,825	5,875,109	0.54
Chow Tai Fook Jewellery Group	HK	HKD	4,274,400	5,462,136	0.50
Zhejiang Supor	CN	CNY	404,390	4,273,001	0.39
Gree Electric Appliances Inc of Zhuhai	CN	CNY	275,660	2,416,465	0.22
Bafang Electric Suzhou	CN	CNY	67,491	1,858,403	0.17
				250,741,272	22.84
소비재					
China Mengniu Dairy	HK	HKD	5,005,000	23,578,007	2.15
Thai Beverage	TH	SGD	31,523,000	13,401,142	1.22
China Resources Beer Holdings	HK	HKD	1,144,000	7,095,625	0.65
				44,074,774	4.02
건강					
Wuxi Biologics Cayman	CN	HKD	374,500	10,515,640	0.96
China Resources Pharmaceutical Group	CN	HKD	18,311,022	9,151,113	0.83
Innovent Biologics	CN	HKD	891,500	6,609,259	0.60
Peijia Medical	CN	HKD	206,000	668,368	0.06
				26,944,380	2.45
금융					
AIA Group	HK	HKD	5,036,600	47,940,017	4.37
Bank Central Asia	ID	IDR	13,089,400	25,753,612	2.35
E.Sun Financial Holding	TW	TWD	27,406,612	23,336,018	2.13
HDFC Bank	IN	INR	1,351,562	21,585,973	1.97
Ping An Insurance Group (H)	CN	HKD	1,736,000	17,916,552	1.63
Housing Development Finance	IN	INR	672,132	17,458,452	1.59
United Overseas Bank	SG	SGD	996,942	13,911,398	1.27
KB Financial Group	KR	KRW	384,995	13,767,322	1.25
Dah Sing Banking Group	HK	HKD	10,843,200	9,326,655	0.85
ICICI Lombard General Insurance	IN	INR	547,417	9,115,919	0.83
Samsung Fire & Marine Insurance	KR	KRW	39,019	6,170,067	0.56
Chailease Holding	TW	TWD	423,000	2,060,294	0.19
CIMB Group Holdings	MY	MYR	486,061	345,062	0.03
				208,687,341	19.01
부동산					
City Developments	SG	SGD	2,994,900	13,915,673	1.27
China Overseas Land & Investment	HK	HKD	1,478,500	3,712,519	0.34
				17,628,192	1.61
개방형 펀드					
Fidelity ILF - The US Dollar Fund - A-ACC-USD	IE	USD	767	13,931,199	1.27
				13,931,199	1.27
커뮤니케이션 서비스					
Bharti Airtel	IN	INR	1,961,787	11,467,768	1.04
LG Uplus	KR	KRW	1,155,207	11,305,658	1.03
HKBN	HK	HKD	3,072,500	5,315,859	0.48
				28,089,285	2.56
증권 자격 취득 또는 기타 통제 된 시장 에서 죽음을 맞게					
주식 연계 채권					
HSBC (Beijing Roborock Tech. (A)) ELN 21/09/2021	CN	USD	22,200	2,700,128	0.25
UBS (Anhui Heli (A)) ELN 21/01/2022	CN	USD	980,059	2,065,462	0.19
HSBC (Skshu Paint (A)) ELN 21/07/2021	CN	USD	29,490	653,287	0.06
				5,418,877	0.49
목록에 없음					
건강					
Grail*	US	USD	489,125	5,820,588	0.53
				5,820,588	0.53
총 투자 (비용 USD 896,331,887)				1,095,769,989	99.82

	CCY	Contracts	시가(USD)	% 순자산
옵션				
구입 풋 HSI 지수 22000 29/06/2021	HKD	122	794,890	0.07
구입 풋 HSI 지수 21600 29/06/2021	HKD	65	376,127	0.03
구입 풋 한국 Kospi 200 지수 285 10/06/2021	KRW	20,478,495	266,762	0.02
구입 풋 HSCEI 지수 8300 29/09/2021	HKD	87	216,056	0.02
구입 풋 한국 KOSPI 200 지수 280 10/06/2021	KRW	10,184,365	117,630	0.01
			1,771,465	0.16
기타 자산 및 부채			177,781	0.02
순자산			1,097,719,235	100.00

* 이사회 결정으로 가격이 책정된 유가증권.
전체 주석 목록은 6페이지에 나와 있습니다.
별첨 재무제표에 대한 주석은 본 재무제표의 중요한 일부입니다. 투자종목 명세서 및 지역별 배분의 순자산 비율은 반올림되었습니다.

현재 투자종목 명세서서 2020년 10월 31일

지역별 배분

국가	국가 코드	% 순자산
중국	CN	36.74
한국	KR	14.63
홍콩	HK	13.21
대만	TW	12.57
인도	IN	11.23
싱가포르	SG	2.84
태국	TH	2.36
인도네시아	ID	2.35
아일랜드	IE	1.27
필리핀	PH	1.10
미국	US	0.53
캐나다	CA	0.50
말레이시아	MY	0.50
현금 및 기타 순자산		0.17

Asian Smaller Companies Fund

현재 투자종목 명세서서 2020년 10월 31일

공인된 주식 또는 공식 증권거래소에서 거래됨

에너지

	국가 코드	CCY	주식 또는 명목	시가(USD)	% 순자산
Sinopec Kantons Holdings	HK	HKD	19,194,434	6,943,193	1.00
Senex Energy	AU	AUD	19,985,382	4,146,150	0.60
Cooper Energy	AU	AUD	11,891,926	2,631,579	0.38
				13,720,922	1.97

유틸리티

	국가 코드	CCY	주식 또는 명목	시가(USD)	% 순자산
Power Grid Corporation of (India)	IN	INR	7,094,289	16,348,504	2.35
PTC India	IN	INR	13,172,445	8,339,759	1.20
Cikarang Listrindo	ID	IDR	197,633,846	8,063,891	1.16
Tianjin Development Holdings	HK	HKD	8,402,554	1,498,001	0.22
				34,250,155	4.92

소재

	국가 코드	CCY	주식 또는 명목	시가(USD)	% 순자산
Fufeng Group	CN	HKD	41,159,564	13,033,238	1.87
POSCO	KR	KRW	43,649	8,059,073	1.16
Gold Road Resources	AU	AUD	5,910,829	5,521,730	0.79
Westgold Resources	AU	AUD	2,579,582	4,690,769	0.67
Saracen Mineral Holdings	AU	AUD	1,079,091	4,278,511	0.61
Nickel Mines	AU	AUD	6,761,948	4,252,321	0.61
Greatview Aseptic Packaging	CN	HKD	9,247,776	3,960,787	0.57
Wonik Materials	KR	KRW	128,466	2,998,908	0.43
St Barbara	AU	AUD	1,355,790	2,544,020	0.37
Hansol Chemical	KR	KRW	17,761	2,216,284	0.32
Bardoc Gold	AU	AUD	31,115,037	1,580,520	0.23
Musgrave Minerals	AU	AUD	2,731,655	941,650	0.14
Blackstone Minerals	AU	AUD	2,283,799	554,396	0.08
				54,632,207	7.85

산업재

	국가 코드	CCY	주식 또는 명목	시가(USD)	% 순자산
LT Group	PH	PHP	35,954,043	8,572,514	1.23
Arwana Citramulia	ID	IDR	244,890,185	8,299,170	1.19
Kerry Logistics Network	HK	HKD	3,444,302	7,191,245	1.03
Sinotrans (H)	CN	HKD	21,440,969	6,349,059	0.91
Cebu Air	PH	PHP	6,918,874	5,546,535	0.80
Kung Long Batteries Industrial	TW	TWD	1,006,639	4,825,717	0.69
SITC International Holdings	HK	HKD	3,073,132	4,745,615	0.68
China State Construction Engineering	CN	CNY	5,088,521	3,892,095	0.56
Qingdao Port International	CN	HKD	6,557,788	3,726,089	0.54
KEC International	IN	INR	729,899	3,194,837	0.46
China Railway Group (H)	CN	HKD	6,093,049	2,803,740	0.40
Geumhwa PSC	KR	KRW	109,584	2,689,863	0.39
BOC Aviation	SG	HKD	424,651	2,628,581	0.38
Weichai Power (H)	CN	HKD	1,002,205	1,899,908	0.27
TK Group Holdings	CN	HKD	1,761,397	523,088	0.08
				66,888,056	9.61

정보 기술

	국가 코드	CCY	주식 또는 명목	시가(USD)	% 순자산
Taiwan Semiconductor Manufacturing	TW	TWD	900,210	13,613,501	1.96
Redington India	IN	INR	7,654,414	13,380,450	1.92
SK Hynix	KR	KRW	151,013	10,710,193	1.54
Hinduja Global Solutions	IN	INR	777,752	6,968,420	1.00
Powertech Technology	TW	TWD	2,305,070	6,825,303	0.98
Tech Mahindra	IN	INR	586,591	6,443,517	0.93
Cognizant Technology Solutions	US	USD	85,430	6,089,479	0.87
KoMiCo	KR	KRW	153,746	4,998,837	0.72
Polytronics Technology	TW	TWD	1,466,057	4,727,368	0.68
MediaTek	TW	TWD	167,625	3,990,188	0.57
Elite Material	TW	TWD	721,055	3,791,160	0.54
Spigen Korea	KR	KRW	65,890	3,631,873	0.52
Cyient	IN	INR	648,742	3,452,582	0.50
China Railway Signal & Communication Corp (H)	CN	HKD	10,394,546	3,427,555	0.49
Largan Precision	TW	TWD	24,833	2,637,577	0.38
Computer Age Management Services	IN	INR	90,334	1,580,251	0.23
				96,268,254	13.83

소비재

	국가 코드	CCY	주식 또는 명목	시가(USD)	% 순자산
China Yongda Automobiles Services Holdings	CN	HKD	9,409,193	13,377,402	1.92
Xingda International Holdings	CN	HKD	40,278,542	10,380,221	1.49
Chaowei Power Holdings	CN	HKD	24,712,767	8,508,499	1.22
Dream International	HK	HKD	23,160,681	7,975,394	1.15
Sebang Global Battery	KR	KRW	276,577	6,720,952	0.97
Fast Food Indonesia	ID	IDR	107,771,399	6,539,875	0.94
Chow Sang Sang Holdings International	HK	HKD	5,944,048	6,501,611	0.93
Pacific Textiles Holdings	HK	HKD	11,394,977	6,494,196	0.93
Shine Corporate	AU	AUD	10,126,436	6,119,421	0.88
Crystal International Group	HK	HKD	21,993,511	6,065,275	0.87
Bestway Global Holding	CN	HKD	22,973,987	5,504,329	0.79
Texwinca Holdings	HK	HKD	35,889,565	5,441,116	0.78
Tianneng Power International	CN	HKD	3,299,293	5,374,611	0.77
Teejay Lanka	LK	LKR	33,027,171	5,304,418	0.76
Alibaba Group Holding ADR	CN	USD	14,419	4,378,429	0.63
Texhong Textile Group	HK	HKD	5,635,405	4,332,981	0.62
Selamat Sempurna	ID	IDR	45,016,278	4,265,986	0.61
Trip.com Group ADR	CN	USD	142,242	4,065,279	0.58
Hyundai Mobis	KR	KRW	19,902	3,985,444	0.57
Gree Electric Appliances Inc of Zhuhai	CN	CNY	437,334	3,833,713	0.55
Galaxy Entertainment Group	HK	HKD	533,031	3,521,442	0.51
Xtep International Holdings	CN	HKD	10,273,714	3,478,761	0.50
Bapcor	AU	AUD	621,377	3,346,693	0.48
Nien Made Enterprise	TW	TWD	296,227	3,342,284	0.48
WPP AUNZ	AU	AUD	10,983,578	3,241,918	0.47
SL	KR	KRW	230,894	2,964,290	0.43
Somboon Advance Technology	TH	THB	6,923,282	2,948,152	0.42
Com2uS	KR	KRW	27,619	2,724,277	0.39
Think Childcare	AU	AUD	3,570,165	2,536,047	0.36
Yadea Group Holdings	CN	HKD	1,752,528	2,507,424	0.36
Taiwan Sakura	TW	TWD	1,326,812	2,290,830	0.33
Astra Otoparts	ID	IDR	29,088,321	1,706,424	0.25
				159,777,694	22.95

소비재

	국가 코드	CCY	주식 또는 명목	시가(USD)	% 순자산
Convenience Retail Asia	HK	HKD	18,736,790	10,511,642	1.51
China Foods	HK	HKD	19,073,815	6,526,873	0.94
Japfa	SG	SGD	13,067,931	6,174,865	0.89
RFM	PH	PHP	50,398,560	4,904,488	0.70
Vinda International Holdings	HK	HKD	1,679,801	4,454,792	0.64
WH Group	HK	HKD	5,367,116	4,224,836	0.61
Changshouhua Food	CN	HKD	7,803,892	4,074,944	0.59
Gudang Garam	ID	IDR	1,271,558	3,542,133	0.51
First Resources	SG	SGD	3,120,581	2,769,346	0.40
Japfa Comfeed Indonesia	ID	IDR	35,024,388	2,523,250	0.36
Bumitama Agri	ID	SGD	7,422,256	2,363,344	0.34
Ceylon Cold Stores	LK	LKR	534,535	1,943,237	0.28
				54,013,750	7.76

건강

	국가 코드	CCY	주식 또는 명목	시가(USD)	% 순자산
Granules India	IN	INR	4,687,691	24,241,268	3.48
Tempo Scan Pacific	ID	IDR	83,568,248	7,157,441	1.03
I-Sens	KR	KRW	214,107	5,171,718	0.74
Shanghai Pharmaceuticals Holding (H)	CN	HKD	3,238,096	5,025,343	0.72
Mylan	US	USD	220,412	3,202,590	0.46
Hutchison China MediTech	HK	GBP	512,031	2,974,946	0.43
Vieworks	KR	KRW	97,821	2,488,938	0.36
Interojo	KR	KRW	88,094	1,573,358	0.23
Osprey Medical	US	AUD	7,585,229	106,575	0.02
				51,942,177	7.46

금융

	국가 코드	CCY	주식 또는 명목	시가(USD)	% 순자산
Axis Bank	IN	INR	2,579,467	17,098,485	2.46
HDFC Bank	IN	INR	1,047,046	16,722,502	2.40
Shinhan Financial Group	KR	KRW	346,974	9,416,744	1.35
Shriram Transport Finance	IN	INR	867,226	8,110,598	1.17
Shriram City Union Finance	IN	INR	670,114	7,210,489	1.04
BFI Finance Indonesia	ID	IDR	201,776,321	5,240,356	0.75
Muthoot Finance	IN	INR	284,236	4,725,182	0.68
Repco Home Finance	IN	INR	1,598,957	4,145,920	0.60
Chailease Holding	TW	TWD	817,231	3,980,464	0.57
Hyundai Marine & Fire Insurance	KR	KRW	186,297	3,837,633	0.55
DB Insurance	KR	KRW	93,675	3,662,599	0.53
Korean Reinsurance	KR	KRW	522,624	3,427,854	0.49
LIC Housing Finance	IN	INR	883,651	3,372,833	0.48
Kiwoom Securities	KR	KRW	25,701	2,348,554	0.34
HDFC Bank ADR	IN	USD	28,103	1,602,968	0.23
				94,903,181	13.63

부동산

	국가 코드	CCY	주식 또는 명목	시가(USD)	% 순자산
China Overseas Land & Investment	HK	HKD	2,717,925	6,824,720	0.98
Cromwell European REIT	SG	EUR	9,989,585	5,302,138	0.76
Supalai	TH	THB	9,560,300	4,807,734	0.69
Keppel Pacific Oak US REIT	SG	USD	4,940,247	3,463,024	0.50
Ascendas India Trust	SG	SGD	1,491,866	1,421,724	0.20
				21,819,340	3.13

개방형 펀드

	국가 코드	CCY	주식 또는 명목	시가(USD)	% 순자산
Fidelity ILF - The US Dollar Fund - A-ACC-USD	IE	USD	1,063	19,307,652	2.77
				19,307,652	2.77

커뮤니케이션 서비스

	국가 코드	CCY	주식 또는 명목	시가(USD)	% 순자산
Cathay Media And Education Group	CN	HKD	4,158,705	2,181,588	0.31
Dialog Axiata	LK	LKR	35,637,509	2,088,362	0.30

* 이사회 결정으로 가격이 책정된 유가증권.
별첨 재무제표에 대한 주석은 본 재무제표의 중요한 일부입니다. 투자종목 명세서 및 지역별 배분의 순자산 비율은 반올림되었습니다.

현재 투자종목 명세서서 2020년 10월 31일

	국가 코드	CCY	주식 또는 명목	시가(USD)	% 순자산
Shemaroo Entertainment	IN	INR	1,565,249	1,158,253	0.17
				5,428,203	**0.78**
증권 자격 취득 또는 기타 통제 된 시장 에서 죽음을 맞게					
산업재					
Vietnam Engine & Argicultural Machinery	VN	VND	1,971,505	3,588,806	0.52
				3,588,806	**0.52**
정보 기술					
Taiwan Union Technology	TW	TWD	1,671,819	5,574,361	0.80
				5,574,361	**0.80**
소비재					
Quang Ngai Sugar	VN	VND	2,333,806	3,201,339	0.46
				3,201,339	**0.46**
주식 연계 채권					
UBS (Anhui Heli (A)) ELN 21/01/2022	CN	USD	1,580,153	3,330,152	0.48
				3,330,152	**0.48**
목록에 없음					
소재					
China Metal Recycling Holdings*	HK	HKD	56,939	0	0.00
				0	**0.00**
정보 기술					
DBA Telecommunication Asia Holdings*	HK	HKD	227,048	0	0.00
				0	**0.00**
건강					
JHL Biotech*	KY	TWD	715,812	1,176,165	0.17
Chime Biologics*	VG	USD	715,812	270,577	0.04
				1,446,742	**0.21**
단주				7	0.00
총 투자 (비용 USD 728,953,258)				**690,092,998**	**99.14**

	기본 노출 USD	미실현 이익 / (손실) USD	% 순자산
선물환 계약			
구입 USD 판매 EUR 에 1.18249 16/11/2020	3,949,954	57,990	0.01
구입 USD 판매 PHP 에 0.02058 16/11/2020	606,363	(1,524)	(0.00)
구입 EUR 판매 USD 에 0.85062 16/11/2020	185,280	(1,611)	(0.00)
구입 USD 판매 PHP 에 0.02055 16/11/2020	515,007	(2,023)	(0.00)
구입 USD 판매 PHP 에 0.02052 16/11/2020	377,807	(2,055)	(0.00)
구입 USD 판매 PHP 에 0.02063 16/11/2020	9,006,844	(2,808)	(0.00)
		47,969	**0.01**
기타 자산 및 부채		5,937,909	0.85
순자산		**696,078,876**	**100.00**

지역별 배분

국가	국가 코드	% 순자산
인도	IN	21.28
중국	CN	16.61
홍콩	HK	13.82
한국	KR	12.01
대만	TW	7.99
인도네시아	ID	7.14
호주	AU	6.66
싱가포르	SG	3.13
아일랜드	IE	2.77
필리핀	PH	2.73
미국	US	1.35
스리랑카	LK	1.34
태국	TH	1.11
베트남	VN	0.98
케이맨 제도	KY	0.17
버진 아일랜드 (영국령)	VG	0.04
현금 및 기타 순자산		0.86

현재 투자종목 명세서서 2020년 10월 31일

	국가 코드	CCY	주식 또는 명목	시가(USD)	% 순자산
공인된 주식 또는 공식 증권거래소에서 거래됨					
에너지					
Reliance Industries	IN	INR	2,232,876	61,820,311	1.72
PTT	TH	THB	41,634,541	41,318,658	1.15
China Petroleum & Chemical (H)	CN	HKD	102,233,008	39,859,504	1.11
Reliance Industries	IN	INR	222,257	3,542,484	0.10
				146,540,957	4.07
유틸리티					
Power Grid Corporation of (India)	IN	INR	20,853,326	48,055,649	1.33
CK Infrastructure Holdings	HK	HKD	3,545,203	16,715,832	0.46
				64,771,481	1.80
소재					
Korea Zinc	KR	KRW	113,704	38,451,919	1.07
UltraTech Cement	IN	INR	604,643	37,257,915	1.03
Baoshan Iron & Steel (A)	CN	CNY	40,089,698	31,996,587	0.89
Ivanhoe Mines	CA	CAD	4,702,435	18,010,228	0.50
Skshu Paint (A)	CN	CNY	673,262	14,914,666	0.41
Shenzhen YUTO Packaging Technology	CN	CNY	2,860,421	12,658,368	0.35
Skshu Paint (A)	CN	CNY	369,682	8,189,510	0.23
Shenzhen YUTO Packaging Technology	CN	CNY	1,123,623	4,972,426	0.14
Baoshan Iron & Steel (A)	CN	CNY	5,994,716	4,784,533	0.13
				171,236,152	4.75
산업재					
Techtronic Industries	HK	HKD	3,825,440	51,451,179	1.43
Ayala	PH	PHP	2,500,533	39,419,559	1.09
Greentown Service Group	CN	HKD	25,056,408	27,499,571	0.76
Weichai Power (H)	CN	HKD	11,295,954	21,414,063	0.59
Sime Darby	MY	MYR	31,895,792	18,497,463	0.51
Sinotrans (H)	CN	HKD	62,099,427	18,388,765	0.51
Shanghai M&G Stationery	CN	CNY	1,519,458	18,251,551	0.51
Sinopec Engineering Group (H)	CN	HKD	44,383,849	17,249,022	0.48
Keppel	SG	SGD	3,085,991	9,920,500	0.28
NARI Technology	CN	CNY	1,584,856	4,924,850	0.14
Monalisa Group	CN	CNY	901,232	4,041,797	0.11
Anhui Heli Co	CN	CNY	1,765,316	3,720,388	0.10
				234,778,708	6.52
정보 기술					
Taiwan Semiconductor Manufacturing	TW	TWD	19,833,442	299,932,806	8.32
Samsung Electronics	KR	KRW	4,638,441	233,050,943	6.47
Tencent Holdings	CN	HKD	2,600,743	198,306,207	5.50
Infosys	IN	INR	4,517,461	64,540,261	1.79
MediaTek	TW	TWD	2,497,293	59,446,079	1.65
NAVER	KR	KRW	215,679	55,238,357	1.53
SK Hynix	KR	KRW	723,377	51,303,703	1.42
Lenovo Group	CN	HKD	32,863,307	20,624,291	0.57
Chroma ATE	TW	TWD	2,758,650	13,148,596	0.36
Samsung SDI	KR	KRW	31,243	12,303,890	0.34
				1,007,895,133	27.97
소비재					
Alibaba Group Holding	CN	HKD	9,340,386	354,894,766	9.85
Galaxy Entertainment Group	HK	HKD	12,079,029	79,799,499	2.21
New Oriental Education & Technology Group ADR	CN	USD	303,925	48,825,626	1.36
Trip.com Group ADR	CN	USD	1,481,635	42,345,137	1.18
Dongfeng Motor Group (H)	CN	HKD	53,918,879	37,980,614	1.05
Guangzhou Automobile Group (H)	CN	HKD	36,363,294	37,381,220	1.04
Shenzhou International Group Holdings	CN	HKD	2,125,929	36,947,735	1.03
Focus Media Information Technology	CN	CNY	25,860,167	36,134,403	1.00
Midea Group (A)	CN	CNY	3,033,734	35,378,141	0.98
Hyundai Mobis	KR	KRW	128,157	25,663,635	0.71
Li Ning	CN	HKD	4,767,018	24,804,690	0.69
Baozun	CN	HKD	1,589,295	19,140,639	0.53
Chow Tai Fook Jewellery Group	HK	HKD	14,406,391	18,409,524	0.51
Zhejiang Supor (A)	CN	CNY	1,224,360	12,924,116	0.36
Gree Electric Appliances Inc of Zhuhai	CN	CNY	746,941	6,541,120	0.18
Bafang Electric Suzhou	CN	CNY	154,809	4,267,228	0.12
Gree Electric Appliances of Zhuhai	CN	CNY	258,971	2,267,865	0.06
Bafang Electric Suzhou	CN	CNY	69,364	1,908,031	0.05
				825,613,989	22.91
소비재					
China Mengniu Dairy	HK	HKD	17,634,091	83,072,270	2.31
Thai Beverage	TH	SGD	111,853,599	47,551,501	1.32
China Resources Beer Holdings	HK	HKD	3,782,212	23,459,054	0.65
				154,082,825	4.28
건강					
Wuxi Biologics Cayman	CN	HKD	1,227,281	34,461,005	0.96
China Resources Pharmaceutical Group	CN	HKD	60,690,316	30,330,583	0.84
Innovent Biologics	CN	HKD	2,938,518	21,785,114	0.60
Peijia Medical	CN	HKD	902,325	2,927,597	0.08
				89,504,299	2.48
금융					
AIA Group	HK	HKD	16,312,205	155,264,935	4.31
Bank Central Asia	ID	IDR	43,324,512	85,241,697	2.37
E.Sun Financial Holding	TW	TWD	89,402,167	76,123,621	2.11
HDFC Bank	IN	INR	4,459,924	71,230,034	1.98
Housing Development Finance	IN	INR	2,166,578	56,276,303	1.56
Ping An Insurance Group (H)	CN	HKD	5,422,396	55,962,351	1.55
United Overseas Bank	SG	SGD	3,337,551	46,572,411	1.29
KB Financial Group	KR	KRW	1,268,001	45,343,388	1.26
ICICI Lombard General Insurance	IN	INR	2,045,452	34,062,108	0.95
Dah Sing Banking Group	HK	HKD	34,845,639	29,972,081	0.83
Samsung Fire & Marine Insurance	KR	KRW	126,907	20,067,753	0.56
Chailease Holding	TW	TWD	1,366,406	6,655,313	0.18
CIMB Group Holdings	MY	MYR	1,556,291	1,104,833	0.03
				683,876,828	18.98
부동산					
City Developments	SG	SGD	9,983,211	46,386,557	1.29
China Overseas Land & Investment	HK	HKD	5,527,237	13,878,910	0.39
				60,265,467	1.67
개방형 펀드					
Fidelity ILF - The US Dollar Fund - A-ACC-USD	IE	USD	1,353	24,570,120	0.68
				24,570,120	0.68
커뮤니케이션 서비스					
Bharti Airtel	IN	INR	6,563,983	38,370,237	1.06
LG Uplus	KR	KRW	3,795,340	37,143,838	1.03
HKBN	HK	HKD	10,454,745	18,088,184	0.50
				93,602,259	2.60
증권 자격 취득 또는 기타 통제 된 시장 에서 죽음을 맞게					
주식 연계 채권					
HSBC (Beijing Roborock Tech. (A)) ELN 21/09/2021	CN	USD	82,481	10,031,979	0.28
HSBC (Skshu Paint (A)) ELN 21/07/2021	CN	USD	97,356	2,156,702	0.06
UBS (Anhui Heli (A)) ELN 21/01/2022	CN	USD	1,001,132	2,109,874	0.06
UBS (Midea Group (A)) ELN 21/07/2022	CN	USD	44,222	515,696	0.01
				14,814,251	0.41
목록에 없음					
건강					
Grail*	US	USD	1,169,466	13,916,642	0.39
				13,916,642	0.39
단주				(2)	(0.00)
총 투자 (비용 USD 3,004,032,813)				3,585,469,109	99.51

	기본 노출 USD	미실현 이익 / (손실) USD	% 순자산
선물환 계약			
A-ACC 주식 (EUR) (헤지)			
구입 USD 판매 INR 에 0.01364 18/11/2020	5,249,850	80,473	0.00
구입 USD 판매 TWD 에 0.03525 18/11/2020	6,188,742	21,368	0.00
구입 USD 판매 SGD 에 0.73770 18/11/2020	1,982,872	14,664	0.00
구입 USD 판매 HKD 에 0.12901 18/11/2020	19,151,582	8,708	0.00
구입 USD 판매 CAD 에 0.75977 18/11/2020	213,137	2,485	0.00
구입 USD 판매 THB 에 0.03216 18/11/2020	740,140	1,827	0.00
구입 USD 판매 EUR 에 1.16770 18/11/2020	630,850	1,226	0.00
구입 USD 판매 INR 에 0.01359 18/11/2020	92,853	1,132	0.00
구입 USD 판매 KRW 에 0.00088 18/11/2020	271,612	1,019	0.00
구입 USD 판매 MYR 에 0.24098 18/11/2020	245,862	704	0.00
구입 USD 판매 PHP 에 0.02066 18/11/2020	490,109	677	0.00
구입 USD 판매 CAD 에 0.75856 18/11/2020	36,725	369	0.00
구입 INR 판매 USD 에 74.62000 18/11/2020	146,364	320	0.00
구입 THB 판매 USD 에 31.26400 18/11/2020	100,589	301	0.00
구입 THB 판매 USD 에 31.26700 18/11/2020	85,576	264	0.00

* 이사회 결정으로 가격이 책정된 유가증권.

별첨 재무제표에 대한 주석은 본 재무제표의 중요한 일부입니다. 투자종목 명세서 및 지역별 배분의 순자산 비율은 반올림되었습니다.

현재 투자종목 명세서서 2020년 10월 31일

	기본 노출 USD	미실현 이익 / (손실) USD	% 순자산
구입 USD 판매 HKD 에 0.12902 18/11/2020	416,710	209	0.00
구입 USD 판매 PHP 에 0.02069 18/11/2020	64,310	199	0.00
구입 USD 판매 TWD 에 0.03520 18/11/2020	91,071	176	0.00
구입 TWD 판매 USD 에 28.48830 18/11/2020	199,352	150	0.00
구입 THB 판매 USD 에 31.21500 18/11/2020	100,746	143	0.00
구입 CNY 판매 USD 에 6.70660 18/11/2020	122,447	114	0.00
구입 CAD 판매 USD 에 1.33241 18/11/2020	22,816	15	0.00
구입 PHP 판매 USD 에 48.44000 18/11/2020	54,292	(39)	(0.00)
구입 USD 판매 THB 에 0.03204 18/11/2020	100,889	(143)	(0.00)
구입 HKD 판매 USD 에 7.75188 18/11/2020	396,768	(149)	(0.00)
구입 TWD 판매 USD 에 28.44000 18/11/2020	250,295	(236)	(0.00)
구입 KRW 판매 USD 에 1133.65002 18/11/2020	295,897	(470)	(0.00)
구입 USD 판매 CNY 에 0.14830 18/11/2020	265,209	(1,675)	(0.00)
구입 USD 판매 IDR 에 0.00007 18/11/2020	1,101,404	(2,726)	(0.00)
구입 EUR 판매 USD 에 0.85321 18/11/2020	959,557	(5,416)	(0.00)
구입 USD 판매 CNY 에 0.14884 18/11/2020	2,690,204	(7,254)	(0.00)
구입 USD 판매 KRW 에 0.00087 18/11/2020	6,608,668	(61,437)	(0.00)
구입 EUR 판매 USD 에 0.84656 18/11/2020	46,600,931	(623,820)	(0.02)
		(566,822)	(0.02)

Asijsk ch akci A-ACC Shares (CZK) (hedged)

구입 USD 판매 INR 에 0.01364 18/11/2020	2,328,671	35,695	0.00
구입 USD 판매 TWD 에 0.03525 18/11/2020	2,745,133	9,478	0.00
구입 USD 판매 SGD 에 0.73770 18/11/2020	879,543	6,505	0.00
구입 USD 판매 HKD 에 0.12901 18/11/2020	8,520,759	3,874	0.00
구입 USD 판매 CAD 에 0.75977 18/11/2020	94,553	1,102	0.00
구입 USD 판매 THB 에 0.03216 18/11/2020	328,303	811	0.00
구입 USD 판매 INR 에 0.01359 18/11/2020	44,024	537	0.00
구입 USD 판매 KRW 에 0.00088 18/11/2020	90,355	339	0.00
구입 USD 판매 MYR 에 0.24098 18/11/2020	109,066	312	0.00
구입 USD 판매 PHP 에 0.02066 18/11/2020	217,397	300	0.00
구입 INR 판매 USD 에 74.62000 18/11/2020	91,841	201	0.00
구입 USD 판매 CAD 에 0.75856 18/11/2020	14,945	150	0.00
구입 THB 판매 USD 에 31.26400 18/11/2020	46,984	140	0.00
구입 THB 판매 USD 에 31.26700 18/11/2020	38,373	118	0.00
구입 TWD 판매 USD 에 28.48830 18/11/2020	118,361	89	0.00
구입 USD 판매 TWD 에 0.03520 18/11/2020	43,735	85	0.00
구입 USD 판매 CZK 에 0.04276 18/11/2020	304,249	85	0.00
구입 THB 판매 USD 에 31.21500 18/11/2020	47,058	67	0.00
구입 CNY 판매 USD 에 6.70660 18/11/2020	52,814	49	0.00
구입 USD 판매 HKD 에 0.12902 18/11/2020	87,120	44	0.00
구입 USD 판매 MYR 에 0.24128 18/11/2020	6,223	26	0.00
구입 CAD 판매 USD 에 1.33241 18/11/2020	9,982	7	0.00
구입 USD 판매 PHP 에 0.02058 18/11/2020	14,901	(36)	(0.00)
구입 USD 판매 THB 에 0.03204 18/11/2020	47,124	(67)	(0.00)
구입 HKD 판매 USD 에 7.75188 18/11/2020	200,622	(75)	(0.00)
구입 TWD 판매 USD 에 28.44000 18/11/2020	111,491	(105)	(0.00)
구입 KRW 판매 USD 에 1133.64999 18/11/2020	131,721	(209)	(0.00)
구입 USD 판매 CNY 에 0.14830 18/11/2020	103,740	(655)	(0.00)
구입 USD 판매 IDR 에 0.00007 18/11/2020	488,549	(1,209)	(0.00)
구입 CZK 판매 USD 에 23.32970 18/11/2020	457,413	(1,271)	(0.00)
구입 USD 판매 CNY 에 0.14884 18/11/2020	1,193,290	(3,218)	(0.00)
구입 USD 판매 KRW 에 0.00087 18/11/2020	2,931,401	(27,252)	(0.00)
구입 CZK 판매 USD 에 23.02935 18/11/2020	20,577,767	(321,345)	(0.01)
		(295,428)	(0.01)

Y-ACC 주식 (EUR) (헤지)

구입 USD 판매 INR 에 0.01364 18/11/2020	1,259,492	19,306	0.00
구입 USD 판매 TWD 에 0.03525 18/11/2020	1,484,741	5,126	0.00
구입 USD 판매 SGD 에 0.73770 18/11/2020	475,690	3,518	0.00
구입 USD 판매 HKD 에 0.12901 18/11/2020	4,706,833	2,140	0.00
구입 USD 판매 INR 에 0.01359 18/11/2020	52,002	634	0.00
구입 USD 판매 CAD 에 0.75977 18/11/2020	51,144	596	0.00
구입 USD 판매 THB 에 0.03216 18/11/2020	177,566	438	0.00
구입 USD 판매 KRW 에 0.00088 18/11/2020	88,625	333	0.00
구입 USD 판매 SGD 에 0.73741 18/11/2020	25,190	176	0.00
구입 USD 판매 MYR 에 0.24098 18/11/2020	58,990	169	0.00
구입 USD 판매 PHP 에 0.02066 18/11/2020	117,583	162	0.00
구입 USD 판매 TWD 에 0.03520 18/11/2020	56,789	110	0.00
구입 USD 판매 CAD 에 0.75856 18/11/2020	9,763	98	0.00
구입 USD 판매 INR 에 0.01348 18/11/2020	23,455	93	0.00
구입 USD 판매 HKD 에 0.12902 18/11/2020	176,265	93	0.00
구입 THB 판매 USD 에 31.26401 18/11/2020	21,219	63	0.00
구입 THB 판매 USD 에 31.26700 18/11/2020	19,151	59	0.00
구입 INR 판매 USD 에 74.56300 18/11/2020	36,246	52	0.00
구입 TWD 판매 USD 에 28.49100 18/11/2020	40,592	34	0.00
구입 TWD 판매 USD 에 28.48830 18/11/2020	39,381	30	0.00
구입 THB 판매 USD 에 31.21500 18/11/2020	21,253	30	0.00
구입 USD 판매 MYR 에 0.24128 18/11/2020	5,118	21	0.00
구입 CNY 판매 USD 에 6.70660 18/11/2020	22,172	21	0.00
구입 CAD 판매 USD 에 1.33241 18/11/2020	4,653	3	0.00
구입 TWD 판매 USD 에 28.44000 18/11/2020	18,091	(17)	(0.00)
구입 USD 판매 PHP 에 0.02058 18/11/2020	11,614	(28)	(0.00)
구입 USD 판매 THB 에 0.03204 18/11/2020	21,283	(30)	(0.00)
구입 KRW 판매 USD 에 1133.65000 18/11/2020	30,219	(48)	(0.00)
구입 HKD 판매 USD 에 7.75188 18/11/2020	134,509	(50)	(0.00)
구입 KRW 판매 USD 에 1133.81010 18/11/2020	39,397	(57)	(0.00)
구입 USD 판매 CNY 에 0.14830 18/11/2020	76,637	(484)	(0.00)
구입 USD 판매 IDR 에 0.00007 18/11/2020	264,238	(654)	(0.00)
구입 EUR 판매 USD 에 0.85321 18/11/2020	148,616	(839)	(0.00)
구입 USD 판매 CNY 에 0.14884 18/11/2020	645,411	(1,740)	(0.00)
구입 EUR 판매 USD 에 0.84654 18/11/2020	280,672	(3,765)	(0.00)
구입 USD 판매 KRW 에 0.00087 18/11/2020	1,611,125	(15,071)	(0.00)
구입 EUR 판매 USD 에 0.84674 18/11/2020	11,177,666	(147,290)	(0.00)
		(136,768)	(0.00)

옵션

	CCY	Contracts	시가(USD)	% 순자산
구입 풋 HSI 지수 22000 29/06/2021	HKD	390	2,538,108	0.07
구입 풋 HSI 지수 21600 29/06/2021	HKD	206	1,190,334	0.03
구입 풋 한국 Kospi 200 지수 285 10/06/2021	KRW	67,779,438	882,926	0.02
구입 풋 HSCEI 지수 8300 29/09/2021	HKD	273	678,667	0.02
구입 풋 한국 KOSPI 200 지수 280 10/06/2021	KRW	33,304,008	384,662	0.01
			5,674,697	0.16

기타 자산 및 부채	13,131,299	0.36
순자산	3,603,276,087	100.00

지역별 배분

국가	국가 코드	% 순자산
중국	CN	36.46
한국	KR	14.39
홍콩	HK	13.60
대만	TW	12.64
인도	IN	11.52
싱가포르	SG	2.86
태국	TH	2.47
인도네시아	ID	2.37
필리핀	PH	1.09
아일랜드	IE	0.68
말레이시아	MY	0.54
캐나다	CA	0.50
미국	US	0.39
현금 및 기타 순자산		0.48

Fidelity Funds

Australia Fund

현재 투자종목 명세서서 2020년 10월 31일

	국가 코드	CCY	주식 또는 명목	시장 가격 AUD	% 순자산
공인된 주식 또는 공식 증권거래소에서 거래됨					
에너지					
Oil Search	AU	AUD	3,968,583	10,179,928	2.16
Origin Energy	AU	AUD	1,893,473	7,563,718	1.61
				17,743,646	3.77
소재					
BHP Group	AU	AUD	1,073,836	36,420,112	7.74
Evolution Mining	AU	AUD	3,959,811	22,043,558	4.68
Mineral Resources	AU	AUD	476,638	11,895,542	2.53
BlueScope Steel	AU	AUD	697,343	10,233,838	2.17
				80,593,050	17.12
산업재					
Downer EDI	AU	AUD	1,515,484	6,660,292	1.41
Cleanaway Waste Management	AU	AUD	1,925,304	3,943,141	0.84
				10,603,433	2.25
정보 기술					
SEEK	AU	AUD	475,953	10,237,739	2.17
Tyro Payments	AU	AUD	2,139,739	7,925,012	1.68
				18,162,751	3.86
소비재					
Nine Entertainment Holdings	AU	AUD	5,420,311	11,267,142	2.39
Lovisa Holdings	AU	AUD	776,338	5,832,339	1.24
PWR Holdings	AU	AUD	1,017,790	4,619,981	0.98
Bapcor	AU	AUD	302,369	2,316,557	0.49
				24,036,019	5.11
소비재					
Coles Group	AU	AUD	1,305,105	23,152,679	4.92
Woolworths Group	AU	AUD	537,438	20,524,348	4.36
Blackmores	AU	AUD	157,768	11,076,785	2.35
Treasury Wine Estates	AU	AUD	1,140,752	10,446,259	2.22
Synlait Milk	NZ	AUD	1,583,418	7,958,489	1.69
				73,158,560	15.54
건강					
CSL	AU	AUD	140,473	40,405,712	8.58
Fisher & Paykel Healthcare (AU)	NZ	AUD	601,709	19,722,739	4.19
Cochlear	AU	AUD	52,854	11,218,573	2.38
Ramsay Health Care	AU	AUD	177,946	11,091,672	2.36
Pro Medicus	AU	AUD	341,058	11,053,707	2.35
				93,492,403	19.86
금융					
Commonwealth Bank of Australia	AU	AUD	487,709	33,659,756	7.15
Macquarie Group	AU	AUD	192,952	24,482,322	5.20
Pinnacle Investment Management Group	AU	AUD	3,638,907	18,509,718	3.93
Suncorp Group	AU	AUD	1,036,737	8,511,752	1.81
ANZ Banking Group	AU	AUD	330,128	6,211,974	1.32
Steadfast Group	AU	AUD	1,442,506	5,144,299	1.09
				96,519,821	20.51
부동산					
Goodman Group REIT	AU	AUD	1,648,019	30,320,551	6.44
Lendlease Group	AU	AUD	709,226	8,481,030	1.80
				38,801,581	8.24
커뮤니케이션 서비스					
Telstra	AU	AUD	4,273,390	11,442,283	2.43
				11,442,283	2.43
목록에 없음					
정보 기술					
Updater CDI*	US	AUD	76,032	2,817,749	0.60
				2,817,749	0.60
소비재					
Surfstitch Group*	AU	AUD	6,073,162	61	0.00
				61	0.00
커뮤니케이션 서비스					
IFLIX*	AU	USD	1,054,924	375,151	0.08
				375,151	0.08

	시장 가격	% 순자산
총 투자 (비용 AUD 425,277,356)	467,746,508	99.37
기타 자산 및 부채	2,956,209	0.63
순자산	470,702,717	100.00

지역별 배분

국가	국가 코드	% 순자산
호주	AU	92.89
뉴질랜드	NZ	5.88
미국	US	0.60
현금 및 기타 순자산		0.63

* 이사회 결정으로 가격이 책정된 유가증권.

별첨 재무제표에 대한 주석은 본 재무제표의 중요한 일부입니다. 투자종목 명세서 및 지역별 배분의 순자산 비율은 반올림되었습니다.

Fidelity Funds

China Consumer Fund

현재 투자종목 명세서서 2020년 10월 31일

	국가 코드	CCY	주식 또는 명목	시가(USD)	% 순자산
공인된 주식 또는 공식 증권거래소에서 거래됨					
산업재					
ZTO Express Cayman ADR	CN	USD	1,293,676	37,762,415	0.90
Greentown Service Group	CN	HKD	22,107,892	24,263,555	0.58
ZTO Express Cayman	CN	HKD	203,291	6,008,112	0.14
				68,034,082	1.63
정보 기술					
Tencent Holdings	CN	HKD	5,381,363	410,328,077	9.83
Autohome ADR	CN	USD	817,821	77,954,691	1.87
Hangzhou Hikvision Digital Technology (A)	CN	CNY	9,522,450	63,991,793	1.53
TravelSky Technology	CN	HKD	17,540,016	36,952,612	0.89
Momo ADR	CN	USD	1,475,465	21,954,924	0.53
Ming Yuan Cloud Group Holdings	CN	HKD	2,426,686	10,357,299	0.25
				621,539,396	14.89
소비재					
Alibaba Group Holding ADR	CN	USD	733,839	222,830,289	5.34
Meituan Dianping	CN	HKD	4,892,032	182,399,520	4.37
JD.com ADR	CN	USD	2,237,296	181,153,845	4.34
Alibaba Group Holding	CN	HKD	4,766,086	181,090,921	4.34
Galaxy Entertainment Group	HK	HKD	24,819,515	163,968,880	3.93
TAL Education Group ADR	CN	USD	2,242,323	146,916,994	3.52
New Oriental Education & Technology Group ADR	CN	USD	775,147	124,527,329	2.98
NetEase ADR	CN	USD	1,332,107	114,614,500	2.75
Li Ning	CN	HKD	21,449,650	111,611,057	2.67
Midea Group (A)	CN	CNY	6,844,736	79,820,453	1.91
Shenzhou International Group Holdings	CN	HKD	3,287,082	57,128,068	1.37
Trip.com Group ADR	CN	USD	1,721,985	49,214,335	1.18
Jiumaojiu International Holdings	CN	HKD	18,442,579	40,698,535	0.97
Zhongsheng Group Holdings	CN	HKD	5,633,157	40,158,232	0.96
Gree Electric Appliances of Zhuhai	CN	CNY	3,368,848	29,501,708	0.71
Gree Electric Appliances Inc of Zhuhai	CN	CNY	3,313,864	29,020,205	0.70
NetEase	CN	HKD	348,146	6,085,938	0.15
Oppein Home Group	CN	CNY	261,575	4,807,022	0.12
Oppein Home Group	CN	CNY	225,658	4,146,955	0.10
Embry Holdings	HK	HKD	318,552	41,193	0.00
				1,769,735,979	42.40
소비재					
Kweichow Moutai (A)	CN	CNY	508,244	126,888,036	3.04
China Mengniu Dairy	HK	HKD	24,588,467	115,833,574	2.77
Smoore International Holdings	CN	HKD	10,527,942	54,954,622	1.32
Budweiser Brewing Co APAC	HK	HKD	17,728,787	52,258,183	1.25
Sun Art Retail Group	HK	HKD	44,806,186	48,531,082	1.16
Foshan Haitian Flavouring & Food (B)	CN	CNY	1,939,843	46,414,157	1.11
Nongfu Spring	CN	HKD	8,977,656	41,095,694	0.98
Kweichow Moutai	CN	CNY	52	13,009	0.00
Foshan Haitian Flavouring & Food (A)	CN	CNY	32	776	0.00
				485,989,133	11.64
건강					
WuXi AppTec	CN	HKD	4,213,462	67,343,200	1.61
Wuxi Biologics Cayman	CN	HKD	1,790,871	50,286,129	1.20
Innovent Biologics	CN	HKD	5,316,571	39,415,142	0.94
Hansoh Pharmaceutical Group	CN	HKD	8,246,954	36,901,843	0.88
Peijia Medical	CN	HKD	5,700,505	18,495,315	0.44
Ocumension Therapeutics	CN	HKD	3,499,646	8,163,627	0.20
Jiangsu Hengrui Medicine (A)	CN	CNY	81	1,072	0.00
				220,606,328	5.28
금융					
Ping An Insurance Group (H)	CN	HKD	24,479,825	252,646,350	6.05
AIA Group	HK	HKD	8,623,120	82,077,695	1.97
Hong Kong Exchanges and Clearing	HK	HKD	1,593,841	76,418,618	1.83
				411,142,663	9.85
부동산					
KE Holdings ADR	CN	USD	848,192	59,161,357	1.42
Shimao Services Holdings	CN	HKD	19,278,286	41,264,967	0.99
				100,426,324	2.41
주식 연계 채권					
BNP (Shenzhen YUTO Pkg Tech (A)) ELN 30/07/2021	CN	USD	8,221,520	36,383,040	0.87
UBS (Focus Media Info. Tech (A)) ELN 10/03/2021	CN	USD	18,756,861	26,208,907	0.63
HSBC (Focus Media Info. Tech (A)) ELN 10/03/2021	CN	USD	8,488,474	11,860,920	0.28
HSBC (Kweichow Moutai (A)) ELN 12/04/2024	CN	USD	40,049	9,998,622	0.24
				84,451,489	2.02
커뮤니케이션 서비스					
China Mobile	HK	HKD	16,101,616	98,486,231	2.36
Bilibili ADR	CN	USD	646,919	29,046,656	0.70
				127,532,887	3.06
증권 자격 취득 또는 기타 통제 된 시장 에서 죽음을 맞게					
주식 연계 채권					
UBS (Oppein Home Group (A)) ELN 15/06/2021	CN	USD	1,487,422	27,334,600	0.65
CITI (Foshan Haitian Flavouring (A)) ELN 19/02/2021	CN	USD	980,579	23,462,040	0.56
BNP (Focus Media Info (A)) ELN 10/07/2023	CN	USD	7,792,378	10,888,267	0.26
				61,684,907	1.48
목록에 없음					
정보 기술					
Bytedance*	CN	USD	194,548	12,215,221	0.29
Sensetime Group*	CN	USD	25,756,490	9,107,495	0.22
				21,322,716	0.51
건강					
China Animal Healthcare*	BM	HKD	5,749,664	7	0.00
				7	0.00
단주				4	0.00
총 투자 (비용 USD 2,666,273,139)				3,972,465,915	95.16

	기본 노출 USD	미실현 이익 / (손실) USD	% 순자산
선물환 계약			
A-ACC 주식 (AUD) (헤지)			
구입 USD 판매 HKD 에 0.12901 18/11/2020	5,741,819	2,617	0.00
구입 USD 판매 AUD 에 0.71302 18/11/2020	133,229	1,889	0.00
구입 AUD 판매 USD 에 1.42619 18/11/2020	475,954	1,280	0.00
구입 USD 판매 CNY 에 0.15035 18/11/2020	28,386	210	0.00
구입 USD 판매 HKD 에 0.12902 18/11/2020	338,642	174	0.00
구입 USD 판매 HKD 에 0.12897 18/11/2020	254,720	34	0.00
구입 CNY 판매 USD 에 6.70660 18/11/2020	16,834	16	0.00
구입 HKD 판매 USD 에 7.75101 18/11/2020	96,504	(47)	(0.00)
구입 HKD 판매 USD 에 7.75065 18/11/2020	126,131	(67)	(0.00)
구입 USD 판매 CNY 에 0.14873 18/11/2020	51,385	(176)	(0.00)
구입 AUD 판매 USD 에 1.41066 18/11/2020	104,632	(861)	(0.00)
구입 USD 판매 CNY 에 0.14775 18/11/2020	99,367	(993)	(0.00)
구입 USD 판매 CNY 에 0.14884 18/11/2020	835,743	(2,253)	(0.00)
구입 AUD 판매 USD 에 1.41281 18/11/2020	369,477	(2,482)	(0.00)
구입 AUD 판매 USD 에 1.41245 18/11/2020	394,703	(2,750)	(0.00)
구입 AUD 판매 USD 에 1.39027 18/11/2020	9,002,906	(203,118)	(0.00)
		(206,527)	(0.00)
기타 자산 및 부채		202,034,503	4.84
순자산		4,174,293,891	100.00

지역별 배분

국가	국가 코드	% 순자산
중국	CN	79.89
홍콩	HK	15.27
버뮤다	BM	0.00
현금 및 기타 순자산		4.84

* 이사회 결정으로 가격이 책정된 유가증권.
별첨 재무제표에 대한 주석은 본 재무제표의 중요한 일부입니다. 투자종목 명세서 및 지역별 배분의 순자산 비율은 반올림되었습니다.

Fidelity Funds

China Focus Fund

현재 투자종목 명세서서 2020년 10월 31일

	국가 코드	CCY	주식 또는 명목	시가(USD)	% 순자산
공인된 주식 또는 공식 증권거래소에서 거래됨					
에너지					
CNOOC	CN	HKD	101,126,134	92,223,092	3.79
China Shenhua Energy (H)	CN	HKD	26,323,247	45,596,844	1.87
China Petroleum & Chemical (H)	CN	HKD	112,518,119	43,869,554	1.80
PetroChina (H)	CN	HKD	78,927,093	22,126,183	0.91
				203,815,673	8.37
유틸리티					
China Resources Power Holdings	HK	HKD	19,823,626	20,631,010	0.85
Huadian Power International (H)	CN	HKD	9,751,421	2,418,177	0.10
				23,049,187	0.95
소재					
Anhui Conch Cement (A)	CN	CNY	5,249,902	39,955,239	1.64
Baoshan Iron & Steel (A)	CN	CNY	30,873,303	24,640,753	1.01
West China Cement	CN	HKD	135,869,531	20,189,882	0.83
Jiangxi Copper (H)	CN	HKD	13,699,638	16,346,692	0.67
Aluminum Corp of China	CN	HKD	46,794,269	10,213,646	0.42
Angang Steel (H)	CN	HKD	32,487,153	9,534,682	0.39
				120,880,894	4.96
산업재					
Zhuzhou CRRC Times Electric (H)	CN	HKD	18,809,379	57,895,224	2.38
Sinotruk (Hong Kong)	CN	HKD	8,748,924	22,363,385	0.92
Beijing Capital International Airport (H)	CN	HKD	34,499,597	21,078,606	0.87
Daqin Railway (A)	CN	CNY	20,292,135	19,433,883	0.80
Guangshen Railway (H)	CN	HKD	83,478,278	13,906,964	0.57
Air China (H)	CN	HKD	17,161,559	11,098,257	0.46
China Southern Airlines (H)	CN	HKD	19,914,625	10,423,967	0.43
China Index Holdings ADR	CN	USD	771,036	994,636	0.04
				157,194,922	6.45
정보 기술					
Tencent Holdings	CN	HKD	2,462,072	187,732,584	7.71
Baidu ADR	CN	USD	551,752	72,776,136	2.99
Lenovo Group	CN	HKD	108,875,503	68,327,878	2.81
Hytera Communications (B)	CN	CNY	5,156,494	5,495,546	0.23
China Railway Signal & Communication Corp (H)	CN	HKD	5,852,225	1,929,745	0.08
Hangzhou Hikvision Digital Technology (A)	CN	CNY	156,873	1,054,200	0.04
Fang Holdings ADR	CN	USD	10,883	110,461	0.00
				337,426,550	13.85
소비재					
Alibaba Group Holding ADR	CN	USD	649,966	197,362,060	8.10
Dongfeng Motor Group (H)	CN	HKD	89,756,993	63,225,085	2.60
Weifu High-Technology Group	CN	HKD	16,386,441	30,185,313	1.24
Brilliance China Automotive Holdings	HK	HKD	32,950,507	28,455,612	1.17
Focus Media Information Technology	CN	CNY	19,265,035	26,919,027	1.11
SAIC Motor (A)	CN	CNY	3,803,092	13,165,697	0.54
Trip.com Group ADR	CN	USD	348,675	9,965,119	0.41
Vipshop Holdings ADR	CN	USD	326,690	6,773,922	0.28
China Literature	CN	HKD	726,099	5,963,597	0.24
China South Publishing & Media Group (A)	CN	CNY	3,113,171	4,882,542	0.20
China South Publishing & Media Group	CN	CNY	2,564,273	4,021,677	0.17
China Dongxiang Group	CN	HKD	27,269,859	3,380,621	0.14
Chaowei Power Holdings	CN	HKD	9,650,436	3,322,603	0.14
Parkson Retail Group	CN	HKD	113,102,165	3,266,251	0.13
Pacific Textiles Holdings	HK	HKD	5,654,177	3,222,414	0.13
Skyworth Group	HK	HKD	11,363,705	2,974,230	0.12
Embry Holdings	HK	HKD	18,466,520	2,387,964	0.10
				409,473,734	16.81
소비재					
Uni-President China Holdings	CN	HKD	37,867,396	32,782,764	1.35
Yantai Changyu Pioneer Wine	CN	HKD	12,916,883	23,102,482	0.95
WH Group	HK	HKD	22,165,216	17,447,807	0.72
Tingyi Cayman Islands Holding	CN	HKD	7,027,768	12,856,828	0.53
Shenguan Holdings Group	CN	HKD	33,654,460	1,051,265	0.04
				87,241,146	3.58
건강					
China National Accord Medicines (A)	CN	CNY	2,252,393	16,745,277	0.69
Shandong Weigao Group Medical Polymer (H)	CN	HKD	7,467,004	14,475,453	0.59
China National Accord Medicines (B)	CN	HKD	3,293,052	9,377,837	0.39
China National Accord Medicines	CN	CNY	341,849	2,541,454	0.10
				43,140,021	1.77
금융					
China Life Insurance (H)	CN	HKD	78,859,442	172,479,623	7.08
China Construction Bank (H)	CN	HKD	195,253,800	134,638,818	5.53
Industrial & Commercial Bank of China (H)	CN	HKD	177,091,034	100,606,991	4.13
China Merchants Bank (H)	CN	HKD	11,703,564	60,993,309	2.50
Agricultural Bank of China (H)	CN	HKD	167,111,466	56,471,644	2.32
CITIC Securities (H)	CN	HKD	11,167,171	24,235,888	1.00
China Minsheng Banking (H)	CN	HKD	39,036,664	21,365,517	0.88
Huatai Securities (H)	CN	HKD	12,454,876	20,177,328	0.83
China Cinda Asset Management (H)	CN	HKD	101,885,972	19,117,208	0.78
Ping An Insurance Group (H)	CN	HKD	1,144,169	11,808,508	0.48
China Taiping Insurance Holdings	HK	HKD	5,757,711	8,694,571	0.36
				630,589,405	25.89
부동산					
China Resources Land	HK	HKD	16,176,547	66,141,115	2.72
China Overseas Land & Investment	HK	HKD	24,646,866	61,888,366	2.54
China Merchants Commercial REIT	HK	HKD	18,293,963	5,676,710	0.23
				133,706,191	5.49
개방형 펀드					
Fidelity ILF - The US Dollar Fund - A-ACC-USD	IE	USD	1	13,180	0.00
				13,180	0.00
주식 연계 채권					
HSBC (Hangzhou Hikvision Digital (A)) ELN 08/2021	CN	USD	6,107,049	41,039,891	1.69
HSBC (China Nat'l. Accord Med (A)) ELN 15/10/2021	CN	USD	1,365,950	10,155,052	0.42
HSBC (China (S) Publish & Med (A)) ELN 23/11/2022	CN	USD	3,806,589	5,970,052	0.25
UBS (Focus Media Info. Tech (A)) ELN 10/03/2021	CN	USD	64,944	90,746	0.00
				57,255,741	2.35
커뮤니케이션 서비스					
China Mobile	HK	HKD	29,418,975	179,942,430	7.39
China Unicom	HK	HKD	22,081,389	13,586,750	0.56
				193,529,180	7.95
단주				1	0.00
총 투자 (비용 USD 2,775,254,934)				2,397,315,825	98.43
기타 자산 및 부채				38,221,350	1.57
순자산				2,435,537,175	100.00

지역별 배분

국가	국가 코드	% 순자산
중국	CN	81.55
홍콩	HK	16.88
아일랜드	IE	0.00
현금 및 기타 순자산		1.57

별첨 재무제표에 대한 주석은 본 재무제표의 중요한 일부입니다. 투자종목 명세서 및 지역별 배분의 순자산 비율은 반올림되었습니다.

Fidelity Funds

China Opportunities Fund

현재 투자종목 명세서서 2020년 10월 31일

	국가 코드	CCY	주식 또는 명목	시가(USD)	% 순자산
공인된 주식 또는 공식 증권거래소에서 거래됨					
에너지					
CNOOC	CN	HKD	482,000	439,565	0.69
China Oilfield Services (H)	CN	HKD	314,000	189,410	0.30
				628,975	0.99
유틸리티					
China Resources Gas Group	HK	HKD	114,000	494,851	0.77
CK Infrastructure Holdings	HK	HKD	58,000	273,473	0.43
				768,324	1.20
소재					
Anhui Conch Cement (H)	CN	HKD	131,000	819,144	1.28
Zijin Mining Group (H)	CN	HKD	340,000	247,513	0.39
				1,066,657	1.67
산업재					
Weichai Power (H)	CN	HKD	345,000	654,026	1.02
SITC International Holdings	HK	HKD	366,000	565,187	0.89
Zoomlion Heavy Industry Science & Technology (H)	CN	HKD	180,800	159,593	0.25
Greentown Service Group	CN	HKD	116,000	127,311	0.20
				1,506,117	2.36
정보 기술					
Tencent Holdings	CN	HKD	87,200	6,648,986	10.41
Autohome ADR	CN	USD	6,480	617,674	0.97
Xiaomi	CN	HKD	204,600	580,156	0.91
Kingsoft	CN	HKD	87,000	467,420	0.73
Sunny Optical Technology (H)	CN	HKD	27,600	458,667	0.72
Baidu ADR	CN	USD	3,018	398,074	0.62
Ming Yuan Cloud Group Holdings	CN	HKD	46,449	198,248	0.31
ASM Pacific Technology	HK	HKD	9,200	92,757	0.15
				9,461,982	14.82
소비재					
Alibaba Group Holding ADR	CN	USD	15,519	4,712,344	7.38
Meituan Dianping	CN	HKD	52,100	1,942,550	3.04
Alibaba Group Holding	CN	HKD	42,500	1,614,818	2.53
JD.com ADR	CN	USD	18,658	1,510,738	2.37
Shenzhou International Group Holdings	CN	HKD	54,500	947,187	1.48
NetEase ADR	CN	USD	10,990	945,580	1.48
TAL Education Group ADR	CN	USD	10,829	709,516	1.11
Great Wall Motor (H)	CN	HKD	431,000	697,959	1.09
ANTA Sports Products	CN	HKD	61,000	676,097	1.06
New Oriental Education & Technology Group ADR	CN	USD	4,061	652,400	1.02
Galaxy Entertainment Group	HK	HKD	77,000	508,697	0.80
Yum China Holdings	CN	USD	8,283	441,567	0.69
Sands China	CN	HKD	125,200	439,187	0.69
Trip.com Group ADR	CN	USD	12,182	348,162	0.55
JD.com	CN	HKD	6,650	270,378	0.42
Yum China Holdings	CN	HKD	4,650	250,631	0.39
Baozun ADR	CN	USD	6,744	247,505	0.39
MINISO Group Holding ADR	CN	USD	12,881	245,898	0.39
NetEase	CN	HKD	10,900	190,543	0.30
Baozun	CN	HKD	8,200	98,757	0.15
				17,450,514	27.33
소비재					
China Mengniu Dairy	HK	HKD	348,000	1,639,390	2.57
China Resources Beer Holdings	HK	HKD	160,000	992,395	1.55
Hengan International Group	CN	HKD	85,000	592,253	0.93
WH Group	HK	HKD	551,000	433,731	0.68
Tingyi Cayman Islands Holding	CN	HKD	214,000	391,499	0.61
Nongfu Spring	CN	HKD	68,000	311,274	0.49
Sun Art Retail Group	HK	HKD	180,000	194,964	0.31
				4,555,506	7.13
건강					
WuXi AppTec	CN	HKD	60,140	961,210	1.51
Innovent Biologics	CN	HKD	128,000	948,946	1.49
Sino Biopharmaceutical	HK	HKD	678,750	687,479	1.08
Hansoh Pharmaceutical Group	CN	HKD	144,000	644,343	1.01
Wuxi Biologics Cayman	CN	HKD	19,000	533,504	0.84
Hangzhou Tigermed Consulting	CN	HKD	24,700	396,526	0.62
Peijia Medical	CN	HKD	104,000	337,428	0.53
Akeso	HK	HKD	79,000	248,279	0.39
China Isotope & Radiation	CN	HKD	74,600	235,832	0.37
Venus MedTech Hangzhou	CN	HKD	16,000	154,220	0.24
Everest Medicines	CN	HKD	6,500	48,570	0.08
				5,196,337	8.14
금융					
AIA Group	HK	HKD	267,000	2,541,394	3.98
Industrial & Commercial Bank of China (H)	CN	HKD	3,539,000	2,010,537	3.15
Ping An Insurance Group (H)	CN	HKD	194,000	2,002,195	3.14
Hong Kong Exchanges and Clearing	HK	HKD	26,049	1,248,951	1.96
China Life Insurance (H)	CN	HKD	355,000	776,448	1.22
CITIC Securities (H)	CN	HKD	354,000	768,279	1.20
Huatai Securities (H)	CN	HKD	389,200	630,517	0.99
China Merchants Bank (H)	CN	HKD	107,000	557,632	0.87
				10,535,953	16.50
부동산					
China Resources Land	HK	HKD	210,444	860,443	1.35
China Overseas Land & Investment	HK	HKD	243,800	612,183	0.96
Link REIT	HK	HKD	62,100	473,902	0.74
Shimao Services Holdings	CN	HKD	211,000	451,643	0.71
New World Development	HK	HKD	91,750	437,949	0.69
Longfor Group Holdings	CN	HKD	76,500	419,074	0.66
				3,255,194	5.10
주식 연계 채권					
BNP (Kweichow Moutai (A)) ELN 12/10/2022	CN	USD	6,528	1,629,777	2.55
HSBC (Estun Automation (A)) ELN 23/11/2020	CN	USD	310,428	1,029,307	1.61
HSBC (Focus Media Info. Tech (A)) ELN 10/03/2021	CN	USD	653,700	913,413	1.43
BNP (Jiangsu Hengrui Medic (A)) ELN 12/10/2022	CN	USD	43,833	582,814	0.91
BNP (Angel Yeast (A)) ELN 27/03/2023	CN	USD	59,921	472,929	0.74
HSBC (Zhejiang Dahua Tech. (A)) ELN 23/11/2021	CN	USD	97,600	330,437	0.52
HSBC (Shenzhen Inovance (A)) ELN 23/11/2020	CN	USD	29,100	279,721	0.44
HSBC (Angel Yeast (A)) ELN 23/11/2021	CN	USD	12,400	97,867	0.15
HSBC (Jiangsu Hengrui Medic (A)) ELN 03/09/2021	CN	USD	4,500	59,833	0.09
				5,396,098	8.45
커뮤니케이션 서비스					
China Mobile	HK	HKD	199,500	1,220,250	1.91
HKBN	HK	HKD	257,000	444,646	0.70
Bilibili ADR	CN	USD	9,537	428,211	0.67
China Tower Corp (H)	CN	HKD	1,982,000	310,058	0.49
				2,403,165	3.76
증권 자격 취득 또는 기타 통제 된 시장 에서 죽음을 맞게					
주식 연계 채권					
UBS (Anhui Heli (A)) ELN 21/01/2022	CN	USD	132,500	279,242	0.44
HSBC (SF Holding (A)) ELN 23/11/2020	GB	USD	12,500	154,720	0.24
HSBC (Skshu Paint (A)) ELN 21/07/2021	CN	USD	5,090	112,758	0.18
				546,720	0.86
목록에 없음					
정보 기술					
Bytedance*	CN	USD	3,564	223,776	0.35
Sensetime Group*	CN	USD	534,000	188,822	0.30
				412,598	0.65
단주				(1)	(0.00)
총 투자 (비용 USD 48,229,073)				63,184,139	98.95
기타 자산 및 부채				669,626	1.05
순자산				63,853,765	100.00

지역별 배분

국가	국가 코드	% 순자산
중국	CN	76.83
홍콩	HK	21.88
영국	GB	0.24
현금 및 기타 순자산		1.05

* 이사회 결정으로 가격이 책정된 유가증권.

별첨 재무제표에 대한 주석은 본 재무제표의 중요한 일부입니다. 투자종목 명세서 및 지역별 배분의 순자산 비율은 반올림되었습니다.

Fidelity Funds

Emerging Asia Fund

현재 투자종목 명세서서 2020년 10월 31일

	국가 코드	CCY	주식 또는 명목	시가(USD)	% 순자산
공인된 주식 또는 공식 증권거래소에서 거래됨					
에너지					
Reliance Industries	IN	INR	1,863,495	51,593,470	6.11
PTT	TH	THB	13,944,088	13,838,294	1.64
Reliance Industries	IN	INR	160,460	2,557,515	0.30
				67,989,279	8.05
소재					
Asian Paints	IN	INR	503,009	14,994,528	1.78
UltraTech Cement	IN	INR	148,842	9,171,583	1.09
Skshu Paint (A)	CN	CNY	245,701	5,442,970	0.64
				29,609,081	3.51
산업재					
Airports of Thailand	TH	THB	3,638,903	6,019,814	0.71
GT Capital Holdings	PH	PHP	241,329	2,144,039	0.25
				8,163,853	0.97
정보 기술					
Tencent Holdings	CN	HKD	831,305	63,386,862	7.51
Infosys	IN	INR	2,790,652	39,869,621	4.72
Tata Consultancy Services	IN	INR	810,275	29,146,906	3.45
Foxconn Industrial Internet (A)	CN	CNY	2,239,726	4,573,931	0.54
				136,977,320	16.22
소비재					
Alibaba Group Holding ADR	CN	USD	231,988	70,443,046	8.34
Maruti Suzuki India	IN	INR	171,851	16,127,322	1.91
JD.com	CN	HKD	389,968	15,855,462	1.88
Midea Group (A)	CN	CNY	1,345,614	15,691,982	1.86
New Oriental Education & Technology Group ADR	CN	USD	91,252	14,659,554	1.74
Shenzhou International Group Holdings	CN	HKD	675,951	11,747,744	1.39
Alibaba Group Holding	CN	HKD	277,678	10,550,567	1.25
Eicher Motors	IN	INR	252,262	7,096,891	0.84
Central Retail	TH	THB	8,136,860	6,955,663	0.82
Trip.com Group ADR	CN	USD	215,218	6,150,944	0.73
MR DIY Group (M)	MY	MYR	3,902,851	1,637,562	0.19
				176,916,737	20.95
소비재					
Kweichow Moutai (A)	CN	CNY	83,709	20,898,656	2.47
CP ALL	TH	THB	8,371,234	14,410,449	1.71
China Mengniu Dairy	HK	HKD	3,010,096	14,180,231	1.68
Hindustan Unilever	IN	INR	455,047	12,711,907	1.51
Vietnam Dairy Products	VN	VND	1,653,315	7,702,278	0.91
Robinsons Retail Holdings	PH	PHP	3,400,957	4,497,133	0.53
Budweiser Brewing Co APAC	HK	HKD	1,025,833	3,023,792	0.36
Carabao Group	TH	THB	720,311	2,527,807	0.30
				79,952,253	9.47
건강					
Wuxi Biologics Cayman	CN	HKD	489,780	13,752,618	1.63
Innovent Biologics	CN	HKD	1,395,590	10,346,399	1.23
Hansoh Pharmaceutical Group	CN	HKD	1,714,842	7,673,239	0.91
Peijia Medical	CN	HKD	1,344,221	4,361,332	0.52
Hangzhou Tigermed Consulting	CN	HKD	131,158	2,105,561	0.25
InnoCare Pharma	CN	HKD	1,291,413	1,653,893	0.20
Bumrungrad Hospital	TH	THB	475,950	1,387,087	0.16
Ocumension Therapeutics	CN	HKD	578,975	1,350,576	0.16
				42,630,705	5.05
금융					
HDFC Bank	IN	INR	2,661,272	42,503,524	5.03
Housing Development Finance	IN	INR	1,490,980	38,727,803	4.59
Bank Central Asia	ID	IDR	17,385,391	34,206,045	4.05
AIA Group	HK	HKD	2,827,089	26,909,168	3.19
Ping An Insurance Group (H)	CN	HKD	1,674,036	17,277,043	2.05
Bank Rakyat Indonesia Persero	ID	IDR	57,664,407	13,040,493	1.54
China Merchants Bank (H)	CN	HKD	2,317,342	12,076,863	1.43
Axis Bank	IN	INR	1,540,999	10,214,804	1.21
HDFC Standard Life Insurance	IN	INR	1,272,267	10,114,991	1.20
Kotak Mahindra Bank	IN	INR	375,216	7,836,877	0.93
Hong Kong Exchanges and Clearing	HK	HKD	146,904	7,043,499	0.83
ICICI Lombard General Insurance	IN	INR	407,660	6,788,603	0.80
SBI Cards & Payment Services	IN	INR	381,222	4,114,408	0.49
				230,854,121	27.34
부동산					
KE Holdings ADR	CN	USD	157,673	10,997,714	1.30
SM Prime Holdings	PH	PHP	14,285,712	9,946,870	1.18
Central Pattana	TH	THB	4,496,420	5,530,767	0.65
Vincom Retail	VN	VND	809,515	883,457	0.10
				27,358,808	3.24
개방형 펀드					
Fidelity ILF - The US Dollar Fund - A-ACC-USD	IE	USD	344	6,249,240	0.74
				6,249,240	0.74
커뮤니케이션 서비스					
Converge ICT Solutions	PH	PHP	11,797,078	3,602,496	0.43
				3,602,496	0.43
증권 자격 취득 또는 기타 통제 된 시장 에서 죽음을 맞게					
주식 연계 채권					
BNP (Zhejiang Supor Cookware (A)) ELN 24/02/2023	CN	USD	787,477	8,312,437	0.98
CITI (Vincom Retail (A)) ELN 19/02/2020	VN	USD	3,138,181	3,414,027	0.40
				11,726,464	1.39
목록에 없음					
정보 기술					
Bytedance*	CN	USD	56,493	3,547,060	0.42
Sensetime Group*	CN	USD	8,542,527	3,020,637	0.36
				6,567,697	0.78
단주				1	0.00
총 투자 (비용 USD 523,289,352)				828,598,055	98.12

	CCY	기본 노출	미실현 이익 / (손실) USD	% 순자산
차액 거래 계약				
베트남 Tech. & Commercial Joint Stock Bank (MS)	USD	3,305,524	(213,335)	(0.03)
			(213,335)	(0.03)

	기본 노출 USD	미실현 이익 / (손실) USD	% 순자산
선물환 계약			
A-ACC 주식 (PLN) (헤지)			
구입 USD 판매 INR 에 0.01364 18/11/2020	1,498,459	22,969	0.00
구입 USD 판매 THB 에 0.03216 18/11/2020	269,181	665	0.00
구입 USD 판매 INR 에 0.01359 18/11/2020	35,324	431	0.00
구입 USD 판매 PHP 에 0.02066 18/11/2020	97,906	134	0.00
구입 USD 판매 INR 에 0.01348 18/11/2020	30,626	121	0.00
구입 INR 판매 USD 에 74.56300 18/11/2020	84,114	120	0.00
구입 IDR 판매 USD 에 14790.00290 18/11/2020	12,006	56	0.00
구입 INR 판매 USD 에 74.62000 18/11/2020	18,372	40	0.00
구입 THB 판매 USD 에 31.28957 18/11/2020	5,932	23	0.00
구입 THB 판매 USD 에 31.20669 18/11/2020	5,758	7	0.00
구입 THB 판매 USD 에 31.16290 18/11/2020	19,135	(5)	(0.00)
구입 CNY 판매 USD 에 6.68160 18/11/2020	7,109	(20)	(0.00)
구입 USD 판매 PHP 에 0.02058 18/11/2020	8,458	(21)	(0.00)
구입 USD 판매 CNY 에 0.14775 18/11/2020	7,134	(71)	(0.00)
구입 USD 판매 IDR 에 0.00007 18/11/2020	231,776	(546)	(0.00)
구입 USD 판매 CNY 에 0.14884 18/11/2020	240,762	(649)	(0.00)
구입 INR 판매 USD 에 73.50600 18/11/2020	52,220	(667)	(0.00)
구입 PLN 판매 USD 에 3.88304 18/11/2020	66,855	(1,282)	(0.00)
구입 PLN 판매 USD 에 3.79250 18/11/2020	53,764	(2,260)	(0.00)
구입 PLN 판매 USD 에 3.79216 18/11/2020	4,035,039	(169,999)	(0.02)
		(150,954)	(0.02)
기타 자산 및 부채		16,255,771	1.92
순자산		844,489,537	100.00

* 이사회 결정으로 가격이 책정된 유가증권.

별첨 재무제표에 대한 주석은 본 재무제표의 중요한 일부입니다. 투자종목 명세서 및 지역별 배분의 순자산 비율은 반올림되었습니다.

현재 투자종목 명세서서 2020년 10월 31일

지역별 배분

국가	국가 코드	% 순자산
중국	CN	39.77
인도	IN	35.95
홍콩	HK	6.06
태국	TH	6.00
인도네시아	ID	5.59
필리핀	PH	2.39
베트남	VN	1.42
아일랜드	IE	0.74
말레이시아	MY	0.19
현금 및 기타 순자산		1.87

Emerging Europe, Middle East and Africa Fund

현재 투자종목 명세서서 2020년 10월 31일

	국가 코드	CCY	주식 또는 명목	시가(USD)	% 순자산
공인된 주식 또는 공식 증권거래소에서 거래됨					
에너지					
Lukoil	RU	USD	328,009	16,729,598	4.44
Tatneft (Pref'd)	RU	USD	1,316,879	6,578,380	1.75
Gazprom	RU	USD	1,933,560	3,761,838	1.00
				27,069,816	7.19
유틸리티					
Inter RAO UES P	RU	USD	49,029,017	3,142,562	0.83
				3,142,562	0.83
소재					
Sibanye Stillwater	ZA	ZAR	6,112,757	17,665,874	4.69
Impala Platinum Holdings	ZA	ZAR	1,604,595	14,107,492	3.75
Endeavour Mining	MC	CAD	507,436	12,236,238	3.25
Harmony Gold Mining	ZA	ZAR	2,285,682	11,225,193	2.98
DRDGOLD	ZA	ZAR	9,929,621	10,841,486	2.88
African Rainbow Minerals	ZA	ZAR	371,567	5,206,920	1.38
Severstal	RU	USD	60,498	826,479	0.22
PPC	ZA	ZAR	11,582,293	378,023	0.10
				72,487,705	19.25
산업재					
Wizz Air Holdings	CH	GBP	119,300	4,936,220	1.31
HeadHunter Group ADR	RU	USD	103,785	2,394,324	0.64
Trellidor Holdings	ZA	ZAR	3,321,481	327,265	0.09
				7,657,809	2.03
소비재					
Naspers	ZA	ZAR	181,205	35,276,599	9.37
Foschini Group	ZA	ZAR	1,615,504	8,558,651	2.27
OPAP (A)	GR	EUR	805,493	6,498,692	1.73
Detsky Mir	RU	USD	4,435,032	6,144,515	1.63
Jumbo	GR	EUR	414,442	5,794,155	1.54
Pepkor Holdings	ZA	ZAR	7,613,555	5,602,770	1.49
Vivo Energy	GB	GBP	4,354,474	4,264,598	1.13
Famous Brands	ZA	ZAR	1,138,422	3,035,558	0.81
Mavi Giyim Sanayi Ve Ticaret	TR	TRY	480,472	2,162,004	0.57
Sun International (South Africa)	ZA	ZAR	1,523,436	1,266,501	0.34
				78,604,043	20.88
소비재					
Bid	ZA	ZAR	635,241	8,711,769	2.31
				8,711,769	2.31
금융					
Absa Group	ZA	ZAR	3,511,198	18,796,303	4.99
Sberbank of Russia	RU	USD	3,856,531	9,774,347	2.60
Sberbank of Russia Perpetual (Pref'd)	RU	USD	3,415,252	8,312,669	2.21
Guaranty Trust Bank	NG	NGN	83,730,914	7,043,860	1.87
Moneta Money Bank	CZ	CZK	2,988,532	6,770,055	1.80
Equity Group Holdings (Kenya)	KE	KES	16,782,663	5,229,157	1.39
Zenith Bank	NG	NGN	91,319,098	5,223,907	1.39
Emirates NBD	AE	AED	1,232,437	3,187,497	0.85
JSE	ZA	ZAR	153,216	1,025,606	0.27
				65,363,401	17.36
개방형 펀드					
Fidelity ILF - The US Dollar Fund - A-ACC-USD	IE	USD	460	8,360,770	2.22
				8,360,770	2.22
커뮤니케이션 서비스					
Telkom	ZA	ZAR	4,881,443	7,701,490	2.05
Safaricom	KE	KES	14,350,071	4,068,931	1.08
				11,770,421	3.13
증권 자격 취득 또는 기타 통제 된 시장 에서 죽음을 맞게					
에너지					
Lukoil ADR	RU	USD	48,300	2,466,195	0.65
Gazprom ADR	RU	USD	516,192	1,977,016	0.53
				4,443,211	1.18
소재					
Magnitogorsk Iron & Steel Works GDR	RU	USD	1,311,088	8,050,079	2.14
PhosAgro GDR	RU	USD	597,798	6,886,629	1.83
Novolipetsk Steel GDR	RU	USD	171,300	3,981,003	1.06
				18,917,711	5.02
정보 기술					
Mail.Ru Group GDR	RU	USD	358,900	9,421,126	2.50
				9,421,126	2.50
소비재					
X5 Retail Group GDR	RU	USD	160,256	5,631,385	1.50
				5,631,385	1.50
금융					
TCS Group Holding GDR	CY	USD	738,962	17,661,186	4.69
Kaspi KZ	KZ	USD	243,530	10,459,632	2.78
Emirates Wts 03/01/2022	AE	USD	3,323,920	8,596,745	2.28
Nova Ljubljanska Banka GDR	SI	EUR	634,655	4,835,706	1.28
				41,553,269	11.04
주식 연계 채권					
HSBC (Bupa Arabia For Coop. (A)) ELN 30/09/2021	SA	USD	475,821	14,539,902	3.86
				14,539,902	3.86
목록에 없음					
에너지					
Kalahari Energy*	BW	USD	242,950	2	0.00
				2	0.00
소비재					
Tiger Wheels*	ZA	ZAR	1,106,317	1	0.00
				1	0.00
단주				1	0.00
총 투자 (비용 USD 402,731,210)				377,674,904	100.30

	기본 노출 USD	미실현 이익 / (손실) USD	% 순자산
선물환 계약			
A-ACC 주식 (PLN) (헤지)			
구입 USD 판매 RUB 에 0.01293 18/11/2020	258,831	7,303	0.00
구입 USD 판매 EUR 에 1.18088 18/11/2020	43,820	581	0.00
구입 USD 판매 PLN 에 0.25712 18/11/2020	26,371	473	0.00
구입 USD 판매 PLN 에 0.25846 18/11/2020	18,212	423	0.00
구입 USD 판매 CAD 에 0.75977 18/11/2020	26,361	307	0.00
구입 ZAR 판매 USD 에 16.46934 18/11/2020	18,337	228	0.00
구입 ZAR 판매 USD 에 16.56142 18/11/2020	11,901	215	0.00
구입 USD 판매 PLN 에 0.25378 18/11/2020	20,763	98	0.00
구입 ZAR 판매 USD 에 16.42092 18/11/2020	9,658	91	0.00
구입 USD 판매 PLN 에 0.25288 18/11/2020	37,485	42	0.00
구입 USD 판매 CAD 에 0.75856 18/11/2020	1,051	11	0.00
구입 CAD 판매 USD 에 1.33241 18/11/2020	2,777	2	0.00
구입 GBP 판매 USD 에 0.77097 18/11/2020	1,038	(1)	(0.00)
구입 GBP 판매 USD 에 0.77000 18/11/2020	1,948	(5)	(0.00)
구입 ZAR 판매 USD 에 16.25431 18/11/2020	7,721	(6)	(0.00)
구입 RUB 판매 USD 에 79.43269 18/11/2020	8,768	(9)	(0.00)
구입 USD 판매 GBP 에 1.29463 18/11/2020	19,952	(15)	(0.00)
구입 EUR 판매 USD 에 0.85274 18/11/2020	3,401	(21)	(0.00)
구입 CAD 판매 USD 에 1.31138 18/11/2020	1,525	(23)	(0.00)
구입 EUR 판매 USD 에 0.84372 18/11/2020	2,015	(34)	(0.00)
구입 EUR 판매 USD 에 0.84783 18/11/2020	4,246	(51)	(0.00)
구입 RUB 판매 USD 에 78.61006 18/11/2020	4,975	(57)	(0.00)
구입 USD 판매 ZAR 에 0.06019 18/11/2020	7,727	(161)	(0.00)
구입 RUB 판매 USD 에 78.03581 18/11/2020	12,588	(234)	(0.00)
구입 RUB 판매 USD 에 76.43001 18/11/2020	9,464	(367)	(0.00)
구입 PLN 판매 USD 에 3.79250 18/11/2020	11,127	(468)	(0.00)
구입 USD 판매 ZAR 에 0.06045 18/11/2020	328,861	(5,465)	(0.00)
구입 PLN 판매 USD 에 3.79216 18/11/2020	820,166	(34,554)	(0.01)
		(31,697)	(0.01)
기타 자산 및 부채		(1,098,819)	(0.29)
순자산		376,544,388	100.00

* 이사회 결정으로 가격이 책정된 유가증권.
별첨 재무제표에 대한 주석은 본 재무제표의 중요한 일부입니다. 투자종목 명세서 및 지역별 배분의 순자산 비율은 반올림되었습니다.

현재 투자종목 명세서서 2020년 10월 31일

지역별 배분

국가	국가 코드	% 순자산
남아프리카 공화국	ZA	39.76
러시아	RU	25.52
키프로스	CY	4.69
Saudi Arabia	SA	3.86
그리스	GR	3.26
나이지리아	NG	3.26
모나코	MC	3.25
아랍 에미리트	AE	3.13
카자흐스탄	KZ	2.78
케냐	KE	2.47
아일랜드	IE	2.22
체코	CZ	1.80
스위스	CH	1.31
슬로베니아	SI	1.28
영국	GB	1.13
터키	TR	0.57
보츠와나	BW	0.00
현금 및 기타 순 부채		(0.30)

현재 투자종목 명세서서 2020년 10월 31일

	국가 코드	CCY	주식 또는 명목	시가(USD)	% 순자산
공인된 주식 또는 공식 증권거래소에서 거래됨					
소재					
Southern Copper	PE	USD	245,817	12,846,396	2.58
African Rainbow Minerals	ZA	ZAR	747,673	10,477,436	2.10
Skshu Paint (A)	CN	CNY	417,563	9,259,611	1.86
Severstal	RU	USD	577,330	7,887,044	1.58
				40,470,487	8.12
산업재					
Techtronic Industries	HK	HKD	1,412,000	18,991,035	3.81
Weichai Power (H)	CN	HKD	7,335,000	13,905,169	2.79
BOC Aviation	SG	HKD	417,100	2,581,841	0.52
				35,478,045	7.12
정보 기술					
Taiwan Semiconductor Manufacturing	TW	TWD	1,971,000	29,806,604	5.98
Tata Consultancy Services	IN	INR	499,648	17,973,138	3.61
Samsung Electronics	KR	KRW	346,321	17,400,338	3.49
MediaTek	TW	TWD	692,000	16,472,509	3.31
Advantech	TW	TWD	1,383,767	14,022,695	2.81
Tencent Holdings	CN	HKD	169,600	12,931,972	2.59
Cognizant Technology Solutions	US	USD	106,326	7,578,917	1.52
				116,186,173	23.31
소비재					
Li Ning	CN	HKD	3,908,000	20,334,878	4.08
Alibaba Group Holding ADR	CN	USD	63,319	19,226,814	3.86
Zhongsheng Group Holdings	CN	HKD	2,621,000	18,684,856	3.75
Naspers	ZA	ZAR	93,624	18,226,491	3.66
Midea Group	CN	CNY	1,334,472	15,577,864	3.13
Shenzhou International Group Holdings	CN	HKD	868,400	15,092,420	3.03
Vipshop Holdings ADR	CN	USD	370,270	7,677,548	1.54
Zhejiang Supor	CN	CNY	110,196	1,164,390	0.23
				115,985,261	23.27
소비재					
China Mengniu Dairy	HK	HKD	3,561,000	16,775,481	3.37
Clicks Group	ZA	ZAR	555,010	8,064,328	1.62
Foshan Haitian Flavouring & Food (A)	CN	CNY	198,795	4,761,352	0.96
				29,601,161	5.94
금융					
AIA Group	HK	HKD	2,388,200	22,731,674	4.56
Bank Central Asia	ID	IDR	9,156,100	18,014,779	3.61
HDFC Bank	IN	INR	1,073,413	17,143,619	3.44
Housing Development Finance	IN	INR	597,358	15,516,217	3.11
Chailease Holding	TW	TWD	1,855,750	9,038,746	1.81
HDFC Bank ADR	IN	USD	71,718	4,090,795	0.82
				86,535,830	17.36
개방형 펀드					
Fidelity ILF - The US Dollar Fund - A-ACC-USD	IE	USD	1,142	20,746,205	4.16
				20,746,205	4.16
커뮤니케이션 서비스					
Sea ADR	SG	USD	41,469	6,551,687	1.31
				6,551,687	1.31
증권 자격 취득 또는 기타 통제 된 시장 에서 죽음을 맞게					
소비재					
Lojas Renner	BR	BRL	1,090,150	7,196,450	1.44
Lojas Americanas (Pref'd)	BR	BRL	1,727,900	7,077,063	1.42
				14,273,513	2.86
소비재					
X5 Retail Group GDR	RU	USD	325,044	11,422,046	2.29
				11,422,046	2.29
금융					
Bolsa Mexicana de Valores	MX	MXN	3,828,300	7,660,202	1.54
				7,660,202	1.54
주식 연계 채권					
CITI (Foshan Haitian Flavouring (A)) ELN 19/02/2021	CN	USD	494,100	11,822,189	2.37
HSBC (Midea Group (A)) ELN 23/11/2020	CN	USD	347,573	4,053,243	0.81
UBS (Midea Group (A)) ELN 16/11/2020	CN	USD	60,372	704,032	0.14
				16,579,464	3.33

	시장 가격	% 순자산
단주	2	0.00
총 투자 (비용 USD 425,914,177)	501,490,076	100.63
기타 자산 및 부채	(3,135,020)	(0.63)
순자산	498,355,056	100.00

지역별 배분

국가	국가 코드	% 순자산
중국	CN	31.14
대만	TW	13.91
홍콩	HK	11.74
인도	IN	10.98
남아프리카 공화국	ZA	7.38
아일랜드	IE	4.16
러시아	RU	3.87
인도네시아	ID	3.61
한국	KR	3.49
브라질	BR	2.86
페루	PE	2.58
싱가포르	SG	1.83
멕시코	MX	1.54
미국	US	1.52
현금 및 기타 순 부채		(0.63)

별첨 재무제표에 대한 주석은 본 재무제표의 중요한 일부입니다. 투자종목 명세서 및 지역별 배분의 순자산 비율은 반올림되었습니다.

현재 투자종목 명세서서 2020년 10월 31일

	국가 코드	CCY	주식 또는 명목	시가(USD)	% 순자산
공인된 주식 또는 공식 증권거래소에서 거래됨					
소재					
Sibanye Stillwater	ZA	ZAR	29,328,179	84,758,460	1.59
Harmony Gold Mining	ZA	ZAR	7,679,463	37,714,554	0.71
				122,473,014	2.30
산업재					
Sany Heavy Industry (A)	CN	CNY	24,627,699	95,628,227	1.79
Techtronic Industries	HK	HKD	5,688,063	76,502,984	1.44
Weichai Power (A)	CN	CNY	21,166,226	47,865,113	0.90
Sany Heavy Industry (A)	CN	CNY	4,657,778	18,085,940	0.34
Weichai Power (A)	CN	CNY	2,601,056	5,882,006	0.11
				243,964,270	4.58
정보 기술					
Taiwan Semiconductor Manufacturing	TW	TWD	30,530,980	461,707,175	8.66
Samsung Electronics	KR	KRW	7,085,664	356,007,717	6.68
Tencent Holdings	CN	HKD	3,480,709	265,403,492	4.98
Infosys	IN	INR	8,560,572	122,303,570	2.30
SK Hynix	KR	KRW	1,552,770	110,126,254	2.07
MediaTek	TW	TWD	1,915,842	45,605,088	0.86
Infosys ADR	IN	USD	1,599,746	22,636,402	0.42
Silergy	CN	TWD	73,527	4,537,512	0.09
Largan Precision	TW	TWD	24,000	2,549,063	0.05
Cognizant Technology Solutions	US	USD	28,967	2,064,768	0.04
				1,392,941,041	26.14
소비재					
Alibaba Group Holding ADR	CN	USD	1,768,255	536,930,492	10.08
Naspers	ZA	ZAR	1,263,790	246,031,500	4.62
Zhongsheng Group Holdings	CN	HKD	31,719,569	226,125,745	4.24
Midea Group (A)	CN	CNY	11,518,205	134,320,486	2.52
adidas	DE	EUR	388,625	115,455,713	2.17
ANTA Sports Products	CN	HKD	10,034,713	111,220,263	2.09
Midea Group	CN	CNY	5,561,418	64,854,926	1.22
New Oriental Education & Technology Group ADR	CN	USD	317,399	50,990,154	0.96
DouYu International Holdings ADR	CN	USD	3,119,783	46,968,336	0.88
HUYA ADR	CN	USD	1,674,673	36,792,571	0.69
Baozun ADR	CN	USD	723,131	26,538,904	0.50
Baozun	CN	HKD	1,697,259	20,440,900	0.38
MakeMyTrip	IN	USD	971,181	17,918,292	0.34
Wuhu Sanqi Interactive Entertainment	CN	CNY	3,191,614	14,144,256	0.27
Shenzhou International Group Holdings	CN	HKD	373,900	6,498,222	0.12
Wuhu Sanqi Interactive Entertainment	CN	CNY	25,500	113,008	0.00
				1,655,343,768	31.07
소비재					
China Mengniu Dairy	HK	HKD	56,009,756	263,855,826	4.95
Kweichow Moutai	CN	CNY	300,848	75,109,616	1.41
CP ALL	TH	THB	19,663,690	33,849,561	0.64
Nongfu Spring	CN	HKD	5,817,889	26,631,692	0.50
Kweichow Moutai (A)	CN	CNY	103,009	25,717,321	0.48
Budweiser Brewing Co APAC	HK	HKD	906,700	2,672,630	0.05
				427,836,646	8.03
건강					
Innovent Biologics	CN	HKD	6,311,037	46,787,753	0.88
				46,787,753	0.88
금융					
HDFC Bank	IN	INR	15,509,415	247,702,880	4.65
AIA Group	HK	HKD	20,518,741	195,304,132	3.67
Sberbank of Russia Perpetual (Pref'd)	RU	USD	35,663,912	86,805,382	1.63
Bank Central Asia	ID	IDR	34,581,091	68,038,872	1.28
Chailease Holding	TW	TWD	13,799,910	67,214,810	1.26
HDFC Standard Life Insurance	IN	INR	5,369,020	42,685,683	0.80
ICICI Lombard General Insurance	IN	INR	2,247,331	37,423,922	0.70
Housing Development Finance	IN	INR	1,181,351	30,685,292	0.58
Axis Bank	IN	INR	4,452,238	29,512,500	0.55
Bajaj Finance	IN	INR	600,001	26,792,649	0.50
Noah Holdings ADR	CN	USD	668,445	17,546,669	0.33
HDFC Bank ADR	IN	USD	98,816	5,636,450	0.11
Shriram Transport Finance	IN	INR	188,092	1,759,101	0.03
				857,108,342	16.09
개방형 펀드					
Fidelity ILF - The US Dollar Fund - A-ACC-USD	IE	USD	3,391	61,597,930	1.16
				61,597,930	1.16
주식 연계 채권					
HSBC (Kweichow Moutai (A)) ELN 12/04/2024	CN	USD	195,112	48,711,531	0.91
HSBC (Weichai Power (A)) ELN 07/05/2021	CN	USD	8,742,726	19,770,685	0.37
HSBC (Wuhu Sanqi IA Ent (A)) ELN 16/09/2021	CN	USD	391,855	1,736,578	0.03
				70,218,794	1.32
증권 자격 취득 또는 기타 통제 된 시장 에서 죽음을 맞게					
소재					
Grupo Mexico	MX	MXN	29,744,616	84,440,844	1.58
PhosAgro GDR	RU	USD	2,552,955	29,410,041	0.55
Novolipetsk Steel GDR	RU	USD	1,109,152	25,776,689	0.48
				139,627,574	2.62
산업재					
Localiza Rent a Car	BR	BRL	7,308,192	78,138,227	1.47
				78,138,227	1.47
소비재					
X5 Retail Group GDR	RU	USD	1,032,237	36,272,802	0.68
				36,272,802	0.68
금융					
Grupo Financiero Banorte	MX	MXN	10,785,238	47,413,439	0.89
TCS Group Holding GDR	CY	USD	1,845,112	44,098,166	0.83
Kaspi KZ	KZ	USD	973,786	41,824,127	0.78
				133,335,732	2.50
주식 연계 채권					
UBS (Midea Group (A)) ELN 16/11/2020	CN	USD	681,007	7,941,602	0.15
HSBC (Midea Group (A)) ELN 23/11/2020	CN	USD	267,945	3,124,661	0.06
				11,066,263	0.21
총 투자 (비용 USD 3,664,068,312)				5,276,712,156	99.03

	기본 노출 USD	미실현 이익 / (손실) USD	% 순자산
선물환 계약			
A 주식 (USD) (헤지)			
구입 USD 판매 INR 에 0.01364 18/11/2020	302,167	4,632	0.00
구입 USD 판매 BRL 에 0.17908 18/11/2020	165,834	4,618	0.00
구입 USD 판매 RUB 에 0.01293 18/11/2020	108,514	3,062	0.00
구입 USD 판매 TWD 에 0.03525 18/11/2020	480,162	1,658	0.00
구입 USD 판매 PLN 에 0.26370 18/11/2020	22,961	1,010	0.00
구입 USD 판매 HKD 에 0.12901 18/11/2020	1,052,356	481	0.00
구입 USD 판매 MYR 에 0.24098 18/11/2020	64,085	184	0.00
구입 TWD 판매 USD 에 28.55100 18/11/2020	60,092	178	0.00
구입 USD 판매 THB 에 0.03216 18/11/2020	65,882	163	0.00
구입 USD 판매 INR 에 0.01358 18/11/2020	8,197	89	0.00
구입 USD 판매 COP 에 0.00026 18/11/2020	6,105	68	0.00
구입 USD 판매 PHP 에 0.02066 18/11/2020	27,402	38	0.00
구입 THB 판매 USD 에 31.34498 18/11/2020	6,317	35	0.00
구입 CLP 판매 USD 에 779.29950 18/11/2020	2,161	16	0.00
구입 IDR 판매 USD 에 14758.00112 18/11/2020	4,668	12	0.00
구입 USD 판매 TWD 에 0.03520 18/11/2020	5,167	10	0.00
구입 USD 판매 HKD 에 0.12902 18/11/2020	15,165	8	0.00
구입 PHP 판매 USD 에 48.55393 18/11/2020	2,560	4	0.00
구입 ZAR 판매 USD 에 16.26825 18/11/2020	16,154	1	0.00
구입 HKD 판매 USD 에 7.75376 18/11/2020	17,656	(2)	(0.00)
구입 KRW 판매 USD 에 1135.22003 18/11/2020	61,800	(13)	(0.00)
구입 KRW 판매 USD 에 1133.64937 18/11/2020	7,978	(13)	(0.00)
구입 MYR 판매 USD 에 4.14600 18/11/2020	6,416	(24)	(0.00)
구입 USD 판매 TWD 에 0.03501 18/11/2020	7,145	(25)	(0.00)
구입 PLN 판매 USD 에 3.87022 18/11/2020	2,041	(46)	(0.00)
구입 HKD 판매 USD 에 7.75130 18/11/2020	129,191	(58)	(0.00)
구입 MXN 판매 USD 에 21.08426 18/11/2020	7,195	(70)	(0.00)
구입 USD 판매 CNY 에 0.14830 18/11/2020	11,790	(74)	(0.00)
구입 USD 판매 IDR 에 0.00007 18/11/2020	46,019	(114)	(0.00)
구입 COP 판매 USD 에 3787.89824 18/11/2020	6,231	(125)	(0.00)
구입 CNY 판매 USD 에 6.67758 18/11/2020	65,578	(223)	(0.00)
구입 USD 판매 MXN 에 0.04676 18/11/2020	61,521	(277)	(0.00)
구입 INR 판매 USD 에 73.80499 18/11/2020	36,783	(322)	(0.00)
구입 BRL 판매 USD 에 5.58810 18/11/2020	16,553	(437)	(0.00)
구입 RUB 판매 USD 에 76.60671 18/11/2020	12,940	(473)	(0.00)
구입 USD 판매 CLP 에 0.00126 18/11/2020	19,477	(553)	(0.00)
구입 USD 판매 CNY 에 0.14884 18/11/2020	490,912	(1,324)	(0.00)
구입 USD 판매 ZAR 에 0.06045 18/11/2020	135,187	(2,247)	(0.00)
구입 USD 판매 KRW 에 0.00087 18/11/2020	466,573	(4,347)	(0.00)
		5,500	0.00

별첨 재무제표에 대한 주석은 본 재무제표의 중요한 일부입니다. 투자종목 명세서 및 지역별 배분의 순자산 비율은 반올림되었습니다.

현재 투자종목 명세서 2020년 10월 31일

	기본 노출 USD	미실현 이익 / (손실) USD	% 순자산
A-ACC 주식 (EUR) (헤지)			
구입 USD 판매 INR 에 0.01364 18/11/2020	7,629,293	116,946	0.00
구입 USD 판매 BRL 에 0.17908 18/11/2020	4,187,005	116,584	0.00
구입 USD 판매 RUB 에 0.01293 18/11/2020	2,739,812	77,309	0.00
구입 USD 판매 TWD 에 0.03525 18/11/2020	12,123,417	41,859	0.00
구입 USD 판매 PLN 에 0.26370 18/11/2020	579,598	25,493	0.00
구입 USD 판매 EUR 에 1.17270 18/11/2020	3,580,449	22,304	0.00
구입 USD 판매 TRY 에 0.12418 18/11/2020	298,257	14,405	0.00
구입 USD 판매 HKD 에 0.12901 18/11/2020	26,635,512	12,166	0.00
구입 USD 판매 HUF 에 0.00330 18/11/2020	170,556	6,819	0.00
구입 USD 판매 MYR 에 0.24098 18/11/2020	1,617,997	4,636	0.00
구입 USD 판매 THB 에 0.03216 18/11/2020	1,663,421	4,107	0.00
구입 ZAR 판매 USD 에 16.46934 18/11/2020	206,863	2,572	0.00
구입 USD 판매 COP 에 0.00026 18/11/2020	154,144	1,719	0.00
구입 USD 판매 CZK 에 0.04342 18/11/2020	84,541	1,341	0.00
구입 CNY 판매 USD 에 6.72560 18/11/2020	280,213	1,055	0.00
구입 KRW 판매 USD 에 1138.59999 18/11/2020	362,425	1,004	0.00
구입 USD 판매 PHP 에 0.02066 18/11/2020	691,849	956	0.00
구입 TWD 판매 USD 에 28.56600 18/11/2020	249,223	868	0.00
구입 MXN 판매 USD 에 21.47117 18/11/2020	88,598	753	0.00
구입 BRL 판매 USD 에 5.78500 18/11/2020	87,018	690	0.00
구입 CNY 판매 USD 에 6.71920 18/11/2020	229,268	644	0.00
구입 TWD 판매 USD 에 28.49100 18/11/2020	470,478	399	0.00
구입 INR 판매 USD 에 74.56300 18/11/2020	259,293	369	0.00
구입 KRW 판매 USD 에 1136.76999 18/11/2020	293,535	340	0.00
구입 MYR 판매 USD 에 4.18100 18/11/2020	67,591	314	0.00
구입 USD 판매 TWD 에 0.03520 18/11/2020	160,520	311	0.00
구입 IDR 판매 USD 에 14805.99905 18/11/2020	54,085	311	0.00
구입 THB 판매 USD 에 31.26700 18/11/2020	70,103	216	0.00
구입 USD 판매 GBP 에 1.29463 18/11/2020	33,037	(24)	(0.00)
구입 RUB 판매 USD 에 79.43270 18/11/2020	96,705	(98)	(0.00)
구입 HKD 판매 USD 에 7.75143 18/11/2020	572,952	(248)	(0.00)
구입 KRW 판매 USD 에 1133.81002 18/11/2020	211,985	(307)	(0.00)
구입 HKD 판매 USD 에 7.75188 18/11/2020	909,818	(341)	(0.00)
구입 USD 판매 IDR 에 0.00007 18/11/2020	1,161,907	(2,876)	(0.00)
구입 USD 판매 MXN 에 0.04676 18/11/2020	1,553,292	(7,002)	(0.00)
구입 USD 판매 CLP 에 0.00126 18/11/2020	491,765	(13,970)	(0.00)
구입 USD 판매 CNY 에 0.14884 18/11/2020	12,395,020	(33,421)	(0.00)
구입 USD 판매 ZAR 에 0.06045 18/11/2020	3,413,223	(56,720)	(0.00)
구입 USD 판매 KRW 에 0.00087 18/11/2020	11,705,807	(109,282)	(0.00)
구입 EUR 판매 USD 에 0.84664 18/11/2020	92,563,092	(1,230,631)	(0.02)
		(998,430)	(0.02)
A-ACC 주식 (SGD) (SGD/USD 헤지)			
구입 USD 판매 SGD 에 0.73642 18/11/2020	18,014	102	0.00
구입 SGD 판매 USD 에 1.35819 18/11/2020	22,235	(121)	(0.00)
구입 SGD 판매 USD 에 1.35709 18/11/2020	19,822	(123)	(0.00)
구입 SGD 판매 USD 에 1.35557 18/11/2020	541,838	(3,978)	(0.00)
		(4,120)	(0.00)
Y-ACC 주식 (EUR) (EUR/USD 헤지)			
구입 EUR 판매 USD 에 0.84297 18/11/2020	55,993	(984)	(0.00)
구입 EUR 판매 USD 에 0.84683 18/11/2020	1,550,373	(20,274)	(0.00)
		(21,258)	(0.00)
기타 자산 및 부채		52,731,175	0.99
순자산		5,328,425,023	100.00

지역별 배분

국가	국가 코드	% 순자산
중국	CN	37.28
인도	IN	10.98
대만	TW	10.83
홍콩	HK	10.10
한국	KR	8.75
남아프리카 공화국	ZA	6.92
러시아	RU	3.35
멕시코	MX	2.47
독일	DE	2.17
브라질	BR	1.47
인도네시아	ID	1.28
아일랜드	IE	1.16
키프로스	CY	0.83
카자흐스탄	KZ	0.78
태국	TH	0.64
미국	US	0.04
현금 및 기타 순자산		0.97

Fidelity Funds

Euro Blue Chip Fund

현재 투자종목 명세서서 2020년 10월 31일

	국가 코드	CCY	주식 또는 명목	시장 가격 EUR	% 순자산
공인된 주식 또는 공식 증권거래소에서 거래됨					
에너지					
Galp Energia SGPS	PT	EUR	558,579	3,884,355	1.27
				3,884,355	1.27
유틸리티					
Enel	IT	EUR	1,829,114	12,500,163	4.09
RWE	DE	EUR	370,911	11,791,245	3.86
				24,291,408	7.95
소재					
Linde	GB	EUR	41,187	7,751,365	2.54
Arkema	FR	EUR	82,261	6,916,476	2.26
				14,667,841	4.80
산업재					
Siemens	DE	EUR	139,172	14,014,665	4.59
Safran	FR	EUR	92,118	8,338,524	2.73
Varta	DE	EUR	62,174	6,689,885	2.19
				29,043,074	9.51
정보 기술					
Infineon Technologies	DE	EUR	568,542	13,588,144	4.45
SAP	DE	EUR	136,001	12,442,696	4.07
NXP Semiconductors	NL	USD	85,206	9,806,723	3.21
Software	DE	EUR	266,591	8,200,351	2.69
				44,037,914	14.42
소비재					
Prosus	NL	EUR	136,548	11,713,122	3.84
Porsche Automobil Holding Perpetual (Pref'd)	DE	EUR	207,438	9,542,144	3.12
Takeaway.com	NL	EUR	96,839	9,250,018	3.03
Kering	FR	EUR	17,569	9,109,349	2.98
Naspers	ZA	ZAR	34,024	5,685,390	1.86
				45,300,023	14.83
소비재					
Unilever	GB	EUR	240,674	11,684,703	3.83
				11,684,703	3.83
건강					
Sanofi	FR	EUR	172,972	13,382,808	4.38
MorphoSys	DE	EUR	85,600	7,495,114	2.45
Qiagen	NL	EUR	182,393	7,436,173	2.43
Evotec	DE	EUR	326,364	7,401,943	2.42
DiaSorin	IT	EUR	39,260	7,400,587	2.42
Grifols ADR	ES	USD	504,492	7,253,115	2.37
				50,369,740	16.49
금융					
Allianz	DE	EUR	53,325	8,055,342	2.64
Deutsche Boerse	DE	EUR	63,734	8,052,828	2.64
AXA	FR	EUR	571,218	7,882,809	2.58
Hannover Rueck	DE	EUR	60,849	7,587,898	2.48
NN Group	NL	EUR	247,077	7,397,485	2.42
				38,976,362	12.76
부동산					
Vonovia	DE	EUR	214,411	11,754,019	3.85
				11,754,019	3.85
개방형 펀드					
Fidelity ILF - The Euro Fund - A-ACC-EUR	IE	EUR	533	7,339,021	2.40
				7,339,021	2.40
커뮤니케이션 서비스					
Infrastrutture Wireless Italiane	IT	EUR	730,936	6,783,087	2.22
				6,783,087	2.22
증권 자격 취득 또는 기타 통제 된 시장 에서 죽음을 맞게					
산업재					
Ryanair Holdings	IE	EUR	802,089	9,484,707	3.11
				9,484,707	3.11
커뮤니케이션 서비스					
Cellnex Telecom	ES	EUR	264,342	14,570,550	4.77
				14,570,550	4.77

	시장 가격	% 순자산
단주	1	0.00
총 투자 (비용 EUR 308,819,103)	312,186,805	102.22

선물환 계약

	기본 노출 EUR	미실현 이익 / (손실) EUR	% 순자산
A-ACC 주식 (CZK) (헤지)			
구입 EUR 판매 CZK 에 0.03679 18/11/2020	134,422	421	0.00
구입 USD 판매 EUR 에 1.18439 18/11/2020	9,119	148	0.00
구입 USD 판매 EUR 에 1.17238 18/11/2020	11,174	67	0.00
구입 EUR 판매 USD 에 0.84668 18/11/2020	14,930	(198)	(0.00)
구입 CZK 판매 EUR 에 27.14935 18/11/2020	78,212	(332)	(0.00)
구입 EUR 판매 CZK 에 0.03649 18/11/2020	168,935	(856)	(0.00)
구입 EUR 판매 CZK 에 0.03641 18/11/2020	132,122	(956)	(0.00)
구입 EUR 판매 ZAR 에 0.05123 18/11/2020	83,969	(2,409)	(0.00)
구입 EUR 판매 USD 에 0.84705 18/11/2020	271,143	(3,475)	(0.00)
구입 CZK 판매 EUR 에 27.18042 18/11/2020	5,114,270	(15,862)	(0.01)
		(23,452)	(0.01)
A-ACC 주식 (USD) (헤지)			
구입 USD 판매 EUR 에 1.18056 18/11/2020	5,616,642	72,908	0.02
구입 ZAR 판매 EUR 에 19.10989 18/11/2020	3,946	32	0.00
구입 EUR 판매 USD 에 0.85297 18/11/2020	211,337	(1,252)	(0.00)
구입 EUR 판매 USD 에 0.84432 18/11/2020	148,357	(2,374)	(0.00)
구입 EUR 판매 ZAR 에 0.05123 18/11/2020	97,277	(2,791)	(0.00)
구입 EUR 판매 USD 에 0.84478 18/11/2020	275,176	(4,255)	(0.00)
		62,268	0.02

선물

	CCY	기본 노출	미실현 이익 / (손실) EUR	% 순자산
Euro Stoxx 50 Index Future 18/12/2020	EUR	243,691	(11,359)	(0.00)
			(11,359)	(0.00)

기타 자산 및 부채	(6,800,955)	(2.23)
순자산	305,413,307	100.00

지역별 배분

국가	국가 코드	% 순자산
독일	DE	41.46
프랑스	FR	14.94
네덜란드	NL	14.93
이탈리아	IT	8.74
스페인	ES	7.15
영국	GB	6.36
아일랜드	IE	5.51
남아프리카 공화국	ZA	1.86
포르투갈	PT	1.27
현금 및 기타 순 부채		(2.22)

별첨 재무제표에 대한 주석은 본 재무제표의 중요한 일부입니다. 투자종목 명세서 및 지역별 배분의 순자산 비율은 반올림되었습니다.

Fidelity Funds

Euro STOXX 50® Fund [2]

현재 투자종목 명세서서 2020년 10월 31일

	국가 코드	CCY	주식 또는 명목	시장 가격 EUR	% 순자산
공인된 주식 또는 공식 증권거래소에서 거래됨					
에너지					
Total	FR	EUR	177,475	4,582,405	3.11
Eni	IT	EUR	168,036	1,010,064	0.69
				5,592,469	3.80
유틸리티					
Enel	IT	EUR	519,649	3,551,281	2.41
Engie	FR	EUR	124,393	1,291,821	0.88
				4,843,102	3.29
소재					
Linde	GB	EUR	36,926	6,949,473	4.72
Air Liquide	FR	EUR	31,674	3,975,087	2.70
BASF	DE	EUR	61,440	2,891,981	1.96
				13,816,541	9.38
산업재					
Siemens	DE	EUR	50,059	5,040,941	3.42
Schneider Electric	FR	EUR	36,861	3,840,916	2.61
Vinci	FR	EUR	37,520	2,544,606	1.73
Deutsche Post	DE	EUR	65,733	2,500,483	1.70
Airbus Group	FR	EUR	38,796	2,428,242	1.65
Safran	FR	EUR	23,584	2,134,824	1.45
Kone	FI	EUR	27,123	1,853,586	1.26
				20,343,598	13.82
정보 기술					
ASML Holding	NL	EUR	28,474	8,883,888	6.03
SAP	DE	EUR	73,196	6,696,702	4.55
Adyen	NL	EUR	1,865	2,699,588	1.83
Nokia	FI	EUR	378,205	1,096,795	0.74
				19,376,973	13.16
소비재					
LVMH Moet Hennessy Louis Vuitton	FR	EUR	17,753	7,142,032	4.85
adidas	DE	EUR	12,481	3,182,655	2.16
Kering	FR	EUR	4,986	2,585,241	1.76
Prosus	NL	EUR	29,745	2,551,526	1.73
Daimler	DE	EUR	56,157	2,493,371	1.69
EssilorLuxottica	FR	EUR	19,845	2,107,539	1.43
Volkswagen (Pref'd)	DE	EUR	12,246	1,531,975	1.04
BMW	DE	EUR	21,435	1,257,806	0.85
				22,852,145	15.52
소비재					
L'Oreal	FR	EUR	16,300	4,526,510	3.07
Unilever	GB	EUR	91,761	4,454,997	3.03
Anheuser-Busch InBev	BE	EUR	56,440	2,514,966	1.71
Danone	FR	EUR	43,437	2,058,914	1.40
Pernod Ricard	FR	EUR	13,391	1,853,314	1.26
Koninklijke Ahold Delhaize	NL	EUR	73,631	1,736,955	1.18
				17,145,656	11.64
건강					
Sanofi	FR	EUR	76,306	5,903,795	4.01
Bayer	DE	EUR	65,717	2,652,338	1.80
Koninklijke Philips	NL	EUR	60,943	2,430,102	1.65
				10,986,235	7.46
금융					
Allianz	DE	EUR	27,906	4,215,480	2.86
BNP Paribas	FR	EUR	77,140	2,303,015	1.56
AXA	FR	EUR	138,374	1,909,561	1.30
Muenchener Rueckversicherungs-Gesellschaft	DE	EUR	9,372	1,881,898	1.28
Intesa Sanpaolo	IT	EUR	1,209,122	1,716,470	1.17
Deutsche Boerse	DE	EUR	12,710	1,605,909	1.09
ING Groep	NL	EUR	260,925	1,528,760	1.04
				15,161,093	10.30
부동산					
Vonovia	DE	EUR	34,337	1,882,354	1.28
				1,882,354	1.28
개방형 펀드					
Fidelity ILF - The Euro Fund - A-ACC-EUR	IE	EUR	15	211,577	0.14
				211,577	0.14
커뮤니케이션 서비스					
Deutsche Telekom	DE	EUR	216,904	2,834,935	1.93
Vivendi	FR	EUR	57,867	1,434,523	0.97
				4,269,458	2.90
증권 자격 취득 또는 기타 통제 된 시장 에서 죽음을 맞게					
유틸리티					
Iberdrola	ES	EUR	387,777	3,926,242	2.67
				3,926,242	2.67
소재					
CRH	IE	EUR	53,490	1,619,142	1.10
				1,619,142	1.10
정보 기술					
Amadeus IT Group	ES	EUR	30,135	1,235,234	0.84
				1,235,234	0.84
소비재					
Industria de Diseno Textil	ES	EUR	74,345	1,575,371	1.07
				1,575,371	1.07
금융					
Banco Santander	ES	EUR	1,111,635	1,901,785	1.29
				1,901,785	1.29
단주				(1)	(0.00)
총 투자 (비용 EUR 139,445,442)				146,738,974	99.65

	CCY	기본 노출	미실현 이익 / (손실) EUR	% 순자산
선물				
Euro Stoxx 50 Index Future 18/12/2020	EUR	707,040	(46,127)	(0.03)
			(46,127)	(0.03)
기타 자산 및 부채			560,770	0.38
순자산			147,253,617	100.00

지역별 배분

국가	국가 코드	% 순자산
프랑스	FR	35.74
독일	DE	27.62
네덜란드	NL	13.47
영국	GB	7.74
스페인	ES	5.87
이탈리아	IT	4.26
핀란드	FI	2.00
벨기에	BE	1.71
아일랜드	IE	1.24
현금 및 기타 순자산		0.35

전체 주식 목록은 6페이지에 나와 있습니다.
별첨 재무제표에 대한 주석은 본 재무제표의 중요한 일부입니다. 투자종목 명세서 및 지역별 배분의 순자산 비율은 반올림되었습니다.

European Dynamic Growth Fund

현재 투자종목 명세서서 2020년 10월 31일

	국가 코드	CCY	주식 또는 명목	시장 가격 EUR	% 순자산
공인된 주식 또는 공식 증권거래소에서 거래됨					
소재					
Koninklijke DSM (NV)	NL	EUR	571,849	78,600,609	1.45
Sika	CH	CHF	304,557	64,393,504	1.19
				142,994,113	2.64
산업재					
Experian	IE	GBP	5,935,550	185,919,052	3.44
Assa Abloy	SE	SEK	8,774,349	161,825,104	2.99
Brenntag	DE	EUR	2,128,156	116,793,217	2.16
DKSH Holding	CH	CHF	1,945,472	107,527,210	1.99
HomeServe	GB	GBP	8,739,698	107,382,814	1.99
Bunzl	GB	GBP	3,833,642	102,305,465	1.89
RELX	GB	GBP	5,439,162	92,382,413	1.71
IMCD	NL	EUR	797,268	79,296,299	1.47
Sandvik	SE	SEK	4,313,364	66,015,067	1.22
Ferguson	GB	GBP	764,834	65,670,943	1.21
Airbus Group	FR	EUR	1,046,874	65,523,824	1.21
Elis	FR	EUR	6,870,898	64,620,794	1.19
Schindler Holding	CH	CHF	258,516	56,790,075	1.05
DCC	IE	GBP	833,683	46,572,200	0.86
SGS	CH	CHF	5,805	12,458,559	0.23
				1,331,083,036	24.61
정보 기술					
SAP	DE	EUR	2,902,607	265,559,476	4.91
Ingenico Group	FR	EUR	1,482,442	183,081,552	3.38
Infineon Technologies	DE	EUR	6,649,046	158,912,206	2.94
Nexi	IT	EUR	10,832,803	142,884,672	2.64
Edenred	FR	EUR	3,326,810	133,205,458	2.46
Scout24	DE	EUR	1,889,482	130,657,668	2.42
Sage Group	GB	GBP	14,337,531	101,329,141	1.87
Software	DE	EUR	2,502,165	76,966,610	1.42
Alten	FR	EUR	851,277	58,440,174	1.08
Worldline (France)	FR	EUR	866,483	55,142,983	1.02
				1,306,179,940	24.15
소비재					
Takeaway.com	NL	EUR	1,285,977	122,836,538	2.27
Prosus	NL	EUR	1,425,505	122,279,806	2.26
LVMH Moet Hennessy Louis Vuitton	FR	EUR	276,665	111,302,485	2.06
Informa	GB	GBP	15,551,483	72,281,003	1.34
Hermes International	FR	EUR	80,049	63,959,009	1.18
				492,658,841	9.11
소비재					
British American Tobacco	GB	GBP	6,152,406	167,468,265	3.10
Swedish Match	SE	SEK	2,502,953	162,074,230	3.00
Beiersdorf	DE	EUR	1,772,955	159,388,661	2.95
JDE Peet's	NL	EUR	3,644,637	112,254,818	2.08
Imperial Brands	GB	GBP	4,071,302	55,410,342	1.02
AAK	SE	SEK	1,549,860	25,950,103	0.48
				682,546,419	12.62
건강					
Novo Nordisk	DK	DKK	5,286,958	291,597,834	5.39
Roche Holding	CH	CHF	661,086	182,537,844	3.37
Sonova Holding	CH	CHF	610,971	124,486,156	2.30
Qiagen	NL	EUR	2,694,705	109,863,124	2.03
Merck (A)	DE	EUR	842,356	107,105,583	1.98
Straumann Holdings	CH	CHF	107,026	95,849,019	1.77
Gerresheimer	DE	EUR	872,782	75,321,093	1.39
				986,760,653	18.24
금융					
Prudential	GB	GBP	6,971,783	73,086,893	1.35
Deutsche Boerse	DE	EUR	556,010	70,251,834	1.30
				143,338,727	2.65
개방형 펀드					
Fidelity ILF - The Euro Fund - A-ACC-EUR	IE	EUR	3,804	52,403,583	0.97
				52,403,583	0.97
증권 자격 취득 또는 기타 통제 된 시장 에서 죽음을 맞게					
정보 기술					
Amadeus IT Group	ES	EUR	1,428,761	58,564,907	1.08
				58,564,907	1.08
소비재					
Industria de Diseno Textil	ES	EUR	2,761,295	58,511,839	1.08
				58,511,839	1.08
건강					
Grifols	ES	EUR	6,876,350	159,462,551	2.95
				159,462,551	2.95
목록에 없음					
금융					
Banco Espirito Santo*	PT	EUR	5,821,848	58	0.00
				58	0.00
단주				(3)	(0.00)
총 투자 (비용 EUR 5,157,230,609)				5,414,504,664	100.11

	기본 노출 EUR	미실현 이익 / (손실) EUR	% 순자산
선물환 계약			
A-ACC 주식 (HUF) (헤지)			
구입 EUR 판매 HUF 에 0.00273 18/11/2020	678,734	2,420	0.00
구입 GBP 판매 EUR 에 0.90938 18/11/2020	159,009	1,737	0.00
구입 GBP 판매 EUR 에 0.90282 18/11/2020	239,694	869	0.00
구입 GBP 판매 EUR 에 0.90517 18/11/2020	80,095	500	0.00
구입 CHF 판매 EUR 에 1.07122 18/11/2020	134,986	488	0.00
구입 CHF 판매 EUR 에 1.07137 18/11/2020	64,310	241	0.00
구입 EUR 판매 DKK 에 0.13436 18/11/2020	1,238,855	183	0.00
구입 SEK 판매 EUR 에 10.40365 18/11/2020	40,582	179	0.00
구입 CHF 판매 EUR 에 1.06789 18/11/2020	121,829	60	0.00
구입 SEK 판매 EUR 에 10.36886 18/11/2020	39,204	41	0.00
구입 DKK 판매 EUR 에 7.44724 18/11/2020	39,008	19	0.00
구입 SEK 판매 EUR 에 10.30769 18/11/2020	68,667	(334)	(0.00)
구입 EUR 판매 HUF 에 0.00271 18/11/2020	827,519	(4,633)	(0.00)
구입 EUR 판매 SEK 에 0.09580 18/11/2020	1,754,590	(13,438)	(0.00)
구입 EUR 판매 CHF 에 0.92849 18/11/2020	2,959,723	(26,524)	(0.00)
구입 EUR 판매 GBP 에 1.09622 18/11/2020	4,849,182	(67,357)	(0.00)
구입 HUF 판매 EUR 에 357.32580 18/11/2020	24,075,576	(632,019)	(0.01)
		(737,568)	(0.01)
A-ACC 주식 (PLN) (헤지)			
구입 EUR 판매 PLN 에 0.21799 18/11/2020	554,585	3,216	0.00
구입 EUR 판매 PLN 에 0.21825 18/11/2020	393,268	2,741	0.00
구입 GBP 판매 EUR 에 0.90938 18/11/2020	161,099	1,760	0.00
구입 GBP 판매 EUR 에 0.90282 18/11/2020	225,184	817	0.00
구입 GBP 판매 EUR 에 0.90517 18/11/2020	105,063	656	0.00
구입 CHF 판매 EUR 에 1.07150 18/11/2020	143,070	555	0.00
구입 GBP 판매 EUR 에 0.90499 18/11/2020	70,277	425	0.00
구입 CHF 판매 EUR 에 1.07137 18/11/2020	69,444	260	0.00
구입 SEK 판매 EUR 에 10.40365 18/11/2020	51,299	226	0.00
구입 EUR 판매 DKK 에 0.13436 18/11/2020	1,101,919	163	0.00
구입 CHF 판매 EUR 에 1.07013 18/11/2020	44,668	116	0.00
구입 CHF 판매 EUR 에 1.06789 18/11/2020	110,685	55	0.00
구입 SEK 판매 EUR 에 10.37023 18/11/2020	42,053	50	0.00
구입 SEK 판매 EUR 에 10.36886 18/11/2020	42,165	44	0.00
구입 DKK 판매 EUR 에 7.44724 18/11/2020	72,215	35	0.00
구입 SEK 판매 EUR 에 10.30769 18/11/2020	46,596	(226)	(0.00)
구입 EUR 판매 PLN 에 0.21615 18/11/2020	243,547	(654)	(0.00)
구입 EUR 판매 PLN 에 0.21565 18/11/2020	739,223	(3,701)	(0.00)
구입 EUR 판매 SEK 에 0.09580 18/11/2020	1,560,654	(11,953)	(0.00)
구입 EUR 판매 CHF 에 0.92849 18/11/2020	2,632,562	(23,592)	(0.00)
구입 EUR 판매 GBP 에 1.09622 18/11/2020	4,313,138	(59,911)	(0.00)
구입 PLN 판매 EUR 에 4.47903 18/11/2020	21,337,852	(623,722)	(0.01)
		(712,640)	(0.01)
A-ACC 주식 (SGD) (헤지)			
구입 SGD 판매 EUR 에 1.59989 18/11/2020	9,545,007	50,269	0.00
구입 GBP 판매 EUR 에 0.90637 18/11/2020	106,359	806	0.00
구입 CHF 판매 EUR 에 1.07388 18/11/2020	66,674	407	0.00
구입 GBP 판매 EUR 에 0.90399 18/11/2020	65,488	323	0.00
구입 GBP 판매 EUR 에 0.90282 18/11/2020	66,569	241	0.00
구입 GBP 판매 EUR 에 0.90517 18/11/2020	26,404	165	0.00
구입 CHF 판매 EUR 에 1.06958 18/11/2020	49,645	103	0.00
구입 SEK 판매 EUR 에 10.38388 18/11/2020	40,910	102	0.00
구입 SEK 판매 EUR 에 10.40364 18/11/2020	22,877	101	0.00

* 이사회 결정으로 가격이 책정된 유가증권.

별첨 재무제표에 대한 주석은 본 재무제표의 중요한 일부입니다. 투자종목 명세서 및 지역별 배분의 순자산 비율은 반올림되었습니다.

현재 투자종목 명세서서 2020년 10월 31일

	기본 노출 EUR	미실현 이익 / (손실) EUR	% 순자산
구입 CHF 판매 EUR 에 1.07122 18/11/2020	21,564	78	0.00
구입 EUR 판매 DKK 에 0.13436 18/11/2020	493,347	73	0.00
구입 SEK 판매 EUR 에 10.37600 18/11/2020	22,417	39	0.00
구입 CHF 판매 EUR 에 1.06789 18/11/2020	34,648	17	0.00
구입 DKK 판매 EUR 에 7.44724 18/11/2020	19,135	9	0.00
구입 DKK 판매 EUR 에 7.44112 18/11/2020	16,852	(6)	(0.00)
구입 EUR 판매 SGD 에 0.62745 18/11/2020	392,771	(553)	(0.00)
구입 EUR 판매 SGD 에 0.62490 18/11/2020	270,120	(1,476)	(0.00)
구입 EUR 판매 SGD 에 0.62475 18/11/2020	283,881	(1,617)	(0.00)
구입 EUR 판매 SGD 에 0.62208 18/11/2020	266,539	(2,651)	(0.00)
구입 EUR 판매 SEK 에 0.09580 18/11/2020	698,733	(5,351)	(0.00)
구입 EUR 판매 CHF 에 0.92849 18/11/2020	1,178,605	(10,562)	(0.00)
구입 EUR 판매 GBP 에 1.09622 18/11/2020	1,931,068	(26,823)	(0.00)
		3,694	0.00
A-ACC 주식 (USD) (헤지)			
구입 USD 판매 EUR 에 1.18035 18/11/2020	270,623,205	3,463,411	0.06
구입 GBP 판매 EUR 에 0.90904 18/11/2020	1,373,211	14,477	0.00
구입 CHF 판매 EUR 에 1.07388 18/11/2020	2,131,515	13,022	0.00
구입 GBP 판매 EUR 에 0.90399 18/11/2020	1,572,699	7,752	0.00
구입 GBP 판매 EUR 에 0.90517 18/11/2020	1,226,283	7,662	0.00
구입 GBP 판매 EUR 에 0.90282 18/11/2020	1,811,774	6,572	0.00
구입 CHF 판매 EUR 에 1.07122 18/11/2020	677,822	2,452	0.00
구입 EUR 판매 DKK 에 0.13436 18/11/2020	14,024,880	2,073	0.00
구입 SEK 판매 EUR 에 10.37600 18/11/2020	1,098,265	1,906	0.00
구입 SEK 판매 EUR 에 10.40365 18/11/2020	333,768	1,470	0.00
구입 CHF 판매 EUR 에 1.07013 18/11/2020	389,673	1,009	0.00
구입 CHF 판매 EUR 에 1.06789 18/11/2020	769,646	382	0.00
구입 DKK 판매 EUR 에 7.44724 18/11/2020	596,718	288	0.00
구입 SEK 판매 EUR 에 10.30769 18/11/2020	453,933	(2,206)	(0.00)
구입 EUR 판매 USD 에 0.85153 18/11/2020	3,400,276	(25,842)	(0.00)
구입 EUR 판매 USD 에 0.85297 18/11/2020	8,243,532	(48,834)	(0.00)
구입 EUR 판매 USD 에 0.84478 18/11/2020	8,131,042	(125,740)	(0.00)
구입 EUR 판매 USD 에 0.84355 18/11/2020	7,949,565	(134,309)	(0.00)
구입 EUR 판매 SEK 에 0.09580 18/11/2020	19,863,477	(152,131)	(0.00)
구입 EUR 판매 CHF 에 0.92849 18/11/2020	33,506,394	(300,270)	(0.01)
구입 EUR 판매 GBP 에 1.09590 18/11/2020	54,896,768	(778,287)	(0.01)
		1,954,857	0.04
I-ACC 주식 (USD) (헤지)			
구입 USD 판매 EUR 에 1.18056 18/11/2020	41,624,123	540,309	0.01
구입 GBP 판매 EUR 에 0.90399 18/11/2020	358,744	1,768	0.00
구입 CHF 판매 EUR 에 1.07388 18/11/2020	270,234	1,651	0.00
구입 GBP 판매 EUR 에 0.90282 18/11/2020	283,335	1,028	0.00
구입 GBP 판매 EUR 에 0.90517 18/11/2020	104,952	656	0.00
구입 CHF 판매 EUR 에 1.07316 18/11/2020	117,038	635	0.00
구입 EUR 판매 DKK 에 0.13436 18/11/2020	2,157,530	319	0.00
구입 SEK 판매 EUR 에 10.37600 18/11/2020	134,310	233	0.00
구입 SEK 판매 EUR 에 10.40365 18/11/2020	32,700	144	0.00
구입 CHF 판매 EUR 에 1.06789 18/11/2020	117,334	58	0.00
구입 DKK 판매 EUR 에 7.44724 18/11/2020	43,546	21	0.00
구입 SEK 판매 EUR 에 10.30769 18/11/2020	58,597	(285)	(0.00)
구입 EUR 판매 USD 에 0.85297 18/11/2020	1,450,017	(8,590)	(0.00)
구입 EUR 판매 USD 에 0.84355 18/11/2020	757,056	(12,791)	(0.00)
구입 EUR 판매 USD 에 0.84478 18/11/2020	1,172,352	(18,130)	(0.00)
구입 EUR 판매 SEK 에 0.09580 18/11/2020	3,055,726	(23,403)	(0.00)
구입 EUR 판매 CHF 에 0.92849 18/11/2020	5,154,477	(46,192)	(0.00)
구입 EUR 판매 GBP 에 1.09622 18/11/2020	8,445,075	(117,305)	(0.00)
		320,126	0.01
Y-ACC 주식 (USD) (헤지)			
구입 USD 판매 EUR 에 1.18056 18/11/2020	10,364,377	134,537	0.00
구입 GBP 판매 EUR 에 0.90399 18/11/2020	105,201	519	0.00
구입 CHF 판매 EUR 에 1.07388 18/11/2020	76,824	469	0.00
구입 GBP 판매 EUR 에 0.90282 18/11/2020	65,683	238	0.00
구입 GBP 판매 EUR 에 0.90517 18/11/2020	21,874	137	0.00
구입 SEK 판매 EUR 에 10.40365 18/11/2020	19,330	85	0.00
구입 EUR 판매 DKK 에 0.13436 18/11/2020	537,223	79	0.00
구입 SEK 판매 EUR 에 10.37600 18/11/2020	39,196	68	0.00
구입 CHF 판매 EUR 에 1.07013 18/11/2020	25,885	67	0.00
구입 CHF 판매 EUR 에 1.06789 18/11/2020	27,063	13	0.00
구입 DKK 판매 EUR 에 7.44724 18/11/2020	12,689	6	0.00
구입 EUR 판매 USD 에 0.85297 18/11/2020	295,340	(1,750)	(0.00)
구입 EUR 판매 USD 에 0.85153 18/11/2020	314,389	(2,389)	(0.00)
구입 EUR 판매 USD 에 0.84355 18/11/2020	265,824	(4,491)	(0.00)
구입 EUR 판매 SEK 에 0.09580 18/11/2020	760,878	(5,827)	(0.00)
구입 EUR 판매 CHF 에 0.92849 18/11/2020	1,283,443	(11,502)	(0.00)
구입 EUR 판매 GBP 에 1.09622 18/11/2020	2,102,820	(29,209)	(0.00)
		81,050	0.00
기타 자산 및 부채		(6,632,682)	(0.12)

	시장 가격 EUR	% 순자산
순자산	5,408,781,501	100.00

지역별 배분

국가	국가 코드	% 순자산
독일	DE	21.46
영국	GB	15.48
프랑스	FR	13.59
스위스	CH	11.91
네덜란드	NL	11.56
스웨덴	SE	7.69
덴마크	DK	5.39
아일랜드	IE	5.27
스페인	ES	5.11
이탈리아	IT	2.64
포르투갈	PT	0.00
현금 및 기타 순 부채		(0.09)

현재 투자종목 명세서서 2020년 10월 31일

	국가 코드	CCY	주식 또는 명목	시장 가격 EUR	% 순자산
공인된 주식 또는 공식 증권거래소에서 거래됨					
에너지					
Royal Dutch Shell (B)	NL	GBP	11,446,460	118,239,613	2.09
John Wood Group	GB	GBP	23,992,927	56,584,827	1.00
Equinor	NO	NOK	5,138,821	56,084,297	0.99
Royal Dutch Shell (A) (NL)	NL	EUR	1,621,690	17,650,469	0.31
				248,559,206	4.40
유틸리티					
National Grid	GB	GBP	14,906,279	152,321,372	2.69
Engie	FR	EUR	7,813,415	81,142,318	1.44
				233,463,690	4.13
소재					
Arcelormittal	LU	EUR	6,226,641	72,552,815	1.28
				72,552,815	1.28
산업재					
Wolters Kluwer	NL	EUR	2,798,118	194,693,085	3.44
SKF	SE	SEK	9,101,342	160,122,168	2.83
Siemens	DE	EUR	1,119,669	112,750,662	1.99
Meggitt	GB	GBP	24,221,335	73,606,098	1.30
Wizz Air Holdings	CH	GBP	869,452	30,878,529	0.55
RELX	GB	EUR	1,808,083	30,746,448	0.54
Siemens Energy	DE	EUR	276,437	5,197,007	0.09
				607,993,997	10.75
정보 기술					
SAP	DE	EUR	2,545,893	232,923,792	4.12
Capgemini	FR	EUR	1,143,808	113,397,159	2.01
Sage Group	GB	GBP	12,813,223	90,556,237	1.60
				436,877,188	7.73
소비재					
Prosus	NL	EUR	2,459,677	210,991,063	3.73
Publicis Groupe	FR	EUR	6,974,112	207,828,551	3.68
Takeaway.com	NL	EUR	1,151,656	110,006,192	1.95
Puma	DE	EUR	1,354,092	101,611,061	1.80
EssilorLuxottica	FR	EUR	276,626	29,377,668	0.52
				659,814,535	11.67
소비재					
Unilever	GB	EUR	3,505,276	170,181,128	3.01
Beiersdorf	DE	EUR	1,780,367	160,054,995	2.83
British American Tobacco	GB	GBP	4,654,662	126,699,730	2.24
L'Oreal	FR	EUR	428,256	118,926,696	2.10
Nestle	CH	CHF	1,220,630	117,891,928	2.09
Associated British Foods	GB	GBP	5,530,361	104,385,304	1.85
Swedish Match	SE	SEK	1,600,413	103,631,862	1.83
Imperial Brands	GB	GBP	7,493,963	101,992,687	1.80
Unilever	GB	GBP	1,752,314	85,809,479	1.52
Koninklijke Ahold Delhaize	NL	EUR	2,390,168	56,384,054	1.00
Tesco	GB	GBP	20,955,150	47,882,708	0.85
Coca-Cola European Partners	GB	USD	1,388,511	42,332,877	0.75
				1,236,173,448	21.87
건강					
Roche Holding	CH	CHF	1,094,695	302,265,372	5.35
Sanofi	FR	EUR	3,666,484	283,675,876	5.02
Koninklijke Philips	NL	EUR	4,817,623	192,102,717	3.40
Fresenius Medical Care	DE	EUR	2,506,303	164,363,351	2.91
Novo Nordisk	DK	DKK	1,162,363	64,109,193	1.13
Bayer	DE	EUR	1,022,982	41,287,567	0.73
Grifols ADR	ES	USD	2,305,847	33,151,319	0.59
Sonova Holding	CH	CHF	134,498	27,404,237	0.48
				1,108,359,632	19.61
금융					
Legal & General Group	GB	GBP	70,971,095	145,834,262	2.58
Prudential	GB	GBP	11,906,539	124,819,142	2.21
AXA	FR	EUR	8,675,734	119,725,129	2.12
DNB	NO	NOK	8,316,903	96,346,563	1.70
Barclays	GB	GBP	70,755,912	83,836,480	1.48
ABN AMRO Group	NL	EUR	9,845,729	69,373,007	1.23
Muenchener Rueckversicherungs-Gesellschaft	DE	EUR	309,797	62,207,240	1.10
				702,141,823	12.42
개방형 펀드					
Fidelity ILF - The Euro Fund - A-ACC-EUR	IE	EUR	8,970	123,561,879	2.19
				123,561,879	2.19
커뮤니케이션 서비스					
Swisscom	CH	CHF	77,811	33,989,633	0.60
				33,989,633	0.60
증권 자격 취득 또는 기타 통제 된 시장 에서 죽음을 맞게					
산업재					
Ryanair Holdings	IE	EUR	2,661,982	31,477,941	0.56
Ferrovial	ES	EUR	1,595,969	29,645,132	0.52
				61,123,073	1.08
정보 기술					
Amadeus IT Group	ES	EUR	307,825	12,617,755	0.22
				12,617,755	0.22
소비재					
Industria de Diseno Textil	ES	EUR	4,928,443	104,433,706	1.85
				104,433,706	1.85
총 투자 (비용 EUR 6,385,666,357)				5,641,662,380	99.79

	기본 노출 EUR	미실현 이익 / (손실) EUR	% 순자산
선물환 계약			
A-ACC 주식 (USD) (헤지)			
구입 USD 판매 EUR 에 1.18056 18/11/2020	83,054,272	1,078,100	0.02
구입 EUR 판매 NOK 에 0.09162 18/11/2020	2,347,271	43,076	0.00
구입 GBP 판매 EUR 에 0.90517 18/11/2020	740,078	4,624	0.00
구입 GBP 판매 EUR 에 0.90904 18/11/2020	388,763	4,099	0.00
구입 GBP 판매 EUR 에 0.90399 18/11/2020	497,794	2,454	0.00
구입 CHF 판매 EUR 에 1.07388 18/11/2020	365,868	2,235	0.00
구입 GBP 판매 EUR 에 0.90282 18/11/2020	354,446	1,286	0.00
구입 SEK 판매 EUR 에 10.40365 18/11/2020	129,532	570	0.00
구입 EUR 판매 DKK 에 0.13436 18/11/2020	942,307	139	0.00
구입 CHF 판매 EUR 에 1.06789 18/11/2020	40,641	20	0.00
구입 DKK 판매 EUR 에 7.44724 18/11/2020	18,678	9	0.00
구입 EUR 판매 SEK 에 0.09653 18/11/2020	142,373	(21)	(0.00)
구입 EUR 판매 GBP 에 1.11017 18/11/2020	228,669	(306)	(0.00)
구입 NOK 판매 EUR 에 11.08075 18/11/2020	152,905	(462)	(0.00)
구입 SEK 판매 EUR 에 10.30769 18/11/2020	200,743	(976)	(0.00)
구입 EUR 판매 GBP 에 1.10522 18/11/2020	575,841	(3,336)	(0.00)
구입 EUR 판매 USD 에 0.85153 18/11/2020	859,164	(6,530)	(0.00)
구입 EUR 판매 USD 에 0.85297 18/11/2020	2,433,855	(14,418)	(0.00)
구입 EUR 판매 SEK 에 0.09580 18/11/2020	4,024,230	(30,821)	(0.00)
구입 EUR 판매 USD 에 0.84478 18/11/2020	2,063,951	(31,917)	(0.00)
구입 EUR 판매 CHF 에 0.92849 18/11/2020	7,139,742	(63,983)	(0.00)
구입 EUR 판매 GBP 에 1.09622 18/11/2020	19,955,670	(277,191)	(0.00)
		706,651	0.01

	CCY	기본 노출	미실현 이익 / (손실) EUR	% 순자산
선물				
FTSE 100 Index Future 18/12/2020	GBP	945,795	(82,170)	(0.00)
Euro Stoxx 50 Index Future 18/12/2020	EUR	1,473,000	(180,208)	(0.00)
			(262,378)	(0.00)
기타 자산 및 부채			11,188,559	0.20
순자산			5,653,295,212	100.00

별첨 재무제표에 대한 주석은 본 재무제표의 중요한 일부입니다. 투자종목 명세서 및 지역별 배분의 순자산 비율은 반올림되었습니다.

현재 투자종목 명세서서 2020년 10월 31일

지역별 배분

국가	국가 코드	% 순자산
영국	GB	25.43
네덜란드	NL	17.15
프랑스	FR	16.88
독일	DE	15.57
스위스	CH	9.06
스웨덴	SE	4.67
스페인	ES	3.18
아일랜드	IE	2.74
노르웨이	NO	2.70
룩셈부르크	LU	1.28
덴마크	DK	1.13
현금 및 기타 순자산		0.22

Fidelity Funds

European Larger Companies Fund [3,4,5]

현재 투자종목 명세서서 2020년 10월 31일

	국가 코드	CCY	주식 또는 명목	시장 가격 EUR	% 순자산
공인된 주식 또는 공식 증권거래소에서 거래됨					
에너지					
Royal Dutch Shell (B)	NL	GBP	1,431,979	14,792,049	2.09
John Wood Group	GB	GBP	3,020,508	7,123,553	1.00
Equinor	NO	NOK	646,933	7,060,521	1.00
Royal Dutch Shell (A) (NL)	NL	EUR	212,507	2,312,928	0.33
				31,289,051	4.41
유틸리티					
National Grid	GB	GBP	1,875,282	19,162,769	2.70
Engie	FR	EUR	982,766	10,206,028	1.44
				29,368,797	4.14
소재					
Arcelormittal	LU	EUR	803,789	9,365,750	1.32
				9,365,750	1.32
산업재					
Wolters Kluwer	NL	EUR	350,900	24,415,645	3.44
SKF	SE	SEK	1,143,011	20,109,267	2.83
Siemens	DE	EUR	140,844	14,183,000	2.00
Meggitt	GB	GBP	3,046,834	9,259,008	1.31
Wizz Air Holdings	CH	GBP	111,732	3,968,159	0.56
RELX	GB	EUR	232,176	3,948,157	0.56
Siemens Energy	DE	EUR	35,569	668,698	0.09
				76,551,934	10.79
정보 기술					
SAP	DE	EUR	320,421	29,315,301	4.13
Capgemini	FR	EUR	145,653	14,439,991	2.04
Sage Group	GB	GBP	1,612,863	11,398,755	1.61
				55,154,047	7.78
소비재					
Prosus	NL	EUR	309,340	26,535,178	3.74
Publicis Groupe	FR	EUR	877,200	26,140,546	3.69
Takeaway.com	NL	EUR	146,374	13,981,672	1.97
Puma	DE	EUR	172,473	12,942,381	1.82
EssilorLuxottica	FR	EUR	34,801	3,695,861	0.52
				83,295,638	11.74
소비재					
Unilever	GB	EUR	440,931	21,407,203	3.02
Beiersdorf	DE	EUR	224,011	20,138,613	2.84
British American Tobacco	GB	GBP	585,983	15,950,424	2.25
L'Oreal	FR	EUR	53,871	14,959,862	2.11
Nestle	CH	CHF	153,580	14,833,244	2.09
Associated British Foods	GB	GBP	695,838	13,133,913	1.85
Swedish Match	SE	SEK	201,416	13,042,306	1.84
Imperial Brands	GB	GBP	943,307	12,838,395	1.81
Unilever	GB	GBP	220,589	10,802,057	1.52
Koninklijke Ahold Delhaize	NL	EUR	304,761	7,189,310	1.01
Tesco	GB	GBP	2,636,608	6,024,674	0.85
Coca-Cola European Partners	GB	USD	177,120	5,400,042	0.76
				155,720,043	21.95
건강					
Roche Holding	CH	CHF	136,446	37,675,221	5.31
Sanofi	FR	EUR	461,559	35,710,814	5.03
Koninklijke Philips	NL	EUR	605,962	24,162,722	3.41
Fresenius Medical Care	DE	EUR	315,509	20,691,084	2.92
Novo Nordisk	DK	DKK	146,284	8,068,167	1.14
Bayer	DE	EUR	130,632	5,272,290	0.74
Grifols ADR	ES	USD	295,545	4,249,073	0.60
Sonova Holding	CH	CHF	17,282	3,521,223	0.50
				139,350,594	19.65
금융					
Legal & General Group	GB	GBP	8,929,484	18,348,663	2.59
Prudential	GB	GBP	1,513,435	15,865,706	2.24
AXA	FR	EUR	1,092,341	15,074,302	2.13
DNB	NO	NOK	1,045,970	12,116,959	1.71
Barclays	GB	GBP	8,907,313	10,553,998	1.49
ABN AMRO Group	NL	EUR	1,238,795	8,728,548	1.23
Muenchener Rueckversicherungs-Gesellschaft	DE	EUR	38,999	7,830,909	1.10
				88,519,085	12.48

	국가 코드	CCY	주식 또는 명목	시장 가격 EUR	% 순자산
개방형 펀드					
Fidelity ILF - The Euro Fund - A-ACC-EUR	IE	EUR	937	12,913,616	1.82
				12,913,616	1.82
커뮤니케이션 서비스					
Swisscom	CH	CHF	9,991	4,364,499	0.62
				4,364,499	0.62
증권 자격 취득 또는 기타 통제 된 시장 에서 죽음을 맞게					
산업재					
Ryanair Holdings	IE	EUR	342,519	4,050,285	0.57
Ferrovial	ES	EUR	203,609	3,782,038	0.53
				7,832,323	1.10
정보 기술					
Amadeus IT Group	ES	EUR	40,427	1,657,097	0.23
				1,657,097	0.23
소비재					
Industria de Diseno Textil	ES	EUR	623,125	13,204,021	1.86
				13,204,021	1.86
총 투자 (비용 EUR 824,483,396)				708,586,495	99.90

	기본 노출 EUR	미실현 이익 / (손실) EUR	% 순자산
선물환 계약			
I-ACC 주식 (SGD) (SGD/EUR 헤지)			
구입 SGD 판매 EUR 에 1.60015 18/11/2020	190,542,137	1,034,150	0.15
구입 EUR 판매 SGD 에 0.62475 18/11/2020	7,100,982	(40,445)	(0.01)
구입 EUR 판매 SGD 에 0.62172 18/11/2020	5,484,784	(57,751)	(0.01)
		935,954	0.13
Y-ACC 주식 (USD) (헤지)			
구입 USD 판매 EUR 에 1.18056 18/11/2020	641,558	8,328	0.00
구입 EUR 판매 NOK 에 0.09162 18/11/2020	18,319	336	0.00
구입 GBP 판매 EUR 에 0.90518 18/11/2020	9,059	57	0.00
구입 GBP 판매 EUR 에 0.90904 18/11/2020	5,060	53	0.00
구입 GBP 판매 EUR 에 0.90399 18/11/2020	3,429	17	0.00
구입 CHF 판매 EUR 에 1.07388 18/11/2020	2,700	17	0.00
구입 GBP 판매 EUR 에 0.90282 18/11/2020	2,548	9	0.00
구입 SEK 판매 EUR 에 10.40358 18/11/2020	740	3	0.00
구입 SEK 판매 EUR 에 10.37603 18/11/2020	1,889	3	0.00
구입 CHF 판매 EUR 에 1.06789 18/11/2020	1,592	1	0.00
구입 NOK 판매 EUR 에 11.08067 18/11/2020	496	(2)	(0.00)
구입 EUR 판매 GBP 에 1.11018 18/11/2020	1,445	(2)	(0.00)
구입 NOK 판매 EUR 에 10.96527 18/11/2020	1,240	(17)	(0.00)
구입 EUR 판매 GBP 에 1.10522 18/11/2020	4,113	(24)	(0.00)
구입 EUR 판매 USD 에 0.85297 18/11/2020	18,791	(111)	(0.00)
구입 EUR 판매 USD 에 0.84355 18/11/2020	10,125	(171)	(0.00)
구입 EUR 판매 USD 에 0.85153 18/11/2020	29,603	(225)	(0.00)
구입 EUR 판매 SEK 에 0.09580 18/11/2020	31,531	(241)	(0.00)
구입 EUR 판매 CHF 에 0.92849 18/11/2020	54,340	(487)	(0.00)
구입 EUR 판매 GBP 에 1.09622 18/11/2020	155,966	(2,166)	(0.00)
		5,378	0.00
기타 자산 및 부채		(197,700)	(0.03)
순자산		709,330,127	100.00

전체 주석 목록은 6페이지에 나와 있습니다.
별첨 재무제표에 대한 주석은 본 재무제표의 중요한 일부입니다. 투자종목 명세서 및 지역별 배분의 순자산 비율은 반올림되었습니다.

European Larger Companies Fund [3,4,5] - 계속

현재 투자종목 명세서서 2020년 10월 31일

지역별 배분

국가	국가 코드	% 순자산
영국	GB	25.55
네덜란드	NL	17.22
프랑스	FR	16.95
독일	DE	15.65
스위스	CH	9.07
스웨덴	SE	4.67
스페인	ES	3.23
노르웨이	NO	2.70
아일랜드	IE	2.39
룩셈부르크	LU	1.32
덴마크	DK	1.14
현금 및 기타 순자산		0.10

European Smaller Companies Fund

현재 투자종목 명세서서 2020년 10월 31일

공인된 주식 또는 공식 증권거래소에서 거래됨

	국가 코드	CCY	주식 또는 명목	시장 가격 EUR	% 순자산
에너지					
Diversified Gas & Oil	US	GBP	3,994,922	4,966,222	0.62
Jadestone Energy	SG	GBP	7,091,844	3,627,380	0.45
SBM Offshore	NL	EUR	239,198	3,310,494	0.41
Cairn Energy	GB	GBP	1,160,561	1,793,737	0.22
Kosmos Energy	US	GBP	1,582,852	1,447,612	0.18
CGG	FR	EUR	2,465,757	1,182,577	0.15
Reabold Resources	GB	GBP	175,273,936	1,140,117	0.14
International Petroleum	CA	SEK	659,691	896,256	0.11
Longboat Energy	GB	GBP	701,346	686,263	0.09
				19,050,658	2.36
유틸리티					
Italgas	IT	EUR	1,583,613	7,857,890	0.97
ContourGlobal	GB	GBP	1,813,039	3,906,942	0.48
Terna Energy	GR	EUR	229,210	2,622,162	0.32
Rubis	FR	EUR	87,880	2,476,446	0.31
				16,863,440	2.09
소재					
Kenmare Resources	IE	GBP	4,505,377	14,527,980	1.80
Endeavour Mining	MC	CAD	444,623	9,202,681	1.14
SIG Combibloc Group	CH	CHF	475,349	8,393,925	1.04
Boliden (B)	SE	SEK	289,292	6,793,555	0.84
Aluflexpack	CH	CHF	246,111	5,879,124	0.73
Synthomer	GB	GBP	1,313,248	5,508,007	0.68
Huhtamaki	FI	EUR	130,729	5,480,149	0.68
Wienerberger	AT	EUR	249,935	5,413,599	0.67
Base Resources	AU	AUD	37,352,131	5,297,172	0.66
Essentra	GB	GBP	1,846,659	5,063,559	0.63
Rhi Magnesita	AT	GBP	173,562	4,940,503	0.61
Verallia	FR	EUR	202,122	4,830,706	0.60
Accsys Technologies	GB	GBP	3,906,350	4,017,806	0.50
Elementis	GB	GBP	4,423,656	3,659,573	0.45
Robertet	FR	EUR	3,219	3,058,050	0.38
Tharisa	CY	ZAR	3,679,048	3,012,241	0.37
Nabaltec	DE	EUR	98,371	1,957,574	0.24
Sylvania Platinum	ZA	GBP	2,186,342	1,560,735	0.19
Adriatic Metals	GB	GBP	1,188,855	1,500,379	0.19
Shanta Gold	GB	GBP	7,355,633	1,230,928	0.15
				101,328,246	12.56
산업재					
Balfour Beatty	GB	GBP	5,163,919	12,264,695	1.52
Aalberts	NL	EUR	371,543	10,715,287	1.33
GlobalData	GB	GBP	551,326	9,655,286	1.20
Varta	DE	EUR	72,476	7,798,458	0.97
JTC	GB	GBP	1,210,033	7,238,617	0.90
DCC	IE	GBP	118,542	6,622,109	0.82
Clarkson	GB	GBP	269,526	6,023,834	0.75
DKSH Holding	CH	CHF	105,442	5,827,857	0.72
Alpha Financial Markets Consulting	GB	GBP	2,345,732	5,607,805	0.69
Caverion	FI	EUR	986,132	5,551,925	0.69
Morgan Advanced Materials	GB	GBP	1,943,982	5,403,914	0.67
Wizz Air Holdings	CH	GBP	145,256	5,158,745	0.64
Inspired Energy	GB	GBP	35,705,242	5,061,955	0.63
John Laing Group	GB	GBP	1,423,310	4,453,482	0.55
LISI	FR	EUR	275,759	3,827,540	0.47
Uponor	FI	EUR	194,763	3,120,103	0.39
Diploma	GB	GBP	107,801	2,668,235	0.33
Simplybiz Group	GB	GBP	1,682,630	2,581,926	0.32
Elis	FR	EUR	273,229	2,569,719	0.32
Concentric (B)	GB	SEK	177,094	2,520,571	0.31
Augean	GB	GBP	1,201,356	2,404,475	0.30
Rexel	FR	EUR	255,894	2,310,211	0.29
RBG Holdings	GB	GBP	1,830,122	1,251,501	0.16
Senior	GB	GBP	1,896,282	1,155,472	0.14
				121,793,722	15.09
정보 기술					
Software	DE	EUR	294,354	9,054,323	1.12
SDL	GB	GBP	1,102,178	8,456,234	1.05
AIXTRON	DE	EUR	872,215	8,437,808	1.05
Aptitude Software Group	GB	GBP	1,559,399	8,322,900	1.03
Lectra	FR	EUR	297,204	5,866,807	0.73
Spectris	GB	GBP	194,300	5,349,332	0.66
Softcat	GB	GBP	392,839	4,914,091	0.61
Atea	NO	NOK	492,068	4,889,787	0.61
Dialog Semiconductor	GB	EUR	130,683	4,283,775	0.53
Esker	FR	EUR	28,830	4,122,690	0.51
Alten	FR	EUR	54,543	3,744,380	0.46
Sopra Steria Group	FR	EUR	33,468	3,413,779	0.42
Karnov Group (B)	SE	SEK	496,556	2,632,317	0.33
Barco	BE	EUR	190,882	2,568,317	0.32
Datalogic	IT	EUR	195,974	1,938,183	0.24
accesso Technology Group	GB	GBP	600,223	1,835,361	0.23
Shearwater Group	GB	GBP	620,771	993,963	0.12
				80,824,047	10.02
소비재					
Future	GB	GBP	492,213	10,858,525	1.35
D'ieteren	BE	EUR	218,202	9,393,602	1.16
Shop Apotheke Europe	NL	EUR	64,725	9,216,824	1.14
4imprint Group	GB	GBP	392,804	9,041,119	1.12
Basic-Fit	NL	EUR	424,303	8,825,510	1.09
Nokian Renkaat	FI	EUR	319,475	8,430,941	1.04
Vistry Group	GB	GBP	1,306,609	7,918,050	0.98
Team17 Group	GB	GBP	901,998	7,120,981	0.88
Boozt	SE	SEK	473,096	6,569,092	0.81
Kendrion	NL	EUR	414,431	6,382,242	0.79
Gym Group	GB	GBP	3,751,158	5,755,997	0.71
Autoliv	SE	USD	86,008	5,613,548	0.70
Watches of Switzerland Group	GB	GBP	1,267,628	5,567,563	0.69
Coats Group	GB	GBP	8,606,936	5,435,919	0.67
Takeaway.com	NL	EUR	55,965	5,345,747	0.66
HelloFresh	DE	EUR	104,000	4,775,664	0.59
Cairn Homes	IE	EUR	5,974,212	4,689,757	0.58
Musti Group	FI	EUR	218,136	4,290,741	0.53
Vivo Energy	GB	GBP	4,299,579	3,614,297	0.45
THG Holding	GB	GBP	489,000	3,586,459	0.44
Sanoma	FI	EUR	266,657	3,370,544	0.42
On the Beach Group	GB	GBP	1,390,834	3,324,986	0.41
Puma	DE	EUR	41,668	3,126,767	0.39
Nacon SA (A)	FR	EUR	410,844	2,884,125	0.36
Technogym	IT	EUR	420,144	2,680,519	0.33
ScS Group	GB	GBP	1,252,405	2,659,831	0.33
Bygghemma Group First	SE	SEK	196,241	2,633,918	0.33
Takkt	DE	EUR	287,632	2,617,451	0.32
Forbo Holding	CH	CHF	1,990	2,613,621	0.32
Headlam Group	GB	GBP	882,837	2,611,190	0.32
Redrow	GB	GBP	535,437	2,474,344	0.31
Hostelworld Group	IE	GBP	2,206,335	1,226,641	0.15
				164,656,515	20.40
소비재					
Britvic	GB	GBP	1,044,501	8,571,192	1.06
Royal Unibrew	DK	DKK	80,612	6,759,823	0.84
Bakkafrost	FO	NOK	52,625	2,576,838	0.32
C&C Group	IE	GBP	1,422,628	2,559,446	0.32
Scandi Standard	SE	SEK	424,184	2,469,842	0.31
				22,937,141	2.84
건강					
Nexus	DE	EUR	239,126	11,430,223	1.42
LivaNova	GB	USD	170,289	7,316,987	0.91
MorphoSys	DE	EUR	69,542	6,089,135	0.75
Renalytix AI	US	GBP	1,149,826	5,817,275	0.72
Craneware	GB	GBP	331,090	5,724,701	0.71
Korian	FR	EUR	227,067	5,490,473	0.68
Evotec	DE	EUR	214,866	4,873,162	0.60
Creo Medical Group	GB	GBP	2,464,925	4,056,407	0.50
PureTech Health	US	GBP	1,310,136	3,780,331	0.47
Ultimovacs	NO	NOK	709,177	3,127,856	0.39
Indivior	GB	GBP	2,517,187	3,087,216	0.38
Angle	GB	GBP	6,068,472	3,002,724	0.37
Medios	DE	EUR	103,486	2,752,728	0.34
Bavarian Nordic	DK	DKK	114,588	2,606,204	0.32
Freeline Therapeutics Holdings ADR	GB	USD	108,087	1,629,121	0.20
Yourgene Health	GB	GBP	7,610,573	1,396,296	0.17
ProQR Therapeutics	NL	USD	331,204	1,054,690	0.13
Polarean Imaging	US	GBP	1,085,000	904,830	0.11
				74,140,359	9.19
금융					
VZ Holding	CH	CHF	234,073	16,862,384	2.09
Banca Generali	IT	EUR	397,907	9,708,927	1.20
Intermediate Capital Group	GB	GBP	629,647	8,198,416	1.02
Draper Esprit	GB	GBP	1,060,452	7,145,620	0.89
Vienna Ins. Group Wiener Versicherung Gruppe	AT	EUR	346,679	6,039,156	0.75
IG Group Holdings	GB	GBP	667,388	5,647,278	0.70
ASR Nederland	NL	EUR	214,242	5,591,721	0.69
Van Lanschot Kempen	NL	EUR	314,077	5,402,127	0.67
Quilter	GB	GBP	3,918,154	5,323,887	0.66
Euronext	NL	EUR	54,931	4,919,098	0.61

* 이사회 결정으로 가격이 책정된 유가증권.

별첨 재무제표에 대한 주석은 본 재무제표의 중요한 일부입니다. 투자종목 명세서 및 지역별 배분의 순자산 비율은 반올림되었습니다.

현재 투자종목 명세서서 2020년 10월 31일

	국가 코드	CCY	주식 또는 명목	시장 가격 EUR순	% 자산
Alpha FX Group	GB	GBP	320,681	3,744,024	0.46
KBC Ancora	BE	EUR	144,619	3,514,250	0.44
Provident Financial	GB	GBP	1,290,520	3,343,465	0.41
Polar Capital Holdings	GB	GBP	519,649	2,958,395	0.37
Sparebanken Vest	NO	NOK	410,287	2,249,060	0.28
Xtrackers Euro Stoxx 50 UCITS ETF	LU	EUR	26,894	1,201,361	0.15
				91,849,169	11.38
부동산					
ADO Properties (A)	DE	EUR	486,258	10,493,451	1.30
Shurgard Self Storage	LU	EUR	220,406	8,066,878	1.00
Urban & Civic	GB	GBP	2,511,097	5,723,918	0.71
Urban Logistics REIT	GB	GBP	2,201,936	3,354,295	0.42
Patrizia	DE	EUR	124,833	2,439,237	0.30
				30,077,779	3.73
폐쇄형 펀드					
Oakley Capital Investments Fund	BM	GBP	3,802,581	10,760,746	1.33
Gemfields Group	GB	ZAR	17,701,388	1,169,554	0.14
				11,930,300	1.48
개방형 펀드					
Fidelity ILF - The Euro Fund - A-ACC-EUR	IE	EUR	141	1,947,555	0.24
				1,947,555	0.24
커뮤니케이션 서비스					
Infrastrutture Wireless Italiane	IT	EUR	682,739	6,335,819	0.79
Pebble Group	GB	GBP	6,079,681	4,799,712	0.59
NOS SGPS	PT	EUR	1,468,277	4,328,481	0.54
CTS Eventim	DE	EUR	103,789	3,948,134	0.49
Tele2	SE	SEK	381,755	3,890,811	0.48
Hellenic Telecommunications Organization	GR	EUR	231,263	2,641,023	0.33
				25,943,980	3.21
증권 자격 취득 또는 기타 통제 된 시장 에서 죽음을 맞게					
소재					
Vidrala	ES	EUR	70,895	5,813,413	0.72
Vidrala (BR) RTS 05/11/2020	ES	EUR	72,683	297,636	0.04
				6,111,049	0.76
산업재					
Applus Services	ES	EUR	1,409,671	9,480,038	1.17
Irish Continental Group	IE	EUR	1,691,579	5,311,557	0.66
				14,791,595	1.83
소비재					
Glenveagh Properties	IE	EUR	6,789,809	4,990,510	0.62
Dalata Hotel Group	IE	EUR	1,809,804	4,379,726	0.54
Applegreen	IE	EUR	1,044,134	2,965,340	0.37
				12,335,576	1.53
건강					
Korian RTS 26/10/2020	FR	EUR	227,051	565,358	0.07
				565,358	0.07
금융					
Grupo Catalana Occidente	ES	EUR	137,888	2,730,182	0.34
				2,730,182	0.34
커뮤니케이션 서비스					
Euskaltel	ES	EUR	583,799	4,769,639	0.59
				4,769,639	0.59
목록에 없음					
에너지					
Impact Oil & Gas*	GB	GBP	17,500,000	2,529,633	0.31
Impact Oil & Gas Wts 24/11/2020*	GB	GBP	1,800,000	20	0.00
Sphere Minerals*	AU	AUD	80,819	0	0.00
				2,529,653	0.31
소재					
Thor Explorations	CA	CAD	7,809,111	906,057	0.11
				906,057	0.11
정보 기술					
Bond International Software*	GB	GBP	1,372,384	15	0.00
MathEngine*	GB	GBP	180,400	2	0.00
				17	0.00
소비재					
WG Limited*	CA	CAD	324,702	2	0.00
Zip Wireless Wts 31/12/2049*	GB	GBP	89,980	1	0.00
Koytas Tekstil Sanayi VE TIC*	TR	TRY	87,231	0	0.00
				3	0.00
건강					
Verona Pharma Wts 31/12/2049	GB	GBP	222,764	19,152	0.00
TMO Renewables*	GB	GBP	1,439,100	16	0.00
Verici DX*	GB	GBP	853,051	9	0.00
				19,177	0.00
커뮤니케이션 서비스					
Cambridge Broadband Perpetual (Pref'd)*	GB	GBP	273,474	3	0.00
Cambridge Broadband Networks (Pref'd)*	GB	GBP	226,727	3	0.00
Cambridge Broadband 8.00% 31/12/2199 (Perpetual)*	GB	USD	236,420	2	0.00
				8	0.00
단주				7	0.00
총 투자 (비용 EUR 870,864,690)				808,101,232	100.14

	기본 노출 EUR	미실현 이익 / (손실) EUR순	% 자산
선물환 계약			
구입 SEK 판매 EUR 에 10.41988 16/11/2020	65,702,042	393,816	0.05
구입 CHF 판매 EUR 에 1.07699 16/11/2020	34,103,459	306,951	0.04
구입 GBP 판매 EUR 에 0.90591 16/11/2020	4,089,796	29,043	0.00
구입 EUR 판매 NOK 에 0.09113 16/11/2020	654,145	8,347	0.00
구입 EUR 판매 NOK 에 0.09128 16/11/2020	545,721	7,916	0.00
구입 USD 판매 EUR 에 1.18162 16/11/2020	442,332	6,165	0.00
구입 CHF 판매 EUR 에 1.07504 16/11/2020	690,205	4,956	0.00
구입 USD 판매 EUR 에 1.18562 16/11/2020	173,749	3,017	0.00
구입 USD 판매 EUR 에 1.18163 16/11/2020	110,018	1,533	0.00
구입 USD 판매 EUR 에 1.17954 16/11/2020	120,334	1,462	0.00
구입 USD 판매 EUR 에 1.18408 16/11/2020	69,252	1,111	0.00
구입 USD 판매 EUR 에 1.17357 16/11/2020	135,886	955	0.00
구입 NOK 판매 EUR 에 11.15073 16/11/2020	254,782	848	0.00
구입 USD 판매 EUR 에 1.17260 16/11/2020	133,864	829	0.00
구입 USD 판매 EUR 에 1.17358 16/11/2020	69,872	491	0.00
구입 USD 판매 EUR 에 1.17108 16/11/2020	52,089	254	0.00
구입 CHF 판매 EUR 에 1.06814 16/11/2020	1,872	1	0.00
구입 NOK 판매 EUR 에 11.11176 16/11/2020	342,160	(61)	(0.00)
구입 EUR 판매 USD 에 0.85125 16/11/2020	74,654	(595)	(0.00)
구입 EUR 판매 USD 에 0.85601 16/11/2020	400,541	(967)	(0.00)
구입 EUR 판매 CHF 에 0.93621 16/11/2020	1,510,242	(1,077)	(0.00)
구입 EUR 판매 CHF 에 0.93297 16/11/2020	316,664	(1,321)	(0.00)
구입 EUR 판매 USD 에 0.85007 16/11/2020	177,679	(1,660)	(0.00)
구입 EUR 판매 USD 에 0.85197 16/11/2020	446,286	(3,184)	(0.00)
구입 EUR 판매 USD 에 0.84759 16/11/2020	260,955	(3,193)	(0.00)
구입 NOK 판매 EUR 에 10.84711 16/11/2020	475,242	(11,401)	(0.00)
구입 EUR 판매 GBP 에 1.10201 16/11/2020	3,950,973	(34,439)	(0.00)
구입 EUR 판매 USD 에 0.84583 16/11/2020	3,151,468	(45,029)	(0.01)
구입 NOK 판매 EUR 에 10.85198 16/11/2020	17,870,908	(420,899)	(0.05)
구입 EUR 판매 GBP 에 1.09720 16/11/2020	75,918,011	(990,371)	(0.12)
		(746,502)	(0.09)
A-ACC 주식 (USD) (헤지)			
구입 USD 판매 EUR 에 1.18056 18/11/2020	32,577,677	422,880	0.05
구입 EUR 판매 NOK 에 0.09162 18/11/2020	1,196,246	21,953	0.00
구입 EUR 판매 AUD 에 0.60876 18/11/2020	1,105,164	10,085	0.00
구입 GBP 판매 EUR 에 0.90517 18/11/2020	140,525	878	0.00
구입 GBP 판매 EUR 에 0.90480 18/11/2020	132,406	772	0.00
구입 CHF 판매 EUR 에 1.07388 18/11/2020	119,752	732	0.00
구입 GBP 판매 EUR 에 0.90282 18/11/2020	201,370	730	0.00
구입 CHF 판매 EUR 에 1.07316 18/11/2020	99,706	541	0.00
구입 SEK 판매 EUR 에 10.40051 18/11/2020	107,322	440	0.00
구입 ZAR 판매 EUR 에 19.10988 18/11/2020	54,030	432	0.00
구입 SEK 판매 EUR 에 10.40365 18/11/2020	57,182	252	0.00
구입 AUD 판매 EUR 에 1.66803 18/11/2020	39,448	246	0.00
구입 CAD 판매 EUR 에 1.56224 18/11/2020	33,414	224	0.00
구입 EUR 판매 AUD 에 0.60528 18/11/2020	55,017	184	0.00
구입 EUR 판매 CAD 에 0.64682 18/11/2020	46,848	175	0.00
구입 CAD 판매 EUR 에 1.55973 18/11/2020	22,055	112	0.00
구입 EUR 판매 DKK 에 0.13436 18/11/2020	412,513	61	0.00

현재 투자종목 명세서 2020년 10월 31일

	기본 노출 EUR	미실현 이익 / (손실) EUR	% 순자산
구입 AUD 판매 EUR 에 1.65890 18/11/2020	46,838	35	0.00
구입 CHF 판매 EUR 에 1.06789 18/11/2020	51,597	26	0.00
구입 DKK 판매 EUR 에 7.44724 18/11/2020	14,166	7	0.00
구입 DKK 판매 EUR 에 7.44042 18/11/2020	6,572	(3)	(0.00)
구입 NOK 판매 EUR 에 11.08075 18/11/2020	89,416	(270)	(0.00)
구입 EUR 판매 CHF 에 0.92973 18/11/2020	79,261	(605)	(0.00)
구입 EUR 판매 CAD 에 0.64330 18/11/2020	389,543	(669)	(0.00)
구입 SEK 판매 EUR 에 10.30769 18/11/2020	145,474	(707)	(0.00)
구입 NOK 판매 EUR 에 10.84777 18/11/2020	30,154	(723)	(0.00)
구입 EUR 판매 GBP 에 1.10211 18/11/2020	134,400	(1,155)	(0.00)
구입 EUR 판매 GBP 에 1.10223 18/11/2020	164,860	(1,399)	(0.00)
구입 EUR 판매 GBP 에 1.10620 18/11/2020	294,479	(1,447)	(0.00)
구입 AUD 판매 EUR 에 1.63689 18/11/2020	181,808	(2,279)	(0.00)
구입 EUR 판매 GBP 에 1.10006 18/11/2020	239,452	(2,498)	(0.00)
구입 EUR 판매 USD 에 0.84662 18/11/2020	366,644	(4,884)	(0.00)
구입 EUR 판매 USD 에 0.85297 18/11/2020	1,134,855	(6,723)	(0.00)
구입 EUR 판매 USD 에 0.84478 18/11/2020	636,072	(9,836)	(0.00)
구입 EUR 판매 ZAR 에 0.05123 18/11/2020	697,730	(20,020)	(0.00)
구입 EUR 판매 CHF 에 0.92849 18/11/2020	3,036,829	(27,215)	(0.00)
구입 EUR 판매 SEK 에 0.09580 18/11/2020	3,901,195	(29,879)	(0.00)
구입 EUR 판매 GBP 에 1.09592 18/11/2020	11,199,663	(158,607)	(0.02)
		191,846	0.02
기타 자산 및 부채		(543,012)	(0.07)
순자산		807,003,564	100.00

지역별 배분

국가	국가 코드	% 순자산
영국	GB	35.89
독일	DE	9.89
네덜란드	NL	7.53
아일랜드	IE	6.10
프랑스	FR	5.74
스위스	CH	5.54
스웨덴	SE	3.79
핀란드	FI	3.75
이탈리아	IT	3.53
스페인	ES	2.86
미국	US	2.10
오스트리아	AT	2.03
벨기에	BE	1.92
버뮤다	BM	1.33
노르웨이	NO	1.27
덴마크	DK	1.16
룩셈부르크	LU	1.15
모나코	MC	1.14
호주	AU	0.66
그리스	GR	0.65
포르투갈	PT	0.54
싱가포르	SG	0.45
키프로스	CY	0.37
Faroe Islands	FO	0.32
캐나다	CA	0.22
남아프리카 공화국	ZA	0.19
터키	TR	0.00
현금 및 기타 순 부채		(0.13)

Fidelity Funds

FIRST All Country World Fund

현재 투자종목 명세서서 2020년 10월 31일

	국가 코드	CCY	주식 또는 명목	시가(USD)	% 순자산
공인된 주식 또는 공식 증권거래소에서 거래됨					
에너지					
Marathon Petroleum	US	USD	71,540	2,043,911	0.62
Suncor Energy	CA	CAD	106,255	1,183,357	0.36
ConocoPhillips	US	USD	36,826	1,035,183	0.32
				4,262,451	1.30
유틸리티					
Exelon	US	USD	147,767	5,884,064	1.79
Hydro One	CA	CAD	249,138	5,450,120	1.66
				11,334,184	3.45
소재					
Air Products and Chemicals	US	USD	18,994	5,231,359	1.59
Arcelormittal	LU	EUR	257,294	3,492,812	1.06
Ivanhoe Mines	CA	CAD	744,875	2,852,854	0.87
Lynas	MY	AUD	1,203,996	2,395,338	0.73
CCL Industries	CA	CAD	47,078	1,799,554	0.55
Barrick Gold	CA	CAD	58,373	1,539,985	0.47
				17,311,902	5.27
산업재					
Bunzl	GB	GBP	202,890	6,307,999	1.92
Sinotrans (H)	CN	HKD	18,906,122	5,598,445	1.71
Allison Transmission Holdings	US	USD	142,169	5,045,592	1.54
SKF	SE	SEK	186,092	3,814,338	1.16
China Railway Group (H)	CN	HKD	7,172,409	3,300,412	1.01
General Dynamics	US	USD	20,420	2,647,885	0.81
Woodward	US	USD	32,111	2,549,281	0.78
SITC International Holdings	HK	HKD	1,460,497	2,255,340	0.69
Norfolk Southern	US	USD	9,395	1,940,860	0.59
Recruit Holdings	JP	JPY	50,118	1,909,400	0.58
DCC	IE	GBP	26,499	1,724,669	0.53
Airbus Group	FR	EUR	21,217	1,547,147	0.47
Pacific Basin Shipping	HK	HKD	8,850,976	1,292,318	0.39
				39,933,686	12.16
정보 기술					
Microsoft	US	USD	59,972	12,083,799	3.68
Alphabet (A)	US	USD	4,643	7,532,529	2.29
Qualcomm	US	USD	56,392	6,945,829	2.12
Facebook	US	USD	25,537	6,780,377	2.07
Samsung Electronics	KR	KRW	122,460	6,152,798	1.87
Salesforce.com	US	USD	26,549	6,144,259	1.87
Apple	US	USD	54,070	5,886,596	1.79
Global Payments	US	USD	33,394	5,209,194	1.59
Obic	JP	JPY	29,267	5,192,250	1.58
VMware	US	USD	34,567	4,426,997	1.35
Infineon Technologies	DE	EUR	158,123	4,402,886	1.34
Intel	US	USD	96,186	4,227,384	1.29
Hon Hai Precision Industry	TW	TWD	1,543,708	4,190,536	1.28
Genpact	US	USD	85,332	2,937,996	0.89
Nuance Communications	US	USD	76,275	2,460,627	0.75
SAP	DE	EUR	20,029	2,134,899	0.65
Cisco Systems	US	USD	54,749	1,950,708	0.59
				88,659,664	27.01
소비재					
Amazon.com	US	USD	3,770	11,483,568	3.50
Charter Communications	US	USD	13,039	7,863,199	2.40
Activision Blizzard	US	USD	70,107	5,264,315	1.60
Naspers	ZA	ZAR	26,955	5,247,463	1.60
Lowe's Cos	US	USD	24,845	3,910,558	1.19
Nine Entertainment Holdings	AU	AUD	1,472,334	2,151,549	0.66
Quebecor	CA	CAD	89,713	2,080,457	0.63
Oriental Land	JP	JPY	13,582	1,902,153	0.58
adidas	DE	EUR	5,865	1,742,403	0.53
Burlington Stores	US	USD	8,809	1,689,281	0.51
				43,334,946	13.20
소비재					
Swedish Match	SE	SEK	84,754	6,393,886	1.95
Ain Holdings	JP	JPY	56,717	3,970,208	1.21
British American Tobacco	GB	GBP	117,986	3,741,632	1.14
Nestle	CH	CHF	21,014	2,364,592	0.72
Walmart	US	USD	16,931	2,346,306	0.71
Koninklijke Ahold Delhaize	NL	EUR	60,167	1,653,610	0.50
				20,470,234	6.24
건강					
Santen Pharmaceutical	JP	JPY	360,199	6,420,776	1.96
UnitedHealth Group	US	USD	18,976	5,803,982	1.77
ICON	IE	USD	31,297	5,644,712	1.72
AbbVie	US	USD	57,785	4,868,370	1.48
Roche Holding	CH	CHF	14,947	4,808,448	1.46
CSL	AU	AUD	21,536	4,354,899	1.33
AmerisourceBergen	US	USD	41,065	3,933,628	1.20
Bristol-Myers Squibb	US	USD	65,061	3,791,727	1.16
Koninklijke Philips	NL	EUR	47,382	2,201,217	0.67
Ascendis Pharma ADR	DK	USD	13,193	2,132,426	0.65
Mylan	US	USD	136,813	1,987,897	0.61
Nippon Shinyaku	JP	JPY	23,529	1,681,939	0.51
				47,630,021	14.51
금융					
Eaton Vance	US	USD	111,933	6,653,309	2.03
JPMorgan Chase	US	USD	64,647	6,261,093	1.91
Morgan Stanley	US	USD	123,332	5,878,010	1.79
PNC Financial Services Group	US	USD	27,289	2,986,824	0.91
Citigroup	US	USD	59,879	2,444,877	0.74
Tokio Marine Holdings	JP	JPY	47,822	2,137,967	0.65
Swedbank	SE	SEK	132,748	2,083,271	0.63
Discover Financial Services	US	USD	31,033	1,965,936	0.60
China Construction Bank (H)	CN	HKD	2,649,363	1,826,889	0.56
AXA	FR	EUR	102,137	1,642,131	0.50
				33,880,307	10.32
부동산					
American Campus Communities REIT	US	USD	148,605	5,529,605	1.68
				5,529,605	1.68
개방형 펀드					
Fidelity ILF - The US Dollar Fund - A-ACC-USD	IE	USD	233	4,227,555	1.29
				4,227,555	1.29
커뮤니케이션 서비스					
T-Mobile US	US	USD	65,145	7,076,666	2.16
LG Uplus	KR	KRW	486,649	4,762,683	1.45
				11,839,349	3.61
단주				(1)	(0.00)
총 투자 (비용 USD 313,071,684)				328,413,903	100.04
기타 자산 및 부채				(128,232)	(0.04)
순자산				328,285,671	100.00

지역별 배분

국가	국가 코드	% 순자산
미국	US	56.26
일본	JP	7.07
캐나다	CA	4.54
스웨덴	SE	3.74
아일랜드	IE	3.53
한국	KR	3.32
중국	CN	3.27
영국	GB	3.06
독일	DE	2.52
스위스	CH	2.18
호주	AU	1.98
남아프리카 공화국	ZA	1.60
대만	TW	1.28
네덜란드	NL	1.17
홍콩	HK	1.08
룩셈부르크	LU	1.06
프랑스	FR	0.97
말레이시아	MY	0.73
덴마크	DK	0.65
현금 및 기타 순 부채		(0.04)

별첨 재무제표에 대한 주석은 본 재무제표의 중요한 일부입니다. 투자종목 명세서 및 지역별 배분의 순자산 비율은 반올림되었습니다.

현재 투자종목 명세서서 2020년 10월 31일

	국가 코드	CCY	주식 또는 명목	시가(USD)	% 순자산
공인된 주식 또는 공식 증권거래소에서 거래됨					
에너지					
Marathon Petroleum	US	USD	11,423	326,362	0.78
Origin Energy	AU	AUD	90,520	254,202	0.61
Suncor Energy	CA	CAD	15,070	167,835	0.40
ConocoPhillips	US	USD	5,326	149,728	0.36
				898,127	2.15
유틸리티					
Exelon	US	USD	21,067	838,890	2.00
Hydro One	CA	CAD	29,583	647,157	1.55
				1,486,047	3.55
소재					
Air Products and Chemicals	US	USD	3,500	963,856	2.30
Arcelormittal	LU	EUR	31,499	427,606	1.02
Ivanhoe Mines	CA	CAD	107,763	412,729	0.99
CCL Industries	CA	CAD	7,080	270,621	0.65
				2,074,812	4.96
산업재					
Bunzl	GB	GBP	26,070	810,523	1.94
Allison Transmission Holdings	US	USD	14,488	514,164	1.23
Safran	FR	EUR	4,357	459,490	1.10
SKF	SE	SEK	21,297	436,532	1.04
DCC	IE	GBP	6,549	426,244	1.02
Woodward	US	USD	5,199	412,737	0.99
SITC International Holdings	HK	HKD	221,306	341,747	0.82
General Dynamics	US	USD	2,338	303,146	0.72
Recruit Holdings	JP	JPY	7,772	296,111	0.71
Jacobs Engineering Group	US	USD	3,129	295,828	0.71
Norfolk Southern	US	USD	1,205	248,953	0.60
Pacific Basin Shipping	HK	HKD	1,384,698	202,178	0.48
				4,747,653	11.35
정보 기술					
Microsoft	US	USD	8,486	1,709,871	4.09
Alphabet (A)	US	USD	656	1,063,921	2.54
Facebook	US	USD	3,873	1,028,337	2.46
Apple	US	USD	8,829	961,162	2.30
Qualcomm	US	USD	6,921	852,414	2.04
Salesforce.com	US	USD	3,477	804,607	1.92
Global Payments	US	USD	4,618	720,295	1.72
Hamamatsu Photonics KK	JP	JPY	14,072	708,739	1.69
Intel	US	USD	12,277	539,591	1.29
NXP Semiconductors	NL	USD	3,913	524,715	1.25
Cisco Systems	US	USD	13,959	497,376	1.19
VMware	US	USD	2,970	380,347	0.91
Alliance Data Systems	US	USD	6,582	333,111	0.80
Nuance Communications	US	USD	9,417	303,785	0.73
SAP	DE	EUR	2,680	285,686	0.68
				10,713,957	25.61
소비재					
Amazon.com	US	USD	474	1,442,792	3.45
Charter Communications	US	USD	1,842	1,110,822	2.65
Activision Blizzard	US	USD	9,998	750,723	1.79
Pearson	GB	GBP	112,587	743,841	1.78
Dollarama	CA	CAD	12,320	424,203	1.01
Lowe's Cos	US	USD	2,624	413,045	0.99
Quebecor	CA	CAD	10,520	243,961	0.58
				5,129,387	12.26
소비재					
Swedish Match	SE	SEK	11,759	887,084	2.12
British American Tobacco	GB	GBP	14,871	471,608	1.13
Ain Holdings	JP	JPY	6,545	458,156	1.09
Nestle	CH	CHF	2,652	298,413	0.71
Coca-Cola	US	USD	5,855	279,967	0.67
Walmart	US	USD	1,740	241,154	0.58
Koninklijke Ahold Delhaize	NL	EUR	8,526	234,319	0.56
				2,870,701	6.86
건강					
UnitedHealth Group	US	USD	2,847	870,820	2.08
Santen Pharmaceutical	JP	JPY	46,879	835,654	2.00
CSL	AU	AUD	4,075	824,041	1.97
ICON	IE	USD	4,183	754,471	1.80
AmerisourceBergen	US	USD	7,742	741,610	1.77
Amgen	US	USD	3,130	675,251	1.61
Bristol-Myers Squibb	US	USD	10,423	607,457	1.45
AbbVie	US	USD	6,433	542,016	1.30
Roche Holding	CH	CHF	1,571	505,453	1.21
Nippon Shinyaku	JP	JPY	4,950	353,831	0.85
Koninklijke Philips	NL	EUR	5,695	264,591	0.63
Mylan	US	USD	18,191	264,320	0.63
				7,239,515	17.30
금융					
Morgan Stanley	US	USD	18,621	887,468	2.12
Eaton Vance	US	USD	14,392	855,452	2.04
JPMorgan Chase	US	USD	8,419	815,424	1.95
Assurant	US	USD	4,970	618,240	1.48
Hannover Rueck	DE	EUR	2,325	337,802	0.81
PNC Financial Services Group	US	USD	2,933	321,020	0.77
Discover Financial Services	US	USD	4,816	305,118	0.73
Tokio Marine Holdings	JP	JPY	5,154	230,429	0.55
DNB	NO	NOK	14,363	193,847	0.46
				4,564,800	10.91
부동산					
American Campus Communities REIT	US	USD	18,032	670,977	1.60
				670,977	1.60
개방형 펀드					
Fidelity ILF - The US Dollar Fund - A-ACC-USD	IE	USD	5	82,261	0.20
				82,261	0.20
커뮤니케이션 서비스					
T-Mobile US	US	USD	8,404	912,873	2.18
				912,873	2.18
증권 자격 취득 또는 기타 통제 된 시장 에서 죽음을 맞게					
유틸리티					
Endesa	ES	EUR	17,310	464,036	1.11
				464,036	1.11
단주				(2)	(0.00)
총 투자 (비용 USD 37,056,471)				41,855,144	100.03
기타 자산 및 부채				(14,350)	(0.03)
순자산				41,840,794	100.00

지역별 배분

국가	국가 코드	% 순자산
미국	US	63.51
일본	JP	6.89
캐나다	CA	5.18
영국	GB	4.84
스웨덴	SE	3.16
아일랜드	IE	3.02
호주	AU	2.58
네덜란드	NL	2.45
스위스	CH	1.92
독일	DE	1.49
홍콩	HK	1.30
스페인	ES	1.11
프랑스	FR	1.10
룩셈부르크	LU	1.02
노르웨이	NO	0.46
현금 및 기타 순 부채		(0.03)

전체 주식 목록은 6페이지에 나와 있습니다.
별첨 재무제표에 대한 주석은 본 재무제표의 중요한 일부입니다. 투자종목 명세서 및 지역별 배분의 순자산 비율은 반올림되었습니다.

Fidelity Funds

FIRST European Value Fund

현재 투자종목 명세서서 2020년 10월 31일

	국가 코드	CCY	주식 또는 명목	시장 가격 EUR	% 순자산
공인된 주식 또는 공식 증권거래소에서 거래됨					
에너지					
Total	FR	EUR	11,173	288,491	2.07
Equinor	NO	NOK	22,781	248,623	1.78
Lundin Energy	SE	SEK	7,577	124,265	0.89
Galp Energia SGPS	PT	EUR	15,973	111,075	0.80
Cairn Energy	GB	GBP	63,685	98,429	0.71
				870,883	6.24
유틸리티					
Enel	IT	EUR	63,898	436,679	3.13
RWE	DE	EUR	5,573	177,177	1.27
United Utilities Group	GB	GBP	18,105	173,813	1.25
Engie	FR	EUR	7,586	78,779	0.56
				866,448	6.21
소재					
Arcelormittal	LU	EUR	29,773	346,911	2.49
BHP Group (UK)	AU	GBP	17,355	287,573	2.06
LafargeHolcim	CH	CHF	7,669	282,708	2.03
Anglo American	GB	GBP	12,550	252,750	1.81
Air Liquide	FR	EUR	1,561	195,878	1.40
Glencore	CH	GBP	45,143	78,256	0.56
				1,444,076	10.35
산업재					
Siemens	DE	EUR	3,091	311,247	2.23
Flughafen Zuerich	CH	CHF	1,734	200,825	1.44
Aalberts	NL	EUR	6,769	195,209	1.40
DCC	IE	GBP	3,274	182,896	1.31
Safran	FR	EUR	1,917	173,548	1.24
SKF	SE	SEK	9,023	158,742	1.14
Assa Abloy	SE	SEK	7,445	137,315	0.98
Inwido	SE	SEK	13,101	119,356	0.86
Siemens Energy	DE	EUR	1,545	29,053	0.21
				1,508,191	10.80
정보 기술					
Infineon Technologies	DE	EUR	11,213	267,979	1.92
SAP	DE	EUR	1,946	178,070	1.28
Software	DE	EUR	3,154	97,017	0.70
				543,066	3.89
소비재					
Pearson	GB	GBP	51,536	292,253	2.09
Porsche Automobil Holding Perpetual (Pref'd)	DE	EUR	4,399	202,359	1.45
Volkswagen (Pref'd)	DE	EUR	1,610	201,376	1.44
Publicis Groupe	FR	EUR	5,163	153,856	1.10
Fiat Chrysler Automobiles	GB	EUR	13,674	144,154	1.03
Vistry Group	GB	GBP	8,940	54,179	0.39
				1,048,177	7.51
소비재					
British American Tobacco	GB	GBP	15,639	425,703	3.05
Swedish Match	SE	SEK	4,418	286,101	2.05
Koninklijke Ahold Delhaize	NL	EUR	12,097	285,357	2.04
Tesco	GB	GBP	94,148	215,128	1.54
Nestle	CH	CHF	2,068	199,703	1.43
Wm Morrison Supermarkets	GB	GBP	106,729	193,322	1.38
Associated British Foods	GB	GBP	10,132	191,232	1.37
Imperial Brands	GB	GBP	10,326	140,539	1.01
Beiersdorf	DE	EUR	845	75,938	0.54
				2,013,023	14.42
건강					
Sanofi	FR	EUR	5,763	445,908	3.19
Roche Holding	CH	CHF	748	206,484	1.48
Koninklijke Philips	NL	EUR	2,971	118,466	0.85
MorphoSys	DE	EUR	747	65,438	0.47
				836,296	5.99
금융					
Allianz	DE	EUR	2,318	350,132	2.51
Barclays	GB	GBP	262,326	310,821	2.23
Swedbank	SE	SEK	19,175	258,290	1.85
ABN AMRO Group	NL	EUR	36,590	257,812	1.85
ING Groep	NL	EUR	41,969	245,896	1.76
Ageas	BE	EUR	7,007	242,079	1.73
AXA	FR	EUR	16,916	233,438	1.67
Zurich Insurance Group	CH	CHF	739	210,460	1.51
Hannover Rueck	DE	EUR	1,443	179,982	1.29
Legal & General Group	GB	GBP	87,541	179,882	1.29
DNB	NO	NOK	14,119	163,558	1.17
SCOR	FR	EUR	6,888	143,685	1.03
Muenchener Rueckversicherungs-Gesellschaft	DE	EUR	713	143,117	1.03
Credit Agricole	FR	EUR	17,732	120,256	0.86
NN Group	NL	EUR	3,853	115,366	0.83
St James's Place	GB	GBP	10,415	104,133	0.75
Prudential	GB	GBP	6,925	72,595	0.52
				3,331,502	23.87
부동산					
Vonovia	DE	EUR	3,865	211,880	1.52
ADO Properties (A)	DE	EUR	2,908	62,755	0.45
				274,635	1.97
개방형 펀드					
Fidelity ILF - The Euro Fund - A-ACC-EUR	IE	EUR	12	165,266	1.18
				165,266	1.18
커뮤니케이션 서비스					
Deutsche Telekom	DE	EUR	18,333	239,607	1.72
Tele2	SE	SEK	8,980	91,527	0.66
Elisa	FI	EUR	1,535	64,855	0.46
				395,989	2.84
증권 자격 취득 또는 기타 통제 된 시장 에서 죽음을 맞게					
유틸리티					
Endesa	ES	EUR	10,834	249,299	1.79
Enagas	ES	EUR	10,095	187,067	1.34
Red Electrica	ES	EUR	8,098	122,481	0.88
				558,847	4.00
건강					
Grifols	ES	EUR	3,418	79,268	0.57
				79,268	0.57
단주				7	0.00
총 투자 (비용 EUR 15,718,740)				13,935,674	99.83
기타 자산 및 부채				23,405	0.17
순자산				13,959,079	100.00

지역별 배분

국가	국가 코드	% 순자산
영국	GB	20.41
독일	DE	20.01
프랑스	FR	13.14
네덜란드	NL	8.73
스위스	CH	8.44
스웨덴	SE	8.42
스페인	ES	4.57
이탈리아	IT	3.13
노르웨이	NO	2.95
아일랜드	IE	2.49
룩셈부르크	LU	2.49
호주	AU	2.06
벨기에	BE	1.73
포르투갈	PT	0.80
핀란드	FI	0.46
현금 및 기타 순자산		0.17

별첨 재무제표에 대한 주석은 본 재무제표의 중요한 일부입니다. 투자종목 명세서 및 지역별 배분의 순자산 비율은 반올림되었습니다.

Fidelity Funds

France Fund

현재 투자종목 명세서서 2020년 10월 31일

	국가 코드	CCY	주식 또는 명목	시장 가격 EUR	% 순자산
공인된 주식 또는 공식 증권거래소에서 거래됨					
에너지					
Vallourec 4.125% 04/10/2022	FR	EUR	623,811	2,406,473	5.27
Technipfmc	GB	EUR	99,125	465,988	1.02
CGG	FR	EUR	745,874	357,721	0.78
				3,230,182	7.07
유틸리티					
Engie	FR	EUR	190,275	1,976,005	4.33
				1,976,005	4.33
소재					
Arcelormittal	LU	EUR	182,390	2,125,214	4.65
LafargeHolcim	CH	EUR	40,860	1,506,902	3.30
Eramet	FR	EUR	30,285	689,884	1.51
				4,322,000	9.46
산업재					
Cie de Saint-Gobain	FR	EUR	67,647	2,266,184	4.96
Tarkett	FR	EUR	117,946	1,226,642	2.69
Derichebourg	FR	EUR	357,067	899,096	1.97
Rexel	FR	EUR	92,654	836,480	1.83
Jacquet Metal Service	FR	EUR	83,379	826,287	1.81
Europcar Mobility Group	FR	EUR	369,211	206,573	0.45
				6,261,262	13.71
정보 기술					
Linedata Services	FR	EUR	36,508	923,660	2.02
Atos	FR	EUR	15,577	912,823	2.00
Quadient	FR	EUR	77,908	871,786	1.91
Groupe SFPI	FR	EUR	749,639	858,337	1.88
Solocal Group	FR	EUR	9,185,999	175,453	0.38
				3,742,059	8.19
소비재					
IPSOS	FR	EUR	101,234	2,136,029	4.68
Beneteau	FR	EUR	249,128	1,968,113	4.31
Valeo	FR	EUR	75,738	1,966,912	4.31
Publicis Groupe	FR	EUR	58,481	1,742,730	3.82
SRP Groupe	FR	EUR	1,458,137	1,618,532	3.54
Trigano (A)	FR	EUR	13,624	1,554,542	3.40
Renault	FR	EUR	70,708	1,502,909	3.29
Soci t des Bains de Mer Monaco	MC	EUR	15,262	918,752	2.01
Lagardere	FR	EUR	43,654	819,387	1.79
Pierre & Vacances	FR	EUR	74,204	698,998	1.53
Television Francaise 1	FR	EUR	98,105	494,447	1.08
				15,421,351	33.77
소비재					
Vilmorin & Cie	FR	EUR	28,813	1,292,255	2.83
Laurent-Perrier	FR	EUR	17,672	1,247,638	2.73
Marie Brizard Wine & Spirits	FR	EUR	831,136	1,080,477	2.37
Marie Brizard Wine & Spirits WTS 22/09/2022	FR	EUR	838,264	13,748	0.03
				3,634,118	7.96
금융					
AXA	FR	EUR	132,656	1,830,659	4.01
SCOR	FR	EUR	36,199	755,113	1.65
Coface	FR	EUR	83,458	559,167	1.22
				3,144,939	6.89
개방형 펀드					
Fidelity ILF - The Euro Fund - A-ACC-EUR	IE	EUR	3	40,598	0.09
				40,598	0.09
커뮤니케이션 서비스					
Vivendi	FR	EUR	93,606	2,320,491	5.08
Bollore	FR	EUR	465,502	1,431,884	3.14
Technicolor	FR	EUR	155,686	190,902	0.42
Technicolor WTS 22/09/2024	FR	EUR	155,686	11,007	0.02
				3,954,284	8.66
단주				(1)	(0.00)
총 투자 (비용 EUR 93,755,254)				45,726,797	100.13

	시장 가격 EUR	% 순자산
기타 자산 및 부채	(57,521)	(0.13)
순자산	45,669,276	100.00

지역별 배분

국가	국가 코드	% 순자산
프랑스	FR	89.05
룩셈부르크	LU	4.65
스위스	CH	3.30
모나코	MC	2.01
영국	GB	1.02
아일랜드	IE	0.09
현금 및 기타 순 부채		(0.13)

별첨 재무제표에 대한 주석은 본 재무제표의 중요한 일부입니다. 투자종목 명세서 및 지역별 배분의 순자산 비율은 반올림되었습니다.

Fidelity Funds

Germany Fund

현재 투자종목 명세서서 2020년 10월 31일

	국가 코드	CCY	주식 또는 명목	시장 가격 EUR	% 순자산
공인된 주식 또는 공식 증권거래소에서 거래됨					
유틸리티					
RWE	DE	EUR	1,214,982	38,624,290	4.26
				38,624,290	4.26
소재					
Linde	GB	EUR	478,463	90,046,819	9.94
				90,046,819	9.94
산업재					
Deutsche Post	DE	EUR	1,272,448	48,403,906	5.34
Airbus	FR	EUR	353,799	22,126,603	2.44
Varta	DE	EUR	121,429	13,065,709	1.44
Siemens	DE	EUR	34,346	3,458,605	0.38
MBB	DE	EUR	40,182	2,869,005	0.32
				89,923,828	9.93
정보 기술					
SAP	DE	EUR	783,533	71,685,473	7.91
Infineon Technologies	DE	EUR	1,789,481	42,768,602	4.72
Scout24	DE	EUR	121,704	8,415,861	0.93
Software	DE	EUR	185,103	5,693,770	0.63
TeamViewer	DE	EUR	147,300	5,567,949	0.61
Cancom	DE	EUR	109,488	3,711,660	0.41
Dialog Semiconductor	GB	EUR	109,429	3,587,088	0.40
New Work SE	DE	EUR	10,443	2,333,972	0.26
				143,764,375	15.87
소비재					
Porsche Automobil Holding Perpetual (Pref'd)	DE	EUR	1,183,086	54,421,968	6.01
adidas	DE	EUR	166,461	42,447,615	4.69
Takeaway.com	NL	EUR	176,842	16,891,925	1.86
HelloFresh	DE	EUR	157,136	7,215,679	0.80
Knaus Tabbert AG	DE	EUR	115,590	6,993,197	0.77
Delivery Hero	DE	EUR	35,403	3,497,085	0.39
Puma	DE	EUR	39,770	2,984,323	0.33
Zeal Network	DE	EUR	76,558	2,851,785	0.31
EDAG Engineering Group	CH	EUR	321,226	2,592,291	0.29
				139,895,868	15.44
건강					
Bayer	DE	EUR	1,066,767	43,054,733	4.75
Fresenius Medical Care	DE	EUR	518,666	34,014,139	3.75
Fresenius SE & Co	DE	EUR	973,082	30,982,918	3.42
Qiagen	NL	EUR	713,053	29,071,180	3.21
MorphoSys	DE	EUR	205,294	17,975,501	1.98
Siemens Healthineers	DE	EUR	436,574	16,089,951	1.78
Evotec	DE	EUR	445,209	10,097,330	1.11
Compugroup Medical	DE	EUR	80,719	5,936,904	0.66
Stratec	DE	EUR	24,734	3,116,543	0.34
Nexus	DE	EUR	61,509	2,940,123	0.32
Draegerwerk Perpetual (Pref'd)	DE	EUR	25,534	1,761,812	0.19
				195,041,134	21.53
금융					
Allianz	DE	EUR	460,444	69,554,614	7.68
Deutsche Boerse	DE	EUR	303,902	38,398,029	4.24
Hannover Rueck	DE	EUR	210,035	26,191,404	2.89
Deutsche Pfandbriefbank	DE	EUR	760,055	3,978,887	0.44
Hypoport	DE	EUR	6,618	2,974,677	0.33
				141,097,611	15.57
부동산					
Vonovia	DE	EUR	699,172	38,328,609	4.23
ADO Properties (A)	DE	EUR	215,248	4,645,048	0.51
Patrizia	DE	EUR	185,519	3,625,049	0.40
				46,598,706	5.14
개방형 펀드					
Fidelity ILF - The Euro Fund - A-ACC-EUR	IE	EUR	1	817	0.00
				817	0.00
증권 자격 취득 또는 기타 통제 된 시장 에서 죽음을 맞게					
건강					
Grifols (Pref'd)	ES	EUR	1,104,576	16,016,355	1.77
				16,016,355	1.77
단주				(2)	(0.00)

	시장 가격	% 순자산
총 투자 (비용 EUR 944,546,167)	901,009,801	99.45

	기본 노출 EUR	미실현 이익 / (손실) EUR	% 순자산
선물환 계약			
A-ACC 주식 (CHF) (헤지)			
구입 CHF 판매 EUR 에 1.07702 18/11/2020	2,038,411	18,433	0.00
구입 EUR 판매 CHF 에 0.93642 18/11/2020	79,823	(40)	(0.00)
구입 EUR 판매 CHF 에 0.93351 18/11/2020	47,407	(171)	(0.00)
구입 EUR 판매 CHF 에 0.93183 18/11/2020	74,483	(402)	(0.00)
		17,820	0.00
A-ACC 주식 (USD) (헤지)			
구입 USD 판매 EUR 에 1.18056 18/11/2020	24,746,413	321,225	0.04
구입 SEK 판매 EUR 에 10.36886 18/11/2020	35,009	37	0.00
구입 SEK 판매 EUR 에 10.35721 18/11/2020	12,359	(1)	(0.00)
구입 SEK 판매 EUR 에 10.35323 18/11/2020	74,325	(34)	(0.00)
구입 EUR 판매 SEK 에 0.09580 18/11/2020	121,693	(932)	(0.00)
구입 EUR 판매 USD 에 0.85297 18/11/2020	844,663	(5,004)	(0.00)
구입 EUR 판매 USD 에 0.85156 18/11/2020	991,990	(7,507)	(0.00)
구입 EUR 판매 USD 에 0.84478 18/11/2020	1,838,799	(28,436)	(0.00)
		279,348	0.03
Y-ACC 주식 (CHF) (헤지)			
구입 CHF 판매 EUR 에 1.07702 18/11/2020	4,412,380	39,899	0.00
구입 SEK 판매 EUR 에 10.36886 18/11/2020	5,661	6	0.00
구입 SEK 판매 EUR 에 10.35723 18/11/2020	2,520	0	0.00
구입 SEK 판매 EUR 에 10.35323 18/11/2020	13,406	(6)	(0.00)
구입 EUR 판매 CHF 에 0.93642 18/11/2020	177,821	(88)	(0.00)
구입 EUR 판매 SEK 에 0.09580 18/11/2020	21,587	(165)	(0.00)
구입 EUR 판매 CHF 에 0.93351 18/11/2020	122,170	(440)	(0.00)
구입 EUR 판매 CHF 에 0.93183 18/11/2020	160,114	(864)	(0.00)
		38,342	0.00
Y-ACC 주식 (USD) (헤지)			
구입 USD 판매 EUR 에 1.18056 18/11/2020	957,170	12,425	0.00
구입 EUR 판매 USD 에 0.85297 18/11/2020	37,411	(222)	(0.00)
구입 EUR 판매 USD 에 0.84662 18/11/2020	21,365	(285)	(0.00)
구입 EUR 판매 USD 에 0.84478 18/11/2020	35,008	(541)	(0.00)
		11,377	0.00
기타 자산 및 부채		4,661,297	0.51
순자산		906,017,985	100.00

지역별 배분

국가	국가 코드	% 순자산
독일	DE	79.54
영국	GB	10.33
네덜란드	NL	5.07
프랑스	FR	2.44
스페인	ES	1.77
스위스	CH	0.29
아일랜드	IE	0.00
현금 및 기타 순자산		0.55

별첨 재무제표에 대한 주석은 본 재무제표의 중요한 일부입니다. 투자종목 명세서 및 지역별 배분의 순자산 비율은 반올림되었습니다.

Fidelity Funds

Global Communications Fund [4]

현재 투자종목 명세서서 2020년 10월 31일

	국가 코드	CCY	주식 또는 명목	시장 가격 EUR	% 순자산
공인된 주식 또는 공식 증권거래소에서 거래됨					
산업재					
Recruit Holdings	JP	JPY	71,900	2,351,194	2.23
Uber Technologies	US	USD	56,817	1,631,285	1.55
				3,982,479	3.79
정보 기술					
Tencent Holdings	CN	HKD	62,000	4,057,757	3.86
Samsung Electronics	KR	KRW	92,663	3,996,141	3.80
MediaTek	TW	TWD	176,000	3,596,017	3.42
Taiwan Semiconductor Manufacturing	TW	TWD	267,000	3,465,713	3.29
Analog Devices	US	USD	34,018	3,435,525	3.27
Facebook	US	USD	14,222	3,241,134	3.08
Microsoft	US	USD	18,507	3,200,700	3.04
Telefonaktiebolaget LM Ericsson	SE	SEK	325,412	3,119,557	2.97
VMware	US	USD	28,242	3,104,547	2.95
Alphabet	US	USD	2,080	2,906,733	2.76
Alphabet (A)	US	USD	2,054	2,860,456	2.72
Z Holdings	JP	JPY	472,500	2,830,015	2.69
Apple	US	USD	29,117	2,720,886	2.59
Murata Manufacturing	JP	JPY	39,400	2,381,095	2.26
Intel	US	USD	59,651	2,250,257	2.14
Akamai Technologies	US	USD	26,775	2,196,605	2.09
ANGI Homeservices	US	USD	175,523	1,606,004	1.53
Qualcomm	US	USD	13,318	1,407,989	1.34
Unity Software	US	USD	13,792	1,130,540	1.07
Twitter	US	USD	24,574	886,103	0.84
				54,393,774	51.71
소비재					
Amazon.com	US	USD	2,134	5,578,897	5.30
Alibaba Group Holding	CN	HKD	135,300	4,412,533	4.19
Charter Communications	US	USD	6,723	3,479,883	3.31
Booking Holdings	US	USD	2,380	3,302,502	3.14
Rakuten	JP	JPY	304,100	2,543,401	2.42
Sony	JP	JPY	30,700	2,192,594	2.08
Flutter Entertainment	IE	GBP	13,933	2,069,794	1.97
Trip.com Group ADR	CN	USD	75,568	1,853,769	1.76
Activision Blizzard	US	USD	27,594	1,778,493	1.69
Liberty Media-Liberty Formula One	US	USD	59,818	1,702,044	1.62
Altice USA	US	USD	73,284	1,697,726	1.61
Take-Two Interactive Software	US	USD	7,776	1,035,665	0.98
				31,647,301	30.08
커뮤니케이션 서비스					
T-Mobile US	US	USD	36,629	3,415,311	3.25
Walt Disney	US	USD	23,717	2,444,477	2.32
Netflix	US	USD	5,848	2,385,430	2.27
TIME dotCom	MY	MYR	735,000	1,954,891	1.86
				10,200,109	9.70
증권 자격 취득 또는 기타 통제 된 시장 에서 죽음을 맞게					
커뮤니케이션 서비스					
Cellnex Telecom	ES	EUR	55,532	3,060,924	2.91
				3,060,924	2.91
목록에 없음					
금융					
Transferwise*	GB	USD	8,535	915,733	0.87
Transferwise (Pref'd)*	GB	USD	3,280	351,916	0.33
				1,267,649	1.20
총 투자 (비용 EUR 97,695,483)				104,552,236	99.38
기타 자산 및 부채				647,411	0.62
순자산				105,199,647	100.00

지역별 배분

국가	국가 코드	% 순자산
미국	US	56.46
일본	JP	11.69
중국	CN	9.81
대만	TW	6.71
한국	KR	3.80
스웨덴	SE	2.97
스페인	ES	2.91
아일랜드	IE	1.97
말레이시아	MY	1.86
영국	GB	1.20
현금 및 기타 순자산		0.62

* 이사회 결정으로 가격이 책정된 유가증권.
전체 주석 목록은 6페이지에 나와 있습니다.
별첨 재무제표에 대한 주석은 본 재무제표의 중요한 일부입니다. 투자종목 명세서 및 지역별 배분의 순자산 비율은 반올림되었습니다.

현재 투자종목 명세서서 2020년 10월 31일

	국가 코드	CCY	주식 또는 명목	시장 가격 EUR	% 순자산
공인된 주식 또는 공식 증권거래소에서 거래됨					
정보 기술					
Alphabet (A)	US	USD	20,115	28,012,530	2.61
Apple	US	USD	188,827	17,645,223	1.64
Unity Software	US	USD	78,101	6,401,998	0.60
Infineon Technologies	DE	EUR	226,347	5,409,683	0.50
Match Group	US	USD	51,716	5,207,769	0.49
				62,677,203	5.84
소비재					
Amazon.com	US	USD	40,147	104,957,043	9.78
Alibaba Group Holding ADR	CN	USD	343,627	89,560,366	8.34
LVMH Moet Hennessy Louis Vuitton	FR	EUR	127,837	51,428,693	4.79
Nike	US	USD	368,000	37,967,139	3.54
Tesla	US	USD	80,387	26,633,441	2.48
Naspers	ZA	ZAR	145,386	24,293,747	2.26
Sony	JP	JPY	286,412	20,455,520	1.91
New Oriental Education & Technology Group ADR	CN	USD	123,101	16,974,591	1.58
Starbucks	US	USD	223,518	16,606,761	1.55
Puma	DE	EUR	218,013	16,359,677	1.52
Volkswagen (Pref'd)	DE	EUR	123,875	15,496,784	1.44
EssilorLuxottica	FR	EUR	143,446	15,233,981	1.42
eBay	US	USD	364,867	14,864,949	1.38
Lululemon Athletica	CA	USD	54,001	14,737,619	1.37
Kering	FR	EUR	28,071	14,555,021	1.36
Activision Blizzard	US	USD	208,112	13,413,293	1.25
Pearson	GB	GBP	2,275,225	12,902,401	1.20
Marriott International	US	USD	158,561	12,459,740	1.16
Chipotle Mexican Grill	US	USD	10,916	11,303,273	1.05
Booking Holdings	US	USD	7,967	11,055,123	1.03
Yum China Holdings	CN	HKD	223,020	10,317,640	0.96
Li Ning	CN	HKD	2,046,344	9,139,473	0.85
Compagnie Financi re Richemont	CH	CHF	149,651	8,061,014	0.75
Meituan Dianping	CN	HKD	241,501	7,728,747	0.72
adidas	DE	EUR	24,958	6,364,370	0.59
Future	GB	GBP	278,192	6,137,083	0.57
Trip.com Group ADR	CN	USD	210,258	5,157,875	0.48
Moncler	IT	EUR	148,247	5,093,782	0.47
Haidilao International Holding	CN	HKD	821,602	4,669,928	0.43
Salvatore Ferragamo	IT	EUR	415,008	4,594,134	0.43
BMW	DE	EUR	54,697	3,209,612	0.30
THG Holding	GB	GBP	385,809	2,829,628	0.26
Allegro.eu	PL	PLN	156,156	2,723,604	0.25
S4 Capital	GB	GBP	540,883	2,405,689	0.22
				619,691,741	57.72
소비재					
Nestle	CH	CHF	738,547	71,331,029	6.64
Walmart	US	USD	364,767	43,388,230	4.04
L'Oreal	FR	EUR	143,553	39,864,779	3.71
Colgate-Palmolive	US	USD	391,193	26,573,098	2.47
Unilever	GB	GBP	472,153	23,120,976	2.15
Pernod Ricard	FR	EUR	134,613	18,630,502	1.74
Estee Lauder	US	USD	93,947	17,863,684	1.66
Reckitt Benckiser Group	GB	GBP	234,060	17,697,500	1.65
Davide Campari-Milano	IT	EUR	1,633,124	14,639,328	1.36
Shiseido	JP	JPY	198,697	10,566,719	0.98
China Mengniu Dairy	HK	HKD	2,387,242	9,652,836	0.90
Heineken	NL	EUR	115,406	8,793,964	0.82
Kweichow Moutai	CN	CNY	31,430	6,741,933	0.63
JDE Peet's	NL	EUR	203,164	6,257,439	0.58
China Resources Beer Holdings	HK	HKD	1,164,415	6,199,088	0.58
Kao	JP	JPY	61,860	3,782,932	0.35
				325,104,037	30.28
금융					
BlackRock	US	USD	17,260	8,771,286	0.82
JPMorgan Chase	US	USD	52,831	4,391,775	0.41
				13,163,061	1.23
개방형 펀드					
Fidelity ILF - The US Dollar Fund - A-ACC-USD	IE	USD	1,566	24,419,563	2.27
Fidelity ILF - The Euro Fund - A-ACC-EUR	IE	EUR	1	3,429	0.00
				24,422,992	2.27
커뮤니케이션 서비스					
Netflix	US	USD	34,826	14,205,772	1.32
CD Projekt	PL	PLN	109,613	7,970,473	0.74
				22,176,245	2.07

	국가 코드	CCY	주식 또는 명목	시장 가격 EUR	% 순자산
목록에 없음					
소비재					
Vestiaire Collective*	FR	EUR	413,499	454,849	0.04
				454,849	0.04
부동산					
Kitchen United Service (B) (Pref'd)*	US	USD	168,023	552,492	0.05
				552,492	0.05
총 투자 (비용 EUR 823,637,996)				1,068,242,620	99.49

	기본 노출 EUR	미실현 이익 / (손실) EUR	% 순자산
선물환 계약			
D-ACC 주식 (EUR) (헤지)			
구입 EUR 판매 PLN 에 0.22326 18/11/2020	459,113	13,824	0.00
구입 USD 판매 EUR 에 1.17238 18/11/2020	974,343	5,806	0.00
구입 USD 판매 EUR 에 1.18117 18/11/2020	337,547	4,557	0.00
구입 USD 판매 EUR 에 1.17906 18/11/2020	360,372	4,213	0.00
구입 EUR 판매 PLN 에 0.22333 18/11/2020	110,319	3,357	0.00
구입 HKD 판매 EUR 에 9.09012 18/11/2020	133,783	776	0.00
구입 GBP 판매 EUR 에 0.90282 18/11/2020	144,326	524	0.00
구입 CHF 판매 EUR 에 1.07122 18/11/2020	105,487	382	0.00
구입 JPY 판매 EUR 에 121.99300 18/11/2020	148,946	184	0.00
구입 CHF 판매 EUR 에 1.06789 18/11/2020	109,281	54	0.00
구입 EUR 판매 HKD 에 0.10884 18/11/2020	260,387	(4,262)	(0.00)
구입 EUR 판매 CNY 에 0.12607 18/11/2020	343,584	(5,334)	(0.00)
구입 EUR 판매 USD 에 0.84668 18/11/2020	607,584	(8,053)	(0.00)
구입 EUR 판매 HKD 에 0.10925 18/11/2020	2,210,307	(27,953)	(0.00)
구입 EUR 판매 ZAR 에 0.05123 18/11/2020	1,204,924	(34,573)	(0.00)
구입 EUR 판매 CHF 에 0.92849 18/11/2020	4,092,139	(36,672)	(0.00)
구입 EUR 판매 GBP 에 1.09592 18/11/2020	3,341,212	(47,317)	(0.00)
구입 EUR 판매 JPY 에 0.00800 18/11/2020	1,979,588	(49,548)	(0.00)
구입 EUR 판매 USD 에 0.84705 18/11/2020	29,742,889	(381,135)	(0.04)
		(561,170)	(0.05)
E-ACC 주식 (EUR) (헤지)			
구입 EUR 판매 PLN 에 0.22326 18/11/2020	247,925	7,465	0.00
구입 USD 판매 EUR 에 1.18117 18/11/2020	188,542	2,546	0.00
구입 USD 판매 EUR 에 1.17238 18/11/2020	322,336	1,921	0.00
구입 EUR 판매 PLN 에 0.22333 18/11/2020	61,618	1,875	0.00
구입 HKD 판매 EUR 에 9.09012 18/11/2020	54,851	318	0.00
구입 CHF 판매 EUR 에 1.07122 18/11/2020	26,138	95	0.00
구입 EUR 판매 HKD 에 0.10884 18/11/2020	158,591	(2,596)	(0.00)
구입 EUR 판매 CNY 에 0.12607 18/11/2020	185,546	(2,880)	(0.00)
구입 EUR 판매 USD 에 0.84668 18/11/2020	367,760	(4,874)	(0.00)
구입 EUR 판매 HKD 에 0.10925 18/11/2020	1,193,611	(15,095)	(0.00)
구입 EUR 판매 ZAR 에 0.05123 18/11/2020	650,684	(18,670)	(0.00)
구입 EUR 판매 CHF 에 0.92849 18/11/2020	2,209,838	(19,804)	(0.00)
구입 EUR 판매 GBP 에 1.09622 18/11/2020	1,804,339	(25,063)	(0.00)
구입 EUR 판매 JPY 에 0.00800 18/11/2020	1,069,019	(26,757)	(0.00)
구입 EUR 판매 USD 에 0.84705 18/11/2020	16,061,730	(205,820)	(0.02)
		(307,339)	(0.03)
기타 자산 및 부채		6,290,529	0.59
순자산		1,073,664,640	100.00

* 이사회 결정으로 가격이 책정된 유가증권.
별첨 재무제표에 대한 주석은 본 재무제표의 중요한 일부입니다. 투자종목 명세서 및 지역별 배분의 순자산 비율은 반올림되었습니다.

현재 투자종목 명세서서 2020년 10월 31일

지역별 배분

국가	국가 코드	% 순자산
미국	US	39.33
중국	CN	14.00
프랑스	FR	13.06
스위스	CH	7.39
영국	GB	6.06
독일	DE	4.36
일본	JP	3.24
아일랜드	IE	2.27
이탈리아	IT	2.27
남아프리카 공화국	ZA	2.26
홍콩	HK	1.48
네덜란드	NL	1.40
캐나다	CA	1.37
폴란드	PL	1.00
현금 및 기타 순자산		0.53

Fidelity Funds

Global Demographics Fund

현재 투자종목 명세서서 2020년 10월 31일

	국가 코드	CCY	주식 또는 명목	시가(USD)	% 순자산
공인된 주식 또는 공식 증권거래소에서 거래됨					
에너지					
Reliance Industries	IN	INR	157,890	4,371,411	0.53
				4,371,411	0.53
유틸리티					
Brookfield Renewable	US	CAD	67,628	4,531,225	0.54
				4,531,225	0.54
소재					
Linde	GB	USD	64,258	14,087,364	1.69
Ecolab	US	USD	61,815	11,368,381	1.37
				25,455,745	3.06
산업재					
FANUC	JP	JPY	97,335	20,603,696	2.48
Daikin Industries	JP	JPY	87,534	16,384,784	1.97
AMETEK	US	USD	131,323	12,865,756	1.55
SMC	JP	JPY	23,445	12,473,265	1.50
Airbus Group	FR	EUR	169,494	12,359,619	1.48
				74,687,120	8.97
정보 기술					
Microsoft	US	USD	167,841	33,818,253	4.06
Alphabet (A)	US	USD	18,401	29,855,907	3.59
Taiwan Semiconductor Manufacturing	TW	TWD	1,711,289	25,879,105	3.11
Apple	US	USD	213,227	23,214,024	2.79
Keyence	JP	JPY	49,676	22,560,579	2.71
Murata Manufacturing	JP	JPY	222,727	15,681,876	1.88
Trimble	US	USD	246,282	11,836,335	1.42
Dassault Systemes	FR	EUR	64,534	11,018,436	1.32
SAP	DE	EUR	77,764	8,288,920	1.00
Infineon Technologies	DE	EUR	296,332	8,251,265	0.99
				190,404,700	22.87
소비재					
Alibaba Group Holding ADR	CN	USD	109,457	33,236,668	3.99
Amazon.com	US	USD	10,394	31,656,640	3.80
LVMH Moet Hennessy Louis Vuitton	FR	EUR	52,104	24,420,898	2.93
Nike	US	USD	155,575	18,700,059	2.25
Naspers	ZA	ZAR	78,228	15,229,293	1.83
Pearson	GB	GBP	1,501,079	9,917,322	1.19
Midea Group	CN	CNY	824,609	9,626,012	1.16
				142,786,892	17.15
소비재					
L'Oreal	FR	EUR	76,255	24,671,016	2.96
Colgate-Palmolive	US	USD	191,639	15,166,342	1.82
Unilever	GB	GBP	219,756	12,537,438	1.51
Estee Lauder	US	USD	44,665	9,894,538	1.19
Heineken	NL	EUR	111,197	9,871,740	1.19
Diageo	GB	GBP	296,545	9,600,138	1.15
				81,741,212	9.82
건강					
Thermo Fisher Scientific	US	USD	67,358	31,799,762	3.82
CSL	AU	AUD	107,703	21,778,714	2.62
UnitedHealth Group	US	USD	68,997	21,103,524	2.54
ICON	IE	USD	105,274	18,987,144	2.28
Boston Scientific	US	USD	473,403	16,348,956	1.96
Zimmer Biomet Holdings	US	USD	117,276	15,469,833	1.86
Stryker	US	USD	75,366	15,097,297	1.81
Baxter International	US	USD	181,921	14,075,249	1.69
Teleflex	US	USD	41,765	13,261,956	1.59
Danaher	US	USD	57,473	13,112,993	1.58
Zoetis	US	USD	50,386	7,984,743	0.96
Cooper	US	USD	18,568	5,942,199	0.71
				194,962,370	23.42
금융					
AIA Group	HK	HKD	1,306,768	12,438,244	1.49
Morgan Stanley	US	USD	251,808	12,001,186	1.44
Prudential	GB	GBP	936,189	11,434,141	1.37
HDFC Bank ADR	IN	USD	189,674	10,819,030	1.30
Voya Financial	US	USD	209,921	9,981,729	1.20
Discover Financial Services	US	USD	130,338	8,256,886	0.99
				64,931,216	7.80

	국가 코드	CCY	주식 또는 명목	시가(USD)	% 순자산
개방형 펀드					
Fidelity ILF - The US Dollar Fund - A-ACC-USD	IE	USD	1,188	21,576,993	2.59
				21,576,993	2.59
커뮤니케이션 서비스					
Safaricom	KE	KES	48,211,270	13,670,199	1.64
				13,670,199	1.64
증권 자격 취득 또는 기타 통제 된 시장 에서 죽음을 맞게					
정보 기술					
Amadeus IT Group	ES	EUR	238,403	11,385,051	1.37
				11,385,051	1.37
주식 연계 채권					
HSBC (Midea Group (A)) ELN 23/11/2020	CN	USD	121,067	1,411,833	0.17
				1,411,833	0.17
단주				(3)	(0.00)
총 투자 (비용 USD 667,436,181)				831,915,964	99.93

	기본 노출 USD	미실현 이익 / (손실) USD	% 순자산
선물환 계약			
A-ACC 주식 (CZK) (CZK/USD 헤지)			
구입 CZK 판매 USD 에 23.32970 18/11/2020	350,022	(972)	(0.00)
구입 CZK 판매 USD 에 23.02935 18/11/2020	9,384,811	(146,555)	(0.02)
		(147,527)	(0.02)
A-ACC 주식 (EUR) (헤지)			
구입 USD 판매 AUD 에 0.71928 18/11/2020	5,002,377	115,465	0.01
구입 USD 판매 TWD 에 0.03525 18/11/2020	6,106,503	21,084	0.00
구입 USD 판매 INR 에 0.01364 18/11/2020	1,063,383	16,300	0.00
구입 USD 판매 EUR 에 1.17430 18/11/2020	1,986,834	15,116	0.00
구입 USD 판매 GBP 에 1.30306 18/11/2020	2,032,102	11,740	0.00
구입 USD 판매 CAD 에 0.75856 18/11/2020	1,004,555	10,093	0.00
구입 USD 판매 HKD 에 0.12901 18/11/2020	2,790,250	1,274	0.00
구입 USD 판매 JPY 에 0.00960 18/11/2020	253,963	1,019	0.00
구입 USD 판매 CNY 에 0.15004 18/11/2020	128,903	689	0.00
구입 USD 판매 JPY 에 0.00956 18/11/2020	718,096	(365)	(0.00)
구입 INR 판매 USD 에 73.81700 18/11/2020	119,440	(1,027)	(0.00)
구입 USD 판매 CNY 에 0.14884 18/11/2020	2,004,542	(5,405)	(0.00)
구입 USD 판매 GBP 에 1.29437 18/11/2020	7,802,311	(7,224)	(0.00)
구입 USD 판매 JPY 에 0.00948 18/11/2020	980,528	(8,589)	(0.00)
구입 EUR 판매 USD 에 0.84783 18/11/2020	2,131,668	(25,377)	(0.00)
구입 EUR 판매 USD 에 0.84654 18/11/2020	2,212,892	(29,682)	(0.00)
구입 USD 판매 ZAR 에 0.06045 18/11/2020	3,305,324	(54,927)	(0.01)
구입 USD 판매 JPY 에 0.00945 18/11/2020	17,342,236	(210,781)	(0.03)
구입 EUR 판매 USD 에 0.84721 18/11/2020	157,817,871	(1,994,200)	(0.24)
		(2,144,797)	(0.26)
A-ACC 주식 (SGD) (SGD/USD 헤지)			
구입 USD 판매 SGD 에 0.73376 18/11/2020	2,709	5	0.00
구입 USD 판매 SGD 에 0.73248 18/11/2020	3,954	1	0.00
구입 SGD 판매 USD 에 1.35713 18/11/2020	8,768	(54)	(0.00)
구입 SGD 판매 USD 에 1.35557 18/11/2020	128,581	(944)	(0.00)
		(992)	(0.00)
E-ACC 주식 (EUR) (헤지)			
구입 USD 판매 AUD 에 0.71928 18/11/2020	3,165,857	73,075	0.01
구입 USD 판매 EUR 에 1.17430 18/11/2020	1,771,112	13,475	0.00
구입 USD 판매 TWD 에 0.03525 18/11/2020	3,864,611	13,343	0.00
구입 USD 판매 INR 에 0.01364 18/11/2020	672,981	10,316	0.00
구입 USD 판매 GBP 에 1.30306 18/11/2020	1,168,734	6,752	0.00
구입 USD 판매 CAD 에 0.75856 18/11/2020	630,325	6,333	0.00
구입 USD 판매 EUR 에 1.16770 18/11/2020	1,355,634	2,635	0.00
구입 USD 판매 HKD 에 0.12901 18/11/2020	1,765,863	806	0.00
구입 USD 판매 CNY 에 0.15004 18/11/2020	60,429	323	0.00
구입 USD 판매 JPY 에 0.00956 18/11/2020	365,454	(186)	(0.00)
구입 TWD 판매 USD 에 28.44000 18/11/2020	352,704	(333)	(0.00)
구입 INR 판매 USD 에 73.76000 18/11/2020	61,971	(580)	(0.00)
구입 USD 판매 GBP 에 1.29474 18/11/2020	4,937,806	(3,177)	(0.00)
구입 USD 판매 CNY 에 0.14884 18/11/2020	1,268,614	(3,421)	(0.00)
구입 USD 판매 JPY 에 0.00948 18/11/2020	520,869	(4,563)	(0.00)
구입 EUR 판매 USD 에 0.84654 18/11/2020	1,285,351	(17,241)	(0.00)
구입 USD 판매 ZAR 에 0.06045 18/11/2020	2,091,835	(34,761)	(0.00)

별첨 재무제표에 대한 주석은 본 재무제표의 중요한 일부입니다. 투자종목 명세서 및 지역별 배분의 순자산 비율은 반올림되었습니다.

현재 투자종목 명세서 2020년 10월 31일

	기본 노출 USD	미실현 이익 / (손실) USD	% 순자산
구입 USD 판매 JPY 에 0.00945 18/11/2020	10,975,349	(133,539)	(0.02)
구입 EUR 판매 USD 에 0.84656 18/11/2020	99,953,873	(1,338,026)	(0.16)
		(1,408,769)	(0.17)
Y-ACC 주식 (EUR) (헤지)			
구입 USD 판매 AUD 에 0.71928 18/11/2020	1,254,180	28,949	0.00
구입 USD 판매 EUR 에 1.17430 18/11/2020	1,018,707	7,751	0.00
구입 USD 판매 TWD 에 0.03525 18/11/2020	1,530,988	5,286	0.00
구입 USD 판매 INR 에 0.01364 18/11/2020	266,606	4,087	0.00
구입 USD 판매 GBP 에 1.30306 18/11/2020	549,969	3,177	0.00
구입 USD 판매 CAD 에 0.75856 18/11/2020	254,894	2,561	0.00
구입 USD 판매 HKD 에 0.12901 18/11/2020	699,555	319	0.00
구입 USD 판매 CNY 에 0.15004 18/11/2020	41,983	224	0.00
구입 USD 판매 JPY 에 0.00956 18/11/2020	210,202	(107)	(0.00)
구입 JPY 판매 USD 에 104.12900 18/11/2020	48,861	(195)	(0.00)
구입 INR 판매 USD 에 73.81700 18/11/2020	26,022	(224)	(0.00)
구입 USD 판매 CNY 에 0.14884 18/11/2020	502,568	(1,355)	(0.00)
구입 USD 판매 GBP 에 1.29437 18/11/2020	1,956,181	(1,811)	(0.00)
구입 USD 판매 JPY 에 0.00948 18/11/2020	301,892	(2,644)	(0.00)
구입 EUR 판매 USD 에 0.84654 18/11/2020	541,735	(7,267)	(0.00)
구입 EUR 판매 USD 에 0.84783 18/11/2020	957,381	(11,397)	(0.00)
구입 USD 판매 ZAR 에 0.06045 18/11/2020	828,693	(13,771)	(0.00)
구입 USD 판매 JPY 에 0.00945 18/11/2020	4,347,949	(52,902)	(0.01)
구입 EUR 판매 USD 에 0.84666 18/11/2020	39,592,600	(525,354)	(0.06)
		(564,673)	(0.07)
기타 자산 및 부채		4,811,968	0.58
순자산		832,461,174	100.00

지역별 배분

국가	국가 코드	% 순자산
미국	US	46.53
일본	JP	10.54
프랑스	FR	8.71
영국	GB	6.92
중국	CN	5.32
아일랜드	IE	4.87
대만	TW	3.11
호주	AU	2.62
독일	DE	1.99
남아프리카 공화국	ZA	1.83
인도	IN	1.82
케냐	KE	1.64
홍콩	HK	1.49
스페인	ES	1.37
네덜란드	NL	1.19
현금 및 기타 순자산		0.05

현재 투자종목 명세서서 2020년 10월 31일

	국가 코드	CCY	주식 또는 명목	시장 가격 EUR순	% 자산
공인된 주식 또는 공식 증권거래소에서 거래됨					
산업재					
IHS Markit	GB	USD	53,745	3,732,458	0.93
				3,732,458	0.93
정보 기술					
Z Holdings	JP	JPY	1,121,013	6,714,252	1.67
Ingenico Group	FR	EUR	53,338	6,587,224	1.64
Fidelity National Information Services	US	USD	53,200	5,678,272	1.41
Global Payments	US	USD	38,207	5,115,567	1.27
PayPal Holdings	US	USD	26,956	4,301,376	1.07
Envestnet	US	USD	55,986	3,713,170	0.92
Tencent Holdings	CN	HKD	51,122	3,345,834	0.83
MasterCard	US	USD	13,725	3,343,362	0.83
Visa	US	USD	21,601	3,343,269	0.83
SS&C Technologies Holdings	US	USD	55,889	2,847,563	0.71
Broadridge Financial Solutions	US	USD	18,392	2,209,600	0.55
Shift4 Payments	US	USD	14,119	621,210	0.15
Nuvei	CA	CAD	11,199	357,969	0.09
				48,178,668	12.00
소비재					
MercadoLibre	AR	USD	6,773	7,060,642	1.76
Alibaba Group Holding ADR	CN	USD	26,933	7,019,579	1.75
Persimmon	GB	GBP	67,270	1,747,322	0.44
				15,827,543	3.94
금융					
JPMorgan Chase	US	USD	302,058	25,109,935	6.25
Bank of America	US	USD	770,826	15,462,164	3.85
Morgan Stanley	US	USD	368,625	15,079,743	3.76
AIA Group	HK	HKD	1,303,793	10,651,841	2.65
Ping An Insurance Group (H)	CN	HKD	1,179,138	10,445,396	2.60
Berkshire Hathaway	US	USD	60,365	10,406,606	2.59
Voya Financial	US	USD	236,218	9,640,934	2.40
Allianz	DE	EUR	55,840	8,435,143	2.10
Arch Capital Group	BM	USD	299,526	7,815,613	1.95
Axis Bank	IN	INR	1,333,423	7,586,670	1.89
Equitable Holdings	US	USD	403,596	7,402,988	1.84
Julius Baer Group	CH	CHF	192,094	7,367,197	1.83
NN Group	NL	EUR	245,560	7,352,071	1.83
Assurant	US	USD	67,515	7,208,980	1.80
Zurich Insurance Group	CH	CHF	24,594	7,003,921	1.74
St James's Place	GB	GBP	693,532	6,934,241	1.73
Blackstone Group	US	USD	157,928	6,787,240	1.69
SVB Financial Group	US	USD	27,238	6,664,812	1.66
Goldman Sachs Group	US	USD	40,084	6,435,136	1.60
UniCredit	IT	EUR	983,669	6,296,467	1.57
Arthur J Gallagher	US	USD	69,846	6,183,934	1.54
Legal & General Group	GB	GBP	2,917,025	5,994,020	1.49
AXA	FR	EUR	424,989	5,864,845	1.46
Willis Towers Watson	GB	USD	36,546	5,649,531	1.41
Athene Holding	BM	USD	199,597	5,415,453	1.35
Kinsale Capital Group	US	USD	33,084	5,390,640	1.34
Charles Schwab	US	USD	150,820	5,222,171	1.30
Intercontinental Exchange	US	USD	58,778	4,760,589	1.19
BNP Paribas	FR	EUR	158,533	4,733,011	1.18
Hannover Rueck	DE	EUR	37,447	4,669,648	1.16
HDFC Bank	IN	INR	335,283	4,596,242	1.14
Wells Fargo	US	USD	248,901	4,488,580	1.12
Citigroup	US	USD	127,652	4,473,670	1.11
3i Group	GB	GBP	414,893	4,433,387	1.10
Ageas	BE	EUR	124,619	4,305,595	1.07
First Republic Bank	US	USD	38,518	4,154,107	1.03
Brown & Brown	US	USD	111,683	4,152,699	1.03
Intermediate Capital Group	GB	GBP	315,217	4,104,331	1.02
Partners Group Holding	CH	CHF	5,008	3,877,984	0.97
Bank Rakyat Indonesia Persero	ID	IDR	17,976,827	3,489,408	0.87
ICICI Lombard General Insurance	IN	INR	218,111	3,117,560	0.78
KKR	US	USD	105,674	3,103,878	0.77
Hartford Financial Services Group	US	USD	93,601	3,102,760	0.77
China Merchants Bank (H)	CN	HKD	634,651	2,838,930	0.71
BAWAG Group	AT	EUR	71,743	2,252,722	0.56
ING Groep	NL	EUR	351,002	2,056,518	0.51
SBI Cards & Payment Services	IN	INR	143,553	1,329,831	0.33
XP (A)	BR	USD	38,506	1,303,208	0.32
RenaissanceRe Holdings	BM	USD	6,552	918,397	0.23
ABN AMRO Group	NL	EUR	110,260	776,895	0.19
StepStone Group	US	USD	7,836	169,819	0.04
				307,017,461	76.45
개방형 펀드					
Fidelity ILF - The Euro Fund - A-ACC-EUR	IE	EUR	1,141	15,723,027	3.92
Fidelity ILF - The US Dollar Fund - A-ACC-USD	IE	USD	1	955	0.00
				15,723,982	3.92
증권 자격 취득 또는 기타 통제 된 시장 에서 죽음을 맞게					
금융					
Grupo Financiero Banorte	MX	MXN	1,091,250	4,117,669	1.03
Banco Bradesco (Pref'd)	BR	BRL	660,498	1,985,904	0.49
Banco do Brasil	BR	BRL	279,334	1,253,321	0.31
Banco Santander	ES	EUR	477,366	816,678	0.20
				8,173,572	2.04
단주				3	0.00
총 투자 (비용 EUR 413,203,798)				398,653,687	99.27

	CCY	기본 노출	미실현 이익 / (손실) EUR순	% 자산
차액 거래 계약				
Apollo Global Management (GS)	USD	4,690,768	(217,133)	(0.05)
			(217,133)	(0.05)

	기본 노출 EUR	미실현 이익 / (손실) EUR순	% 자산
선물환 계약			
A-ACC 주식 (USD) (헤지)			
구입 USD 판매 EUR 에 1.18056 18/11/2020	2,127,544	27,617	0.01
구입 USD 판매 INR 에 0.01364 18/11/2020	232,620	3,566	0.00
구입 USD 판매 BRL 에 0.17908 18/11/2020	45,911	1,278	0.00
구입 HKD 판매 EUR 에 9.11129 18/11/2020	29,941	244	0.00
구입 JPY 판매 EUR 에 123.80646 18/11/2020	10,730	173	0.00
구입 GBP 판매 EUR 에 0.90552 18/11/2020	22,860	152	0.00
구입 USD 판매 EUR 에 1.16737 18/11/2020	83,863	140	0.00
구입 GBP 판매 EUR 에 0.90517 18/11/2020	18,449	115	0.00
구입 GBP 판매 EUR 에 0.90594 18/11/2020	14,239	101	0.00
구입 USD 판매 INR 에 0.01351 18/11/2020	13,990	80	0.00
구입 CHF 판매 EUR 에 1.07367 18/11/2020	8,662	51	0.00
구입 BRL 판매 USD 에 5.80360 18/11/2020	4,583	51	0.00
구입 CHF 판매 EUR 에 1.06884 18/11/2020	20,115	28	0.00
구입 IDR 판매 USD 에 14773.79694 18/11/2020	4,091	15	0.00
구입 JPY 판매 EUR 에 122.60375 18/11/2020	2,226	14	0.00
구입 INR 판매 USD 에 74.32410 18/11/2020	15,723	(28)	(0.00)
구입 EUR 판매 MXN 에 0.03981 18/11/2020	9,483	(115)	(0.00)
구입 USD 판매 IDR 에 0.00007 18/11/2020	47,028	(116)	(0.00)
구입 INR 판매 USD 에 73.45998 18/11/2020	19,711	(264)	(0.00)
구입 EUR 판매 USD 에 0.85153 18/11/2020	67,357	(512)	(0.00)
구입 EUR 판매 USD 에 0.85193 18/11/2020	77,139	(550)	(0.00)
구입 EUR 판매 MXN 에 0.03959 18/11/2020	43,035	(765)	(0.00)
구입 EUR 판매 USD 에 0.85063 18/11/2020	136,773	(1,182)	(0.00)
구입 EUR 판매 CHF 에 0.92849 18/11/2020	270,667	(2,426)	(0.00)
구입 EUR 판매 JPY 에 0.00800 18/11/2020	99,560	(2,492)	(0.00)
구입 EUR 판매 HKD 에 0.10925 18/11/2020	388,130	(4,909)	(0.00)
구입 EUR 판매 GBP 에 1.09622 18/11/2020	365,515	(5,077)	(0.00)
		15,189	0.00
기타 자산 및 부채		3,115,074	0.78
순자산		401,566,817	100.00

별첨 재무제표에 대한 주석은 본 재무제표의 중요한 일부입니다. 투자종목 명세서 및 지역별 배분의 순자산 비율은 반올림되었습니다.

현재 투자종목 명세서서 2020년 10월 31일

지역별 배분

국가	국가 코드	% 순자산
미국	US	46.46
영국	GB	8.12
중국	CN	5.89
스위스	CH	4.54
프랑스	FR	4.28
인도	IN	4.14
아일랜드	IE	3.92
버뮤다	BM	3.52
독일	DE	3.26
홍콩	HK	2.65
네덜란드	NL	2.54
아르헨티나	AR	1.76
일본	JP	1.67
이탈리아	IT	1.57
브라질	BR	1.13
벨기에	BE	1.07
멕시코	MX	1.03
인도네시아	ID	0.87
오스트리아	AT	0.56
스페인	ES	0.20
캐나다	CA	0.09
현금 및 기타 순자산		0.74

현재 투자종목 명세서서 2020년 10월 31일

	국가 코드	CCY	주식 또는 명목	시가(USD)	% 순자산
공인된 주식 또는 공식 증권거래소에서 거래됨					
에너지					
Hess	US	USD	110,981	4,053,033	0.62
Texas Pacific Land Trust	US	USD	5,801	2,668,350	0.41
CGG	FR	EUR	1,662,643	929,015	0.14
				7,650,398	1.17
유틸리티					
RWE	DE	EUR	308,799	11,436,978	1.76
American Water Works	US	USD	34,140	5,168,069	0.79
				16,605,047	2.55
소재					
Arcelormittal	LU	EUR	501,279	6,804,947	1.05
LG Chem	KR	KRW	12,356	6,731,370	1.03
Vulcan Materials	US	USD	45,979	6,650,902	1.02
Southern Copper	PE	USD	109,154	5,704,372	0.88
Agnico Eagle Mines	CA	USD	70,267	5,545,495	0.85
Franco-Nevada	CA	USD	37,732	5,112,698	0.79
Air Products and Chemicals	US	USD	18,073	4,977,660	0.76
Northern Star Resources	AU	AUD	467,851	4,929,392	0.76
AptarGroup	US	USD	38,359	4,410,079	0.68
LafargeHolcim	CH	CHF	101,044	4,339,529	0.67
Orla Mining	CA	CAD	262,701	1,046,580	0.16
				56,253,024	8.64
산업재					
FedEx	US	USD	31,442	8,137,786	1.25
FANUC	JP	JPY	38,004	8,044,523	1.24
Recruit Holdings	JP	JPY	165,879	6,319,693	0.97
Epiroc (A)	SE	SEK	378,996	5,670,598	0.87
Uber Technologies	US	USD	146,296	4,893,604	0.75
Roper Technologies	US	USD	12,968	4,764,824	0.73
Array Technologies	US	USD	82,530	2,968,616	0.46
Rolls-Royce Holdings RTS 06/11/2020	GB	GBP	2,515,085	1,270,685	0.20
Rolls-Royce Holdings	GB	GBP	754,526	697,118	0.11
				42,767,447	6.57
정보 기술					
Microsoft	US	USD	76,610	15,436,174	2.37
Apple	US	USD	140,204	15,263,991	2.34
Alphabet (A)	US	USD	6,801	11,035,104	1.69
Telefonaktiebolaget LM Ericsson	SE	SEK	893,471	9,978,938	1.53
Xilinx	US	USD	67,785	7,979,645	1.23
Samsung Electronics Perpetual (Pref'd)	KR	KRW	174,379	7,754,724	1.19
NAVER	KR	KRW	30,077	7,703,138	1.18
NXP Semiconductors	NL	USD	53,437	7,165,388	1.10
Flex	US	USD	505,028	7,141,093	1.10
Visa	US	USD	35,817	6,458,499	0.99
Keyence	JP	JPY	13,698	6,220,951	0.96
Twitter	US	USD	145,198	6,099,757	0.94
Renishaw	GB	GBP	82,599	5,986,797	0.92
IPG Photonics	US	USD	31,489	5,877,827	0.90
Nuance Communications	US	USD	176,960	5,708,714	0.88
Intuit	US	USD	17,992	5,695,355	0.87
Unity Software	US	USD	56,429	5,388,969	0.83
Cognex	US	USD	76,481	5,043,135	0.77
TDK	JP	JPY	42,013	4,942,018	0.76
Booz Allen Hamilton Holding	US	USD	61,944	4,873,762	0.75
Taiwan Semiconductor Manufacturing	TW	TWD	308,205	4,660,848	0.72
Dell Technologies	US	USD	74,787	4,470,754	0.69
Square (A)	US	USD	27,184	4,226,810	0.65
SAP	DE	EUR	39,337	4,192,904	0.64
Elastic	US	USD	34,455	3,528,840	0.54
Fujitsu	JP	JPY	28,398	3,327,939	0.51
SolarEdge Technologies	IL	USD	12,445	3,207,977	0.49
Workday	US	USD	10,357	2,185,329	0.34
JFrog	IL	USD	19,128	1,386,772	0.21
Snowflake	US	USD	3,624	897,005	0.14
				183,839,157	28.23
소비재					
Amazon.com	US	USD	4,639	14,129,183	2.17
Alibaba Group Holding	CN	HKD	247,816	9,415,968	1.45
Charter Communications	US	USD	14,344	8,649,778	1.33
Naspers	ZA	ZAR	42,580	8,289,338	1.27
LVMH Moet Hennessy Louis Vuitton	FR	EUR	14,606	6,845,774	1.05
Volkswagen (Pref'd)	DE	EUR	46,165	6,728,401	1.03
Nike	US	USD	55,298	6,646,829	1.02
Altice USA	US	USD	239,200	6,456,011	0.99
Williams-Sonoma	US	USD	68,203	6,222,197	0.96
Booking Holdings	US	USD	3,455	5,584,751	0.86
Dollar General	US	USD	26,760	5,571,235	0.86
Nintendo	JP	JPY	10,023	5,452,245	0.84
Advance Auto Parts	US	USD	28,337	4,140,926	0.64
Wyndham Hotels & Resorts	US	USD	87,741	4,029,047	0.62
Ocado Group	GB	GBP	111,806	3,296,550	0.51
				101,458,233	15.58
소비재					
Nestle	CH	CHF	80,518	9,060,223	1.39
Unilever	GB	EUR	125,859	7,119,006	1.09
Bunge	US	USD	118,548	6,683,717	1.03
Grocery Outlet Holding	US	USD	146,512	6,446,510	0.99
Monster Beverage	US	USD	67,044	5,132,896	0.79
Tesco	GB	GBP	1,814,613	4,830,772	0.74
JDE Peet's	NL	EUR	131,466	4,717,448	0.72
Colgate-Palmolive	US	USD	46,595	3,687,516	0.57
				47,678,088	7.32
건강					
UnitedHealth Group	US	USD	43,943	13,440,391	2.06
Danaher	US	USD	40,079	9,144,452	1.40
Amgen	US	USD	33,360	7,197,512	1.11
10X Genomics	US	USD	46,655	6,469,180	0.99
Bristol-Myers Squibb	US	USD	94,467	5,505,524	0.85
Regeneron Pharmaceuticals	US	USD	10,010	5,425,075	0.83
Boston Scientific	US	USD	153,204	5,290,884	0.81
Tecan Group	CH	CHF	10,668	5,064,620	0.78
1Life Healthcare	US	USD	170,023	4,835,449	0.74
Guardant Health	US	USD	36,221	3,861,535	0.59
NanoString Technologies	US	USD	84,715	3,135,314	0.48
Ascendis Pharma ADR	DK	USD	10,733	1,734,753	0.27
Vertex Pharmaceuticals	US	USD	7,382	1,538,456	0.24
Sutro Biopharma	US	USD	25,250	320,047	0.05
				72,963,192	11.21
금융					
Arthur J Gallagher	US	USD	83,405	8,603,208	1.32
Berkshire Hathaway	US	USD	41,515	8,338,268	1.28
Charles Schwab	US	USD	163,576	6,598,639	1.01
AIA Group	HK	HKD	684,398	6,514,324	1.00
Hong Kong Exchanges and Clearing	HK	HKD	121,027	5,802,769	0.89
CME Group	US	USD	36,422	5,430,459	0.83
Fairfax India Holdings	CA	USD	685,720	5,314,330	0.82
SBI Cards & Payment Services	IN	INR	478,585	5,165,213	0.79
Kotak Mahindra Bank	IN	INR	225,689	4,713,811	0.72
Axis Bank	IN	INR	679,679	4,505,379	0.69
ICICI Lombard General Insurance	IN	INR	268,173	4,465,780	0.69
Deutsche Boerse	DE	EUR	29,021	4,272,059	0.66
Wells Fargo	US	USD	191,084	4,014,681	0.62
ICICI Prudential Life Insurance	IN	INR	573,194	3,117,041	0.48
Intesa Sanpaolo	IT	EUR	1,811,431	2,995,934	0.46
BNP Paribas	FR	EUR	56,193	1,954,553	0.30
				81,806,448	12.56
부동산					
SBA Communications REIT	US	USD	15,546	4,518,086	0.69
Deutsche Wohnen	DE	EUR	88,654	4,475,414	0.69
				8,993,500	1.38
개방형 펀드					
Fidelity ILF - The US Dollar Fund - A-ACC-USD	IE	USD	380	6,897,957	1.06
Fidelity ILF - The Sterling Fund - A-ACC-GBP	IE	GBP	1	454	0.00
				6,898,411	1.06
커뮤니케이션 서비스					
Netflix	US	USD	19,723	9,373,161	1.44
CD Projekt	PL	PLN	39,780	3,370,020	0.52
				12,743,181	1.96
증권 자격 취득 또는 기타 통제 된 시장 에서 죽음을 맞게					
산업재					
Ryanair Holdings	IE	EUR	333,640	4,596,466	0.71
				4,596,466	0.71
커뮤니케이션 서비스					
Cellnex Telecom	ES	EUR	101,946	6,546,747	1.01
				6,546,747	1.01

* 이사회 결정으로 가격이 책정된 유가증권.

별첨 재무제표에 대한 주석은 본 재무제표의 중요한 일부입니다. 투자종목 명세서 및 지역별 배분의 순자산 비율은 반올림되었습니다.

현재 투자종목 명세서 2020년 10월 31일

	국가 코드	CCY	주식 또는 명목	시가(USD)	% 순자산
목록에 없음					
소재					
FARMERS BU SR F 0% (Pref'd) (Perpetual)*	US	USD	83,357	2,755,506	0.42
				2,755,506	0.42
단주				(1)	(0.00)
총 투자 (비용 USD 552,164,626)				653,554,844	100.37

	기본 노출 USD	미실현 이익 / (손실) USD	% 순자산
선물환 계약			
A-ACC 주식 (EUR) (헤지)			
구입 USD 판매 INR 에 0.01364 18/11/2020	1,736,397	26,617	0.00
구입 USD 판매 AUD 에 0.71928 18/11/2020	684,354	15,796	0.00
구입 USD 판매 PLN 에 0.26370 18/11/2020	227,232	9,995	0.00
구입 USD 판매 CHF 에 1.09641 18/11/2020	1,680,297	6,974	0.00
구입 USD 판매 SEK 에 0.11298 18/11/2020	1,239,860	5,093	0.00
구입 USD 판매 TWD 에 0.03525 18/11/2020	402,981	1,391	0.00
구입 USD 판매 CAD 에 0.75977 18/11/2020	83,963	979	0.00
구입 USD 판매 HKD 에 0.12901 18/11/2020	1,815,278	829	0.00
구입 USD 판매 CAD 에 0.76121 18/11/2020	12,842	174	0.00
구입 PLN 판매 USD 에 3.95448 18/11/2020	30,244	(34)	(0.00)
구입 CAD 판매 USD 에 1.31196 18/11/2020	9,070	(133)	(0.00)
구입 USD 판매 GBP 에 1.29463 18/11/2020	1,357,498	(990)	(0.00)
구입 USD 판매 JPY 에 0.00950 18/11/2020	264,154	(1,727)	(0.00)
구입 CHF 판매 USD 에 0.90402 18/11/2020	161,059	(2,081)	(0.00)
구입 AUD 판매 USD 에 1.38732 18/11/2020	262,953	(6,479)	(0.00)
구입 USD 판매 ZAR 에 0.06045 18/11/2020	656,419	(10,908)	(0.00)
구입 USD 판매 KRW 에 0.00087 18/11/2020	1,930,095	(17,943)	(0.00)
구입 USD 판매 JPY 에 0.00945 18/11/2020	2,548,937	(31,013)	(0.00)
구입 EUR 판매 USD 에 0.84666 18/11/2020	48,144,760	(638,832)	(0.10)
		(642,292)	(0.10)
E-ACC 주식 (EUR) (헤지)			
구입 USD 판매 INR 에 0.01364 18/11/2020	222,568	3,412	0.00
구입 USD 판매 AUD 에 0.71928 18/11/2020	87,741	2,025	0.00
구입 USD 판매 EUR 에 1.17270 18/11/2020	228,891	1,426	0.00
구입 USD 판매 PLN 에 0.26370 18/11/2020	29,124	1,281	0.00
구입 USD 판매 CHF 에 1.09641 18/11/2020	215,428	894	0.00
구입 USD 판매 SEK 에 0.11298 18/11/2020	158,928	653	0.00
구입 USD 판매 TWD 에 0.03525 18/11/2020	51,653	178	0.00
구입 USD 판매 HKD 에 0.12901 18/11/2020	232,682	106	0.00
구입 PLN 판매 USD 에 3.95448 18/11/2020	3,793	(4)	(0.00)
구입 KRW 판매 USD 에 1133.81019 18/11/2020	11,763	(17)	(0.00)
구입 JPY 판매 USD 에 104.03075 18/11/2020	14,148	(70)	(0.00)
구입 USD 판매 GBP 에 1.29463 18/11/2020	173,995	(127)	(0.00)
구입 CHF 판매 USD 에 0.91067 18/11/2020	24,158	(137)	(0.00)
구입 USD 판매 JPY 에 0.00950 18/11/2020	44,266	(289)	(0.00)
구입 AUD 판매 USD 에 1.39276 18/11/2020	34,105	(710)	(0.00)
구입 USD 판매 ZAR 에 0.06045 18/11/2020	84,139	(1,398)	(0.00)
구입 EUR 판매 USD 에 0.84654 18/11/2020	142,581	(1,913)	(0.00)
구입 USD 판매 KRW 에 0.00087 18/11/2020	247,396	(2,300)	(0.00)
구입 USD 판매 JPY 에 0.00945 18/11/2020	326,718	(3,975)	(0.00)
구입 EUR 판매 USD 에 0.84683 18/11/2020	6,159,100	(80,541)	(0.01)
		(81,506)	(0.01)
Y-ACC 주식 (EUR) (헤지)			
구입 USD 판매 INR 에 0.01364 18/11/2020	398,709	6,112	0.00
구입 USD 판매 AUD 에 0.71928 18/11/2020	157,133	3,627	0.00
구입 USD 판매 PLN 에 0.26370 18/11/2020	52,186	2,295	0.00
구입 USD 판매 CHF 에 1.09641 18/11/2020	385,871	1,601	0.00
구입 USD 판매 SEK 에 0.11298 18/11/2020	284,697	1,170	0.00
구입 USD 판매 TWD 에 0.03525 18/11/2020	92,532	319	0.00
구입 USD 판매 HKD 에 0.12901 18/11/2020	416,826	190	0.00
구입 PLN 판매 USD 에 3.95448 18/11/2020	6,828	(8)	(0.00)
구입 USD 판매 GBP 에 1.29463 18/11/2020	311,714	(227)	(0.00)
구입 CHF 판매 USD 에 0.91067 18/11/2020	43,155	(244)	(0.00)
구입 USD 판매 JPY 에 0.00950 18/11/2020	75,338	(492)	(0.00)
구입 AUD 판매 USD 에 1.38732 18/11/2020	61,558	(1,517)	(0.00)
구입 EUR 판매 USD 에 0.84654 18/11/2020	143,289	(1,922)	(0.00)
구입 USD 판매 ZAR 에 0.06045 18/11/2020	150,728	(2,505)	(0.00)
구입 USD 판매 KRW 에 0.00087 18/11/2020	443,185	(4,120)	(0.00)
구입 USD 판매 JPY 에 0.00945 18/11/2020	585,283	(7,121)	(0.00)
구입 EUR 판매 USD 에 0.84674 18/11/2020	11,034,529	(145,404)	(0.02)
		(148,246)	(0.02)

	시가(USD)	% 순자산
기타 자산 및 부채	(1,558,184)	(0.24)
순자산	651,124,616	100.00

지역별 배분

국가	국가 코드	% 순자산
미국	US	56.08
일본	JP	5.27
독일	DE	4.78
영국	GB	3.56
한국	KR	3.41
인도	IN	3.37
스위스	CH	2.84
캐나다	CA	2.61
스웨덴	SE	2.40
홍콩	HK	1.89
네덜란드	NL	1.82
아일랜드	IE	1.77
프랑스	FR	1.49
중국	CN	1.45
남아프리카 공화국	ZA	1.27
룩셈부르크	LU	1.05
스페인	ES	1.01
페루	PE	0.88
호주	AU	0.76
대만	TW	0.72
이스라엘	IL	0.71
폴란드	PL	0.52
이탈리아	IT	0.46
덴마크	DK	0.27
현금 및 기타 순 부채		(0.37)

Fidelity Funds

Global Health Care Fund

현재 투자종목 명세서서 2020년 10월 31일

	국가 코드	CCY	주식 또는 명목	시장 가격 EUR	% 순자산
공인된 주식 또는 공식 증권거래소에서 거래됨					
건강					
Thermo Fisher Scientific	US	USD	180,763	73,248,541	6.42
UnitedHealth Group	US	USD	239,341	62,834,074	5.51
Roche Holding	CH	CHF	178,916	49,401,990	4.33
Humana	US	USD	116,394	39,940,910	3.50
AbbVie	US	USD	543,303	39,288,681	3.44
Stryker	US	USD	222,369	38,234,375	3.35
Zimmer Biomet Holdings	US	USD	332,599	37,657,726	3.30
CSL	AU	AUD	213,376	37,034,536	3.25
Baxter International	US	USD	554,025	36,792,339	3.23
IQVIA Holdings	US	USD	258,142	34,015,673	2.98
Danaher	US	USD	169,294	33,154,044	2.91
ICON	IE	USD	205,308	31,783,486	2.79
Teleflex	US	USD	114,295	31,151,654	2.73
Bristol-Myers Squibb	US	USD	610,816	30,555,218	2.68
Boston Scientific	US	USD	1,030,085	30,534,299	2.68
Sanofi	FR	EUR	369,675	28,601,755	2.51
Regeneron Pharmaceuticals	US	USD	57,956	26,961,566	2.36
AstraZeneca	GB	GBP	289,959	25,038,602	2.20
Novartis	CH	CHF	366,550	24,548,218	2.15
Sonova Holding	CH	CHF	120,117	24,474,013	2.15
Mettler-Toledo International	US	USD	28,251	24,250,200	2.13
Amgen	US	USD	127,701	23,648,333	2.07
Cigna	US	USD	161,633	23,129,869	2.03
Bruker	US	USD	626,014	22,863,307	2.00
Abbott Laboratories	US	USD	254,672	22,840,803	2.00
Cooper	US	USD	72,915	20,029,173	1.76
Tecan Group	CH	CHF	49,113	20,013,690	1.75
Centene	US	USD	389,425	19,712,750	1.73
Novo Nordisk	DK	DKK	354,344	19,543,552	1.71
Kyowa Kirin	JP	JPY	854,000	18,213,548	1.60
Zoetis	US	USD	128,311	17,452,851	1.53
HCA Healthcare	US	USD	161,503	17,132,446	1.50
Genus	GB	GBP	374,435	17,078,440	1.50
Tandem Diabetes Care	US	USD	125,183	11,605,524	1.02
Astellas Pharma	JP	JPY	938,400	11,049,320	0.97
Eisai	JP	JPY	131,500	8,780,129	0.77
Lonza Group	CH	CHF	15,641	8,134,960	0.71
WuXi AppTec	CN	HKD	583,100	7,999,322	0.70
Wuxi Biologics Cayman	CN	HKD	309,500	7,459,333	0.65
Quidel	US	USD	30,540	6,957,316	0.61
Health Catalyst	US	USD	217,960	6,583,419	0.58
Alexion Pharmaceuticals	US	USD	58,379	5,762,487	0.51
Oak Street Health	US	USD	137,949	5,653,890	0.50
1Life Healthcare	US	USD	219,748	5,364,262	0.47
Ping An Healthcare and Technology	CN	HKD	390,100	4,324,250	0.38
NanoString Technologies	US	USD	135,579	4,306,921	0.38
Sutro Biopharma	US	USD	317,380	3,452,892	0.30
Arena Pharmaceuticals	US	USD	43,716	3,218,710	0.28
Apellis Pharmaceuticals	US	USD	116,175	3,193,928	0.28
Renalytix AI ADR	US	USD	301,063	3,157,796	0.28
Ascendis Pharma ADR	DK	USD	22,044	3,058,214	0.27
Exelixis	US	USD	156,650	2,741,593	0.24
Aprea Therapeutics	US	USD	123,166	2,325,782	0.20
Krystal Biotech	US	USD	55,124	2,100,773	0.18
				1,118,391,483	**98.06**
개방형 펀드					
Fidelity ILF - The US Dollar Fund - A-ACC-USD	IE	USD	1,013	15,788,113	1.38
				15,788,113	**1.38**
목록에 없음					
건강					
Grail*	US	USD	432,401	4,416,610	0.39
				4,416,610	**0.39**
단주				(3)	(0.00)
총 투자 (비용 EUR 1,030,685,714)				**1,138,596,203**	**99.83**
기타 자산 및 부채				1,922,780	0.17
순자산				**1,140,518,983**	**100.00**

지역별 배분

국가	국가 코드	% 순자산
미국	US	68.06
스위스	CH	11.10
아일랜드	IE	4.17
영국	GB	3.69
일본	JP	3.34
호주	AU	3.25
프랑스	FR	2.51
덴마크	DK	1.98
중국	CN	1.73
현금 및 기타 순자산		0.17

* 이사회 결정으로 가격이 책정된 유가증권.
별첨 재무제표에 대한 주석은 본 재무제표의 중요한 일부입니다. 투자종목 명세서 및 지역별 배분의 순자산 비율은 반올림되었습니다.

Fidelity Funds

Global Industrials Fund

현재 투자종목 명세서서 2020년 10월 31일

	국가 코드	CCY	주식 또는 명목	시장 가격 EUR	% 순자산
공인된 주식 또는 공식 증권거래소에서 거래됨					
에너지					
Chevron	US	USD	19,063	1,120,496	1.74
Total	FR	EUR	35,319	911,937	1.42
Equinor	NO	NOK	64,308	701,848	1.09
Marathon Petroleum	US	USD	22,550	552,984	0.86
Renewable Energy Group	US	USD	8,179	392,575	0.61
Galp Energia SGPS	PT	EUR	54,269	377,387	0.59
China Petroleum & Chemical (H)	CN	HKD	1,054,000	352,725	0.55
Baker Hughes	US	USD	27,969	347,377	0.54
SBM Offshore	NL	EUR	22,655	313,545	0.49
Parsley Energy	US	USD	25,856	215,716	0.34
Cabot Oil & Gas	US	USD	13,064	199,484	0.31
Lundin Energy	SE	SEK	12,044	197,530	0.31
Phillips 66	US	USD	4,817	188,082	0.29
Aker BP	NO	NOK	11,571	154,457	0.24
Kosmos Energy	US	USD	42,875	36,013	0.06
CGG	FR	EUR	73,015	35,018	0.05
				6,097,174	**9.49**
유틸리티					
RWE	DE	EUR	10,268	326,420	0.51
Clearway Energy	US	USD	9,334	225,448	0.35
				551,868	**0.86**
소재					
DuPont de Nemours	US	USD	35,644	1,733,178	2.70
Akzo Nobel	NL	EUR	20,637	1,706,698	2.66
Linde	GB	EUR	8,306	1,563,217	2.43
SIG Combibloc Group	CH	CHF	83,060	1,466,706	2.28
Fuchs Petrolub (Pref'd)	DE	EUR	30,391	1,342,669	2.09
BHP Group	AU	AUD	65,196	1,334,244	2.08
Sika	CH	CHF	5,984	1,265,153	1.97
Corteva	US	USD	42,456	1,180,329	1.84
Air Water	JP	JPY	93,712	1,150,079	1.79
Covestro	DE	EUR	24,321	996,425	1.55
Barrick Gold	CA	CAD	35,902	812,977	1.27
Anglo American	GB	GBP	28,397	571,893	0.89
Southern Copper	PE	USD	12,467	559,225	0.87
Franco-Nevada	CA	CAD	4,704	547,877	0.85
BlueScope Steel	AU	AUD	45,676	404,474	0.63
LG Chem	KR	KRW	804	375,964	0.59
Nucor	US	USD	8,983	364,548	0.57
Reliance Steel & Aluminum	US	USD	3,720	346,951	0.54
Albemarle	US	USD	4,112	326,793	0.51
Steel Dynamics	US	USD	11,926	321,528	0.50
Lundin Gold	CA	CAD	43,118	305,726	0.48
Wheaton Precious Metals	CA	CAD	7,760	299,520	0.47
				18,976,174	**29.55**
산업재					
Union Pacific	US	USD	14,495	2,180,211	3.40
FedEx	US	USD	9,616	2,136,301	3.33
WW Grainger	US	USD	6,116	1,832,362	2.85
ABB	CH	CHF	82,878	1,727,463	2.69
Makita	JP	JPY	43,345	1,645,095	2.56
L3Harris Technologies	US	USD	11,900	1,622,356	2.53
Mitsubishi Electric	JP	JPY	144,258	1,595,189	2.48
FANUC	JP	JPY	8,723	1,584,811	2.47
CSX	US	USD	22,253	1,498,074	2.33
General Dynamics	US	USD	13,007	1,447,624	2.25
Safran	FR	EUR	14,950	1,353,241	2.11
Otis Worldwide	US	USD	25,913	1,350,546	2.10
Kubota	JP	JPY	82,082	1,225,019	1.91
HD Supply Holdings	US	USD	33,892	1,163,899	1.81
Raytheon Technologies	US	USD	24,250	1,107,342	1.72
THK	JP	JPY	47,684	1,085,105	1.69
Carlisle Cos	US	USD	9,175	971,545	1.51
Copa Holdings	PA	USD	21,767	907,622	1.41
Owens Corning	US	USD	13,041	736,281	1.15
Komatsu	JP	JPY	35,293	683,187	1.06
Expeditors International of Washington	US	USD	8,001	604,657	0.94
General Electric	US	USD	92,538	584,991	0.91
Rolls-Royce Holdings RTS 06/11/2020	GB	GBP	1,128,819	489,514	0.76
Rolls-Royce Holdings	GB	GBP	338,646	268,555	0.42
Sunrun	US	USD	5,434	241,231	0.38
Plug Power	US	USD	8,148	98,017	0.15
Bloom Energy	US	USD	5,460	59,847	0.09
				30,200,085	**47.03**
정보 기술					
Analog Devices	US	USD	9,742	983,860	1.53
Trimble	US	USD	19,996	824,854	1.28
SolarEdge Technologies	IL	USD	1,595	352,897	0.55
Cass Information Systems	US	USD	5,179	172,062	0.27
Daqo New Energy ADR	CN	USD	702	110,182	0.17
				2,443,855	**3.81**
소비재					
Forbo Holding	CH	CHF	812	1,066,882	1.66
Genuine Parts Co	US	USD	12,896	997,988	1.55
Eicher Motors	IN	INR	33,240	802,656	1.25
				2,867,526	**4.47**
소비재					
Darling Ingredients	US	USD	11,871	434,368	0.68
				434,368	**0.68**
부동산					
Hannon Armstrong Sustainable Infrast. Capital REIT	US	USD	3,189	115,921	0.18
				115,921	**0.18**
개방형 펀드					
Fidelity ILF - The US Dollar Fund - A-ACC-USD	IE	USD	39	608,154	0.95
				608,154	**0.95**
증권 자격 취득 또는 기타 통제 된 시장 에서 죽음을 맞게					
에너지					
Reliance Industries GDR	IN	USD	10,839	510,760	0.80
Cheniere Energy	US	USD	10,065	409,667	0.64
Lukoil ADR	RU	USD	5,612	245,954	0.38
Novatek PJSC	RU	USD	1,891	195,584	0.30
				1,361,965	**2.12**
단주				2	0.00
총 투자 (비용 EUR 62,876,164)				**63,657,092**	**99.13**
기타 자산 및 부채				557,811	0.87
순자산				**64,214,903**	**100.00**

지역별 배분

국가	국가 코드	% 순자산
미국	US	45.36
일본	JP	13.97
스위스	CH	8.61
영국	GB	4.51
독일	DE	4.15
프랑스	FR	3.58
네덜란드	NL	3.15
캐나다	CA	3.06
호주	AU	2.71
인도	IN	2.05
파나마	PA	1.41
노르웨이	NO	1.33
아일랜드	IE	0.95
페루	PE	0.87
중국	CN	0.72
러시아	RU	0.69
포르투갈	PT	0.59
한국	KR	0.59
이스라엘	IL	0.55
스웨덴	SE	0.31
현금 및 기타 순자산		0.87

별첨 재무제표에 대한 주석은 본 재무제표의 중요한 일부입니다. 투자종목 명세서 및 지역별 배분의 순자산 비율은 반올림되었습니다.

현재 투자종목 명세서서 2020년 10월 31일

	국가 코드	CCY	주식 또는 명목	시장 가격 EUR	% 순자산
공인된 주식 또는 공식 증권거래소에서 거래됨					
에너지					
Enbridge	CA	CAD	155,195	3,627,322	5.23
Pembina Pipeline	CA	CAD	106,919	1,885,613	2.72
Kinder Morgan	US	USD	168,569	1,686,340	2.43
ONEOK	US	USD	63,904	1,558,871	2.25
China Petroleum & Chemical (H)	CN	HKD	3,561,984	1,192,033	1.72
Valero Energy	US	USD	31,754	1,023,719	1.48
				10,973,898	15.82
유틸리티					
Enel	IT	EUR	589,516	4,028,755	5.81
National Grid	GB	GBP	222,588	2,274,543	3.28
SSE	GB	GBP	149,379	2,084,543	3.00
Engie	FR	EUR	172,594	1,792,387	2.58
Edison International	US	USD	30,842	1,475,859	2.13
Snam	IT	EUR	345,651	1,448,276	2.09
DTE Energy	US	USD	12,797	1,347,760	1.94
Fortum	FI	EUR	82,813	1,337,433	1.93
Guangdong Investment	HK	HKD	843,941	1,074,265	1.55
AGL Energy	AU	AUD	109,538	824,500	1.19
Centrica	GB	GBP	1,277,179	528,004	0.76
				18,216,325	26.26
산업재					
International Consolidated Airlines	GB	GBP	1,226,868	1,315,622	1.90
Jiangsu Expressway (H)	CN	HKD	875,638	752,051	1.08
Air New Zealand	NZ	NZD	514,085	414,924	0.60
				2,482,597	3.58
소비재					
SES	LU	EUR	42,278	289,775	0.42
				289,775	0.42
건강					
Ramsay Health Care	AU	AUD	26,424	993,832	1.43
				993,832	1.43
개방형 펀드					
Fidelity ILF - The US Dollar Fund - A-ACC-USD	IE	USD	133	2,079,259	3.00
				2,079,259	3.00
커뮤니케이션 서비스					
AT&T	US	USD	147,554	3,398,035	4.90
Spark New Zealand	NZ	NZD	968,274	2,471,094	3.56
HKBN	HK	HKD	1,567,035	2,327,104	3.35
Singapore Telecommunications	SG	SGD	1,788,652	2,283,605	3.29
Deutsche Telekom	DE	EUR	155,753	2,035,687	2.93
Orange	FR	EUR	210,058	2,022,859	2.92
China Mobile	HK	HKD	375,415	1,970,938	2.84
Koninklijke KPN	NL	EUR	752,419	1,745,613	2.52
Nippon Telegraph & Telephone	JP	JPY	83,073	1,503,779	2.17
Airtel Africa	GB	GBP	2,173,808	1,491,360	2.15
Telstra	AU	AUD	916,079	1,480,075	2.13
Telenor	NO	NOK	109,209	1,446,980	2.09
Bezeq The Israeli Telecommunication	IL	ILS	1,376,869	1,348,383	1.94
Verizon Communications	US	USD	21,995	1,074,419	1.55
Sarana Menara Nusantara	ID	IDR	15,359,390	883,017	1.27
SmarTone Telecommunications Holdings	HK	HKD	1,862,547	862,579	1.24
				28,345,527	40.86
증권 자격 취득 또는 기타 통제 된 시장 에서 죽음을 맞게					
유틸리티					
Endesa	ES	EUR	111,448	2,564,412	3.70
Enagas	ES	EUR	121,708	2,255,257	3.25
				4,819,669	6.95
산업재					
Aena	ES	EUR	10,761	1,243,999	1.79
				1,243,999	1.79
단주				(3)	(0.00)
총 투자 (비용 EUR 86,846,584)				69,444,878	100.11

	CCY	기본 노출	미실현 이익 / (손실) EUR	% 순자산
차액 거래 계약				
Verizon Communications (GS)	USD	291,968	2,642	0.00
Ferrovial (GS)	EUR	553,377	(26,365)	(0.04)
			(23,723)	(0.03)

	기본 노출 EUR	미실현 이익 / (손실) EUR	% 순자산
선물환 계약			
A-MINCOME (G) 주식 (AUD) (헤지)			
구입 EUR 판매 NOK 에 0.09162 18/11/2020	20,397	374	0.00
구입 USD 판매 EUR 에 1.17906 18/11/2020	12,383	145	0.00
구입 MXN 판매 EUR 에 25.17697 18/11/2020	9,612	141	0.00
구입 MXN 판매 EUR 에 25.21909 18/11/2020	7,772	127	0.00
구입 NZD 판매 EUR 에 1.77171 18/11/2020	12,474	84	0.00
구입 NZD 판매 EUR 에 1.77688 18/11/2020	4,840	47	0.00
구입 HKD 판매 EUR 에 9.13921 18/11/2020	2,407	27	0.00
구입 CAD 판매 EUR 에 1.56224 18/11/2020	3,521	24	0.00
구입 USD 판매 EUR 에 1.16737 18/11/2020	12,078	20	0.00
구입 GBP 판매 EUR 에 0.90076 18/11/2020	6,661	9	0.00
구입 EUR 판매 AUD 에 0.60366 18/11/2020	13,815	9	0.00
구입 HKD 판매 EUR 에 9.05274 18/11/2020	3,082	5	0.00
구입 EUR 판매 CAD 에 0.64480 18/11/2020	2,320	1	0.00
구입 EUR 판매 CAD 에 0.64307 18/11/2020	3,222	(7)	(0.00)
구입 EUR 판매 GBP 에 1.10223 18/11/2020	1,890	(16)	(0.00)
구입 EUR 판매 GBP 에 1.10522 18/11/2020	3,224	(19)	(0.00)
구입 EUR 판매 AUD 에 0.60283 18/11/2020	36,738	(26)	(0.00)
구입 AUD 판매 EUR 에 1.65584 18/11/2020	24,157	(27)	(0.00)
구입 EUR 판매 GBP 에 1.10211 18/11/2020	3,224	(28)	(0.00)
구입 USD 판매 IDR 에 0.00007 18/11/2020	12,153	(30)	(0.00)
구입 EUR 판매 USD 에 0.85321 18/11/2020	8,752	(49)	(0.00)
구입 EUR 판매 USD 에 0.84662 18/11/2020	4,462	(59)	(0.00)
구입 EUR 판매 CAD 에 0.64330 18/11/2020	71,207	(122)	(0.00)
구입 EUR 판매 SGD 에 0.62504 18/11/2020	32,045	(168)	(0.00)
구입 EUR 판매 USD 에 0.84744 18/11/2020	22,309	(276)	(0.00)
구입 EUR 판매 MXN 에 0.03959 18/11/2020	17,653	(314)	(0.00)
구입 EUR 판매 JPY 에 0.00800 18/11/2020	21,098	(528)	(0.00)
구입 EUR 판매 NZD 에 0.55984 18/11/2020	57,332	(845)	(0.00)
구입 EUR 판매 GBP 에 1.09622 18/11/2020	98,716	(1,371)	(0.00)
구입 EUR 판매 HKD 에 0.10925 18/11/2020	113,790	(1,439)	(0.00)
구입 EUR 판매 USD 에 0.84705 18/11/2020	165,775	(2,124)	(0.00)
구입 AUD 판매 EUR 에 1.64268 18/11/2020	879,903	(7,957)	(0.01)
		(14,392)	(0.02)
A-MINCOME (G) 주식 (HKD) (헤지)			
구입 HKD 판매 EUR 에 9.15346 18/11/2020	727,484	9,318	0.01
구입 EUR 판매 AUD 에 0.60876 18/11/2020	42,288	386	0.00
구입 EUR 판매 NOK 에 0.09162 18/11/2020	18,355	337	0.00
구입 HKD 판매 EUR 에 9.15027 18/11/2020	11,661	145	0.00
구입 MXN 판매 EUR 에 25.17696 18/11/2020	8,575	126	0.00
구입 MXN 판매 EUR 에 25.21907 18/11/2020	7,066	116	0.00
구입 USD 판매 EUR 에 1.17906 18/11/2020	9,329	109	0.00
구입 NZD 판매 EUR 에 1.77171 18/11/2020	11,571	78	0.00
구입 HKD 판매 EUR 에 9.08524 18/11/2020	10,512	55	0.00
구입 NZD 판매 EUR 에 1.77688 18/11/2020	4,165	40	0.00
구입 USD 판매 EUR 에 1.17238 18/11/2020	4,862	29	0.00
구입 CAD 판매 EUR 에 1.56224 18/11/2020	2,880	19	0.00
구입 GBP 판매 EUR 에 0.90282 18/11/2020	2,769	10	0.00
구입 USD 판매 EUR 에 1.16737 18/11/2020	3,683	6	0.00
구입 EUR 판매 CAD 에 0.64481 18/11/2020	1,289	1	0.00
구입 AUD 판매 EUR 에 1.65640 18/11/2020	2,113	(2)	(0.00)
구입 EUR 판매 CAD 에 0.64307 18/11/2020	4,189	(9)	(0.00)
구입 EUR 판매 GBP 에 1.10007 18/11/2020	2,001	(21)	(0.00)
구입 USD 판매 IDR 에 0.00007 18/11/2020	10,935	(27)	(0.00)
구입 EUR 판매 GBP 에 1.10211 18/11/2020	4,224	(36)	(0.00)
구입 EUR 판매 USD 에 0.84662 18/11/2020	3,432	(46)	(0.00)
구입 EUR 판매 USD 에 0.85321 18/11/2020	8,666	(49)	(0.00)
구입 EUR 판매 USD 에 0.84668 18/11/2020	4,805	(64)	(0.00)
구입 EUR 판매 HKD 에 0.10986 18/11/2020	13,067	(93)	(0.00)
구입 EUR 판매 CAD 에 0.64330 18/11/2020	64,054	(110)	(0.00)
구입 EUR 판매 SGD 에 0.62504 18/11/2020	28,841	(151)	(0.00)
구입 EUR 판매 USD 에 0.84744 18/11/2020	13,815	(171)	(0.00)
구입 EUR 판매 HKD 에 0.11001 18/11/2020	30,284	(175)	(0.00)
구입 EUR 판매 MXN 에 0.03959 18/11/2020	15,883	(282)	(0.00)
구입 EUR 판매 JPY 에 0.00800 18/11/2020	18,983	(475)	(0.00)
구입 EUR 판매 NZD 에 0.55984 18/11/2020	51,593	(760)	(0.00)
구입 EUR 판매 GBP 에 1.09622 18/11/2020	88,822	(1,234)	(0.00)
구입 EUR 판매 USD 에 0.84705 18/11/2020	149,129	(1,911)	(0.00)
		5,159	0.01
A-MINCOME (G) 주식 (USD) (헤지)			
구입 USD 판매 EUR 에 1.18056 18/11/2020	1,777,457	23,073	0.03

별첨 재무제표에 대한 주석은 본 재무제표의 중요한 일부입니다. 투자종목 명세서 및 지역별 배분의 순자산 비율은 반올림되었습니다.

현재 투자종목 명세서 2020년 10월 31일

	기본 노출 EUR	미실현 이익 / (손실) EUR	% 순자산
구입 EUR 판매 AUD 에 0.60876 18/11/2020	107,560	982	0.00
구입 EUR 판매 NOK 에 0.09162 18/11/2020	46,705	857	0.00
구입 HKD 판매 EUR 에 9.11130 18/11/2020	63,284	515	0.00
구입 GBP 판매 EUR 에 0.90552 18/11/2020	57,757	383	0.00
구입 CAD 판매 EUR 에 1.56467 18/11/2020	45,824	380	0.00
구입 MXN 판매 EUR 에 25.21908 18/11/2020	17,923	294	0.00
구입 NZD 판매 EUR 에 1.77171 18/11/2020	29,181	196	0.00
구입 USD 판매 EUR 에 1.18117 18/11/2020	13,461	182	0.00
구입 SGD 판매 EUR 에 1.60353 18/11/2020	19,956	151	0.00
구입 NZD 판매 EUR 에 1.77688 18/11/2020	12,775	123	0.00
구입 AUD 판매 EUR 에 1.66494 18/11/2020	27,208	119	0.00
구입 NZD 판매 EUR 에 1.76636 18/11/2020	22,193	81	0.00
구입 JPY 판매 EUR 에 122.60356 18/11/2020	13,028	81	0.00
구입 ILS 판매 EUR 에 3.99777 18/11/2020	12,457	78	0.00
구입 MXN 판매 EUR 에 24.88524 18/11/2020	22,142	65	0.00
구입 GBP 판매 EUR 에 0.90518 18/11/2020	9,059	57	0.00
구입 HKD 판매 EUR 에 9.08525 18/11/2020	5,724	30	0.00
구입 IDR 판매 USD 에 14773.80417 18/11/2020	7,827	28	0.00
구입 GBP 판매 EUR 에 0.90076 18/11/2020	4,219	6	0.00
구입 EUR 판매 AUD 에 0.60283 18/11/2020	905	(1)	(0.00)
구입 AUD 판매 EUR 에 1.65640 18/11/2020	4,709	(4)	(0.00)
구입 EUR 판매 CAD 에 0.64307 18/11/2020	11,084	(23)	(0.00)
구입 EUR 판매 USD 에 0.85662 18/11/2020	26,256	(44)	(0.00)
구입 EUR 판매 GBP 에 1.10211 18/11/2020	5,669	(49)	(0.00)
구입 EUR 판매 GBP 에 1.10522 18/11/2020	9,783	(57)	(0.00)
구입 EUR 판매 GBP 에 1.10007 18/11/2020	6,114	(64)	(0.00)
구입 USD 판매 IDR 에 0.00007 18/11/2020	27,829	(69)	(0.00)
구입 NOK 판매 EUR 에 10.99751 18/11/2020	13,276	(140)	(0.00)
구입 EUR 판매 ILS 에 0.25064 18/11/2020	42,991	(182)	(0.00)
구입 EUR 판매 USD 에 0.85321 18/11/2020	43,417	(245)	(0.00)
구입 EUR 판매 CAD 에 0.64330 18/11/2020	162,970	(280)	(0.00)
구입 EUR 판매 USD 에 0.85153 18/11/2020	40,414	(307)	(0.00)
구입 EUR 판매 SGD 에 0.62504 18/11/2020	73,326	(384)	(0.00)
구입 EUR 판매 MXN 에 0.03959 18/11/2020	40,424	(718)	(0.00)
구입 EUR 판매 JPY 에 0.00800 18/11/2020	48,311	(1,209)	(0.00)
구입 EUR 판매 NZD 에 0.55984 18/11/2020	131,256	(1,933)	(0.00)
구입 EUR 판매 GBP 에 1.09622 18/11/2020	226,001	(3,139)	(0.00)
구입 EUR 판매 HKD 에 0.10925 18/11/2020	260,553	(3,295)	(0.00)
구입 EUR 판매 USD 에 0.85075 18/11/2020	437,777	(3,722)	(0.01)
		11,816	0.02
기타 자산 및 부채		(54,251)	(0.08)
순자산		69,369,487	100.00

지역별 배분

국가	국가 코드	% 순자산
미국	US	16.67
영국	GB	11.09
홍콩	HK	8.99
스페인	ES	8.74
캐나다	CA	7.95
이탈리아	IT	7.90
프랑스	FR	5.50
호주	AU	4.75
뉴질랜드	NZ	4.16
싱가포르	SG	3.29
아일랜드	IE	3.00
독일	DE	2.93
중국	CN	2.80
네덜란드	NL	2.52
일본	JP	2.17
노르웨이	NO	2.09
이스라엘	IL	1.94
핀란드	FI	1.93
인도네시아	ID	1.27
룩셈부르크	LU	0.42
현금 및 기타 순 부채		(0.10)

Global Low Volatility Equity Fund [4]

현재 투자종목 명세서서 2020년 10월 31일

공인된 주식 또는 공식 증권거래소에서 거래됨

	국가 코드	CCY	주식 또는 명목	시가(USD)	% 순자산
유틸리티					
Orsted	DK	DKK	2,092	332,178	1.17
NextEra Energy	US	USD	3,968	292,799	1.03
CMS Energy	US	USD	4,462	284,140	1.00
American Electric Power	US	USD	2,829	256,166	0.90
Enel	IT	EUR	30,747	244,806	0.86
American Water Works	US	USD	1,525	230,855	0.81
Eversource Energy	US	USD	2,603	228,830	0.81
Entergy	US	USD	2,254	226,843	0.80
Dominion Energy	US	USD	2,530	203,741	0.72
Public Service Enterprise Group	US	USD	3,471	203,539	0.72
Duke Energy	US	USD	2,177	201,024	0.71
CLP Holdings	HK	HKD	20,520	188,984	0.67
Evergy	US	USD	3,334	183,703	0.65
PPL	US	USD	6,440	177,358	0.62
Pinnacle West Capital	US	USD	1,999	162,938	0.57
				3,417,904	12.03
소재					
Barrick Gold	CA	CAD	11,734	309,564	1.09
Agnico Eagle Mines	CA	CAD	3,830	302,810	1.07
Kirkland Lake Gold	CA	CAD	6,520	296,279	1.04
Wheaton Precious Metals	CA	CAD	6,168	277,365	0.98
Newmont Goldcorp	US	USD	4,106	255,311	0.90
Franco-Nevada	CA	CAD	1,493	202,591	0.71
				1,643,920	5.79
산업재					
Waste Management	US	USD	2,467	264,314	0.93
ITOCHU	JP	JPY	10,409	250,109	0.88
Schindler Holding	CH	CHF	823	210,634	0.74
Waste Connections (US)	US	USD	2,065	204,414	0.72
Roper Technologies	US	USD	550	202,087	0.71
Northrop Grumman	US	USD	693	197,824	0.70
SGS	CH	CHF	77	192,532	0.68
SG Holdings	JP	JPY	5,290	127,719	0.45
Elbit Systems	IL	ILS	981	111,092	0.39
East Japan Railway	JP	JPY	1,906	99,465	0.35
Kamigumi	JP	JPY	5,450	97,552	0.34
Singapore Technologies Engineering	SG	SGD	33,591	85,881	0.30
Secom	JP	JPY	730	61,699	0.22
				2,105,322	7.41
정보 기술					
Accenture	IE	USD	1,409	305,288	1.07
Nice	IL	ILS	1,332	304,886	1.07
Black Knight	US	USD	3,246	285,064	1.00
Visa	US	USD	1,446	260,743	0.92
Facebook	US	USD	940	249,579	0.88
Adobe	US	USD	540	240,538	0.85
Alphabet (A)	US	USD	148	240,127	0.85
Booz Allen Hamilton Holding	US	USD	2,827	222,428	0.78
Microsoft	US	USD	1,020	205,520	0.72
Check Point Software Technologies (H)	IL	USD	1,763	201,282	0.71
Akamai Technologies	US	USD	1,993	190,491	0.67
Keyence	JP	JPY	390	177,119	0.62
Fiserv	US	USD	1,860	175,826	0.62
Jack Henry & Associates	US	USD	1,170	173,839	0.61
Fidelity National Information Services	US	USD	1,319	164,018	0.58
Oracle Japan	JP	JPY	1,609	161,095	0.57
Fujitsu	JP	JPY	1,288	150,938	0.53
Keysight Technologies Inc	US	USD	1,300	135,148	0.48
Oracle	US	USD	2,170	121,433	0.43
ASM Pacific Technology	HK	HKD	10,687	107,749	0.38
				4,073,111	14.33
소비재					
Nitori Holdings	JP	JPY	1,653	340,575	1.20
Dollar General	US	USD	1,482	308,538	1.09
Amazon.com	US	USD	91	277,166	0.98
McDonald's	US	USD	1,286	272,568	0.96
Pan Pacific International Holdings	JP	JPY	11,908	253,243	0.89
Target	US	USD	1,520	231,040	0.81
Activision Blizzard	US	USD	3,000	225,270	0.79
Electronic Arts	US	USD	1,855	221,617	0.78
Bandai Namco Holdings	JP	JPY	2,737	204,587	0.72
TJX	US	USD	3,951	198,972	0.70
Take-Two Interactive Software	US	USD	1,270	197,066	0.69
Starbucks	US	USD	2,154	186,450	0.66
Dollar Tree	US	USD	1,755	158,266	0.56
adidas	DE	EUR	470	139,631	0.49
Marui Group	JP	JPY	6,700	121,004	0.43
Ross Stores	US	USD	893	76,084	0.27
				3,412,077	12.01
소비재					
Procter & Gamble	US	USD	1,860	254,020	0.89
Costco Wholesale	US	USD	694	249,000	0.88
Tsuruha Holdings	JP	JPY	1,750	245,310	0.86
Unicharm	JP	JPY	5,090	235,828	0.83
Mondelez International	US	USD	4,375	232,094	0.82
Monster Beverage	US	USD	3,000	229,680	0.81
Barry Callebaut	CH	CHF	109	225,197	0.79
Kroger	US	USD	6,610	212,842	0.75
Nestle	CH	CHF	1,870	210,420	0.74
Conagra Brands	US	USD	6,000	210,420	0.74
Keurig Dr Pepper	US	USD	7,400	199,430	0.70
Kimberly-Clark	US	USD	1,493	198,181	0.70
JM Smucker	US	USD	1,735	193,956	0.68
Cosmos Pharmaceutical	JP	JPY	1,052	178,848	0.63
Lamb Weston Holdings	US	USD	2,740	173,058	0.61
Coca-Cola	US	USD	3,519	168,279	0.59
Kao	JP	JPY	2,356	167,858	0.59
Diageo	GB	GBP	5,111	165,460	0.58
Philip Morris International	US	USD	2,166	152,985	0.54
Chocoladefabriken Lindt & Spruengli	CH	CHF	18	142,821	0.50
Asahi Group Holdings	JP	JPY	4,428	137,096	0.48
Reckitt Benckiser Group	GB	GBP	1,350	118,922	0.42
Kirin Holdings	JP	JPY	3,230	58,271	0.21
				4,359,976	15.34
건강					
Danaher	US	USD	1,578	360,036	1.27
Thermo Fisher Scientific	US	USD	580	273,818	0.96
Bio-Rad Laboratories (A)	US	USD	450	266,198	0.94
Roche Holding	CH	CHF	821	264,109	0.93
Jazz Pharmaceuticals	IE	USD	1,750	254,048	0.89
AstraZeneca	GB	GBP	2,492	250,707	0.88
Regeneron Pharmaceuticals	US	USD	440	238,476	0.84
Eli Lilly	US	USD	1,720	225,354	0.79
UnitedHealth Group	US	USD	733	224,195	0.79
Masimo	US	USD	1,000	221,360	0.78
Vertex Pharmaceuticals	US	USD	1,047	218,205	0.77
Bristol-Myers Squibb	US	USD	3,677	214,296	0.75
Recordati	IT	EUR	4,100	212,516	0.75
Merck	US	USD	2,840	212,205	0.75
Humana	US	USD	517	206,691	0.73
Novartis	CH	CHF	2,634	205,517	0.72
Sanofi	FR	EUR	2,100	189,294	0.67
Becton Dickinson	US	USD	812	186,663	0.66
Alexion Pharmaceuticals	US	USD	1,615	185,725	0.65
Amgen	US	USD	838	180,799	0.64
Chugai Pharmaceutical	JP	JPY	4,293	165,802	0.58
				4,756,014	16.74
금융					
Marsh & McLennan	US	USD	2,467	252,917	0.89
Berkshire Hathaway	US	USD	1,137	228,366	0.80
AIA Group	HK	HKD	23,000	218,922	0.77
Intercontinental Exchange	US	USD	2,277	214,858	0.76
Assurant	US	USD	1,636	203,518	0.72
Zurich Insurance Group	CH	CHF	594	197,082	0.69
Willis Towers Watson	GB	USD	1,072	193,067	0.68
Allstate	US	USD	2,118	187,358	0.66
Tokio Marine Holdings	JP	JPY	4,040	180,614	0.64
Chubb	CH	USD	1,264	165,938	0.58
Travelers	US	USD	1,304	157,262	0.55
United Overseas Bank	SG	SGD	10,740	149,867	0.53
iShares Edge MSCI World Min Volatility UCITS ETF	IE	USD	2,000	98,820	0.35
				2,448,589	8.62
부동산					
Equinix REIT	US	USD	380	275,093	0.97
American Tower REIT	US	USD	1,181	269,410	0.95
Link REIT	HK	HKD	27,012	206,136	0.73
Prologis REIT	US	USD	1,609	159,613	0.56
Vonovia	DE	EUR	2,316	147,918	0.52
Henderson Land Development	HK	HKD	29,669	104,656	0.37
Sino Land	HK	HKD	28,777	34,096	0.12
				1,196,922	4.21
커뮤니케이션 서비스					
T-Mobile US	US	USD	1,870	203,138	0.71
Netflix	US	USD	410	194,844	0.69

전체 주식 목록은 6페이지에 나와 있습니다.

별첨 재무제표에 대한 주석은 본 재무제표의 중요한 일부입니다. 투자종목 명세서 및 지역별 배분의 순자산 비율은 반올림되었습니다.

현재 투자종목 명세서서 2020년 10월 31일

	국가 코드	CCY	주식 또는 명목	시가(USD)	% 순자산
Liberty Global	GB	USD	7,400	136,493	0.48
HKT Trust and HKT	HK	HKD	89,891	116,243	0.41
				650,718	2.29

증권 자격 취득 또는 기타 통제 된 시장 에서 죽음을 맞게

소비재

Kerry Group	IE	EUR	1,740	208,192	0.73
				208,192	0.73
단주				(4)	(0.00)
총 투자 (비용 USD 26,706,515)				28,272,741	99.50

	기본 노출 USD	미실현 이익 / (손실) USD	% 순자산
선물환 계약			
A-MINCOME (G) 주식 (SGD) (SGD/USD 헤지)			
구입 USD 판매 SGD 에 0.73254 18/11/2020	3,808	1	0.00
구입 SGD 판매 USD 에 1.35557 18/11/2020	105,122	(772)	(0.00)
		(771)	(0.00)
기타 자산 및 부채		143,077	0.50
순자산		28,415,047	100.00

지역별 배분

국가	국가 코드	% 순자산
미국	US	59.22
일본	JP	12.02
스위스	CH	6.38
캐나다	CA	4.89
홍콩	HK	3.44
아일랜드	IE	3.05
영국	GB	3.04
이스라엘	IL	2.17
이탈리아	IT	1.61
덴마크	DK	1.17
독일	DE	1.01
싱가포르	SG	0.83
프랑스	FR	0.67
현금 및 기타 순자산		0.50

Fidelity Funds

Global Property Fund 6

현재 투자종목 명세서서 2020년 10월 31일

	국가 코드	CCY	주식 또는 명목	시가(USD)	% 순자산
공인된 주식 또는 공식 증권거래소에서 거래됨					
부동산					
Prologis REIT	US	USD	186,745	18,525,080	9.87
Vonovia	DE	EUR	196,176	12,529,395	6.67
Healthpeak Properties REIT	US	USD	361,359	9,702,488	5.17
American Homes 4 Rent REIT	US	USD	322,755	9,137,181	4.87
Digital Realty Trust REIT	US	USD	63,399	8,991,900	4.79
Camden Property Trust REIT	US	USD	93,956	8,665,519	4.62
Public Storage REIT	US	USD	37,525	8,623,241	4.59
Mitsui Fudosan	JP	JPY	480,501	8,186,030	4.36
Equity LifeStyle Properties REIT	US	USD	134,031	7,931,972	4.23
Invitation Homes REIT	US	USD	269,736	7,326,030	3.90
Mitsubishi Estate	JP	JPY	488,339	7,287,922	3.88
Healthcare Realty Trust REIT	US	USD	241,257	6,685,239	3.56
Great Portland Estates REIT	GB	GBP	848,135	6,339,598	3.38
Lendlease Group	AU	AUD	675,320	5,677,137	3.02
Equity Residential REIT	US	USD	115,890	5,401,620	2.88
Embassy Office Parks REIT	IN	INR	1,101,715	5,112,939	2.72
Deutsche Wohnen	DE	EUR	98,918	4,993,554	2.66
Corporate Office Properties Trust REIT	US	USD	214,154	4,730,651	2.52
GLP J-REIT	JP	JPY	2,901	4,474,281	2.38
ADO Properties (A)	DE	EUR	173,031	4,350,317	2.32
Sun Hung Kai Properties	HK	HKD	249,092	3,193,004	1.70
CSI Properties	HK	HKD	99,943,855	2,893,121	1.54
VEREIT REIT	US	USD	443,028	2,695,826	1.44
Land Securities Group REIT	GB	GBP	334,459	2,206,670	1.18
Welltower REIT	US	USD	40,691	2,166,415	1.15
China Overseas Land & Investment	HK	HKD	792,336	1,989,558	1.06
Simon Property Group REIT	US	USD	29,202	1,809,949	0.96
iCade REIT	FR	EUR	30,317	1,532,947	0.82
British Land REIT	GB	GBP	301,983	1,363,736	0.73
American Tower REIT	US	USD	4,101	935,622	0.50
Capital & Counties Properties REIT	GB	GBP	366,536	496,671	0.26
				175,955,613	93.73
개방형 펀드					
Fidelity ILF - The US Dollar Fund - A-ACC-USD	IE	USD	577	10,473,452	5.58
				10,473,452	5.58
증권 자격 취득 또는 기타 통제 된 시장 에서 죽음을 맞게					
부동산					
Merlin Properties Socimi REIT	ES	EUR	176,136	1,185,069	0.63
				1,185,069	0.63
단주				1	0.00
총 투자 (비용 USD 186,393,054)				187,614,135	99.94
기타 자산 및 부채				110,103	0.06
순자산				187,724,238	100.00

지역별 배분

국가	국가 코드	% 순자산
미국	US	55.04
독일	DE	11.65
일본	JP	10.63
아일랜드	IE	5.58
영국	GB	5.54
홍콩	HK	4.30
호주	AU	3.02
인도	IN	2.72
프랑스	FR	0.82
스페인	ES	0.63
현금 및 기타 순자산		0.06

전체 주석 목록은 6페이지에 나와 있습니다.
별첨 재무제표에 대한 주석은 본 재무제표의 중요한 일부입니다. 투자종목 명세서 및 지역별 배분의 순자산 비율은 반올림되었습니다.

현재 투자종목 명세서서 2020년 10월 31일

	국가 코드	CCY	주식 또는 명목	시장 가격 EUR	% 순자산
공인된 주식 또는 공식 증권거래소에서 거래됨					
소재					
JSR	JP	JPY	2,592,644	50,298,684	0.69
				50,298,684	0.69
산업재					
Uber Technologies	US	USD	2,989,928	85,844,452	1.17
Rolls-Royce Holdings RTS 06/11/2020	GB	GBP	123,581,423	53,591,251	0.73
Acuity Brands	US	USD	665,559	50,860,235	0.70
Rolls-Royce Holdings	GB	GBP	37,074,427	29,400,985	0.40
Ushio	JP	JPY	3,013,460	28,912,449	0.40
Samsung C&T	KR	KRW	181,372	15,249,603	0.21
				263,858,975	3.61
정보 기술					
Apple	US	USD	4,723,791	441,422,328	6.03
Alphabet (A)	US	USD	297,655	414,522,939	5.67
Samsung Electronics Perpetual (Pref'd)	KR	KRW	9,480,246	361,864,650	4.95
Microsoft	US	USD	1,672,294	289,215,570	3.95
Analog Devices	US	USD	2,382,356	240,597,397	3.29
KLA-Tencor	US	USD	1,257,889	214,123,389	2.93
Western Digital	US	USD	6,553,608	208,412,656	2.85
NXP Semiconductors	NL	USD	1,797,409	206,870,528	2.83
Intel	US	USD	5,282,687	199,282,529	2.72
Xilinx	US	USD	1,743,106	176,128,424	2.41
Texas Instruments	US	USD	1,381,746	169,846,650	2.32
Oracle	US	USD	3,285,729	157,821,047	2.16
Taiwan Semiconductor Manufacturing	TW	TWD	11,221,746	145,660,478	1.99
SAP	DE	EUR	1,513,969	138,513,028	1.89
Facebook	US	USD	607,514	138,449,904	1.89
Applied Materials	US	USD	2,641,085	133,408,735	1.82
Telefonaktiebolaget LM Ericsson	SE	SEK	13,633,555	130,697,871	1.79
International Business Machines	US	USD	1,362,650	129,826,347	1.77
Cisco Systems	US	USD	4,091,617	125,131,371	1.71
Cognizant Technology Solutions	US	USD	1,859,294	113,755,185	1.55
Juniper Networks	US	USD	6,647,170	111,998,574	1.53
Workday	US	USD	612,770	110,977,667	1.52
Visa	US	USD	709,972	109,885,558	1.50
Infineon Technologies	DE	EUR	4,476,191	106,980,964	1.46
Nutanix	US	USD	4,923,487	103,198,625	1.41
Corning	US	USD	3,656,874	98,998,171	1.35
Trimble	US	USD	2,366,722	97,630,726	1.33
Akamai Technologies	US	USD	1,137,501	93,319,908	1.28
Renesas Electronics	JP	JPY	12,459,952	88,385,539	1.21
Z Holdings	JP	JPY	14,247,524	85,334,836	1.17
PTC	US	USD	1,132,036	80,822,951	1.10
Cree	US	USD	1,434,046	77,644,406	1.06
Hon Hai Precision Industry	TW	TWD	32,507,895	75,744,067	1.04
Dell Technologies	US	USD	1,307,848	67,107,120	0.92
Samsung Electronics	KR	KRW	1,422,310	61,337,847	0.84
TripAdvisor	US	USD	3,609,020	58,733,119	0.80
Box	US	USD	4,303,176	57,767,194	0.79
Salesforce.com	US	USD	269,592	53,552,810	0.73
AMS	AT	CHF	2,697,527	49,655,787	0.68
NAVER	KR	KRW	224,605	49,374,926	0.67
F5 Networks	US	USD	301,349	34,207,460	0.47
AIXTRON	DE	EUR	3,076,720	29,764,192	0.41
Qualcomm	US	USD	277,907	29,380,555	0.40
Sage Group	GB	GBP	4,099,320	28,971,553	0.40
Micro Focus International	GB	GBP	11,401,933	27,372,044	0.37
Delta Electronics	TW	TWD	3,246,518	18,541,262	0.25
VMware	US	USD	165,710	18,215,993	0.25
LINK Mobility Group Holding ASA	NO	NOK	3,708,320	17,023,286	0.23
Zuora	US	USD	1,476,388	12,165,420	0.17
ESI Group	FR	EUR	250,168	9,756,538	0.13
				5,999,400,124	82.00
소비재					
Booking Holdings	US	USD	107,011	148,488,943	2.03
Electronic Arts	US	USD	1,388,613	142,395,210	1.95
Amazon.com	US	USD	53,486	139,828,195	1.91
Activision Blizzard	US	USD	1,699,580	109,541,609	1.50
Marriott International	US	USD	868,095	68,215,166	0.93
Trip.com Group ADR	CN	USD	2,670,744	65,516,376	0.90
Rakuten	JP	JPY	5,157,771	43,138,042	0.59
				717,123,541	9.80
금융					
CME Group	US	USD	647,808	82,904,801	1.13
				82,904,801	1.13
개방형 펀드					
Fidelity ILF - The US Dollar Fund - A-ACC-USD	IE	USD	2,491	38,844,728	0.53
				38,844,728	0.53
커뮤니케이션 서비스					
Netflix	US	USD	284,512	116,054,090	1.59
				116,054,090	1.59
증권 자격 취득 또는 기타 통제 된 시장 에서 죽음을 맞게					
정보 기술					
Mail.Ru Group GDR	RU	USD	1,113,861	25,096,640	0.34
				25,096,640	0.34
금융					
Kaspi KZ	KZ	USD	173,925	6,411,815	0.09
				6,411,815	0.09
단주				(2)	(0.00)
총 투자 (비용 EUR 6,257,591,085)				7,299,993,396	99.78

	기본 노출 EUR	미실현 이익 / (손실) EUR	% 순자산
선물환 계약			
A-ACC 주식 (EUR) (헤지)			
구입 USD 판매 EUR 에 1.17238 18/11/2020	1,573,125	9,375	0.00
구입 USD 판매 TWD 에 0.03525 18/11/2020	1,709,141	5,901	0.00
구입 USD 판매 EUR 에 1.17436 18/11/2020	535,270	4,099	0.00
구입 GBP 판매 EUR 에 0.90517 18/11/2020	105,725	661	0.00
구입 JPY 판매 EUR 에 122.22720 18/11/2020	135,780	429	0.00
구입 SEK 판매 EUR 에 10.38527 18/11/2020	91,948	242	0.00
구입 GBP 판매 EUR 에 0.90076 18/11/2020	86,038	115	0.00
구입 CHF 판매 EUR 에 1.06789 18/11/2020	49,724	25	0.00
구입 USD 판매 KRW 에 0.00088 18/11/2020	193,526	(224)	(0.00)
구입 EUR 판매 SEK 에 0.09638 18/11/2020	159,239	(276)	(0.00)
구입 EUR 판매 NOK 에 0.08977 18/11/2020	121,609	(281)	(0.00)
구입 EUR 판매 GBP 에 1.10522 18/11/2020	166,305	(964)	(0.00)
구입 EUR 판매 GBP 에 1.09651 18/11/2020	126,841	(1,729)	(0.00)
구입 EUR 판매 CHF 에 0.92849 18/11/2020	393,212	(3,524)	(0.00)
구입 EUR 판매 SEK 에 0.09580 18/11/2020	868,457	(6,651)	(0.00)
구입 EUR 판매 GBP 에 1.09622 18/11/2020	897,223	(12,463)	(0.00)
구입 EUR 판매 USD 에 0.84668 18/11/2020	2,049,450	(27,164)	(0.00)
구입 USD 판매 KRW 에 0.00087 18/11/2020	3,478,737	(32,339)	(0.00)
구입 EUR 판매 JPY 에 0.00800 18/11/2020	2,378,830	(59,541)	(0.00)
구입 EUR 판매 USD 에 0.84705 18/11/2020	46,285,812	(593,122)	(0.01)
		(717,431)	(0.01)
A-ACC 주식 (USD) (헤지)			
구입 USD 판매 EUR 에 1.18056 18/11/2020	11,971,746	155,401	0.00
구입 USD 판매 TWD 에 0.03525 18/11/2020	3,054,946	10,548	0.00
구입 USD 판매 EUR 에 1.18109 18/11/2020	397,768	5,343	0.00
구입 JPY 판매 EUR 에 123.35240 18/11/2020	382,610	4,741	0.00
구입 JPY 판매 EUR 에 123.80650 18/11/2020	205,546	3,313	0.00
구입 USD 판매 EUR 에 1.18117 18/11/2020	144,687	1,953	0.00
구입 USD 판매 EUR 에 1.17436 18/11/2020	232,808	1,783	0.00
구입 GBP 판매 EUR 에 0.90735 18/11/2020	174,795	1,515	0.00
구입 CHF 판매 EUR 에 1.07316 18/11/2020	77,715	422	0.00
구입 EUR 판매 USD 에 0.85662 18/11/2020	105,883	(176)	(0.00)
구입 TWD 판매 USD 에 28.39800 18/11/2020	103,771	(251)	(0.00)
구입 EUR 판매 NOK 에 0.08977 18/11/2020	207,174	(479)	(0.00)
구입 EUR 판매 GBP 에 1.10620 18/11/2020	185,981	(914)	(0.00)
구입 EUR 판매 GBP 에 1.09651 18/11/2020	206,769	(2,819)	(0.00)
구입 EUR 판매 USD 에 0.85321 18/11/2020	710,464	(4,009)	(0.00)
구입 EUR 판매 CHF 에 0.92849 18/11/2020	702,760	(6,298)	(0.00)
구입 EUR 판매 SEK 에 0.09580 18/11/2020	1,552,293	(11,889)	(0.00)
구입 EUR 판매 USD 에 0.84478 18/11/2020	793,695	(12,274)	(0.00)
구입 EUR 판매 GBP 에 1.09622 18/11/2020	1,603,795	(22,277)	(0.00)
구입 USD 판매 KRW 에 0.00087 18/11/2020	6,217,947	(57,804)	(0.00)
구입 EUR 판매 JPY 에 0.00800 18/11/2020	4,251,957	(106,425)	(0.00)
		(40,596)	(0.00)
I-ACC 주식 (EUR) (헤지)			
구입 USD 판매 EUR 에 1.17238 18/11/2020	2,780,668	16,571	0.00
구입 USD 판매 TWD 에 0.03525 18/11/2020	2,348,860	8,110	0.00
구입 JPY 판매 EUR 에 122.22720 18/11/2020	210,535	664	0.00
구입 GBP 판매 EUR 에 0.90076 18/11/2020	244,571	328	0.00

별첨 재무제표에 대한 주석은 본 재무제표의 중요한 일부입니다. 투자종목 명세서 및 지역별 배분의 순자산 비율은 반올림되었습니다.

현재 투자종목 명세서 2020년 10월 31일

	기본 노출 EUR	미실현 이익 / (손실) EUR	% 순자산
구입 SEK 판매 EUR 에 10.38527 18/11/2020	107,027	281	0.00
구입 CHF 판매 EUR 에 1.06789 18/11/2020	73,228	36	0.00
구입 USD 판매 KRW 에 0.00088 18/11/2020	226,648	(262)	(0.00)
구입 EUR 판매 SEK 에 0.09638 18/11/2020	193,270	(335)	(0.00)
구입 EUR 판매 NOK 에 0.08977 18/11/2020	166,325	(384)	(0.00)
구입 EUR 판매 GBP 에 1.10522 18/11/2020	218,775	(1,268)	(0.00)
구입 EUR 판매 GBP 에 1.09651 18/11/2020	157,745	(2,150)	(0.00)
구입 EUR 판매 CHF 에 0.92849 18/11/2020	540,303	(4,842)	(0.00)
구입 EUR 판매 SEK 에 0.09580 18/11/2020	1,193,518	(9,141)	(0.00)
구입 EUR 판매 GBP 에 1.09622 18/11/2020	1,233,056	(17,128)	(0.00)
구입 EUR 판매 USD 에 0.84668 18/11/2020	2,027,998	(26,879)	(0.00)
구입 USD 판매 KRW 에 0.00087 18/11/2020	4,780,804	(44,444)	(0.00)
구입 EUR 판매 JPY 에 0.00800 18/11/2020	3,269,210	(81,827)	(0.00)
구입 EUR 판매 USD 에 0.84705 18/11/2020	63,610,247	(815,123)	(0.01)
		(977,793)	(0.01)
Y-ACC 주식 (EUR) (헤지)			
구입 USD 판매 EUR 에 1.18296 18/11/2020	21,194,448	318,637	0.00
구입 USD 판매 EUR 에 1.18439 18/11/2020	2,922,271	47,522	0.00
구입 JPY 판매 EUR 에 124.85121 18/11/2020	1,254,920	30,987	0.00
구입 USD 판매 EUR 에 1.17238 18/11/2020	3,751,599	22,357	0.00
구입 USD 판매 TWD 에 0.03525 18/11/2020	4,729,885	16,331	0.00
구입 USD 판매 EUR 에 1.17436 18/11/2020	1,589,376	12,172	0.00
구입 GBP 판매 EUR 에 0.91345 18/11/2020	288,794	4,463	0.00
구입 KRW 판매 USD 에 1138.72000 18/11/2020	1,399,104	4,023	0.00
구입 TWD 판매 USD 에 28.61000 18/11/2020	620,389	3,120	0.00
구입 JPY 판매 EUR 에 122.22720 18/11/2020	314,743	993	0.00
구입 CHF 판매 EUR 에 1.07237 18/11/2020	181,094	850	0.00
구입 SEK 판매 EUR 에 10.38527 18/11/2020	224,270	590	0.00
구입 GBP 판매 EUR 에 0.90076 18/11/2020	283,538	380	0.00
구입 CHF 판매 EUR 에 1.07013 18/11/2020	92,045	238	0.00
구입 SEK 판매 EUR 에 10.34662 18/11/2020	325,275	(358)	(0.00)
구입 EUR 판매 SEK 에 0.09638 18/11/2020	233,017	(404)	(0.00)
구입 EUR 판매 NOK 에 0.08977 18/11/2020	271,244	(627)	(0.00)
구입 EUR 판매 GBP 에 1.09651 18/11/2020	319,714	(4,358)	(0.00)
구입 EUR 판매 CHF 에 0.92849 18/11/2020	1,088,102	(9,751)	(0.00)
구입 EUR 판매 SEK 에 0.09580 18/11/2020	2,403,382	(18,407)	(0.00)
구입 EUR 판매 GBP 에 1.09622 18/11/2020	2,483,009	(34,490)	(0.00)
구입 EUR 판매 USD 에 0.84668 18/11/2020	4,162,137	(55,165)	(0.00)
구입 USD 판매 KRW 에 0.00087 18/11/2020	9,627,071	(89,496)	(0.00)
구입 EUR 판매 JPY 에 0.00800 18/11/2020	6,583,184	(164,774)	(0.00)
구입 EUR 판매 USD 에 0.84705 18/11/2020	128,091,499	(1,641,407)	(0.02)
		(1,556,574)	(0.02)
기타 자산 및 부채		19,467,657	0.27
순자산		7,316,168,659	100.00

지역별 배분

국가	국가 코드	% 순자산
미국	US	72.60
한국	KR	6.67
일본	JP	4.05
독일	DE	3.76
대만	TW	3.28
네덜란드	NL	2.83
영국	GB	1.90
스웨덴	SE	1.79
중국	CN	0.90
오스트리아	AT	0.68
아일랜드	IE	0.53
러시아	RU	0.34
노르웨이	NO	0.23
프랑스	FR	0.13
카자흐스탄	KZ	0.09
현금 및 기타 순자산		0.23

현재 투자종목 명세서서 2020년 10월 31일

	국가 코드	CCY	주식 또는 명목	시가(USD)	% 순자산
공인된 주식 또는 공식 증권거래소에서 거래됨					
에너지					
CNOOC	CN	HKD	4,856,815	4,429,226	0.51
China Oilfield Services (H)	CN	HKD	3,129,571	1,887,807	0.22
				6,317,033	0.73
유틸리티					
China Resources Gas Group	HK	HKD	1,429,237	6,204,028	0.72
CK Infrastructure Holdings	HK	HKD	769,934	3,630,284	0.42
Huadian Power International (H)	CN	HKD	5,487,713	1,360,854	0.16
SIIC Environment Holdings	SG	HKD	6,582,864	900,548	0.10
				12,095,714	1.40
소재					
Anhui Conch Cement (A)	CN	CNY	805,471	6,130,169	0.71
Anhui Conch Cement (H)	CN	HKD	733,057	4,583,813	0.53
Sinofert Holdings	HK	HKD	3,374,754	300,954	0.03
				11,014,936	1.28
산업재					
Estun Automation	CN	CNY	3,187,842	10,570,160	1.22
Weichai Power (H)	CN	HKD	4,248,841	8,054,650	0.93
Anhui Heli Co	CN	CNY	1,042,586	2,197,240	0.25
Zoomlion Heavy Industry Science & Technology (H)	CN	HKD	1,524,918	1,346,054	0.16
Estun Automation (A)	CN	CNY	350,787	1,163,130	0.13
				23,331,234	2.70
정보 기술					
Tencent Holdings	CN	HKD	1,202,593	91,697,488	10.61
Taiwan Semiconductor Manufacturing	TW	TWD	5,408,020	81,783,208	9.47
MediaTek	TW	TWD	540,200	12,859,028	1.49
Largan Precision	TW	TWD	70,764	7,515,932	0.87
Kingsoft	CN	HKD	990,699	5,322,667	0.62
Chaozhou Three-Circle Group (A)	CN	CNY	1,108,209	5,141,452	0.60
Sunny Optical Technology (H)	CN	HKD	300,997	5,002,081	0.58
Autohome ADR	CN	USD	41,116	3,919,176	0.45
Semiconductor Manufacturing International	CN	HKD	1,073,921	3,160,238	0.37
Hangzhou Hikvision Digital Technology (A)	CN	CNY	443,677	2,981,550	0.35
Ming Yuan Cloud Group Holdings	CN	HKD	637,786	2,722,123	0.32
Xiaomi	CN	HKD	940,865	2,667,883	0.31
Zhejiang Dahua Technology (A)	CN	CNY	550,565	1,864,011	0.22
ASM Pacific Technology	HK	HKD	123,090	1,241,024	0.14
Aurora Mobile ADR	CN	USD	506,215	880,814	0.10
				228,758,675	26.48
소비재					
Alibaba Group Holding ADR	CN	USD	253,031	76,832,808	8.89
JD.com ADR	CN	USD	267,952	21,696,081	2.51
NetEase ADR	CN	USD	128,208	11,030,997	1.28
Focus Media Information Technology	CN	CNY	7,424,659	10,374,473	1.20
Alibaba Group Holding	CN	HKD	245,980	9,346,201	1.08
Shenzhou International Group Holdings	CN	HKD	427,775	7,434,538	0.86
ANTA Sports Products	CN	HKD	656,811	7,279,802	0.84
Great Wall Motor (H)	CN	HKD	4,383,891	7,099,254	0.82
TAL Education Group ADR	CN	USD	98,401	6,447,240	0.75
New Oriental Education & Technology Group ADR	CN	USD	37,647	6,047,918	0.70
Sands China	CN	HKD	1,647,709	5,779,972	0.67
Trip.com Group ADR	CN	USD	198,576	5,675,310	0.66
Yum China Holdings	CN	USD	105,923	5,646,757	0.65
Li Ning	CN	HKD	937,376	4,877,542	0.56
Haidilao International Holding	CN	HKD	527,243	3,491,436	0.40
Galaxy Entertainment Group	HK	HKD	448,505	2,963,029	0.34
Yum China Holdings	CN	HKD	49,834	2,686,003	0.31
Baozun ADR	CN	USD	72,617	2,665,044	0.31
Xingda International Holdings	CN	HKD	9,997,684	2,576,513	0.30
MINISO Group Holding ADR	CN	USD	133,433	2,547,243	0.29
Focus Media Information Technology (A)	CN	CNY	1,246,446	1,741,659	0.20
Baozun	CN	HKD	112,326	1,352,792	0.16
Goodbaby International Holdings	CN	HKD	10,387,386	1,320,652	0.15
Regina Miracle International Holdings	HK	HKD	3,188,283	990,784	0.11
Jiumaojiu International Holdings	CN	HKD	235,216	519,068	0.06
				208,423,116	24.13
소비재					
Kweichow Moutai (A)	CN	CNY	89,704	22,395,510	2.59
China Mengniu Dairy	HK	HKD	3,387,711	15,959,136	1.85
Hengan International Group	CN	HKD	1,035,549	7,215,373	0.84
President Chain Store	TW	TWD	726,579	6,560,870	0.76
Angel Yeast (A)	CN	CNY	799,258	6,308,180	0.73
Uni-President Enterprises	TW	TWD	2,523,591	5,414,637	0.63
WH Group	HK	HKD	5,853,494	4,607,699	0.53
Tingyi Cayman Islands Holding	CN	HKD	2,505,650	4,583,918	0.53
Nongfu Spring	CN	HKD	979,735	4,484,789	0.52
China Resources Beer Holdings	HK	HKD	428,572	2,658,204	0.31
Sun Art Retail Group	HK	HKD	1,132,227	1,226,353	0.14
				81,414,669	9.42
건강					
Wuxi Biologics Cayman	CN	HKD	473,921	13,307,290	1.54
Innovent Biologics	CN	HKD	1,397,842	10,363,096	1.20
WuXi AppTec	CN	HKD	634,199	10,136,313	1.17
Pharmaron Beijing (H)	CN	HKD	605,084	8,758,110	1.01
Sino Biopharmaceutical	HK	HKD	8,636,720	8,747,794	1.01
Jiangsu Hengrui Medicine	CN	CNY	536,734	7,136,564	0.83
Hansoh Pharmaceutical Group	CN	HKD	1,572,759	7,037,472	0.81
Hangzhou Tigermed Consulting	CN	HKD	324,020	5,201,714	0.60
Peijia Medical	CN	HKD	1,330,566	4,317,028	0.50
Aier Eye Hospital Group (A)	CN	CNY	347,697	3,237,606	0.37
Akeso	HK	HKD	714,619	2,245,880	0.26
Venus MedTech Hangzhou	CN	HKD	217,276	2,094,275	0.24
Jiangsu Hengrui Medicine (A)	CN	CNY	49,956	664,222	0.08
Everest Medicines	CN	HKD	26,412	197,360	0.02
				83,444,724	9.66
금융					
AIA Group	HK	HKD	2,695,219	25,653,978	2.97
Industrial & Commercial Bank of China (H)	CN	HKD	39,261,169	22,304,619	2.58
Ping An Insurance Group (H)	CN	HKD	1,813,457	18,715,954	2.17
E.Sun Financial Holding	TW	TWD	16,731,471	14,246,413	1.65
Huatai Securities (H)	CN	HKD	5,157,214	8,354,865	0.97
CITIC Securities (H)	CN	HKD	3,579,572	7,768,673	0.90
Hong Kong Exchanges and Clearing	HK	HKD	146,974	7,046,857	0.82
China Life Insurance (H)	CN	HKD	2,783,724	6,088,499	0.70
				110,179,858	12.75
부동산					
China Resources Land	HK	HKD	3,370,767	13,782,071	1.60
Sun Hung Kai Properties	HK	HKD	601,496	7,710,320	0.89
Longfor Group Holdings	CN	HKD	1,278,739	7,005,047	0.81
Shimao Services Holdings	CN	HKD	2,814,621	6,024,666	0.70
Link REIT	HK	HKD	738,738	5,637,514	0.65
				40,159,618	4.65
개방형 펀드					
Fidelity ILF - The US Dollar Fund - A-ACC-USD	IE	USD	761	13,818,845	1.60
				13,818,845	1.60
커뮤니케이션 서비스					
China Mobile	HK	HKD	2,286,879	13,987,796	1.62
Bilibili ADR	CN	USD	276,423	12,411,387	1.44
HKBN	HK	HKD	1,904,155	3,294,456	0.38
				29,693,639	3.44
목록에 없음					
정보 기술					
Bytedance*	CN	USD	47,972	3,012,065	0.35
Sensetime Group*	CN	USD	6,797,349	2,403,543	0.28
				5,415,608	0.63
건강					
China Animal Healthcare*	BM	HKD	1,759,138	2	0.00
				2	0.00
단주				(2)	(0.00)
총 투자 (비용 USD 563,262,968)				854,067,669	98.86
기타 자산 및 부채				9,805,803	1.14
순자산				863,873,472	100.00

* 이사회 결정으로 가격이 책정된 유가증권.

별첨 재무제표에 대한 주석은 본 재무제표의 중요한 일부입니다. 투자종목 명세서 및 지역별 배분의 순자산 비율은 반올림되었습니다.

현재 투자종목 명세서서 2020년 10월 31일

지역별 배분

국가	국가 코드	% 순자산
중국	CN	67.50
대만	TW	14.86
홍콩	HK	14.80
아일랜드	IE	1.60
싱가포르	SG	0.10
버뮤다	BM	0.00
현금 및 기타 순자산		1.14

Fidelity Funds

Greater China Fund II [1,3,4,5]

현재 투자종목 명세서서 2020년 10월 31일

	국가 코드	CCY	주식 또는 명목	시가(USD)	% 순자산
공인된 주식 또는 공식 증권거래소에서 거래됨					
에너지					
CNOOC	CN	HKD	4,188,000	3,819,293	0.50
China Oilfield Services (H)	CN	HKD	2,682,000	1,617,825	0.21
				5,437,118	0.71
유틸리티					
China Resources Gas Group	HK	HKD	1,212,000	5,261,045	0.69
CK Infrastructure Holdings	HK	HKD	697,000	3,286,395	0.43
Huadian Power International (H)	CN	HKD	3,694,000	916,045	0.12
SIIC Environment Holdings	SG	HKD	4,840,280	662,160	0.09
				10,125,645	1.33
소재					
Anhui Conch Cement (H)	CN	HKD	1,448,500	9,057,483	1.19
Sinofert Holdings	HK	HKD	2,346,000	209,212	0.03
				9,266,695	1.21
산업재					
Estun Automation (A)	CN	CNY	3,022,609	10,032,467	1.31
Weichai Power (H)	CN	HKD	3,483,000	6,602,822	0.86
Zoomlion Heavy Industry Science & Technology (H)	CN	HKD	1,267,400	1,118,741	0.15
				17,754,030	2.32
정보 기술					
Tencent Holdings	CN	HKD	1,064,000	81,129,827	10.62
Taiwan Semiconductor Manufacturing	TW	TWD	4,768,000	72,104,460	9.44
MediaTek	TW	TWD	466,000	11,092,759	1.45
Largan Precision	TW	TWD	60,000	6,372,657	0.83
Kingsoft	CN	HKD	849,000	4,561,371	0.60
Chaozhou Three-Circle Group	CN	CNY	962,948	4,472,063	0.59
Sunny Optical Technology (H)	CN	HKD	257,900	4,285,879	0.56
Autohome ADR	CN	USD	34,993	3,335,533	0.44
Semiconductor Manufacturing International	CN	HKD	928,500	2,732,305	0.36
Ming Yuan Cloud Group Holdings	CN	HKD	561,450	2,396,316	0.31
Hangzhou Hikvision Digital Technology	CN	CNY	354,636	2,385,610	0.31
Xiaomi	CN	HKD	831,000	2,356,354	0.31
Zhejiang Dahua Technology	CN	CNY	545,556	1,848,927	0.24
ASM Pacific Technology	HK	HKD	109,200	1,100,983	0.14
Aurora Mobile ADR	CN	USD	486,109	845,830	0.11
				201,020,874	26.31
소비재					
Alibaba Group Holding ADR	CN	USD	234,857	71,314,328	9.33
JD.com ADR	CN	USD	236,237	19,128,110	2.50
Focus Media Information Technology (A)	CN	CNY	7,635,770	10,680,298	1.40
NetEase ADR	CN	USD	110,090	9,472,144	1.24
Shenzhou International Group Holdings	CN	HKD	362,600	6,301,833	0.82
Great Wall Motor (H)	CN	HKD	3,889,000	6,297,829	0.82
ANTA Sports Products	CN	HKD	518,000	5,741,280	0.75
New Oriental Education & Technology Group ADR	CN	USD	35,226	5,659,057	0.74
TAL Education Group ADR	CN	USD	84,647	5,546,071	0.73
Sands China	CN	HKD	1,450,400	5,087,834	0.67
Trip.com Group ADR	CN	USD	172,993	4,944,140	0.65
Alibaba Group Holding	CN	HKD	126,600	4,810,259	0.63
Yum China Holdings	CN	USD	79,790	4,253,605	0.56
Li Ning	CN	HKD	797,000	4,147,108	0.54
Haidilao International Holding	CN	HKD	454,000	3,006,416	0.39
MINISO Group Holding ADR	CN	USD	153,993	2,939,726	0.38
Galaxy Entertainment Group	HK	HKD	396,000	2,616,154	0.34
Yum China Holdings	CN	HKD	43,400	2,339,220	0.31
Baozun ADR	CN	USD	61,698	2,264,317	0.30
Xingda International Holdings	CN	HKD	8,553,000	2,204,202	0.29
Baozun	CN	HKD	99,300	1,195,917	0.16
Goodbaby International Holdings	CN	HKD	9,044,000	1,149,854	0.15
Regina Miracle International Holdings	HK	HKD	2,862,362	889,501	0.12
Jiumaojiu International Holdings	CN	HKD	151,000	333,222	0.04
				182,322,425	23.86
소비재					
Kweichow Moutai	CN	CNY	70,656	17,657,890	2.31
China Mengniu Dairy	HK	HKD	2,935,000	13,826,464	1.81
Hengan International Group	CN	HKD	916,500	6,385,877	0.84
President Chain Store	TW	TWD	704,000	6,356,987	0.83
Uni-President Enterprises	TW	TWD	2,216,000	4,754,668	0.62
WH Group	HK	HKD	5,180,000	4,077,544	0.53
Tingyi Cayman Islands Holding	CN	HKD	2,148,000	3,929,621	0.51
Nongfu Spring	CN	HKD	849,400	3,888,173	0.51
Angel Yeast	CN	CNY	410,090	3,239,944	0.42
China Resources Beer Holdings	HK	HKD	374,000	2,319,724	0.30
Sun Art Retail Group	HK	HKD	962,500	1,042,516	0.14
				67,479,408	8.83
건강					
Wuxi Biologics Cayman	CN	HKD	418,000	11,737,083	1.54
WuXi AppTec	CN	HKD	593,883	9,491,953	1.24
Innovent Biologics	CN	HKD	1,237,000	9,170,672	1.20
Pharmaron Beijing (H)	CN	HKD	537,600	7,781,337	1.02
Sino Biopharmaceutical	HK	HKD	7,653,500	7,751,929	1.01
Hansoh Pharmaceutical Group	CN	HKD	1,390,000	6,219,698	0.81
Jiangsu Hengrui Medicine (A)	CN	CNY	356,980	4,751,323	0.62
Hangzhou Tigermed Consulting	CN	HKD	279,400	4,485,395	0.59
Peijia Medical	CN	HKD	1,147,000	3,721,447	0.49
Akeso	HK	HKD	620,000	1,948,515	0.26
Venus MedTech Hangzhou	CN	HKD	197,500	1,903,659	0.25
Everest Medicines	CN	HKD	23,500	175,601	0.02
				69,138,612	9.05
금융					
AIA Group	HK	HKD	2,298,600	21,878,831	2.86
Industrial & Commercial Bank of China (H)	CN	HKD	37,700,000	21,417,705	2.80
Ping An Insurance Group (H)	CN	HKD	1,638,500	16,910,294	2.21
E.Sun Financial Holding	TW	TWD	13,397,305	11,407,457	1.49
Huatai Securities (H)	CN	HKD	4,615,400	7,477,107	0.98
CITIC Securities (H)	CN	HKD	3,398,500	7,375,697	0.97
Hong Kong Exchanges and Clearing	HK	HKD	130,785	6,270,645	0.82
China Life Insurance (H)	CN	HKD	2,569,000	5,618,860	0.74
China Merchants Bank (H)	CN	HKD	468,000	2,438,989	0.32
				100,795,585	13.19
부동산					
China Resources Land	HK	HKD	1,986,000	8,120,166	1.06
Sun Hung Kai Properties	HK	HKD	523,515	6,710,719	0.88
Longfor Group Holdings	CN	HKD	1,112,500	6,094,375	0.80
Shimao Services Holdings	CN	HKD	2,490,000	5,329,819	0.70
China Overseas Land & Investment	HK	HKD	2,083,000	5,230,420	0.68
Link REIT	HK	HKD	655,800	5,004,589	0.65
				36,490,088	4.78
개방형 펀드					
Fidelity ILF - The US Dollar Fund - A-ACC-USD	IE	USD	854	15,521,415	2.03
				15,521,415	2.03
주식 연계 채권					
BNP (Aier Eye Hospital Group (A)) ELN 17/03/2023	CN	USD	349,145	3,251,080	0.43
BNP (Angel Yeast (A)) ELN 27/03/2023	CN	USD	305,473	2,410,956	0.32
BNP (Jiangsu Hengrui Medic (A)) ELN 12/10/2022	CN	USD	148,315	1,972,032	0.26
BNP (Kweichow Moutai (A)) ELN 12/10/2022	CN	USD	7,011	1,750,362	0.23
				9,384,430	1.23
커뮤니케이션 서비스					
China Mobile	HK	HKD	1,965,000	12,019,007	1.57
Bilibili ADR	CN	USD	243,718	10,942,938	1.43
HKBN	HK	HKD	1,677,500	2,902,312	0.38
				25,864,257	3.38
증권 자격 취득 또는 기타 통제 된 시장 에서 죽음을 맞게					
주식 연계 채권					
UBS (Anhui Heli (A)) ELN 21/01/2022	CN	USD	867,612	1,828,481	0.24
				1,828,481	0.24
목록에 없음					
정보 기술					
Bytedance*	CN	USD	42,588	2,674,007	0.35
Sensetime Group*	CN	USD	5,798,000	2,050,173	0.27
				4,724,180	0.62
건강					
China Animal Healthcare*	BM	HKD	1,835,000	2	0.00
				2	0.00
단주				1	0.00
총 투자 (비용 USD 503,628,474)				757,153,246	99.09

* 이사회 결정으로 가격이 책정된 유가증권.
전체 주식 목록은 6페이지에 나와 있습니다.
별첨 재무제표에 대한 주석은 본 재무제표의 중요한 일부입니다. 투자종목 명세서 및 지역별 ㅔ의 순자산 비율은 반올림되었습니다.

현재 투자종목 명세서서 2020년 10월 31일

	시가(USD)	% 순자산
기타 자산 및 부채	6,962,590	0.91
순자산	764,115,836	100.00

지역별 배분

국가	국가 코드	% 순자산
중국	CN	67.58
홍콩	HK	14.72
대만	TW	14.67
아일랜드	IE	2.03
싱가포르	SG	0.09
버뮤다	BM	0.00
현금 및 기타 순자산		0.91

Fidelity Funds

Iberia Fund

현재 투자종목 명세서서 2020년 10월 31일

	국가 코드	CCY	주식 또는 명목	시장 가격 EUR	% 순자산
공인된 주식 또는 공식 증권거래소에서 거래됨					
유틸리티					
EDP Renovaveis	ES	EUR	482,306	7,871,234	3.71
				7,871,234	3.71
소재					
Corticeira Amorim	PT	EUR	381,365	3,760,259	1.77
				3,760,259	1.77
산업재					
HomeServe	GB	GBP	362,293	4,451,417	2.10
Airbus Group	FR	EUR	40,613	2,541,968	1.20
				6,993,385	3.30
정보 기술					
Ingenico Group	FR	EUR	80,176	9,901,736	4.67
SAP	DE	EUR	72,675	6,649,036	3.14
Infineon Technologies	DE	EUR	83,739	2,001,362	0.94
				18,552,134	8.76
소비재					
Prosus	NL	EUR	39,281	3,369,524	1.59
Takeaway.com	NL	EUR	31,670	3,025,118	1.43
				6,394,642	3.02
소비재					
Imperial Brands	GB	GBP	397,880	5,415,139	2.56
				5,415,139	2.56
건강					
Qiagen	NL	EUR	71,846	2,929,161	1.38
				2,929,161	1.38
개방형 펀드					
Fidelity ILF - The Euro Fund - A-ACC-EUR	IE	EUR	1	1,791	0.00
				1,791	0.00
증권 자격 취득 또는 기타 통제 된 시장 에서 죽음을 맞게					
유틸리티					
Iberdrola	ES	EUR	1,966,205	19,907,826	9.40
				19,907,826	9.40
소재					
Vidrala	ES	EUR	111,697	9,159,154	4.32
Vidrala (BR) RTS 05/11/2020	ES	EUR	79,338	324,889	0.15
				9,484,043	4.48
산업재					
Cia de Distribucion Integral Logista Holdings	ES	EUR	655,639	9,493,653	4.48
Applus Services	ES	EUR	1,290,952	8,681,652	4.10
Fluidra	ES	EUR	526,510	8,171,435	3.86
Ferrovial	ES	EUR	428,967	7,968,062	3.76
Aena	ES	EUR	45,967	5,313,785	2.51
Prosegur Cia De Seguridad	ES	EUR	2,535,320	4,979,368	2.35
Prosegur Cash	ES	EUR	3,803,598	2,529,393	1.19
International Consolidated Airlines (ES)	GB	EUR	638,602	682,027	0.32
				47,819,375	22.57
정보 기술					
Amadeus IT Group	ES	EUR	412,097	16,891,856	7.97
Indra Sistemas	ES	EUR	528,077	2,719,597	1.28
				19,611,453	9.26
소비재					
Industria de Diseno Textil	ES	EUR	889,187	18,841,873	8.89
CIE Automotive	ES	EUR	234,468	3,939,062	1.86
				22,780,935	10.75
건강					
Grifols	ES	EUR	835,073	19,365,343	9.14
Laboratorios Farmaceuticos Rovi	ES	EUR	105,650	3,232,890	1.53
				22,598,233	10.66
금융					
Grupo Catalana Occidente	ES	EUR	380,405	7,532,019	3.55
				7,532,019	3.55
부동산					
Inmobiliaria Colonial REIT	ES	EUR	948,474	5,790,434	2.73
				5,790,434	2.73
목록에 없음					
금융					
Banco Espirito Santo*	PT	EUR	90,289,702	903	0.00
				903	0.00
총 투자 (비용 EUR 295,011,164)				207,442,966	97.90
기타 자산 및 부채				4,449,919	2.10
순자산				211,892,885	100.00

지역별 배분

국가	국가 코드	% 순자산
스페인	ES	76.79
프랑스	FR	5.87
영국	GB	4.98
네덜란드	NL	4.40
독일	DE	4.08
포르투갈	PT	1.78
아일랜드	IE	0.00
현금 및 기타 순자산		2.10

* 이사회 결정으로 가격이 책정된 유가증권.
별첨 재무제표에 대한 주석은 본 재무제표의 중요한 일부입니다. 투자종목 명세서 및 지역별 배분의 순자산 비율은 반올림되었습니다.

Fidelity Funds

India Focus Fund [7]

현재 투자종목 명세서서 2020년 10월 31일

	국가 코드	CCY	주식 또는 명목	시가(USD)	% 순자산
공인된 주식 또는 공식 증권거래소에서 거래됨					
에너지					
Reliance Industries	IN	INR	5,403,680	149,608,453	8.85
				149,608,453	8.85
유틸리티					
Gujarat Gas	IN	INR	8,806,833	35,197,032	2.08
Power Grid Corporation of (India)	IN	INR	13,100,589	30,189,780	1.79
				65,386,812	3.87
소재					
UltraTech Cement	IN	INR	808,369	49,811,439	2.95
Asian Paints	IN	INR	1,147,325	34,201,398	2.02
PI Industries Ltd	IN	INR	532,551	15,764,513	0.93
SRF Ltd	IN	INR	177,162	10,547,831	0.62
Ambuja Cements Ltd	IN	INR	2,079,066	7,272,296	0.43
				117,597,477	6.96
산업재					
Larsen & Toubro	IN	INR	3,110,178	38,934,399	2.30
Havells India	IN	INR	1,799,383	17,649,745	1.04
KEC International	IN	INR	3,921,299	17,163,889	1.02
Teamlease Services	IN	INR	565,872	16,984,124	1.01
Astral Poly Technik	IN	INR	1,095,756	16,594,510	0.98
Container	IN	INR	1,977,180	10,414,510	0.62
				117,741,177	6.97
정보 기술					
Infosys	IN	INR	11,232,878	160,482,393	9.50
HCL Technologies	IN	INR	5,168,003	58,713,474	3.47
Tata Consultancy Services	IN	INR	1,549,302	55,730,872	3.30
Cognizant Technology Solutions	US	USD	350,019	24,949,354	1.48
Info Edge India	IN	INR	473,179	22,628,091	1.34
Computer Age Management Services	IN	INR	254,270	4,448,049	0.26
				326,952,233	19.35
소비재					
Maruti Suzuki India	IN	INR	545,366	51,179,757	3.03
Eicher Motors	IN	INR	1,172,262	32,979,224	1.95
Crompton Greaves Consumer Electricals	IN	INR	6,199,621	25,014,591	1.48
MakeMyTrip	IN	USD	763,435	14,085,376	0.83
V-Mart Retail	IN	INR	506,502	13,190,435	0.78
Zee Entertainment Enterprises	IN	INR	5,046,958	12,768,593	0.76
Chalet Hotels	IN	INR	5,281,264	9,693,340	0.57
DB Corp	IN	INR	4,634,108	4,607,706	0.27
				163,519,022	9.68
소비재					
Hindustan Unilever	IN	INR	1,809,049	50,536,484	2.99
Godrej Consumer Products	IN	INR	3,924,180	35,212,994	2.08
Marico	IN	INR	4,082,514	19,636,983	1.16
				105,386,461	6.24
건강					
Cipla (India)	IN	INR	3,406,922	34,639,327	2.05
Apollo Hospitals Enterprise	IN	INR	804,337	22,978,615	1.36
Alkem Laboratories	IN	INR	478,316	16,992,201	1.01
Granules India	IN	INR	1,748,887	9,043,949	0.54
				83,654,092	4.95
금융					
HDFC Bank	IN	INR	7,696,591	122,923,257	7.27
Axis Bank	IN	INR	15,941,038	105,668,191	6.25
Housing Development Finance	IN	INR	2,499,688	64,928,739	3.84
ICICI Bank	IN	INR	9,340,092	49,368,064	2.92
Bajaj Finance	IN	INR	1,012,738	45,223,154	2.68
HDFC Standard Life Insurance	IN	INR	3,747,726	29,795,801	1.76
ICICI Lombard General Insurance	IN	INR	1,539,416	25,635,287	1.52
Shriram Transport Finance	IN	INR	2,534,865	23,706,931	1.40
ICICI Securities	IN	INR	2,438,158	15,233,846	0.90
Kotak Mahindra Bank	IN	INR	220,797	4,611,630	0.27
				487,094,900	28.82
부동산					
Mindspace Business Parks REIT	IN	INR	3,859,400	15,876,751	0.94
Sunteck Realty	IN	INR	2,682,720	9,685,470	0.57
				25,562,221	1.51
커뮤니케이션 서비스					
Bharti Airtel	IN	INR	4,570,461	26,716,960	1.58
PVR	IN	INR	1,512,719	21,755,082	1.29
				48,472,042	2.87
증권 자격 취득 또는 기타 통제 된 시장 에서 죽음을 맞게					
산업재					
Apollo Tric Tubes	IN	INR	773,577	6,819,579	0.40
				6,819,579	0.40
목록에 없음					
건강					
Napo Pharmaceuticals*	US	GBP	2,431,300	31	0.00
Avestha Gengraine Technologies*	IN	INR	895,108	0	0.00
				31	0.00
단주				(1)	(0.00)
총 투자 (비용 USD 1,247,458,325)				1,697,794,499	100.46
기타 자산 및 부채				(7,850,879)	(0.46)
순자산				1,689,943,620	100.00

지역별 배분

국가	국가 코드	% 순자산
인도	IN	98.99
미국	US	1.48
현금 및 기타 순 부채		(0.46)

* 이사회 결정으로 가격이 책정된 유가증권.
전체 주석 목록은 6페이지에 나와 있습니다.
별첨 재무제표에 대한 주석은 본 재무제표의 중요한 일부입니다. 투자종목 명세서 및 지역별 배분의 순자산 비율은 반올림되었습니다.

현재 투자종목 명세서서 2020년 10월 31일

	국가 코드	CCY	주식 또는 명목	시가(USD)	% 순자산
공인된 주식 또는 공식 증권거래소에서 거래됨					
에너지					
United Tractors	ID	IDR	5,762,976	8,230,120	3.46
Bukit Asam	ID	IDR	24,355,965	3,189,812	1.34
				11,419,932	4.80
유틸리티					
Cikarang Listrindo	ID	IDR	71,884,811	2,933,057	1.23
				2,933,057	1.23
소재					
Semen Indonesia Persero	ID	IDR	10,357,158	6,707,195	2.82
Indocement Tunggal Prakarsa (A)	ID	IDR	5,860,519	4,836,294	2.03
Nickel Mines	AU	AUD	3,075,628	1,934,140	0.81
Merdeka Copper Gold	ID	IDR	11,661,340	1,454,393	0.61
Pabrik Kertas Tjiwi Kimia	ID	IDR	2,287,469	936,694	0.39
				15,868,716	6.67
산업재					
Arwana Citramulia	ID	IDR	84,550,037	2,865,346	1.20
Surya Pertiwi	ID	IDR	32,456,554	885,058	0.37
Total Bangun Persada	ID	IDR	45,479,674	870,447	0.37
Astra Graphia	ID	IDR	16,891,268	787,253	0.33
Cardig Aero Services	ID	IDR	57,234,513	775,223	0.33
				6,183,327	2.60
정보 기술					
PT Metrodata Electronics	ID	IDR	11,119,947	1,215,799	0.51
Digital Mediatama Maxima	ID	IDR	71,583,715	830,026	0.35
				2,045,825	0.86
소비재					
Astra International	ID	IDR	33,386,451	12,197,148	5.13
Selamat Sempurna	ID	IDR	30,095,786	2,852,040	1.20
Ace Hardware Indonesia	ID	IDR	20,363,620	2,169,939	0.91
Map Aktif Adiperkasa	ID	IDR	8,731,080	1,224,248	0.51
Astra Otoparts	ID	IDR	20,295,421	1,190,601	0.50
Jaya Bersama Indo	ID	IDR	28,425,509	537,172	0.23
				20,171,148	8.48
소비재					
Indofood Sukses Makmur	ID	IDR	22,904,085	10,844,107	4.56
Charoen Pokphand (Indonesia)	ID	IDR	26,923,630	10,607,243	4.46
Unilever Indonesia	ID	IDR	14,724,197	7,812,696	3.28
Gudang Garam	ID	IDR	2,454,566	6,837,595	2.87
Indofood CBP Sukses Makmur	ID	IDR	9,057,275	5,948,173	2.50
Industri Jamu Dan Farmasi Sido Muncul	ID	IDR	48,741,729	2,654,211	1.12
First Resources	SG	SGD	2,139,471	1,898,664	0.80
Japfa Comfeed Indonesia	ID	IDR	22,859,886	1,646,887	0.69
Sumber Alfaria Trijaya	ID	IDR	27,617,420	1,279,969	0.54
Ultrajaya Milk Industry & Trading	ID	IDR	9,940,263	1,120,171	0.47
Bumitama Agri	ID	SGD	3,171,656	1,009,897	0.42
				51,659,613	21.71
건강					
Kalbe Farma	ID	IDR	83,346,053	8,648,389	3.63
Tempo Scan Pacific	ID	IDR	21,879,899	1,873,966	0.79
Medikaloka Hermina	ID	IDR	8,232,587	1,765,034	0.74
				12,287,389	5.16
금융					
Bank Mandiri Persero	ID	IDR	56,471,859	21,993,588	9.24
Bank Central Asia	ID	IDR	10,971,249	21,586,115	9.07
Bank Rakyat Indonesia Persero	ID	IDR	95,242,790	21,538,641	9.05
Bank Negara Indonesia Persero	ID	IDR	17,922,394	5,697,166	2.39
Bank Tabungan Pensiunan Nasional Syariah	ID	IDR	15,910,881	3,973,946	1.67
BFI Finance Indonesia	ID	IDR	59,893,276	1,555,495	0.65
				76,344,951	32.09
부동산					
Pakuwon Jati	ID	IDR	141,781,750	3,961,843	1.67
Ciputra Development	ID	IDR	48,684,530	2,693,161	1.13
Bekasi Fajar Industrial Estate	ID	IDR	110,095,885	1,336,947	0.56
				7,991,951	3.36
개방형 펀드					
Fidelity ILF - The US Dollar Fund - A-ACC-USD	IE	USD	196	3,556,412	1.49
				3,556,412	1.49
커뮤니케이션 서비스					
Telekomunikasi Indonesia Persero	ID	IDR	109,740,690	19,420,141	8.16
XL Axiata	ID	IDR	22,971,184	3,139,143	1.32
Sea ADR	SG	USD	17,881	2,824,980	1.19
Sarana Menara Nusantara	ID	IDR	31,006,073	2,076,775	0.87
				27,461,039	11.54
단주				1	0.00
총 투자 (비용 USD 256,728,035)				237,923,361	100.00
기타 자산 및 부채				1,694	0.00
순자산				237,925,055	100.00

지역별 배분

국가	국가 코드	% 순자산
인도네시아	ID	95.71
싱가포르	SG	1.99
아일랜드	IE	1.49
호주	AU	0.81
현금 및 기타 순자산		0.00

별첨 재무제표에 대한 주석은 본 재무제표의 중요한 일부입니다. 투자종목 명세서 및 지역별 배분의 순자산 비율은 반올림되었습니다.

현재 투자종목 명세서서 2020년 10월 31일

공인된 주식 또는 공식 증권거래소에서 거래됨

에너지

	국가 코드	CCY	주식 또는 명목	시가(USD)	% 순자산
SBM Offshore	NL	EUR	499,240	8,049,885	0.49
Marathon Petroleum	US	USD	262,482	7,499,106	0.46
Total	FR	EUR	127,232	3,827,327	0.23
Equinor	NO	NOK	264,909	3,368,366	0.21
Chevron	US	USD	17,191	1,177,257	0.07
Royal Dutch Shell (B)	NL	GBP	90,089	1,084,192	0.07
Lundin Energy	SE	SEK	40,995	783,311	0.05
Cairn Energy	GB	GBP	420,289	756,803	0.05
Galp Energia SGPS	PT	EUR	86,422	700,171	0.04
Texas Pacific Land Trust	US	USD	1,521	699,660	0.04
John Wood Group	GB	GBP	190,026	522,125	0.03
Origin Energy	AU	AUD	130,764	367,213	0.02
Diversified Gas & Oil	US	GBP	204,784	296,591	0.02
Suncor Energy	CA	CAD	21,770	242,451	0.01
ConocoPhillips	US	USD	7,695	216,293	0.01
Jadestone Energy	SG	GBP	335,498	199,925	0.01
Royal Dutch Shell (A) (NL)	NL	EUR	13,369	169,527	0.01
Reliance Industries	IN	INR	5,853	162,060	0.01
Sinopec Kantons Holdings	HK	HKD	446,101	161,368	0.01
Senex Energy	AU	AUD	464,483	96,361	0.01
Reabold Resources	GB	GBP	11,435,649	86,664	0.01
Kosmos Energy	US	GBP	73,722	78,551	0.00
Cooper Energy	AU	AUD	276,382	61,161	0.00
CGG	FR	EUR	99,217	55,438	0.00
Longboat Energy	GB	GBP	45,759	52,165	0.00
				30,713,971	**1.87**

유틸리티

	국가 코드	CCY	주식 또는 명목	시가(USD)	% 순자산
Exelon	US	USD	192,464	7,663,916	0.47
NextEra Energy	US	USD	100,670	7,428,474	0.45
Enel	IT	EUR	493,442	3,928,760	0.24
National Grid	GB	GBP	234,760	2,794,862	0.17
American Water Works	US	USD	10,997	1,664,768	0.10
CMS Energy	US	USD	23,400	1,490,117	0.09
Fortum	FI	EUR	71,453	1,344,423	0.08
Engie	FR	EUR	102,871	1,244,645	0.08
RWE	DE	EUR	30,155	1,116,846	0.07
United Utilities Group	GB	GBP	97,957	1,095,642	0.07
Hydro One	CA	CAD	42,735	934,867	0.06
Italgas	IT	EUR	67,994	393,070	0.02
Power Grid Corporation of (India)	IN	INR	164,879	379,958	0.02
West Holdings	JP	JPY	10,121	346,056	0.02
PTC India	IN	INR	306,143	193,826	0.01
Rubis	FR	EUR	5,734	188,242	0.01
Cikarang Listrindo	ID	IDR	4,593,236	187,414	0.01
Brookfield Renewable	US	CAD	2,507	167,985	0.01
Edison International	US	USD	2,946	164,247	0.01
Tianjin Development Holdings	HK	HKD	195,285	34,815	0.00
				32,762,933	**2.00**

소재

	국가 코드	CCY	주식 또는 명목	시가(USD)	% 순자산
Air Products and Chemicals	US	USD	30,037	8,272,764	0.50
Endeavour Mining	MC	CAD	155,561	3,751,164	0.23
BHP Group (UK)	AU	GBP	190,827	3,683,879	0.22
Arcelormittal	LU	EUR	257,157	3,490,954	0.21
FMC	US	USD	28,622	2,934,901	0.18
Air Liquide	FR	EUR	18,067	2,641,616	0.16
DuPont de Nemours	US	USD	33,605	1,903,747	0.12
LafargeHolcim	CH	CHF	41,495	1,782,067	0.11
Celanese	US	USD	15,376	1,729,514	0.11
NOF	JP	JPY	45,240	1,701,082	0.10
Anglo American	GB	GBP	67,903	1,593,227	0.10
James Hardie Industries	IE	AUD	53,363	1,295,629	0.08
Evolution Mining	AU	AUD	322,383	1,261,638	0.08
Linde	GB	USD	4,885	1,070,944	0.07
Victrex	GB	GBP	38,418	918,224	0.06
CCL Industries	CA	CAD	21,467	820,579	0.05
Shin-Etsu Chemical	JP	JPY	5,823	777,973	0.05
Ivanhoe Mines	CA	CAD	155,671	596,218	0.04
Kenmare Resources	IE	GBP	139,175	522,855	0.03
Kansai Paint	JP	JPY	19,860	512,433	0.03
Fuchs Petrolub (Pref'd)	DE	EUR	9,784	503,615	0.03
Glencore	CH	GBP	244,251	493,291	0.03
SIG Combibloc Group	CH	CHF	22,877	470,649	0.03
Ecolab	US	USD	2,292	421,457	0.03
Synthomer	GB	GBP	85,682	418,680	0.03
Fujimi	JP	JPY	11,590	412,892	0.03
Essentra	GB	GBP	114,469	365,681	0.02
Huhtamaki	FI	EUR	6,306	307,987	0.02
Fufeng Group	CN	HKD	956,595	302,907	0.02
Wienerberger	AT	EUR	11,995	302,701	0.02
Verallia	FR	EUR	9,750	271,487	0.02
Rhi Magnesita	AT	GBP	8,128	269,556	0.02
Boliden (B)	SE	SEK	8,331	227,928	0.01
POSCO	KR	KRW	1,014	187,302	0.01
Sumitomo Bakelite	JP	JPY	5,742	162,533	0.01
Nabaltec	DE	EUR	6,418	148,801	0.01
Gold Road Resources	AU	AUD	137,374	128,331	0.01
Westgold Resources	AU	AUD	59,952	109,019	0.01
Saracen Mineral Holdings	AU	AUD	25,079	99,437	0.01
Nickel Mines	AU	AUD	157,155	98,829	0.01
Greatview Aseptic Packaging	CN	HKD	214,929	92,053	0.01
Wonik Materials	KR	KRW	2,986	69,698	0.00
Sumitomo Metal Mining	JP	JPY	1,978	61,452	0.00
St Barbara	AU	AUD	31,510	59,126	0.00
Hansol Chemical	KR	KRW	413	51,509	0.00
Bardoc Gold	AU	AUD	723,149	36,733	0.00
Musgrave Minerals	AU	AUD	63,487	21,885	0.00
Blackstone Minerals	AU	AUD	53,078	12,885	0.00
				47,369,832	**2.88**

산업재

	국가 코드	CCY	주식 또는 명목	시가(USD)	% 순자산
Allison Transmission Holdings	US	USD	193,975	6,884,185	0.42
Norfolk Southern	US	USD	31,123	6,429,458	0.39
L3Harris Technologies	US	USD	38,894	6,177,509	0.38
Siemens	DE	EUR	43,938	5,154,786	0.31
DCC	IE	GBP	70,252	4,572,230	0.28
Wolters Kluwer	NL	EUR	55,126	4,468,754	0.27
Air Lease	US	USD	157,554	4,294,926	0.26
Johnson Controls International	US	USD	94,089	3,934,818	0.24
TransUnion	US	USD	47,149	3,731,350	0.23
MISUMI Group	JP	JPY	110,600	3,286,224	0.20
SKF	SE	SEK	151,494	3,105,167	0.19
WW Grainger	US	USD	8,091	2,824,390	0.17
Epiroc	SE	SEK	196,313	2,818,007	0.17
FANUC	JP	JPY	12,710	2,690,445	0.16
XPO Logistics	US	USD	30,037	2,682,886	0.16
RELX	GB	EUR	131,820	2,611,565	0.16
Daikin Industries	JP	JPY	13,069	2,446,202	0.15
Recruit Holdings	JP	JPY	58,178	2,216,481	0.13
Kansas City Southern	US	USD	12,508	2,191,227	0.13
Sandvik	SE	SEK	119,823	2,136,542	0.13
Aalberts	NL	EUR	62,512	2,100,403	0.13
Oshkosh	US	USD	30,505	2,062,720	0.13
Techtronic Industries	HK	HKD	151,500	2,037,636	0.12
AMETEK	US	USD	19,939	1,953,376	0.12
Harmonic Drive Systems	JP	JPY	27,838	1,844,368	0.11
JB Hunt Transport Services	US	USD	15,046	1,820,885	0.11
United Rentals	US	USD	9,962	1,761,697	0.11
Safran	FR	EUR	16,667	1,757,742	0.11
Miura	JP	JPY	33,972	1,600,799	0.10
Casella Waste Systems	US	USD	28,152	1,553,433	0.09
FTI Consulting	US	USD	14,130	1,400,686	0.09
Fortive	US	USD	21,472	1,322,039	0.08
SMC	JP	JPY	2,408	1,280,911	0.08
Flughafen Zuerich	CH	CHF	9,384	1,265,913	0.08
Yaskawa Electric	JP	JPY	32,253	1,253,922	0.08
UT Group	JP	JPY	39,033	1,217,749	0.07
IDEX	US	USD	6,990	1,173,831	0.07
Bunzl	GB	GBP	37,659	1,170,862	0.07
Fastenal	US	USD	25,301	1,091,718	0.07
Vinci	FR	EUR	13,278	1,049,119	0.06
ITOCHU	JP	JPY	37,563	902,578	0.05
ManpowerGroup	US	USD	13,052	879,828	0.05
Assa Abloy	SE	SEK	40,284	865,572	0.05
Makuake	JP	JPY	7,407	836,965	0.05
Inwido	SE	SEK	70,884	752,368	0.05
Meggitt	GB	GBP	191,682	678,644	0.04
Epiroc (A)	SE	SEK	43,998	658,304	0.04
Raksul	JP	JPY	13,407	653,528	0.04
Nidec	JP	JPY	6,430	648,878	0.04
SITC International Holdings	HK	HKD	391,117	603,973	0.04
Makita	JP	JPY	13,596	601,182	0.04
Woodward	US	USD	7,510	596,230	0.04
Schneider Electric	FR	EUR	4,904	595,320	0.04
Wizz Air Holdings	CH	GBP	13,990	578,857	0.04
Balfour Beatty	GB	GBP	189,005	522,991	0.03
ZTO Express Cayman ADR	CN	USD	16,910	493,591	0.03
Airbus Group	FR	EUR	6,284	458,204	0.03
DKSH Holding	CH	CHF	6,880	442,993	0.03
General Dynamics	US	USD	3,377	437,918	0.03
Jacobs Engineering Group	US	USD	4,520	427,346	0.03
Alpha Financial Markets Consulting	GB	GBP	153,046	426,266	0.03
Morgan Advanced Materials	GB	GBP	126,834	410,768	0.03
MonotaRO	JP	JPY	6,912	383,289	0.02

* 이사회 결정으로 가격이 책정된 유가증권.

별첨 재무제표에 대한 주석은 본 재무제표의 중요한 일부입니다. 투자종목 명세서 및 지역별 배분의 순자산 비율은 반올림되었습니다.

현재 투자종목 명세서서 2020년 10월 31일

	국가 코드	CCY	주식 또는 명목	시가(USD)	% 순자산
Varta	DE	EUR	2,969	372,246	0.02
Secom	JP	JPY	4,211	355,869	0.02
RELX	GB	GBP	17,708	350,407	0.02
Inspired Energy	GB	GBP	2,068,591	341,669	0.02
Nihon Flush	JP	JPY	25,742	332,183	0.02
Greentown Service Group	CN	HKD	288,971	317,148	0.02
CKD	JP	JPY	17,912	298,112	0.02
Pacific Basin Shipping	HK	HKD	2,000,302	292,061	0.02
Rozetta	JP	JPY	13,594	259,868	0.02
Hazama Ando	JP	JPY	39,146	243,375	0.01
Nippo	JP	JPY	9,280	238,569	0.01
Siemens Energy	DE	EUR	10,599	232,150	0.01
LISI	FR	EUR	13,023	210,598	0.01
Clarkson	GB	GBP	7,956	207,167	0.01
LT Group	PH	PHP	835,613	199,235	0.01
Simplybiz Group	GB	GBP	109,782	196,260	0.01
Arwana Citramulia	ID	IDR	5,691,528	192,882	0.01
Taikisha	JP	JPY	6,550	170,664	0.01
Kerry Logistics Network	HK	HKD	80,050	167,133	0.01
Hitachi Transport System	JP	JPY	5,094	161,581	0.01
Sumitomo Densetsu	JP	JPY	6,370	151,767	0.01
Sinotrans (H)	CN	HKD	498,313	147,559	0.01
Techno Smart	JP	JPY	15,703	132,653	0.01
Sohgo Security Services	JP	JPY	2,797	130,415	0.01
Cebu Air	PH	PHP	160,803	128,908	0.01
IHS Markit	GB	USD	1,583	128,071	0.01
Nitto Boseki	JP	JPY	3,374	123,974	0.01
Nitta	JP	JPY	5,506	116,142	0.01
Kung Long Batteries Industrial	TW	TWD	23,395	112,155	0.01
Caverion	FI	EUR	16,479	108,087	0.01
Yamazen	JP	JPY	10,489	102,863	0.01
Prestige International	JP	JPY	11,137	94,814	0.01
China State Construction Engineering	CN	CNY	118,263	90,457	0.01
Senior	GB	GBP	123,722	87,831	0.01
Sankyu	JP	JPY	2,444	87,584	0.01
Qingdao Port International	CN	HKD	152,410	86,599	0.01
TechnoPro Holdings	JP	JPY	1,332	82,940	0.01
ZTO Express Cayman	CN	HKD	2,657	78,532	0.00
Nippon Road Co	JP	JPY	1,049	76,304	0.00
KEC International	IN	INR	16,964	74,252	0.00
Raito Kogyo	JP	JPY	4,932	69,966	0.00
China Railway Group (H)	CN	HKD	141,609	65,162	0.00
Geumhwa PSC	KR	KRW	2,547	62,515	0.00
BOC Aviation	SG	HKD	9,869	61,091	0.00
Raiznext	JP	JPY	4,851	56,231	0.00
Hirano Tecseed/Kinzoku	JP	JPY	3,764	56,062	0.00
Trancom	JP	JPY	721	51,871	0.00
Daiho	JP	JPY	1,494	48,047	0.00
Sekisui Jushi	JP	JPY	2,370	47,883	0.00
Abist	JP	JPY	1,848	47,132	0.00
Weichai Power (H)	CN	HKD	23,292	44,156	0.00
Aeon Delight	JP	JPY	1,664	43,834	0.00
Sanwa Holdings	JP	JPY	3,761	42,938	0.00
TK Group Holdings	CN	HKD	40,937	12,157	0.00
Kosaido	JP	JPY	1,363	7,983	0.00
				127,230,666	7.75

정보 기술

	국가 코드	CCY	주식 또는 명목	시가(USD)	% 순자산
Microsoft	US	USD	131,241	26,443,735	1.61
Alphabet (A)	US	USD	12,090	19,616,376	1.19
Oracle	US	USD	267,248	14,955,179	0.91
Apple	US	USD	127,637	13,895,814	0.85
Facebook	US	USD	46,857	12,441,048	0.76
Visa	US	USD	49,920	9,001,522	0.55
NXP Semiconductors	NL	USD	54,090	7,252,877	0.44
Salesforce.com	US	USD	28,968	6,704,115	0.41
Intel	US	USD	152,258	6,691,756	0.41
Western Digital	US	USD	177,030	6,558,973	0.40
Check Point Software Technologies (H)	IL	USD	54,486	6,220,661	0.38
Dell Technologies	US	USD	103,829	6,206,890	0.38
Xilinx	US	USD	50,442	5,937,988	0.36
Cisco Systems	US	USD	164,154	5,848,823	0.36
Fidelity National Information Services	US	USD	44,231	5,500,099	0.33
Tencent Holdings	CN	HKD	71,845	5,478,183	0.33
Amdocs	US	USD	93,478	5,254,389	0.32
Telefonaktiebolaget LM Ericsson	SE	SEK	454,782	5,079,336	0.31
Qualcomm	US	USD	40,675	5,009,934	0.31
Alphabet	US	USD	2,695	4,387,682	0.27
SAP	DE	EUR	39,941	4,257,295	0.26
Keyence	JP	JPY	9,180	4,169,318	0.25
Fiserv	US	USD	41,978	3,968,139	0.24
VMware	US	USD	25,883	3,314,801	0.20
CDW	US	USD	26,342	3,217,720	0.20
Murata Manufacturing	JP	JPY	44,380	3,124,743	0.19
Z Holdings	JP	JPY	392,153	2,736,444	0.17
Lam Research	US	USD	7,897	2,728,722	0.17
SS&C Technologies Holdings	US	USD	45,026	2,672,762	0.16
DXC Technology	US	USD	136,192	2,459,628	0.15
IPG Photonics	US	USD	12,224	2,281,815	0.14
Workday	US	USD	10,769	2,272,349	0.14
SYNNEX	US	USD	17,105	2,246,582	0.14
Justsystems	JP	JPY	31,088	2,036,739	0.12
Infineon Technologies	DE	EUR	71,652	1,995,119	0.12
Obic	JP	JPY	11,133	1,975,165	0.12
Shimadzu	JP	JPY	52,315	1,496,012	0.09
Cognex	US	USD	22,087	1,456,417	0.09
Nice	IL	ILS	6,181	1,414,789	0.09
Micron Technology	US	USD	27,757	1,380,063	0.08
Leidos	US	USD	16,424	1,355,965	0.08
Sabre	US	USD	212,461	1,355,500	0.08
TDK	JP	JPY	11,447	1,346,581	0.08
Renesas Electronics	JP	JPY	158,084	1,306,466	0.08
Coherent	US	USD	10,384	1,297,684	0.08
Taiwan Semiconductor Manufacturing	TW	TWD	84,364	1,275,802	0.08
Nutanix	US	USD	51,499	1,257,609	0.08
RingCentral	US	USD	4,814	1,223,692	0.07
Global Payments	US	USD	7,796	1,216,049	0.07
F5 Networks	US	USD	8,985	1,188,266	0.07
Sansan	JP	JPY	17,835	1,182,786	0.07
Largan Precision	TW	TWD	10,577	1,123,410	0.07
Hamamatsu Photonics KK	JP	JPY	22,301	1,123,185	0.07
Taiwan Semiconductor Manufacturing ADR	TW	USD	13,287	1,108,807	0.07
Littelfuse	US	USD	5,352	1,068,343	0.07
Rohm	JP	JPY	13,838	1,064,365	0.06
Arista Networks	US	USD	5,164	1,062,648	0.06
Capgemini	FR	EUR	9,163	1,058,388	0.06
Applied Materials	US	USD	17,543	1,032,427	0.06
IAC Interactive	US	USD	8,371	1,026,703	0.06
Autohome ADR	CN	USD	10,690	1,018,942	0.06
SCREEN Holdings	JP	JPY	17,989	985,723	0.06
Software	DE	EUR	27,349	980,112	0.06
Entegris	US	USD	12,836	963,569	0.06
Ciena	US	USD	23,730	932,119	0.06
Synopsys	US	USD	4,314	931,349	0.06
Tokyo Electron	JP	JPY	3,315	891,262	0.05
Cadence Design Systems	US	USD	8,042	876,417	0.05
Hangzhou Hikvision Digital Technology (A)	CN	CNY	124,467	836,434	0.05
Sage Group	GB	GBP	101,468	835,478	0.05
New Relic	US	USD	12,312	753,113	0.05
giftee	JP	JPY	27,226	737,888	0.04
Advanced Energy Industries	US	USD	10,282	699,572	0.04
MKS Instruments	US	USD	6,225	682,916	0.04
MasterCard	US	USD	2,280	647,192	0.04
Kamakura Shinsho	JP	JPY	64,715	640,587	0.04
Nomura Research Institute	JP	JPY	21,133	624,526	0.04
Hennge KK	JP	JPY	8,462	614,099	0.04
ANSYS	US	USD	2,015	611,351	0.04
Eizo	JP	JPY	16,116	608,840	0.04
Disco	JP	JPY	2,245	606,399	0.04
Citrix Systems	US	USD	5,176	592,152	0.04
Booz Allen Hamilton Holding	US	USD	7,432	584,750	0.04
Azbil	JP	JPY	12,580	510,902	0.03
Fujitsu	JP	JPY	4,341	508,680	0.03
Otsuka	JP	JPY	10,732	494,191	0.03
TravelSky Technology	CN	HKD	229,265	483,006	0.03
Alliance Data Systems	US	USD	9,508	481,204	0.03
Nuance Communications	US	USD	13,603	438,840	0.03
Trimble	US	USD	9,130	438,805	0.03
Information Services International-Dentsu	JP	JPY	6,901	433,959	0.03
SDL	GB	GBP	47,572	425,226	0.03
Dassault Systemes	FR	EUR	2,392	408,483	0.02
Aptitude Software Group	GB	GBP	64,701	402,322	0.02
Optex Group	JP	JPY	26,242	391,004	0.02
Yokogawa Electric	JP	JPY	26,559	390,289	0.02
Digital Garage	JP	JPY	10,918	388,495	0.02
FleetCor Technologies	US	USD	1,676	367,530	0.02
Dialog Semiconductor	GB	EUR	8,526	325,623	0.02
Taiyo Yuden	JP	JPY	8,780	324,842	0.02
Shinko Electric Industries	JP	JPY	18,154	316,874	0.02
Redington India	IN	INR	177,897	310,977	0.02
Elecom	JP	JPY	5,977	299,540	0.02
Momo ADR	CN	USD	19,286	286,972	0.02
Alten	FR	EUR	3,559	284,622	0.02
AIXTRON	DE	EUR	25,182	283,820	0.02
NET One Systems	JP	JPY	9,434	282,324	0.02
Chatwork	JP	JPY	13,324	265,291	0.02
m-up Holdings	JP	JPY	10,808	262,873	0.02
Sopra Steria Group	FR	EUR	2,184	259,492	0.02
Horiba	JP	JPY	5,214	256,449	0.02
SK Hynix	KR	KRW	3,510	248,917	0.02

현재 투자종목 명세서서 2020년 10월 31일

	국가 코드	CCY	주식 또는 명목	시가(USD)	% 순자산
Freee KK	JP	JPY	3,066	240,781	0.01
Argo Graphics	JP	JPY	7,707	237,532	0.01
Ingenico Group	FR	EUR	1,571	226,026	0.01
Dip	JP	JPY	11,747	225,802	0.01
Hinduja Global Solutions	IN	INR	18,076	161,954	0.01
Powertech Technology	TW	TWD	53,572	158,628	0.01
Tech Mahindra	IN	INR	13,633	149,755	0.01
PayPal Holdings	US	USD	794	147,592	0.01
Cognizant Technology Solutions	US	USD	1,986	141,526	0.01
Ai Holdings	JP	JPY	8,038	141,322	0.01
Texas Instruments	US	USD	975	139,592	0.01
Ming Yuan Cloud Group Holdings	CN	HKD	31,719	135,380	0.01
Envestnet	US	USD	1,649	127,409	0.01
KoMiCo	KR	KRW	3,573	116,179	0.01
Bengo4.com	JP	JPY	835	110,854	0.01
Polytronics Technology	TW	TWD	34,073	109,869	0.01
Infocom	JP	JPY	2,996	108,713	0.01
Japan Material	JP	JPY	7,654	98,950	0.01
MediaTek	TW	TWD	3,896	92,737	0.01
Elite Material	TW	TWD	16,758	88,111	0.01
Spigen Korea	KR	KRW	1,531	84,409	0.01
Cyient	IN	INR	15,078	80,242	0.00
China Railway Signal & Communication Corp (H)	CN	HKD	241,581	79,660	0.00
Tokyo Seimitsu	JP	JPY	2,319	78,269	0.00
Comture	JP	JPY	2,989	76,215	0.00
Broadridge Financial Solutions	US	USD	542	75,817	0.00
Atea	NO	NOK	4,413	51,093	0.00
Iriso Electronics	JP	JPY	1,325	50,456	0.00
Computer Age Management Services	IN	INR	2,099	36,727	0.00
SHIFT	JP	JPY	181	23,062	0.00
Shift4 Payments	US	USD	416	21,315	0.00
Nuvei	CA	CAD	330	12,283	0.00
				285,219,280	17.37
소비재					
Amazon.com	US	USD	6,122	18,647,116	1.14
Charter Communications	US	USD	25,589	15,431,159	0.94
Pearson	GB	GBP	1,387,665	9,168,018	0.56
Dollar Tree	US	USD	96,572	8,708,903	0.53
Advance Auto Parts	US	USD	38,818	5,672,477	0.35
Tapestry	US	USD	249,437	5,602,355	0.34
McDonald's	US	USD	26,393	5,593,929	0.34
Booking Holdings	US	USD	3,375	5,456,322	0.33
Nike	US	USD	44,530	5,352,524	0.33
Lowe's Cos	US	USD	30,030	4,726,657	0.29
Alibaba Group Holding ADR	CN	USD	14,778	4,487,397	0.27
Publicis Groupe	FR	EUR	83,121	2,885,831	0.18
NVR	US	USD	676	2,725,811	0.17
eBay	US	USD	53,831	2,555,100	0.16
Altice USA	US	USD	93,013	2,510,421	0.15
Shimano	JP	JPY	10,821	2,474,778	0.15
Activision Blizzard	US	USD	32,795	2,462,548	0.15
Meituan Dianping	CN	HKD	63,944	2,384,135	0.15
JD.com ADR	CN	USD	29,244	2,367,853	0.14
Alibaba Group Holding	CN	HKD	62,297	2,367,031	0.14
Liberty Media Group	US	USD	64,898	2,320,091	0.14
Galaxy Entertainment Group	HK	HKD	336,803	2,225,072	0.14
Prosus	NL	EUR	19,461	1,944,911	0.12
TAL Education Group ADR	CN	USD	29,309	1,920,345	0.12
AutoZone	US	USD	1,539	1,738,493	0.11
Persimmon	GB	GBP	55,117	1,667,938	0.10
Burlington Stores	US	USD	8,559	1,641,327	0.10
New Oriental Education & Technology Group ADR	CN	USD	10,132	1,627,691	0.10
Koito Manufacturing	JP	JPY	33,472	1,614,624	0.10
Service Corp International	US	USD	33,877	1,597,652	0.10
Papa John's International	US	USD	20,593	1,565,061	0.10
NetEase ADR	CN	USD	17,412	1,498,121	0.09
Yamaha	JP	JPY	31,430	1,489,847	0.09
ServiceMaster Global Holdings	US	USD	30,887	1,460,653	0.09
Li Ning	CN	HKD	280,367	1,458,863	0.09
Takeaway.com	NL	EUR	11,911	1,325,526	0.08
Moncler	IT	EUR	32,846	1,314,862	0.08
Porsche Automobil Holding Perpetual (Pref'd)	DE	EUR	23,802	1,275,586	0.08
Volkswagen (Pref'd)	DE	EUR	8,709	1,269,389	0.08
Ryohin Keikaku	JP	JPY	59,938	1,258,319	0.08
Midea Group (A)	CN	CNY	89,467	1,043,329	0.06
Puma	DE	EUR	10,851	948,619	0.06
Fiat Chrysler Automobiles	GB	EUR	73,985	908,684	0.06
LVMH Moet Hennessy Louis Vuitton	FR	EUR	1,932	905,349	0.06
Best Buy	US	USD	7,988	884,272	0.05
Quebecor	CA	CAD	36,760	852,469	0.05
Fast Retailing	JP	JPY	1,134	791,519	0.05
Vistry Group	GB	GBP	107,549	759,319	0.05
Shenzhou International Group Holdings	CN	HKD	42,965	746,718	0.05
Trip.com Group ADR	CN	USD	25,814	737,760	0.04
Nojima	JP	JPY	26,127	733,897	0.04
Seria	JP	JPY	15,887	613,037	0.04
Dollarama	CA	CAD	17,797	612,793	0.04
Pan Pacific International Holdings	JP	JPY	28,160	598,861	0.04
Naspers	ZA	ZAR	2,900	564,591	0.03
Garmin	CH	USD	5,263	552,404	0.03
Jiumaojiu International Holdings	CN	HKD	241,062	531,969	0.03
Zhongsheng Group Holdings	CN	HKD	73,631	524,906	0.03
Ferrari	IT	USD	2,909	517,744	0.03
Nifco	JP	JPY	16,003	479,017	0.03
Nokian Renkaat	FI	EUR	15,440	474,710	0.03
Gree Electric Appliances Inc of Zhuhai	CN	CNY	53,479	468,422	0.03
Team17 Group	GB	GBP	43,796	402,822	0.02
Gree Electric Appliances of Zhuhai	CN	CNY	44,034	385,615	0.02
Shop Apotheke Europe	NL	EUR	2,318	384,639	0.02
D'ieteren	BE	EUR	7,645	383,452	0.02
Boozt	SE	SEK	22,689	367,048	0.02
Informa	GB	GBP	65,970	357,228	0.02
Midea Group	CN	CNY	30,570	356,862	0.02
Oriental Land	JP	JPY	2,544	356,295	0.02
Bridgestone	JP	JPY	10,742	350,181	0.02
Musti Group	FI	EUR	14,232	326,152	0.02
Autoliv	SE	USD	4,125	313,657	0.02
China Yongda Automobiles Services Holdings	CN	HKD	218,680	310,906	0.02
Watches of Switzerland Group	GB	GBP	60,713	310,672	0.02
Basic-Fit	NL	EUR	12,807	310,363	0.02
Coats Group	GB	GBP	413,181	304,025	0.02
Central Automotive Products	JP	JPY	15,169	295,690	0.02
4imprint Group	GB	GBP	10,802	289,666	0.02
EssilorLuxottica	FR	EUR	2,189	270,890	0.02
HelloFresh	DE	EUR	5,018	268,448	0.02
MercadoLibre	AR	USD	199	242,270	0.01
Round One	JP	JPY	30,797	241,862	0.01
Xingda International Holdings	CN	HKD	936,119	241,248	0.01
KIYO Learning	JP	JPY	2,126	235,704	0.01
Kendrion	NL	EUR	12,838	230,339	0.01
Gym Group	GB	GBP	124,135	221,918	0.01
Demae-Can	JP	JPY	7,011	207,915	0.01
Cairn Homes	IE	EUR	227,305	207,885	0.01
THG Holding	GB	GBP	23,747	202,914	0.01
ScS Group	GB	GBP	81,712	202,182	0.01
Vivo Energy	GB	GBP	205,789	201,541	0.01
Headlam Group	GB	GBP	57,600	198,484	0.01
Chaowei Power Holdings	CN	HKD	574,353	197,747	0.01
Dream International	HK	HKD	538,281	185,357	0.01
Rinnai	JP	JPY	1,764	174,026	0.01
Sebang Global Battery	KR	KRW	6,428	156,203	0.01
Fast Food Indonesia	ID	IDR	2,504,730	151,994	0.01
Koshidaka Holdings	JP	JPY	40,495	151,496	0.01
Chow Sang Sang Holdings International	HK	HKD	138,146	151,105	0.01
Pacific Textiles Holdings	HK	HKD	264,832	150,933	0.01
Shine Corporate	AU	AUD	235,350	142,222	0.01
Crystal International Group	HK	HKD	511,154	140,964	0.01
Bestway Global Holding	CN	HKD	533,942	127,927	0.01
Texwinca Holdings	HK	HKD	834,114	126,458	0.01
Tianneng Power International	CN	HKD	76,679	124,912	0.01
Teejay Lanka	LK	LKR	767,589	123,281	0.01
Texhong Textile Group	HK	HKD	130,973	100,703	0.01
Selamat Sempurna	ID	IDR	1,046,230	99,146	0.01
Hostelworld Group	IE	GBP	143,951	93,241	0.01
Hyundai Mobis	KR	KRW	463	92,626	0.01
Mercari	JP	JPY	1,995	84,013	0.01
Xtep International Holdings	CN	HKD	238,773	80,850	0.00
NetEase	CN	HKD	4,551	79,549	0.00
Bapcor	AU	AUD	14,442	77,781	0.00
Nien Made Enterprise	TW	TWD	6,885	77,679	0.00
WPP AUNZ	AU	AUD	255,271	75,346	0.00
SL	KR	KRW	5,366	68,893	0.00
Somboon Advance Technology	TH	THB	160,905	68,518	0.00
Com2uS	KR	KRW	642	63,315	0.00
Oppein Home Group	CN	CNY	3,419	62,832	0.00
Denso	JP	JPY	1,273	59,333	0.00
Think Childcare	AU	AUD	82,975	58,941	0.00
Yadea Group Holdings	CN	HKD	40,731	58,275	0.00
Oppein Home Group	CN	CNY	2,950	54,205	0.00
Piolax	JP	JPY	3,654	53,604	0.00
Taiwan Sakura	TW	TWD	30,837	53,242	0.00
ABC-Mart	JP	JPY	891	45,273	0.00
Astra Otoparts	ID	IDR	676,046	39,659	0.00
Tokyo Radiator Manufacturing	JP	JPY	5,725	28,348	0.00
Twenty-four seven	JP	JPY	2,456	20,779	0.00
Square Enix Holdings	JP	JPY	184	10,724	0.00
Embry Holdings	HK	HKD	4,164	538	0.00
				171,736,036	10.46

현재 투자종목 명세서서 2020년 10월 31일

	국가 코드	CCY	주식 또는 명목	시가(USD)	% 순자산
소비재					
Walmart	US	USD	48,942	6,782,394	0.41
Coca-Cola	US	USD	138,553	6,625,628	0.40
Swedish Match	SE	SEK	80,837	6,098,406	0.37
Archer-Daniels-Midland	US	USD	129,724	6,043,847	0.37
British American Tobacco	GB	GBP	174,568	5,536,009	0.34
Kroger	US	USD	150,064	4,832,055	0.29
Unilever	GB	EUR	84,706	4,791,253	0.29
Bunge	US	USD	83,544	4,710,200	0.29
Tesco	GB	GBP	1,472,323	3,919,543	0.24
Unilever	GB	GBP	50,362	2,873,252	0.17
Nestle	CH	CHF	24,680	2,777,134	0.17
Koninklijke Ahold Delhaize	NL	EUR	96,938	2,664,204	0.16
Associated British Foods	GB	GBP	98,594	2,168,102	0.13
Sprouts Farmers Market	US	USD	110,551	2,112,634	0.13
Monster Beverage	US	USD	27,454	2,101,856	0.13
L'Oreal	FR	EUR	6,216	2,011,113	0.12
Tyson Foods	US	USD	35,017	1,996,996	0.12
Beiersdorf	DE	EUR	18,663	1,954,752	0.12
Imperial Brands	GB	GBP	115,216	1,826,898	0.11
Kweichow Moutai (A)	CN	CNY	6,643	1,658,547	0.10
China Mengniu Dairy	HK	HKD	321,395	1,514,055	0.09
Wm Morrison Supermarkets	GB	GBP	577,464	1,218,616	0.07
Kotobuki Spirits	JP	JPY	22,209	1,030,230	0.06
Pernod Ricard	FR	EUR	5,261	848,357	0.05
Procter & Gamble	US	USD	6,165	841,981	0.05
Smoore International Holdings	CN	HKD	137,610	718,309	0.04
Budweiser Brewing Co APAC	HK	HKD	231,732	683,064	0.04
Ain Holdings	JP	JPY	9,455	661,841	0.04
Sun Art Retail Group	HK	HKD	585,659	634,347	0.04
Foshan Haitian Flavouring & Food (B)	CN	CNY	25,356	606,677	0.04
Diageo	GB	GBP	17,531	567,534	0.03
Colgate-Palmolive	US	USD	7,105	562,257	0.03
McCormick	US	USD	3,033	549,276	0.03
Nongfu Spring	CN	HKD	117,347	537,160	0.03
Britvic	GB	GBP	54,473	520,783	0.03
Kao	JP	JPY	6,816	485,641	0.03
Coca-Cola European Partners	GB	USD	11,143	395,799	0.02
Royal Unibrew	DK	DKK	3,842	375,400	0.02
PepsiCo	US	USD	2,773	368,282	0.02
Estee Lauder	US	USD	1,656	366,817	0.02
Heineken	NL	EUR	4,122	365,972	0.02
Shiseido	JP	JPY	5,478	339,408	0.02
Convenience Retail Asia	HK	HKD	435,464	244,303	0.01
Tsuruha Holdings	JP	JPY	1,612	225,975	0.01
Shinnihonseiyaku	JP	JPY	7,912	199,334	0.01
China Foods	HK	HKD	443,297	151,692	0.01
Japfa	SG	SGD	303,714	143,511	0.01
RFM	PH	PHP	1,171,320	113,986	0.01
Vinda International Holdings	HK	HKD	39,040	103,534	0.01
WH Group	HK	HKD	124,738	98,190	0.01
Changshouhua Food	CN	HKD	181,371	94,706	0.01
Sakata Seed	JP	JPY	2,333	82,399	0.01
Gudang Garam	ID	IDR	29,552	82,323	0.01
First Resources	SG	SGD	72,526	64,363	0.00
Japfa Comfeed Indonesia	ID	IDR	814,007	58,643	0.00
Bumitama Agri	ID	SGD	172,502	54,927	0.00
Ceylon Cold Stores	LK	LKR	12,423	45,163	0.00
Sagami Rubber Industries	JP	JPY	2,517	28,448	0.00
Kweichow Moutai	CN	CNY	1	170	0.00
Foshan Haitian Flavouring & Food (A)	CN	CNY	1	10	0.00
				89,468,306	**5.45**
건강					
AmerisourceBergen	US	USD	143,025	13,700,344	0.83
McKesson	US	USD	62,922	9,206,750	0.56
Sanofi	FR	EUR	102,078	9,201,330	0.56
ICON	IE	USD	43,949	7,926,582	0.48
UnitedHealth Group	US	USD	24,046	7,354,618	0.45
Pfizer	US	USD	204,660	7,179,467	0.44
Horizon Therapeutics	US	USD	95,405	7,136,290	0.43
Mylan	US	USD	473,801	6,884,326	0.42
AbbVie	US	USD	75,019	6,320,313	0.38
Thermo Fisher Scientific	US	USD	13,268	6,263,967	0.38
Baxter International	US	USD	80,190	6,204,286	0.38
Anthem	US	USD	21,137	5,795,996	0.35
CVS Health	US	USD	103,323	5,789,164	0.35
Roche Holding	CH	CHF	17,485	5,624,677	0.34
Zimmer Biomet Holdings	US	USD	38,058	5,020,263	0.31
Koninklijke Philips	NL	EUR	85,857	3,988,607	0.24
HCA Healthcare	US	USD	32,214	3,981,377	0.24
Centene	US	USD	61,957	3,653,896	0.22
Alexion Pharmaceuticals	US	USD	27,475	3,159,664	0.19
Novo Nordisk	DK	DKK	47,886	3,077,012	0.19
Abbott Laboratories	US	USD	28,638	2,992,402	0.18
Boston Scientific	US	USD	86,604	2,990,880	0.18
Stryker	US	USD	14,901	2,985,058	0.18
CSL	AU	AUD	9,880	1,997,786	0.12
Olympus	JP	JPY	97,616	1,868,907	0.11
Sonova Holding	CH	CHF	7,672	1,821,242	0.11
Santen Pharmaceutical	JP	JPY	100,580	1,792,910	0.11
Genus	GB	GBP	32,052	1,703,209	0.10
Roche Holding (B)	CH	CHF	4,797	1,545,379	0.09
Fresenius Medical Care	DE	EUR	19,849	1,516,565	0.09
Teleflex	US	USD	4,457	1,415,380	0.09
Eisai	JP	JPY	17,308	1,346,360	0.08
PerkinElmer	US	USD	7,956	1,019,694	0.06
Amgen	US	USD	4,521	975,452	0.06
Nippon Shinyaku	JP	JPY	13,375	956,137	0.06
Hoya	JP	JPY	7,798	880,656	0.05
WuXi AppTec	CN	HKD	55,074	880,240	0.05
Bristol-Myers Squibb	US	USD	15,057	877,518	0.05
Arena Pharmaceuticals	US	USD	8,836	757,913	0.05
Ascendis Pharma ADR	DK	USD	4,391	709,726	0.04
Wuxi Biologics Cayman	CN	HKD	23,408	657,288	0.04
Krystal Biotech	US	USD	14,686	652,070	0.04
Apellis Pharmaceuticals	US	USD	20,047	642,102	0.04
Aprea Therapeutics	US	USD	27,605	607,302	0.04
Medical Data Vision	JP	JPY	25,759	606,084	0.04
Exelixis	US	USD	28,508	581,279	0.04
Granules India	IN	INR	108,947	563,395	0.03
ResMed	US	USD	2,825	537,824	0.03
Innovent Biologics	CN	HKD	69,493	515,193	0.03
MorphoSys	DE	EUR	4,840	493,718	0.03
Danaher	US	USD	2,131	486,134	0.03
Hansoh Pharmaceutical Group	CN	HKD	107,796	482,342	0.03
Sutro Biopharma	US	USD	31,338	397,212	0.02
As One	JP	JPY	2,731	394,859	0.02
Bayer	DE	EUR	8,218	386,436	0.02
Astellas Pharma	JP	JPY	23,442	321,581	0.02
Grifols ADR	ES	USD	18,593	311,438	0.02
Korian	FR	EUR	10,922	307,680	0.02
Zoetis	US	USD	1,868	296,016	0.02
Evotec	DE	EUR	9,546	252,235	0.02
Peijia Medical	CN	HKD	74,511	241,751	0.01
LivaNova	GB	USD	4,489	224,722	0.01
Cooper	US	USD	688	220,293	0.01
Craneware	GB	GBP	9,782	197,055	0.01
Otsuka Holdings	JP	JPY	4,858	180,015	0.01
Eiken Chemical	JP	JPY	8,832	169,077	0.01
Tempo Scan Pacific	ID	IDR	1,942,222	166,347	0.01
JMDC	JP	JPY	2,560	134,648	0.01
Nihon Kohden	JP	JPY	3,901	122,117	0.01
I-Sens	KR	KRW	4,976	120,197	0.01
Shanghai Pharmaceuticals Holding (H)	CN	HKD	75,257	116,795	0.01
Ocumension Therapeutics	CN	HKD	45,744	106,706	0.01
Hutchison China MediTech	HK	GBP	11,900	69,141	0.00
Vieworks	KR	KRW	2,273	57,846	0.00
Interojo	KR	KRW	2,047	36,567	0.00
Osprey Medical	US	AUD	176,289	2,477	0.00
Jiangsu Hengrui Medicine (A)	CN	CNY	1	14	0.00
				170,160,299	**10.36**
금융					
Berkshire Hathaway	US	USD	84,854	17,042,858	1.04
Morgan Stanley	US	USD	315,697	15,046,130	0.92
Willis Towers Watson	GB	USD	66,143	11,912,337	0.73
JPMorgan Chase	US	USD	101,897	9,868,694	0.60
Wells Fargo	US	USD	341,830	7,181,838	0.44
Arthur J Gallagher	US	USD	67,596	6,972,492	0.42
Fairfax Financial Holdings	CA	CAD	24,203	6,418,903	0.39
Travelers	US	USD	50,960	6,145,740	0.37
Allianz	DE	EUR	31,263	5,501,989	0.34
Bank OZK	US	USD	200,054	4,847,319	0.30
AXA	FR	EUR	282,222	4,537,476	0.28
Northern Trust	US	USD	58,083	4,472,400	0.27
Legal & General Group	GB	GBP	1,852,471	4,434,799	0.27
Hannover Rueck	DE	EUR	27,667	4,019,540	0.24
Ping An Insurance Group (H)	CN	HKD	354,702	3,660,738	0.22
DNB	NO	NOK	266,380	3,595,179	0.22
Zurich Insurance Group	CH	CHF	10,607	3,519,257	0.21
Discover Financial Services	US	USD	54,983	3,483,142	0.21
Aflac	US	USD	98,730	3,321,274	0.20
Arch Capital Group	BM	USD	108,381	3,294,796	0.20
Assurant	US	USD	26,023	3,237,315	0.20
St James's Place	GB	GBP	268,014	3,122,014	0.19
Tradeweb Markets	US	USD	51,592	2,825,690	0.17
NN Group	NL	EUR	78,437	2,736,012	0.17
Barclays	GB	GBP	1,979,703	2,732,844	0.17
VZ Holding	CH	CHF	32,232	2,705,234	0.16

현재 투자종목 명세서서 2020년 10월 31일

	국가 코드	CCY	주식 또는 명목	시가(USD)	% 순자산
Admiral Group	GB	GBP	72,701	2,589,947	0.16
3i Group	GB	GBP	194,250	2,418,277	0.15
Deutsche Boerse	DE	EUR	16,214	2,386,735	0.15
First Republic Bank	US	USD	18,667	2,345,483	0.14
ABN AMRO Group	NL	EUR	279,153	2,291,553	0.14
AIA Group	HK	HKD	224,139	2,133,428	0.13
Prudential	GB	GBP	167,388	2,044,388	0.12
Tryg	DK	DKK	72,199	2,003,533	0.12
Muenchener Rueckversicherungs-Gesellschaft	DE	EUR	8,554	2,001,075	0.12
Virtu Financial	US	USD	93,617	1,980,942	0.12
SVB Financial Group	US	USD	6,397	1,823,556	0.11
Texas Capital Bancshares	US	USD	40,204	1,773,395	0.11
Ageas	BE	EUR	41,580	1,673,694	0.10
Swedbank	SE	SEK	103,747	1,628,148	0.10
ING Groep	NL	EUR	237,413	1,620,585	0.10
Voya Financial	US	USD	32,379	1,539,638	0.09
Sampo	FI	EUR	38,616	1,457,669	0.09
Tokio Marine Holdings	JP	JPY	30,773	1,375,741	0.08
Eaton Vance	US	USD	20,790	1,235,766	0.08
Hong Kong Exchanges and Clearing	HK	HKD	20,833	998,864	0.06
SCOR	FR	EUR	37,268	905,728	0.06
Aruhi	JP	JPY	42,847	769,183	0.05
Credit Agricole	FR	EUR	95,938	758,044	0.05
Progressive	US	USD	8,247	751,474	0.05
ORIX	JP	JPY	61,504	719,765	0.04
Palomar Holdings	US	USD	7,700	685,816	0.04
Axis Bank	IN	INR	99,221	657,708	0.04
PNC Financial Services Group	US	USD	5,884	644,003	0.04
FactSet Research Systems	US	USD	1,984	609,763	0.04
Nasdaq	US	USD	4,862	588,740	0.04
Intermediate Capital Group	GB	GBP	36,948	560,491	0.03
HDFC Bank	IN	INR	34,209	546,360	0.03
Goosehead Insurance	US	USD	4,518	540,830	0.03
Hamilton Lane	US	USD	7,697	532,372	0.03
Bank of America	US	USD	22,702	530,549	0.03
CME Group	US	USD	3,153	470,135	0.03
HDFC Bank ADR	IN	USD	7,685	438,345	0.03
Van Lanschot Kempen	NL	EUR	20,492	410,632	0.03
Euronext	NL	EUR	3,584	373,916	0.02
Banca Generali	IT	EUR	11,600	329,748	0.02
IG Group Holdings	GB	GBP	32,348	318,898	0.02
ASR Nederland	NL	EUR	10,275	312,437	0.02
Minkabu The Infonoid	JP	JPY	12,654	305,530	0.02
Vienna Ins. Group Wiener Versicherung Gruppe	AT	EUR	13,733	278,710	0.02
KBC Ancora	BE	EUR	9,436	267,129	0.02
Equitable Holdings	US	USD	11,887	254,017	0.02
Julius Baer Group	CH	CHF	5,657	252,789	0.02
US Bancorp	US	USD	6,598	252,325	0.02
Hiscox	BM	GBP	22,541	240,730	0.01
Blackstone Group	US	USD	4,651	232,889	0.01
Goldman Sachs Group	US	USD	1,181	220,807	0.01
Shinhan Financial Group	KR	KRW	8,064	218,856	0.01
UniCredit	IT	EUR	28,971	216,049	0.01
RSA Insurance Group	GB	GBP	38,531	211,440	0.01
Shriram Transport Finance	IN	INR	20,155	188,500	0.01
Athene Holding	BM	USD	5,878	185,819	0.01
Kinsale Capital Group	US	USD	974	184,968	0.01
Charles Schwab	US	USD	4,442	179,187	0.01
Draper Esprit	GB	GBP	22,528	176,854	0.01
Sparebanken Vest	NO	NOK	26,769	170,958	0.01
Shriram City Union Finance	IN	INR	15,574	167,580	0.01
Intercontinental Exchange	US	USD	1,731	163,349	0.01
BNP Paribas	FR	EUR	4,669	162,403	0.01
Citigroup	US	USD	3,760	153,504	0.01
Brown & Brown	US	USD	3,289	142,490	0.01
Partners Group Holding	CH	CHF	147	133,064	0.01
BFI Finance Indonesia	ID	IDR	4,689,512	121,792	0.01
Bank Rakyat Indonesia Persero	ID	IDR	529,449	119,731	0.01
Muthoot Finance	IN	INR	6,606	109,819	0.01
ICICI Lombard General Insurance	IN	INR	6,424	106,972	0.01
KKR	US	USD	3,112	106,503	0.01
Hartford Financial Services Group	US	USD	2,757	106,464	0.01
China Merchants Bank (H)	CN	HKD	18,692	97,411	0.01
Repco Home Finance	IN	INR	37,162	96,356	0.01
Chailease Holding	TW	TWD	18,993	92,511	0.01
Xtrackers Euro Stoxx 50 UCITS ETF	LU	EUR	1,755	91,319	0.01
Hyundai Marine & Fire Insurance	KR	KRW	4,330	89,191	0.01
DB Insurance	KR	KRW	2,177	85,123	0.01
Korean Reinsurance	KR	KRW	12,146	79,667	0.00
LIC Housing Finance	IN	INR	20,537	78,388	0.00
BAWAG Group	AT	EUR	2,113	77,297	0.00
Kiwoom Securities	KR	KRW	597	54,583	0.00
SBI Cards & Payment Services	IN	INR	4,228	45,630	0.00
XP (A)	BR	USD	1,134	44,717	0.00
Westpac Banking 0.366% FRN 27/11/2020 EMTN	AU	USD	42,254	42,258	0.00
RenaissanceRe Holdings	BM	USD	193	31,513	0.00
StepStone Group	US	USD	231	5,827	0.00
				203,056,383	**12.37**
부동산					
Vonovia	DE	EUR	65,696	4,195,886	0.26
Prologis REIT	US	USD	40,214	3,989,240	0.24
Invitation Homes REIT	US	USD	63,534	1,725,570	0.11
American Campus Communities REIT	US	USD	26,049	969,277	0.06
ADO Properties (A)	DE	EUR	35,960	904,086	0.06
KE Holdings ADR	CN	USD	11,087	773,295	0.05
Shurgard Self Storage	LU	EUR	14,380	613,188	0.04
Relo Group	JP	JPY	24,035	577,110	0.04
Open House	JP	JPY	16,732	570,282	0.03
Healthcare Realty Trust REIT	US	USD	20,363	564,246	0.03
Shimao Services Holdings	CN	HKD	251,986	539,372	0.03
Urban & Civic	GB	GBP	120,699	320,538	0.02
Urban Logistics REIT	GB	GBP	104,901	186,174	0.01
China Overseas Land & Investment	HK	HKD	63,168	158,614	0.01
Daibiru	JP	JPY	13,385	151,621	0.01
Cromwell European REIT	SG	EUR	232,169	123,228	0.01
Supalai	TH	THB	222,192	111,737	0.01
Heiwa Real Estate	JP	JPY	3,071	89,732	0.01
Keppel Pacific Oak US REIT	SG	USD	114,817	80,485	0.00
Ascendas India Trust	SG	SGD	34,673	33,042	0.00
Cosmos Initia	JP	JPY	5,022	20,056	0.00
				16,696,779	**1.02**
폐쇄형 펀드					
Oakley Capital Investments Fund	BM	GBP	173,306	571,376	0.03
Gemfields Group	GB	ZAR	1,154,917	88,901	0.01
				660,277	**0.04**
개방형 펀드					
MAN Funds- Japan CoreAlpha Equity	IE	JPY	213,464	31,250,519	1.90
State Street Europe Value Spotlight Fund	LU	EUR	2,525,231	23,036,021	1.40
Fidelity ILF - The US Dollar Fund - A-ACC-USD	IE	USD	869	15,777,332	0.96
Fidelity ILF - The Euro Fund - A-ACC-EUR	IE	EUR	177	2,840,896	0.17
Maple-Brown Abbott Asia Pacific Ex-Japan Fund	IE	GBP	63,184	64,753	0.00
				72,969,521	**4.44**
주식 연계 채권					
BNP (Shenzhen YUTO Pkg Tech (A)) ELN 30/07/2021	CN	USD	107,463	475,561	0.03
UBS (Focus Media Info. Tech (A)) ELN 10/03/2021	CN	USD	245,170	342,575	0.02
HSBC (Focus Media Info. Tech (A)) ELN 10/03/2021	CN	USD	110,952	155,033	0.01
HSBC (Kweichow Moutai (A)) ELN 12/04/2024	CN	USD	523	130,691	0.01
				1,103,860	**0.07**
커뮤니케이션 서비스					
T-Mobile US	US	USD	183,813	19,967,624	1.22
Liberty Global	GB	USD	416,334	7,679,278	0.47
Verizon Communications	US	USD	134,924	7,678,522	0.47
Netflix	US	USD	4,845	2,302,348	0.14
Elisa	FI	EUR	37,071	1,824,333	0.11
Deutsche Telekom	DE	EUR	99,189	1,510,378	0.09
China Mobile	HK	HKD	237,464	1,452,461	0.09
Infrastrutture Wireless Italiane	IT	EUR	124,508	1,346,134	0.08
Tele2	SE	SEK	73,496	872,696	0.05
Nippon Telegraph & Telephone	JP	JPY	24,296	512,388	0.03
Safaricom	KE	KES	1,787,322	506,791	0.03
Bilibili ADR	CN	USD	8,456	379,667	0.02
Swisscom	CH	CHF	629	319,898	0.02
Daiichikosho	JP	JPY	8,720	298,589	0.02
NOS SGPS	PT	EUR	69,622	239,122	0.01
Pebble Group	GB	GBP	176,401	162,248	0.01
Cathay Media And Education Group	CN	HKD	96,653	50,703	0.00
Dialog Axiata	LK	LKR	828,256	48,536	0.00
Shemaroo Entertainment	IN	INR	36,378	26,919	0.00
				47,178,635	**2.87**

증권 자격 취득 또는 기타 통제 된 시장 에서 죽음을 맞게

에너지					
Cheniere Energy	US	USD	88,775	4,209,705	0.26
				4,209,705	**0.26**
유틸리티					
Endesa	ES	EUR	157,047	4,210,087	0.26
Iberdrola	ES	EUR	214,296	2,527,860	0.15
Enagas	ES	EUR	54,622	1,179,190	0.07

현재 투자종목 명세서서 2020년 10월 31일

	국가 코드	CCY	주식 또는 명목	시가(USD)	% 순자산
Red Electrica	ES	EUR	43,814	772,067	0.05
				8,689,204	0.53
소재					
Vidrala	ES	EUR	4,626	441,895	0.03
Vidrala (BR) RTS 05/11/2020	ES	EUR	4,742	22,624	0.00
				464,519	0.03
산업재					
Ferrovial	ES	EUR	137,520	2,976,036	0.18
Irish Continental Group	IE	EUR	110,366	403,747	0.02
Applus Services	ES	EUR	42,580	333,610	0.02
Ryanair Holdings	IE	EUR	21,549	296,868	0.02
Vietnam Engine & Argicultural Machinery	VN	VND	45,820	83,408	0.01
Hokkaido Chuo Bus	JP	JPY	148	5,026	0.00
				4,098,695	0.25
정보 기술					
Amadeus IT Group	ES	EUR	11,382	543,532	0.03
Taiwan Union Technology	TW	TWD	38,855	129,555	0.01
				673,087	0.04
소비재					
Industria de Diseno Textil	ES	EUR	81,247	2,005,782	0.12
Glenveagh Properties	IE	EUR	315,767	270,395	0.02
Dalata Hotel Group	IE	EUR	88,099	248,389	0.02
Applegreen	IE	EUR	68,124	225,404	0.01
				2,749,970	0.17
소비재					
Quang Ngai Sugar	VN	VND	54,240	74,403	0.00
				74,403	0.00
건강					
Grifols	ES	EUR	46,663	1,260,728	0.08
Korian RTS 26/10/2020	FR	EUR	10,922	31,684	0.00
				1,292,412	0.08
금융					
Cboe Global Markets	US	USD	10,013	810,052	0.05
Grupo Financiero Banorte	MX	MXN	32,139	141,289	0.01
Banco Bradesco (Pref'd)	BR	BRL	19,453	68,142	0.00
Banco do Brasil	BR	BRL	8,227	43,005	0.00
Banco Santander	ES	EUR	14,059	28,022	0.00
BNP Paribas 5.00% 15/01/2021	FR	USD	8,451	8,532	0.00
				1,099,042	0.07
주식 연계 채권					
UBS (Oppein Home Group (A)) ELN 15/06/2021	CN	USD	19,442	357,289	0.02
CITI (Foshan Haitian Flavouring (A)) ELN 19/02/2021	CN	USD	12,817	306,671	0.02
BNP (Focus Media Info (A)) ELN 10/07/2023	CN	USD	101,854	142,320	0.01
UBS (Anhui Heli (A)) ELN 21/01/2022	CN	USD	36,725	77,397	0.00
HSBC (Midea Group (A)) ELN 23/11/2020	CN	USD	4,488	52,340	0.00
				936,017	0.06
커뮤니케이션 서비스					
Euskaltel	ES	EUR	38,090	362,555	0.02
				362,555	0.02
금융 상품					
Jyske Bank CP 0.23% 06/11/2020	DK	USD	67,606	67,603	0.00
Rentenbank CP 0.1975% 11/01/2021	DE	USD	67,606	67,588	0.00
Expt Imp Bank CP 0.18% 13/01/2021	KR	USD	67,606	67,584	0.00
Agence Centrale CP 0.265% 01/04/2021	FR	USD	67,606	67,532	0.00
MUFG Bank CD 0.23% 06/01/2021	JP	USD	59,155	59,161	0.00
Commonwealth Bank Aus VCD 0.00% 16/11/2020	AU	USD	50,704	50,709	0.00
Swedbank CP 0.50% 06/11/2020	SE	USD	50,704	50,703	0.00
Expt Imp Bank CP 0.21% 23/11/2020	KR	USD	50,704	50,700	0.00
Agence Centrale CP 0.26% 15/01/2021	FR	USD	50,704	50,685	0.00
United Bank CP 0.21% 22/02/2021	SG	USD	50,704	50,672	0.00
MUFG Bank CD 0.21% 03/12/2020	JP	USD	42,254	42,257	0.00
Sumi Trust Bank CD 0.00% 06/11/2020	JP	USD	42,254	42,252	0.00
Western Australia Treasury CP 0.19% 22/01/2021	AU	USD	42,254	42,238	0.00
Toyota Motor Finance CP 0.23% 21/01/2021	NL	USD	42,254	42,235	0.00
HSBC UK Bank CP 0.22% 22/01/2021	GB	USD	42,254	42,235	0.00
KBC Bank CD 0.00% 18/12/2020	BE	USD	33,803	33,829	0.00
National Aus Bank CD 0.70% 02/11/2020	AU	USD	33,803	33,805	0.00
Sumi Trust Bank CD 0.00% 03/11/2020	JP	USD	33,803	33,802	0.00
SMBC Brussels CP 0.24% 06/11/2020	BE	USD	33,803	33,802	0.00
HSBC CP 0.67% 04/11/2020	FR	USD	33,803	33,802	0.00
Expt Imp Bank CP 0.21% 20/11/2020	KR	USD	33,803	33,800	0.00
Treasury Victoria CP 0.18% 18/11/2020	AU	USD	33,803	33,799	0.00
MUFG Bank CD 0.00% 14/12/2020	JP	USD	33,803	33,797	0.00
KfW (UGTD) CP 0.305% 04/01/2021	DE	USD	33,803	33,797	0.00
KBC Bank CD 0.00% 08/12/2020	BE	USD	33,803	33,797	0.00
KBC Bank CD 0.00% 14/12/2020	BE	USD	33,803	33,796	0.00
KBC Bank CD 0.00% 21/12/2020	BE	USD	33,803	33,795	0.00
Mizuho Bank CD 0.00% 15/12/2020	JP	USD	33,803	33,794	0.00
Kommun Sverige CP 0.28% 15/01/2021	SE	USD	33,803	33,794	0.00
Agence Centrale CP 0.315% 04/01/2021	FR	USD	33,803	33,794	0.00
Austria CP 0.00% 15/01/2021	AT	USD	33,803	33,792	0.00
Korea Development Bank CP 0.22% 06/01/2021	KR	USD	33,803	33,790	0.00
Temasek Finance CP 0.20% 04/02/2021	SG	USD	33,803	33,788	0.00
Landeskreditbank CP 0.20% 12/02/2021	DE	USD	33,803	33,785	0.00
Landeskreditbank CP 0.20% 11/02/2021	DE	USD	33,803	33,785	0.00
Sumi Trust Bank CD 0.00% 28/01/2021	JP	USD	33,803	33,784	0.00
HSBC CP 0.36% 08/02/2021	GB	USD	33,803	33,783	0.00
United Bank CP 0.20% 26/02/2021	SG	USD	33,803	33,781	0.00
Mizuho Bank CD 0.00% 04/02/2021	JP	USD	33,803	33,781	0.00
Finland CP 0.00% 17/03/2021	FI	USD	33,803	33,779	0.00
Treasury Victoria CP 0.22% 18/03/2021	AU	USD	33,803	33,776	0.00
Austria CD 0.00% 06/04/2021	AT	USD	33,803	33,776	0.00
National Aus Bank CD 0.00% 16/04/2021	AU	USD	33,803	33,772	0.00
United Bank CP 0.23% 19/04/2021	SG	USD	33,803	33,769	0.00
Swedbank CP 0.2275% 15/04/2021	SE	USD	33,803	33,766	0.00
Rabobank CP 0.23% 29/04/2021	NL	USD	33,803	33,764	0.00
Dexia Credit Local CP 0.32% 01/12/2020	FR	USD	32,958	32,953	0.00
Mizuho Bank CD 0.00% 09/11/2020	JP	USD	25,352	25,351	0.00
TD Bank CD 0.00% 18/12/2020	GB	USD	25,352	25,347	0.00
Sumi Trust Bank CD 0.00% 16/12/2020	JP	USD	25,352	25,347	0.00
Dexia Credit Local CP 0.30% 22/12/2020	FR	USD	25,352	25,346	0.00
HSBC CP 0.24% 06/04/2021	GB	USD	25,352	25,326	0.00
SMBC Brussels CP 0.22% 12/11/2020	BE	USD	23,662	23,661	0.00
Allianz CP 0.31% 07/01/2021	DE	USD	23,662	23,654	0.00
Korea Development Bank CP 0.21% 06/01/2021	KR	USD	20,282	20,274	0.00
United Bank CP 0.23% 22/04/2021	SG	USD	18,592	18,573	0.00
Goldman Sachs CD 0.35% 11/01/2021	GB	USD	16,901	16,907	0.00
Goldman Sachs CD 0.32% 07/05/2021	GB	USD	16,901	16,904	0.00
Goldman Sachs CD 0.265% 08/02/2021	GB	USD	16,901	16,904	0.00
KDB Bank CD 0.00% 06/11/2020	KR	USD	16,901	16,901	0.00
Swedbank CP 0.318% 04/12/2020	SE	USD	16,901	16,900	0.00
Mizuho Bank CD 0.00% 20/11/2020	JP	USD	16,901	16,900	0.00
Allianz CP 0.23% 26/02/2021	DE	USD	16,901	16,890	0.00
Mizuho Bank CD 0.00% 29/01/2021	GB	USD	16,901	16,889	0.00
Finland CP 0.00% 17/03/2021	FI	USD	16,901	16,889	0.00
Korea Development Bank CP 0.21% 04/12/2020	KR	USD	12,676	12,674	0.00
Goldman Sachs CD 1.055% 30/04/2021	GB	USD	11,831	11,877	0.00
Goldman Sachs CD 1.05% 04/02/2021	GB	USD	11,831	11,858	0.00
Goldman Sachs CD 0.965% 04/11/2020	GB	USD	11,831	11,832	0.00
				2,304,686	0.14
목록에 없음					
소재					
Farmers Bus Perpetual (Pref'd)*	US	USD	26,104	862,894	0.05
FARMERS BU SR F 0% (Pref'd) (Perpetual)*	US	USD	17,619	582,410	0.04
China Metal Recycling Holdings*	HK	HKD	1,323	0	0.00
				1,445,304	0.09
산업재					
Tradeshift Holdings*	US	USD	48,379	290,273	0.02
				290,273	0.02
정보 기술					
Innoviz Technology Service*	IL	USD	93,145	782,876	0.05
Bytedance*	CN	USD	2,543	159,665	0.01
Sensetime Group*	CN	USD	336,662	119,044	0.01
DBA Telecommunication Asia Holdings*	HK	HKD	5,277	0	0.00
				1,061,585	0.06
건강					
JHL Biotech*	KY	TWD	16,636	27,335	0.00
Chime Biologics*	VG	USD	16,636	6,289	0.00
China Animal Healthcare*	BM	HKD	75,154	0	0.00
				33,624	0.00
금융					
Transferwise*	GB	USD	7,132	891,534	0.05
Transferwise (Pref'd)*	GB	USD	4,864	607,963	0.04
				1,499,497	0.09
단주				3	0.00

현재 투자종목 명세서서 2020년 10월 31일

			시장 가격	% 순자산
총 투자 (비용 USD 1,285,546,066)			1,327,611,359	80.85

예금

DZ Bank TD 0.08% 02/11/2020	DE	USD	289,024	289,024	0.02
Bred Banque TD 0.11% 02/11/2020	FR	USD	259,075	259,075	0.02
Barclays Bank TD 0.05% 02/11/2020	GB	USD	235,237	235,237	0.01
KBC Bank TD 0.08% 02/11/2020	BE	USD	169,014	169,014	0.01
				952,350	0.06
(예금 포함) 총 투자				1,328,563,709	80.91

차액 거래 계약

	CCY	기본 노출	미실현 이익 / (손실) USD	% 순자산
Apollo Global Management (GS)	USD	138,151	(7,450)	(0.00)
			(7,450)	(0.00)

선물환 계약

	기본 노출 USD	미실현 이익 / (손실) USD	% 순자산
구입 SEK 판매 EUR 에 10.41988 16/11/2020	2,641,814	15,835	0.00
구입 CHF 판매 EUR 에 1.07699 16/11/2020	1,235,241	11,118	0.00
구입 USD 판매 EUR 에 1.18249 16/11/2020	91,801	1,348	0.00
구입 USD 판매 EUR 에 1.18162 16/11/2020	33,623	469	0.00
구입 USD 판매 EUR 에 1.17954 16/11/2020	9,147	111	0.00
구입 USD 판매 EUR 에 1.17357 16/11/2020	10,329	73	0.00
구입 USD 판매 EUR 에 1.17260 16/11/2020	10,175	63	0.00
구입 EUR 판매 USD 에 0.85601 16/11/2020	9,639	(23)	(0.00)
구입 USD 판매 PHP 에 0.02058 16/11/2020	14,093	(35)	(0.00)
구입 EUR 판매 USD 에 0.85062 16/11/2020	4,306	(37)	(0.00)
구입 USD 판매 PHP 에 0.02055 16/11/2020	11,969	(47)	(0.00)
구입 USD 판매 PHP 에 0.02052 16/11/2020	8,781	(48)	(0.00)
구입 EUR 판매 USD 에 0.85197 16/11/2020	8,877	(63)	(0.00)
구입 USD 판매 PHP 에 0.02063 16/11/2020	209,329	(65)	(0.00)
구입 EUR 판매 USD 에 0.85007 16/11/2020	13,506	(126)	(0.00)
구입 EUR 판매 USD 에 0.84759 16/11/2020	15,140	(185)	(0.00)
구입 EUR 판매 USD 에 0.84583 16/11/2020	93,512	(1,336)	(0.00)
구입 NOK 판매 EUR 에 10.85198 16/11/2020	933,335	(21,982)	(0.00)
구입 EUR 판매 GBP 에 1.09720 16/11/2020	2,275,922	(29,690)	(0.00)
		(24,620)	(0.00)

AEON E-ACC 주식 (GBP) (헤지)

구입 GBP 판매 USD 에 0.77325 24/11/2020	1,425,534	2,626	0.00
구입 USD 판매 EUR 에 1.17214 24/11/2020	182,415	1,026	0.00
구입 USD 판매 CAD 에 0.75665 24/11/2020	52,121	390	0.00
구입 USD 판매 GBP 에 1.30966 24/11/2020	31,743	344	0.00
구입 USD 판매 SEK 에 0.11302 24/11/2020	25,858	114	0.00
구입 USD 판매 GBP 에 1.29736 24/11/2020	18,527	25	0.00
구입 USD 판매 CHF 에 1.09312 24/11/2020	22,497	22	0.00
구입 USD 판매 HKD 에 0.12901 24/11/2020	39,253	19	0.00
구입 USD 판매 GBP 에 1.29617 24/11/2020	30,706	13	0.00
구입 JPY 판매 USD 에 104.88343 24/11/2020	2,456	8	0.00
구입 EUR 판매 USD 에 0.85627 24/11/2020	8,642	(17)	(0.00)
구입 CAD 판매 USD 에 1.31135 24/11/2020	2,059	(31)	(0.00)
구입 EUR 판매 USD 에 0.85146 24/11/2020	5,050	(38)	(0.00)
구입 EUR 판매 USD 에 0.84363 24/11/2020	5,927	(99)	(0.00)
구입 USD 판매 JPY 에 0.00951 24/11/2020	114,270	(691)	(0.00)
		3,711	0.00

선물

	CCY	기본 노출	미실현 이익 / (손실) USD	% 순자산
Nikkei 225 Index Future 10/12/2020	JPY	4,456,370,000	306,711	0.02
S&P TSX 60 Index Future 17/12/2020	CAD	58,731,302	(2,217,756)	(0.14)
S&P 500 Emini Index Future 18/12/2020	USD	224,219,415	(5,263,972)	(0.32)
			(7,175,017)	(0.44)

기타 자산 및 부채	320,682,250	19.53

	시가(USD)	% 순자산
순자산	1,642,042,583	100.00

지역별 배분

국가	국가 코드	% 순자산
미국	US	42.80
영국	GB	6.14
일본	JP	5.68
아일랜드	IE	4.02
중국	CN	2.97
독일	DE	2.71
네덜란드	NL	2.57
프랑스	FR	2.31
룩셈부르크	LU	1.66
스웨덴	SE	1.57
스위스	CH	1.48
스페인	ES	1.03
홍콩	HK	0.89
캐나다	CA	0.64
호주	AU	0.53
이스라엘	IL	0.51
이탈리아	IT	0.49
노르웨이	NO	0.44
덴마크	DK	0.38
핀란드	FI	0.36
인도	IN	0.28
대만	TW	0.27
버뮤다	BM	0.26
모나코	MC	0.23
벨기에	BE	0.16
한국	KR	0.13
인도네시아	ID	0.08
오스트리아	AT	0.06
포르투갈	PT	0.06
싱가포르	SG	0.05
남아프리카 공화국	ZA	0.03
케냐	KE	0.03
필리핀	PH	0.03
아르헨티나	AR	0.01
스리랑카	LK	0.01
태국	TH	0.01
베트남	VN	0.01
브라질	BR	0.01
멕시코	MX	0.01
케이맨 제도	KY	0.00
버진 아일랜드 (영국령)	VG	0.00
현금 및 기타 순자산		19.09

Fidelity Funds

Italy Fund

현재 투자종목 명세서서 2020년 10월 31일

	국가 코드	CCY	주식 또는 명목	시장 가격 EUR	% 순자산
공인된 주식 또는 공식 증권거래소에서 거래됨					
유틸리티					
Enel	IT	EUR	2,592,195	17,715,061	7.90
Snam	IT	EUR	2,413,226	10,111,417	4.51
ERG	IT	EUR	323,622	6,297,684	2.81
Iniziative Bresciane - Inbre	IT	EUR	350,464	5,747,610	2.56
Italgas	IT	EUR	1,053,591	5,227,919	2.33
Iren	IT	EUR	2,058,810	4,016,738	1.79
Iniziative Bresciane Inbr Rts 05/11/2020	IT	EUR	350,464	350	0.00
				49,116,779	21.90
소재					
Industrie Chimiche Forestali	IT	EUR	174,176	778,567	0.35
				778,567	0.35
산업재					
CNH Industrial	GB	EUR	1,355,388	9,026,884	4.03
Atlantia	IT	EUR	539,915	7,102,582	3.17
Piovan	IT	EUR	1,016,357	4,156,900	1.85
Avio	IT	EUR	339,809	4,138,874	1.85
Interpump Group	IT	EUR	121,843	3,947,713	1.76
Italmobiliare	IT	EUR	110,815	3,075,116	1.37
ENAV	IT	EUR	790,450	2,355,541	1.05
				33,803,610	15.07
정보 기술					
STMicroelectronics	CH	EUR	492,442	12,887,207	5.75
Nexi	IT	EUR	540,177	7,124,935	3.18
Reply (A)	IT	EUR	39,967	3,688,954	1.65
Datalogic	IT	EUR	214,364	2,120,060	0.95
Cellularline	IT	EUR	255,621	1,012,259	0.45
Cy4gate	IT	EUR	98,891	410,398	0.18
Expert System	IT	EUR	185,891	381,077	0.17
				27,624,890	12.32
소비재					
Ferrari	IT	EUR	70,193	10,750,058	4.79
Moncler	IT	EUR	253,038	8,694,386	3.88
Brembo	IT	EUR	311,380	2,777,510	1.24
De' Longhi (A)	IT	EUR	90,334	2,480,572	1.11
				24,702,526	11.02
건강					
Recordati	IT	EUR	167,583	7,455,768	3.32
DiaSorin	IT	EUR	27,918	5,262,543	2.35
Labomar	IT	EUR	200,000	1,340,000	0.60
Antares Vision	IT	EUR	116,579	1,165,790	0.52
Antares Vision WTS 19/04/2024	IT	EUR	168,623	234,386	0.10
				15,458,487	6.89
금융					
EXOR	NL	EUR	304,876	13,597,470	6.06
Intesa Sanpaolo	IT	EUR	8,350,177	11,853,911	5.29
FinecoBank Banca Fineco	IT	EUR	912,868	10,726,199	4.78
Mediobanca	IT	EUR	1,441,574	8,776,303	3.91
Cerved Group	IT	EUR	1,053,984	6,387,143	2.85
Banca Mediolanum	IT	EUR	743,032	4,354,168	1.94
Banca Farmafactoring	IT	EUR	1,092,536	4,320,980	1.93
Banca Generali	IT	EUR	130,242	3,177,905	1.42
Spactiv WTS 27/09/2024	IT	EUR	70,000	23,100	0.01
				63,217,179	28.19
개방형 펀드					
Fidelity ILF - The Euro Fund - A-ACC-EUR	IE	EUR	158	2,177,346	0.97
				2,177,346	0.97
커뮤니케이션 서비스					
Telecom Italia	IT	EUR	19,795,006	5,768,265	2.57
Infrastrutture Wireless Italiane	IT	EUR	384,633	3,569,394	1.59
				9,337,659	4.16
목록에 없음					
소재					
Industrie Chimiche Forestali WTS	IT	EUR	106,612	4,382	0.00
				4,382	0.00
단주				(4)	(0.00)

	시장 가격	% 순자산
총 투자 (비용 EUR 232,996,753)	226,221,421	100.88
기타 자산 및 부채	(1,983,472)	(0.88)
순자산	224,237,949	100.00

지역별 배분

국가	국가 코드	% 순자산
이탈리아	IT	84.08
네덜란드	NL	6.06
스위스	CH	5.75
영국	GB	4.03
아일랜드	IE	0.97
현금 및 기타 순 부채		(0.88)

별첨 재무제표에 대한 주석은 본 재무제표의 중요한 일부입니다. 투자종목 명세서 및 지역별 배분의 순자산 비율은 반올림되었습니다.

Japan Advantage Fund [8]

현재 투자종목 명세서서 2020년 10월 31일

공인된 주식 또는 공식 증권거래소에서 거래됨

	국가 코드	CCY	주식 또는 명목	시장 가격 JPY	% 순자산
에너지					
Iwatani	JP	JPY	169,600	805,083,434	1.54
Inpex	JP	JPY	806,400	399,001,619	0.76
Japan Petroleum Exploration	JP	JPY	100,400	165,796,491	0.32
				1,369,881,544	2.61
유틸리티					
Kansai Electric Power Co	JP	JPY	601,600	573,445,829	1.09
				573,445,829	1.09
소재					
JSR	JP	JPY	241,200	570,061,711	1.09
Denka	JP	JPY	144,100	464,158,320	0.89
Yamato Kogyo	JP	JPY	126,100	316,735,727	0.60
Sumitomo Bakelite	JP	JPY	99,000	293,041,915	0.56
DIC	JP	JPY	95,600	243,526,090	0.46
Taiheiyo Cement	JP	JPY	94,700	232,564,410	0.44
Kaneka	JP	JPY	46,200	135,196,137	0.26
Air Water	JP	JPY	86,100	128,726,119	0.25
				2,384,010,429	4.55
산업재					
THK	JP	JPY	758,500	2,102,761,173	4.01
Mitsubishi Electric	JP	JPY	1,175,500	1,583,524,544	3.02
Penta-Ocean Construction	JP	JPY	1,842,700	1,222,732,365	2.33
Recruit Holdings	JP	JPY	234,300	933,389,020	1.78
Mitsui	JP	JPY	475,900	779,718,691	1.49
Hazama Ando	JP	JPY	1,079,500	701,775,716	1.34
FANUC	JP	JPY	23,700	524,579,028	1.00
CKD	JP	JPY	297,400	517,552,720	0.99
Nabtesco	JP	JPY	124,900	487,996,068	0.93
JGC	JP	JPY	567,000	487,643,777	0.93
Mitsubishi	JP	JPY	192,400	449,160,111	0.86
Kubota	JP	JPY	246,700	448,534,277	0.86
AGC Inc/Japan	JP	JPY	130,000	424,618,602	0.81
Takuma	JP	JPY	259,900	416,374,634	0.79
Sumitomo Densetsu	JP	JPY	166,600	415,062,787	0.79
Mirait Holdings	JP	JPY	235,300	350,519,826	0.67
Mitsui OSK Lines	JP	JPY	133,100	314,126,275	0.60
NSK	JP	JPY	257,600	215,499,026	0.41
Nippon Express	JP	JPY	36,400	213,509,487	0.41
Ushio	JP	JPY	177,700	207,700,624	0.40
Central Glass	JP	JPY	90,100	202,243,300	0.39
Daiho	JP	JPY	58,800	197,693,146	0.38
Asanuma	JP	JPY	31,500	127,317,307	0.24
OKUMA	JP	JPY	15,800	80,147,399	0.15
				13,404,179,903	25.57
정보 기술					
Hitachi	JP	JPY	877,600	3,092,508,042	5.90
Rohm	JP	JPY	200,400	1,611,733,834	3.07
Z Holdings	JP	JPY	1,425,100	1,039,832,072	1.98
Renesas Electronics	JP	JPY	915,300	790,968,524	1.51
Fujitsu	JP	JPY	48,200	590,632,318	1.13
SCREEN Holdings	JP	JPY	94,900	543,744,290	1.04
TDK	JP	JPY	44,100	542,436,134	1.03
Ulvac	JP	JPY	133,500	511,150,801	0.98
Shinko Electric Industries	JP	JPY	278,200	507,757,986	0.97
NEC	JP	JPY	70,500	371,574,854	0.71
Murata Manufacturing	JP	JPY	39,600	291,545,705	0.56
Mitsui High-Tec	JP	JPY	93,300	198,802,937	0.38
Argo Graphics	JP	JPY	56,500	182,084,405	0.35
Gree	JP	JPY	281,700	153,787,372	0.29
Nippon Systemware	JP	JPY	64,000	131,759,226	0.25
Eizo	JP	JPY	15,000	59,256,383	0.11
				10,619,574,883	20.26
소비재					
Denso	JP	JPY	633,100	3,084,421,246	5.88
Toyota Motor	JP	JPY	371,300	2,546,675,563	4.86
Sony	JP	JPY	177,000	1,540,011,979	2.94
Sumitomo Electric Industries	JP	JPY	631,500	728,807,467	1.39
Honda Motor	JP	JPY	272,100	674,078,655	1.29
Toyo Tire & Rubber	JP	JPY	314,800	488,556,064	0.93
DeNA	JP	JPY	254,200	454,334,576	0.87
Subaru	JP	JPY	112,200	215,335,349	0.41
Koito Manufacturing	JP	JPY	36,600	184,610,533	0.35
Yamaha Motor	JP	JPY	81,000	121,052,284	0.23
				10,037,883,716	19.15
소비재					
Seven & i Holdings	JP	JPY	292,500	928,694,248	1.77
Nippon Suisan Kaisha	JP	JPY	258,400	104,163,827	0.20
				1,032,858,075	1.97
건강					
Santen Pharmaceutical	JP	JPY	397,600	741,102,462	1.41
Takeda Pharmaceutical	JP	JPY	220,000	710,682,114	1.36
Tsumura	JP	JPY	161,700	496,595,377	0.95
Nippon Shinyaku	JP	JPY	63,700	476,145,130	0.91
Otsuka Holdings	JP	JPY	91,700	355,289,435	0.68
Eisai	JP	JPY	23,800	193,590,045	0.37
				2,973,404,563	5.67
금융					
Sompo Holdings	JP	JPY	464,300	1,812,175,654	3.46
Sumitomo Mitsui Financial Group	JP	JPY	558,400	1,615,464,037	3.08
T&D Holdings	JP	JPY	854,900	892,742,782	1.70
ORIX	JP	JPY	513,400	628,242,216	1.20
Jafco	JP	JPY	85,500	404,486,297	0.77
SBI Holdings	JP	JPY	140,300	338,260,668	0.65
Tokio Marine Holdings	JP	JPY	50,100	234,203,515	0.45
				5,925,575,169	11.30
부동산					
Heiwa Real Estate	JP	JPY	47,800	146,020,999	0.28
				146,020,999	0.28
커뮤니케이션 서비스					
Softbank	JP	JPY	1,249,100	1,518,966,790	2.90
SoftBank Group	JP	JPY	148,000	1,009,041,622	1.92
				2,528,008,412	4.82
총 투자 (비용 JPY 51,874,499,701)				50,994,843,522	97.27

	기본 노출 JPY	미실현 이익 / (손실) JPY	% 순자산
선물환 계약			
A 주식 (EUR) (헤지)			
구입 JPY 판매 EUR 에 123.80650 18/11/2020	56,827,410	915,942	0.00
구입 EUR 판매 JPY 에 0.00800 18/11/2020	2,049,811,675	(51,372,967)	(0.10)
		(50,457,025)	(0.10)
A-ACC 주식 (USD) (헤지)			
구입 JPY 판매 USD 에 105.24690 18/11/2020	10,663,786	71,398	0.00
구입 USD 판매 JPY 에 0.00945 18/11/2020	250,846,648	(3,091,349)	(0.01)
		(3,019,951)	(0.01)
Y 주식 (EUR) (헤지)			
구입 JPY 판매 EUR 에 123.54288 18/11/2020	889,451	12,412	0.00
구입 EUR 판매 JPY 에 0.00800 18/11/2020	10,022,690	(250,910)	(0.00)
		(238,498)	(0.00)
기타 자산 및 부채		1,483,033,177	2.83
순자산		52,424,161,225	100.00

지역별 배분

국가	국가 코드	% 순자산
일본	JP	97.27
현금 및 기타 순자산		2.72

전체 주식 목록은 6페이지에 나와 있습니다.
별첨 재무제표에 대한 주석은 본 재무제표의 중요한 일부입니다. 투자종목 명세서 및 지역별 배분의 순자산 비율은 반올림되었습니다.

현재 투자종목 명세서서 2020년 10월 31일

	국가 코드	CCY	주식 또는 명목	시장 가격 JPY	% 순자산
공인된 주식 또는 공식 증권거래소에서 거래됨					
유틸리티					
West Holdings	JP	JPY	165,642	592,215,442	0.66
				592,215,442	0.66
소재					
NOF	JP	JPY	431,641	1,697,105,879	1.89
Fujimi	JP	JPY	94,152	350,721,870	0.39
Sumitomo Metal Mining	JP	JPY	32,373	105,164,554	0.12
				2,152,992,303	2.40
산업재					
MISUMI Group	JP	JPY	1,426,033	4,430,558,439	4.95
Yaskawa Electric	JP	JPY	527,861	2,145,872,819	2.40
UT Group	JP	JPY	638,828	2,083,970,477	2.33
Recruit Holdings	JP	JPY	505,289	2,012,938,707	2.25
Daikin Industries	JP	JPY	87,767	1,717,829,881	1.92
Makuake	JP	JPY	121,219	1,432,322,751	1.60
Raksul	JP	JPY	219,417	1,118,401,404	1.25
Miura	JP	JPY	192,170	946,858,783	1.06
MonotaRO	JP	JPY	113,126	655,934,589	0.73
FANUC	JP	JPY	28,506	630,961,645	0.70
Nihon Flush	JP	JPY	421,299	568,475,036	0.63
CKD	JP	JPY	293,156	510,166,986	0.57
Rozetta	JP	JPY	222,475	444,720,316	0.50
Nippo	JP	JPY	151,884	408,269,412	0.46
Taikisha	JP	JPY	107,191	292,061,881	0.33
Techno Smart	JP	JPY	257,006	227,012,353	0.25
Nitto Boseki	JP	JPY	55,214	212,161,059	0.24
Nitta	JP	JPY	90,105	198,757,175	0.22
Nippon Road Co	JP	JPY	17,176	130,580,493	0.15
Hirano Tecseed/Kinzoku	JP	JPY	61,599	95,939,777	0.11
Sumitomo Densetsu	JP	JPY	35,700	88,942,724	0.10
Nidec	JP	JPY	5,845	61,678,445	0.07
Kosaido	JP	JPY	22,301	13,660,964	0.02
				20,428,076,116	22.81
정보 기술					
Justsystems	JP	JPY	508,796	3,485,531,627	3.89
Keyence	JP	JPY	69,872	3,318,094,300	3.70
Murata Manufacturing	JP	JPY	446,029	3,283,781,553	3.67
Z Holdings	JP	JPY	4,302,648	3,139,450,943	3.51
Renesas Electronics	JP	JPY	2,587,236	2,235,794,153	2.50
Sansan	JP	JPY	291,897	2,024,136,989	2.26
TDK	JP	JPY	160,606	1,975,479,820	2.21
SCREEN Holdings	JP	JPY	294,415	1,686,895,936	1.88
Shimadzu	JP	JPY	561,762	1,679,763,959	1.88
Rohm	JP	JPY	184,796	1,486,238,653	1.66
giftee	JP	JPY	445,579	1,262,769,384	1.41
Kamakura Shinsho	JP	JPY	1,059,138	1,096,255,403	1.22
Hennge KK	JP	JPY	138,485	1,050,926,262	1.17
Eizo	JP	JPY	263,750	1,041,926,456	1.16
Fujitsu	JP	JPY	71,041	870,519,253	0.97
Obic	JP	JPY	44,153	819,070,842	0.91
Information Services International-Dentsu	JP	JPY	112,946	742,645,955	0.83
Optex Group	JP	JPY	429,482	669,137,174	0.75
Taiyo Yuden	JP	JPY	143,700	555,911,307	0.62
Shinko Electric Industries	JP	JPY	297,113	542,276,515	0.61
Digital Garage	JP	JPY	140,733	523,641,993	0.58
NET One Systems	JP	JPY	154,401	483,148,622	0.54
Chatwork	JP	JPY	218,068	454,000,541	0.51
m-up Holdings	JP	JPY	176,883	449,863,108	0.50
Horiba	JP	JPY	85,339	438,869,553	0.49
Freee KK	JP	JPY	50,178	412,056,395	0.46
Dip	JP	JPY	192,260	386,421,261	0.43
Bengo4.com	JP	JPY	13,669	189,706,952	0.21
Japan Material	JP	JPY	125,266	169,336,623	0.19
Tokyo Electron	JP	JPY	3,417	96,062,520	0.11
SHIFT	JP	JPY	2,968	39,466,619	0.04
				36,609,180,671	40.88
소비재					
Shimano	JP	JPY	156,380	3,739,638,994	4.18
Yamaha	JP	JPY	460,057	2,280,313,785	2.55
Koito Manufacturing	JP	JPY	361,319	1,822,495,410	2.03
Ryohin Keikaku	JP	JPY	671,831	1,474,797,372	1.65
Nojima	JP	JPY	427,594	1,255,939,540	1.40
Pan Pacific International Holdings	JP	JPY	460,866	1,024,848,576	1.14
Oriental Land	JP	JPY	41,635	609,738,790	0.68
Seria	JP	JPY	140,373	566,406,904	0.63
Round One	JP	JPY	504,030	413,905,641	0.46
KIYO Learning	JP	JPY	34,801	403,367,744	0.45
Central Automotive Products	JP	JPY	191,990	391,343,910	0.44
Demae-Can	JP	JPY	114,744	355,811,677	0.40
Rinnai	JP	JPY	28,866	297,815,418	0.33
Koshidaka Holdings	JP	JPY	662,748	259,260,193	0.29
Mercari	JP	JPY	32,643	143,774,589	0.16
Piolax	JP	JPY	59,800	91,733,381	0.10
Tokyo Radiator Manufacturing	JP	JPY	93,702	48,512,779	0.05
Twenty-four seven	JP	JPY	40,197	35,559,354	0.04
				15,215,264,057	16.99
소비재					
Kotobuki Spirits	JP	JPY	363,477	1,763,063,487	1.97
Shiseido	JP	JPY	89,655	580,838,056	0.65
Shinnihonseiyaku	JP	JPY	129,492	341,126,313	0.38
Sagami Rubber Industries	JP	JPY	41,186	48,684,012	0.05
				2,733,711,868	3.05
건강					
Olympus	JP	JPY	1,379,542	2,761,780,893	3.08
Eisai	JP	JPY	252,060	2,050,266,340	2.29
Medical Data Vision	JP	JPY	421,569	1,037,209,871	1.16
Hoya	JP	JPY	32,193	380,147,955	0.42
Nippon Shinyaku	JP	JPY	39,477	295,083,927	0.33
JMDC	JP	JPY	41,905	230,427,360	0.26
Eiken Chemical	JP	JPY	61,059	122,225,819	0.14
				6,877,142,165	7.68
금융					
Aruhi	JP	JPY	701,236	1,316,326,107	1.47
ORIX	JP	JPY	709,869	868,659,342	0.97
Minkabu The Infonoid	JP	JPY	207,098	522,862,760	0.58
				2,707,848,209	3.02
부동산					
Open House	JP	JPY	208,536	743,225,173	0.83
Relo Group	JP	JPY	114,115	286,507,177	0.32
Daibiru	JP	JPY	219,058	259,473,484	0.29
Heiwa Real Estate	JP	JPY	50,268	153,560,793	0.17
Cosmos Initia	JP	JPY	82,192	34,322,082	0.04
				1,477,088,709	1.65
커뮤니케이션 서비스					
Daiichikosho	JP	JPY	142,711	510,984,533	0.57
				510,984,533	0.57
증권 자격 취득 또는 기타 통제 된 시장 에서 죽음을 맞게					
산업재					
Hokkaido Chuo Bus	JP	JPY	2,428	8,601,384	0.01
				8,601,384	0.01
단주				(3)	(0.00)
총 투자 (비용 JPY 74,500,339,197)				89,313,105,454	99.72

	기본 노출 JPY	미실현 이익 / (손실) JPY	% 순자산
선물환 계약			
Y-ACC 주식 (EUR) (헤지)			
구입 JPY 판매 EUR 에 123.96960 18/11/2020	20,177,142	352,224	0.00
구입 JPY 판매 EUR 에 121.97901 18/11/2020	28,438,074	31,827	0.00
구입 EUR 판매 JPY 에 0.00804 18/11/2020	25,001,295	(498,739)	(0.00)
구입 EUR 판매 JPY 에 0.00800 18/11/2020	672,551,886	(16,855,687)	(0.02)
		(16,970,375)	(0.02)
기타 자산 및 부채		264,079,331	0.29
순자산		89,560,214,410	100.00

전체 주식 목록은 6페이지에 나와 있습니다.
별첨 재무제표에 대한 주석은 본 재무제표의 중요한 일부입니다. 투자종목 명세서 및 지역별 배분의 순자산 비율은 반올림되었습니다.

Japan Aggressive Fund [8] - 계속

현재 투자종목 명세서서 2020년 10월 31일

지역별 배분

국가	국가 코드	% 순자산
일본	JP	99.72
현금 및 기타 순자산		0.27

현재 투자종목 명세서서 2020년 10월 31일

공인된 주식 또는 공식 증권거래소에서 거래됨

	국가 코드	CCY	주식 또는 명목	시장 가격 JPY	% 순자산
소재					
Shin-Etsu Chemical	JP	JPY	68,625	958,784,210	2.86
NOF	JP	JPY	222,360	874,265,571	2.60
Kansai Paint	JP	JPY	234,072	631,529,514	1.88
Fujimi	JP	JPY	68,799	256,281,007	0.76
Sumitomo Bakelite	JP	JPY	67,671	200,307,561	0.60
				2,921,167,863	8.70
산업재					
Miura	JP	JPY	262,008	1,290,965,695	3.85
ITOCHU	JP	JPY	442,725	1,112,349,476	3.31
Daikin Industries	JP	JPY	52,575	1,029,034,722	3.07
SMC	JP	JPY	18,132	1,008,722,419	3.01
MISUMI Group	JP	JPY	276,584	859,321,025	2.56
Nidec	JP	JPY	71,575	755,267,989	2.25
Recruit Holdings	JP	JPY	189,479	754,833,598	2.25
Makita	JP	JPY	160,242	740,904,142	2.21
Secom	JP	JPY	49,625	438,577,072	1.31
Hazama Ando	JP	JPY	461,378	299,938,498	0.89
Hitachi Transport System	JP	JPY	60,036	199,134,014	0.59
Sohgo Security Services	JP	JPY	32,968	160,725,010	0.48
Yamazen	JP	JPY	123,630	126,769,976	0.38
Sumitomo Densetsu	JP	JPY	49,365	122,987,014	0.37
Prestige International	JP	JPY	131,264	116,850,216	0.35
Sankyu	JP	JPY	28,804	107,939,789	0.32
TechnoPro Holdings	JP	JPY	15,703	102,216,736	0.30
Raito Kogyo	JP	JPY	58,128	86,226,488	0.26
Raiznext	JP	JPY	57,173	69,299,567	0.21
Trancom	JP	JPY	8,502	63,926,856	0.19
Daiho	JP	JPY	17,612	59,213,197	0.18
Sekisui Jushi	JP	JPY	27,936	59,011,094	0.18
Abist	JP	JPY	21,776	58,085,638	0.17
Aeon Delight	JP	JPY	19,607	54,021,580	0.16
Sanwa Holdings	JP	JPY	44,333	52,916,883	0.16
				9,729,238,694	28.99
정보 기술					
Keyence	JP	JPY	36,178	1,718,030,344	5.12
Tokyo Electron	JP	JPY	36,612	1,029,223,987	3.07
Obic	JP	JPY	51,100	947,943,248	2.82
Z Holdings	JP	JPY	1,134,271	827,626,787	2.47
Nomura Research Institute	JP	JPY	249,081	769,673,939	2.29
Murata Manufacturing	JP	JPY	104,543	769,673,792	2.29
Disco	JP	JPY	26,461	747,334,774	2.23
Shimadzu	JP	JPY	212,036	634,023,016	1.89
Azbil	JP	JPY	148,269	629,642,410	1.88
Otsuka	JP	JPY	126,493	609,046,999	1.81
Yokogawa Electric	JP	JPY	313,022	480,997,775	1.43
Elecom	JP	JPY	70,447	369,156,970	1.10
Argo Graphics	JP	JPY	90,835	292,738,049	0.87
Rohm	JP	JPY	30,018	241,423,695	0.72
TDK	JP	JPY	19,260	236,903,342	0.71
Ai Holdings	JP	JPY	94,739	174,167,235	0.52
Infocom	JP	JPY	35,310	133,978,765	0.40
Hamamatsu Photonics KK	JP	JPY	23,251	122,450,498	0.36
Digital Garage	JP	JPY	27,329	101,685,200	0.30
Tokyo Seimitsu	JP	JPY	27,329	96,459,689	0.29
Comture	JP	JPY	35,224	93,928,598	0.28
Iriso Electronics	JP	JPY	15,616	62,182,210	0.19
				11,088,291,322	33.04
소비재					
Fast Retailing	JP	JPY	13,361	975,478,232	2.91
Koito Manufacturing	JP	JPY	134,301	677,414,575	2.02
Nifco	JP	JPY	188,611	590,347,022	1.76
Ryohin Keikaku	JP	JPY	222,620	488,694,375	1.46
Shimano	JP	JPY	14,922	356,849,928	1.06
Seria	JP	JPY	86,150	347,617,758	1.04
Yamaha	JP	JPY	39,128	193,940,133	0.58
Central Automotive Products	JP	JPY	40,516	82,585,661	0.25
Denso	JP	JPY	15,009	73,123,281	0.22
ABC-Mart	JP	JPY	10,498	55,794,964	0.17
Square Enix Holdings	JP	JPY	2,169	13,216,798	0.04
				3,855,062,727	11.49
소비재					
Kao	JP	JPY	80,338	598,510,720	1.78
Tsuruha Holdings	JP	JPY	19,000	278,494,063	0.83
Sakata Seed	JP	JPY	27,502	101,549,920	0.30
				978,554,703	2.92
건강					
Santen Pharmaceutical	JP	JPY	387,287	721,878,747	2.15
As One	JP	JPY	32,187	486,629,743	1.45
Nippon Shinyaku	JP	JPY	44,941	335,921,549	1.00
Olympus	JP	JPY	157,031	314,370,073	0.94
Otsuka Holdings	JP	JPY	57,260	221,852,886	0.66
Eisai	JP	JPY	22,470	182,773,832	0.54
Nihon Kohden	JP	JPY	45,982	150,498,246	0.45
Eiken Chemical	JP	JPY	60,123	120,352,048	0.36
				2,534,277,124	7.55
금융					
Tokio Marine Holdings	JP	JPY	274,935	1,285,245,560	3.83
ORIX	JP	JPY	213,684	261,483,238	0.78
				1,546,728,798	4.61
부동산					
Relo Group	JP	JPY	201,104	504,910,479	1.50
Open House	JP	JPY	47,023	167,589,197	0.50
				672,499,676	2.00
커뮤니케이션 서비스					
Nippon Telegraph & Telephone	JP	JPY	21,516	47,447,476	0.14
				47,447,476	0.14
단주				1	0.00
총 투자 (비용 JPY 27,539,651,232)				33,373,268,384	99.44

	기본 노출 JPY	미실현 이익 / (손실) JPY	% 순자산
선물환 계약			
A-ACC 주식 (USD) (헤지)			
구입 USD 판매 JPY 에 0.00945 18/11/2020	3,395,575,305	(41,845,912)	(0.12)
		(41,845,912)	(0.12)
기타 자산 및 부채		230,082,220	0.69
순자산		33,561,504,692	100.00

지역별 배분

국가	국가 코드	% 순자산
일본	JP	99.44
현금 및 기타 순자산		0.57

전체 주식 목록은 6페이지에 나와 있습니다.
별첨 재무제표에 대한 주석은 본 재무제표의 중요한 일부입니다. 투자종목 명세서 및 지역별 배분의 순자산 비율은 반올림되었습니다.

Japan Smaller Companies Fund [8]

현재 투자종목 명세서서 2020년 10월 31일

	국가 코드	CCY	주식 또는 명목	시장 가격 JPY	% 순자산
공인된 주식 또는 공식 증권거래소에서 거래됨					
소재					
Kansai Paint	JP	JPY	34,500	93,080,615	1.17
Sumitomo Metal Mining	JP	JPY	22,049	71,628,005	0.90
Sumitomo Bakelite	JP	JPY	18,723	55,420,429	0.70
Air Water	JP	JPY	36,591	54,705,798	0.69
Shin-Etsu Chemical	JP	JPY	3,231	45,146,514	0.57
Fuso Chemical	JP	JPY	10,930	39,065,860	0.49
Fujimi	JP	JPY	7,128	26,552,500	0.34
Daiken	JP	JPY	8,364	16,382,765	0.21
NOF	JP	JPY	2,281	8,968,234	0.11
Osaka Organic Chemical Industry	JP	JPY	2,661	7,335,891	0.09
				418,286,611	5.28
산업재					
MISUMI Group	JP	JPY	141,420	439,380,695	5.55
Daifuku	JP	JPY	29,843	321,902,981	4.06
Makita	JP	JPY	67,574	312,439,290	3.94
Nidec	JP	JPY	21,764	229,659,030	2.90
Daikin Industries	JP	JPY	10,835	212,062,156	2.68
THK	JP	JPY	44,099	122,253,542	1.54
UT Group	JP	JPY	34,880	113,784,383	1.44
SHO-BOND Holdings	JP	JPY	22,525	113,715,223	1.44
CKD	JP	JPY	47,995	83,524,544	1.05
Hitachi Construction Machinery	JP	JPY	32,124	82,831,149	1.05
Penta-Ocean Construction	JP	JPY	111,958	74,290,138	0.94
Trusco Nakayama	JP	JPY	25,566	68,982,292	0.87
Raito Kogyo	JP	JPY	44,954	66,684,969	0.84
Hitachi Transport System	JP	JPY	16,727	55,482,106	0.70
COMSYS Holdings	JP	JPY	20,054	53,311,878	0.67
Kito	JP	JPY	35,640	45,962,515	0.58
Takuma	JP	JPY	27,467	44,003,269	0.56
Harmonic Drive Systems	JP	JPY	6,083	42,139,694	0.53
TOKAI Holdings	JP	JPY	36,496	37,830,570	0.48
Yaskawa Electric	JP	JPY	9,124	37,090,705	0.47
Fuji Electric	JP	JPY	11,405	36,164,403	0.46
Nomura	JP	JPY	28,322	19,147,361	0.24
Ushio	JP	JPY	15,587	18,218,110	0.23
SMC	JP	JPY	95	5,287,207	0.07
Nitta	JP	JPY	1,045	2,306,088	0.03
				2,638,454,298	33.31
정보 기술					
Azbil	JP	JPY	72,231	306,737,178	3.87
Shimadzu	JP	JPY	86,677	259,178,861	3.27
Disco	JP	JPY	6,843	193,263,020	2.44
Hamamatsu Photonics KK	JP	JPY	36,210	190,700,421	2.41
TDK	JP	JPY	14,446	177,689,888	2.24
Murata Manufacturing	JP	JPY	18,628	137,143,946	1.73
Iriso Electronics	JP	JPY	30,888	122,992,301	1.55
Rohm	JP	JPY	13,496	108,540,809	1.37
Yokogawa Electric	JP	JPY	65,863	101,207,032	1.28
Taiyo Yuden	JP	JPY	19,959	77,210,437	0.97
Renesas Electronics	JP	JPY	88,958	76,874,215	0.97
Z Holdings	JP	JPY	97,322	71,011,213	0.90
NEC	JP	JPY	11,595	61,111,949	0.77
Tokyo Electron	JP	JPY	1,901	53,435,313	0.67
Digital Garage	JP	JPY	14,256	53,044,379	0.67
SCREEN Holdings	JP	JPY	9,029	51,732,231	0.65
Amano	JP	JPY	17,202	42,333,480	0.53
Obic	JP	JPY	2,281	42,313,524	0.53
Mimasu Semiconductor Industry	JP	JPY	15,587	38,339,706	0.48
Horiba	JP	JPY	5,322	27,370,658	0.35
NEC Networks & System Integration	JP	JPY	14,636	26,570,230	0.34
Nippon Ceramic	JP	JPY	8,934	22,705,676	0.29
Nomura Research Institute	JP	JPY	7,128	22,026,006	0.28
Alps Electric	JP	JPY	10,074	15,189,500	0.19
Siix	JP	JPY	8,364	10,364,439	0.13
Otsuka	JP	JPY	1,806	8,694,564	0.11
Itochu Techno-Solutions	JP	JPY	1,996	7,094,579	0.09
Fujitsu	JP	JPY	570	6,987,640	0.09
NET One Systems	JP	JPY	1,521	4,758,372	0.06
				2,316,621,567	29.24
소비재					
Shimano	JP	JPY	9,979	238,642,275	3.01
Stanley Electric	JP	JPY	65,008	193,625,076	2.44
Pan Pacific International Holdings	JP	JPY	85,156	189,365,922	2.39
Fast Retailing	JP	JPY	2,471	180,414,369	2.28
Toyo Tire & Rubber	JP	JPY	76,698	119,031,614	1.50
Nifco	JP	JPY	28,607	89,539,621	1.13
Koito Manufacturing	JP	JPY	12,260	61,840,673	0.78
Kohnan Shoji	JP	JPY	8,649	30,919,629	0.39
Ichikoh Industries	JP	JPY	64,438	29,394,620	0.37
Fujibo Holdings	JP	JPY	7,128	25,920,293	0.33
ASKUL	JP	JPY	6,368	25,570,276	0.32
Fujitsu General	JP	JPY	3,231	9,378,769	0.12
Rakuten	JP	JPY	6,938	7,069,053	0.09
Yamaha	JP	JPY	1,426	7,066,157	0.09
Hikari Tsushin	JP	JPY	285	6,996,440	0.09
Oriental Land	JP	JPY	380	5,567,380	0.07
				1,220,342,167	15.40
소비재					
Welcia Holdings	JP	JPY	25,091	102,960,277	1.30
Sakata Seed	JP	JPY	10,835	40,006,089	0.51
Shiseido	JP	JPY	1,236	8,004,445	0.10
				150,970,811	1.91
건강					
Olympus	JP	JPY	111,863	223,944,292	2.83
Santen Pharmaceutical	JP	JPY	116,710	217,540,114	2.75
Nippon Shinyaku	JP	JPY	25,471	190,389,860	2.40
Hoya	JP	JPY	11,120	131,305,669	1.66
Eisai	JP	JPY	10,740	87,356,175	1.10
Eiken Chemical	JP	JPY	4,277	8,561,181	0.11
				859,097,291	10.84
금융					
Zenkoku Hosho	JP	JPY	23,285	96,108,909	1.21
SBI Holdings	JP	JPY	34,690	83,636,490	1.06
ORIX	JP	JPY	23,095	28,260,942	0.36
				208,006,341	2.63
부동산					
Open House	JP	JPY	12,640	45,050,466	0.57
Daibiru	JP	JPY	15,682	18,574,949	0.23
Relo Group	JP	JPY	4,657	11,692,246	0.15
				75,317,661	0.95
커뮤니케이션 서비스					
Internet Initiative Japan	JP	JPY	1,901	8,909,453	0.11
ARTERIA Networks	JP	JPY	3,802	6,260,580	0.08
				15,170,033	0.19
총 투자 (비용 JPY 6,311,154,554)				7,902,266,780	99.75

	기본 노출 JPY	미실현 이익 / (손실) JPY	% 순자산
선물환 계약			
A-ACC 주식 (USD) (헤지)			
구입 JPY 판매 USD 에 104.61880 18/11/2020	25,864,909	17,782	0.00
구입 JPY 판매 USD 에 104.39021 18/11/2020	25,289,901	(37,909)	(0.00)
구입 USD 판매 JPY 에 0.00945 18/11/2020	672,992,616	(8,293,732)	(0.10)
		(8,313,859)	(0.10)
기타 자산 및 부채		28,038,538	0.35
순자산		7,921,991,459	100.00

지역별 배분

국가	국가 코드	% 순자산
일본	JP	99.75
현금 및 기타 순자산		0.25

전체 주식 목록은 6페이지에 나와 있습니다.
별첨 재무제표에 대한 주석은 본 재무제표의 중요한 일부입니다. 투자종목 명세서 및 지역별 배분의 순자산 비율은 반올림되었습니다.

Fidelity Funds

Latin America Fund

현재 투자종목 명세서서 2020년 10월 31일

	국가 코드	CCY	주식 또는 명목	시가(USD)	% 순자산
공인된 주식 또는 공식 증권거래소에서 거래됨					
소재					
Vale ADR	BR	USD	4,563,513	48,601,412	9.38
Lundin Gold	CA	CAD	1,558,742	12,876,364	2.49
				61,477,776	11.87
산업재					
Controladora Vuela Cia de Aviacion ADR	MX	USD	1,215,874	9,568,929	1.85
Grupo Aeroportuario del Sureste ADR (B)	MX	USD	35,267	4,012,003	0.77
				13,580,932	2.62
정보 기술					
Pagseguro Digital	BR	USD	407,237	14,953,747	2.89
Globant	AR	USD	57,392	10,375,941	2.00
				25,329,688	4.89
소비재					
Laureate Education	US	USD	1,397,154	17,967,394	3.47
MercadoLibre	AR	USD	11,825	14,361,991	2.77
Afya	BR	USD	410,905	9,680,912	1.87
				42,010,297	8.11
금융					
Intercorp Financial Services	PE	USD	246,139	5,134,468	0.99
Intercorp Financial Services (PE)	PE	USD	56,196	1,166,065	0.23
				6,300,533	1.22
개방형 펀드					
Fidelity ILF - The US Dollar Fund - A-ACC-USD	IE	USD	446	8,095,284	1.56
				8,095,284	1.56
증권 자격 취득 또는 기타 통제 된 시장 에서 죽음을 맞게					
에너지					
Petroleo Brasileiro	BR	BRL	7,677,677	25,461,957	4.92
Petroleo Brasileiro (Pref'd)	BR	BRL	3,726,082	12,350,542	2.38
				37,812,499	7.30
소재					
Grupo Mexico	MX	MXN	10,844,274	30,785,390	5.94
Bradespar (Pref'd)	BR	BRL	1,058,298	8,632,167	1.67
				39,417,557	7.61
산업재					
Cia de Locacao das Americas	BR	BRL	4,998,186	22,223,070	4.29
Rumo	BR	BRL	4,536,192	14,347,628	2.77
Grupo Aeroportuario del Pacifico	MX	MXN	1,361,984	11,213,061	2.16
Alfa	MX	MXN	9,111,441	6,014,280	1.16
Tegma Gestao Logistica	BR	BRL	1,142,459	4,203,145	0.81
Promotora y Operadora de Infraestructura	MX	MXN	477,871	3,150,961	0.61
Grupo Aeroportuario del Sureste (B)	MX	MXN	250,994	2,867,620	0.55
Aleatica	MX	MXN	2,452,470	2,409,202	0.47
				66,428,967	12.82
소비재					
Lojas Americanas (Pref'd)	BR	BRL	3,622,744	14,837,889	2.86
Petrobras Distribuidora	BR	BRL	3,792,054	12,694,840	2.45
B2W Companhia Global	BR	BRL	742,310	9,916,973	1.91
Grupo SBF	BR	BRL	2,205,238	8,939,843	1.73
Pet Center Comercio e Participacoes	BR	BRL	1,994,146	6,223,884	1.20
Lojas Renner	BR	BRL	881,274	5,817,591	1.12
Vivara Participacoes	BR	BRL	1,312,694	5,053,753	0.98
				63,484,773	12.25
소비재					
JBS	BR	BRL	4,650,555	15,706,732	3.03
Cia Brasileira de Distribuicao	BR	BRL	793,518	8,597,639	1.66
				24,304,371	4.69
건강					
Notre Dame Intermedica Participacoes	BR	BRL	1,680,875	19,454,685	3.76
Hapvida Participacoes e Investimentos	BR	BRL	1,550,880	17,647,230	3.41
				37,101,915	7.16
금융					
Grupo Financiero Banorte	MX	MXN	9,840,123	43,258,579	8.35
B3 SA - Brasil Bolsa Balcao	BR	BRL	3,230,136	28,909,696	5.58
Bolsa Mexicana de Valores	MX	MXN	6,433,875	12,873,805	2.49
				85,042,080	16.42
부동산					
Fibra Uno Administracion REIT	MX	MXN	17,006,493	12,849,884	2.48
				12,849,884	2.48
단주				(2)	(0.00)
총 투자 (비용 USD 562,066,696)				523,236,554	101.00
기타 자산 및 부채				(5,198,755)	(1.00)
순자산				518,037,799	100.00

지역별 배분

국가	국가 코드	% 순자산
브라질	BR	60.66
멕시코	MX	26.83
아르헨티나	AR	4.78
미국	US	3.47
캐나다	CA	2.49
아일랜드	IE	1.56
페루	PE	1.22
현금 및 기타 순 부채		(1.00)

별첨 재무제표에 대한 주석은 본 재무제표의 중요한 일부입니다. 투자종목 명세서 및 지역별 배분의 순자산 비율은 반올림되었습니다.

Fidelity Funds

Malaysia Fund

현재 투자종목 명세서서 2020년 10월 31일

	국가 코드	CCY	주식 또는 명목	시가(USD)	% 순자산
공인된 주식 또는 공식 증권거래소에서 거래됨					
에너지					
Dialog Group	MY	MYR	1,955,160	1,739,890	3.08
Petronas Dagangan	MY	MYR	192,500	798,145	1.41
				2,538,035	4.49
유틸리티					
Tenaga Nasional	MY	MYR	1,358,693	3,118,565	5.52
Petronas Gas	MY	MYR	387,800	1,470,329	2.60
Mega First	MY	MYR	604,800	1,012,905	1.79
				5,601,799	9.91
소재					
Scientex	MY	MYR	532,000	1,522,046	2.69
ATA IMS	MY	MYR	2,285,600	1,148,979	2.03
Petronas Chemicals Group	MY	MYR	526,900	742,315	1.31
Lotte Chemical Titan Holding	MY	MYR	476,500	238,653	0.42
				3,651,993	6.46
산업재					
Westports Holdings	MY	MYR	1,130,000	1,060,215	1.88
Gamuda	MY	MYR	1,047,976	839,965	1.49
IJM	MY	MYR	1,828,840	589,796	1.04
Malaysia Airports Holdings	MY	MYR	438,200	441,196	0.78
Hong Leong Industries	MY	MYR	234,100	420,283	0.74
Sime Darby	MY	MYR	599,380	347,601	0.61
Muhibbah Engineering	MY	MYR	1,893,300	332,616	0.59
MISC (L)	MY	MYR	190,500	302,162	0.53
Kimlun	MY	MYR	1,083,627	186,506	0.33
				4,520,340	8.00
정보 기술					
My EG Services	MY	MYR	2,293,500	758,140	1.34
Inari Amertron	MY	MYR	841,450	514,991	0.91
VS Industry	MY	MYR	876,200	493,864	0.87
Uchi Technologies	MY	MYR	399,200	250,778	0.44
				2,017,773	3.57
소비재					
Genting Malaysia	MY	MYR	1,307,500	629,276	1.11
Genting (A)	MY	MYR	772,500	550,608	0.97
Padini Holdings	MY	MYR	863,100	432,300	0.76
MR DIY Group (M)	MY	MYR	921,600	386,686	0.68
Magnum	MY	MYR	668,620	321,826	0.57
Mynews Holdings	MY	MYR	1,154,600	154,056	0.27
				2,474,752	4.38
소비재					
Kuala Lumpur Kepong	MY	MYR	414,600	2,113,179	3.74
Sime Darby Plantation	MY	MYR	1,144,900	1,333,111	2.36
Carlsberg Brewery (Malaysia)	MY	MYR	227,200	1,010,354	1.79
Heineken (Malaysia)	MY	MYR	213,000	922,672	1.63
PPB Group	MY	MYR	202,460	916,039	1.62
QL Resources	MY	MYR	483,615	732,760	1.30
				7,028,115	12.43
건강					
Top Glove	MY	MYR	2,399,600	4,948,589	8.75
Hartalega Holdings	MY	MYR	742,000	3,218,284	5.69
IHH Healthcare	MY	MYR	618,000	739,620	1.31
				8,906,493	15.75
금융					
Public Bank	MY	MYR	1,438,590	5,220,764	9.23
Malayan Banking	MY	MYR	1,642,985	2,767,293	4.89
Hong Leong Bank	MY	MYR	407,284	1,451,774	2.57
CIMB Group Holdings	MY	MYR	1,892,793	1,343,720	2.38
RHB Bank	MY	MYR	863,100	878,367	1.55
LPI Capital	MY	MYR	203,700	626,227	1.11
Bursa Malaysia	MY	MYR	182,250	352,999	0.62
				12,641,144	22.36
부동산					
Capitaland Malaysia Mall Trust REIT	MY	MYR	2,243,500	330,810	0.59
Mah Sing Group	MY	MYR	1,386,500	304,034	0.54
UOA Development	MY	MYR	803,500	288,081	0.51
SP Setia Bhd Group	MY	MYR	1,432,065	238,059	0.42
Sime Darby Property	MY	MYR	1,042,300	135,398	0.24
				1,296,382	2.29

	국가 코드	CCY	주식 또는 명목	시가(USD)	% 순자산
개방형 펀드					
Fidelity ILF - The US Dollar Fund - A-ACC-USD	IE	USD	47	853,057	1.51
				853,057	1.51
커뮤니케이션 서비스					
TIME dotCom	MY	MYR	496,540	1,538,629	2.72
Axiata Group	MY	MYR	1,682,553	1,186,565	2.10
Maxis	MY	MYR	1,006,700	1,162,792	2.06
Sea ADR	SG	USD	2,778	438,896	0.78
DiGi.Com	MY	MYR	480,600	436,059	0.77
				4,762,941	8.42
단주				1	0.00
총 투자 (비용 USD 59,305,531)				56,292,825	99.57
기타 자산 및 부채				243,065	0.43
순자산				56,535,890	100.00

지역별 배분

국가	국가 코드	% 순자산
말레이시아	MY	97.28
아일랜드	IE	1.51
싱가포르	SG	0.78
현금 및 기타 순자산		0.43

별첨 재무제표에 대한 주석은 본 재무제표의 중요한 일부입니다. 투자종목 명세서 및 지역별 배분의 순자산 비율은 반올림되었습니다.

현재 투자종목 명세서서 2020년 10월 31일

	국가 코드	CCY	주식 또는 명목	시장 가격 SEK	% 순자산
공인된 주식 또는 공식 증권거래소에서 거래됨					
에너지					
Equinor	NO	NOK	1,064,296	120,293,661	4.06
TORM	GB	DKK	1,539,175	87,370,104	2.95
Subsea 7	GB	NOK	1,413,700	82,864,411	2.80
BW Energy	SG	NOK	4,081,110	56,303,887	1.90
BW Offshore	NO	NOK	2,181,556	46,365,999	1.57
Okeanis Eco Tankers	GR	NOK	486,663	24,225,255	0.82
Hoegh LNG Holdings	NO	NOK	2,126,060	22,276,149	0.75
				439,699,466	14.84
소재					
Yara International	NO	NOK	319,519	99,034,619	3.34
Norsk Hydro	NO	NOK	3,857,930	96,128,387	3.24
				195,163,006	6.59
산업재					
Volvo	SE	SEK	1,164,399	201,615,764	6.81
Inwido	SE	SEK	1,762,309	166,273,881	5.61
A.P. Moller-Maersk	DK	DKK	11,039	156,810,642	5.29
Eltel	SE	SEK	7,006,894	145,042,705	4.90
SKF	SE	SEK	618,260	112,646,997	3.80
NKT Holding	DK	DKK	392,991	94,972,256	3.21
Solar	DK	DKK	161,850	68,229,188	2.30
Stolt-Nielsen	GB	NOK	806,626	66,168,767	2.23
FLSmidth	DK	DKK	243,014	55,127,294	1.86
Konecranes	FI	EUR	176,950	49,478,497	1.67
Beijer Alma	SE	SEK	405,567	47,045,783	1.59
				1,163,411,774	39.27
정보 기술					
Telefonaktiebolaget LM Ericsson	SE	SEK	2,341,250	232,439,319	7.85
				232,439,319	7.85
소비재					
Byggmax Group	SE	SEK	3,207,604	141,327,028	4.77
Autoliv SDR	SE	SEK	140,368	94,692,009	3.20
Academedia	SE	SEK	948,257	67,895,231	2.29
Stockmann	FI	EUR	3,353,115	28,752,864	0.97
				332,667,132	11.23
소비재					
Altia	FI	EUR	536,671	51,466,147	1.74
Scandi Standard	SE	SEK	822,314	49,585,555	1.67
				101,051,702	3.41
금융					
Swedbank	SE	SEK	961,772	134,167,237	4.53
				134,167,237	4.53
커뮤니케이션 서비스					
Telenor	NO	NOK	1,096,794	150,498,207	5.08
Millicom International Cellular SDR	LU	SEK	297,240	78,174,214	2.64
				228,672,421	7.72
증권 자격 취득 또는 기타 통제 된 시장 에서 죽음을 맞게					
금융					
Vostok Emerging Finance SDR	SE	SEK	23,724,241	64,292,694	2.17
				64,292,694	2.17
목록에 없음					
에너지					
OW Bunker*	DK	DKK	458,582	6	0.00
				6	0.00
단주				(2)	(0.00)
총 투자 (비용 SEK 3,562,093,970)				2,891,564,755	97.61

	기본 노출 SEK	미실현 이익 / (손실) SEK	% 순자산
선물환 계약			
A-ACC 주식 (USD) (헤지)			
구입 SEK 판매 NOK 에 0.95747 18/11/2020	16,436,446	449,981	0.02
구입 USD 판매 SEK 에 0.11300 18/11/2020	65,117,689	277,971	0.01
구입 SEK 판매 DKK 에 1.40397 18/11/2020	11,935,395	106,720	0.00
구입 SEK 판매 USD 에 8.92590 18/11/2020	15,446,814	66,402	0.00
구입 SEK 판매 EUR 에 10.44739 18/11/2020	2,733,484	23,583	0.00
구입 USD 판매 SEK 에 0.11355 18/11/2020	1,191,545	10,961	0.00
구입 SEK 판매 NOK 에 0.96183 18/11/2020	238,673	7,651	0.00
구입 SEK 판매 NOK 에 0.94405 18/11/2020	277,255	3,599	0.00
구입 DKK 판매 SEK 에 0.72177 18/11/2020	316,028	1,379	0.00
구입 EUR 판매 SEK 에 0.09701 18/11/2020	99,992	481	0.00
구입 DKK 판매 SEK 에 0.71850 18/11/2020	213,638	(39)	(0.00)
구입 DKK 판매 SEK 에 0.71759 18/11/2020	67,030	(98)	(0.00)
구입 EUR 판매 SEK 에 0.09614 18/11/2020	121,694	(505)	(0.00)
구입 DKK 판매 SEK 에 0.71588 18/11/2020	142,481	(546)	(0.00)
구입 DKK 판매 SEK 에 0.71678 18/11/2020	288,932	(747)	(0.00)
구입 NOK 판매 SEK 에 1.06497 18/11/2020	218,128	(1,635)	(0.00)
구입 SEK 판매 USD 에 8.87758 18/11/2020	2,537,437	(2,888)	(0.00)
구입 EUR 판매 SEK 에 0.09608 18/11/2020	651,552	(3,139)	(0.00)
구입 NOK 판매 SEK 에 1.05830 18/11/2020	307,757	(4,220)	(0.00)
구입 NOK 판매 SEK 에 1.05764 18/11/2020	321,753	(4,610)	(0.00)
구입 NOK 판매 SEK 에 1.07113 18/11/2020	3,926,412	(6,906)	(0.00)
구입 NOK 판매 SEK 에 1.05181 18/11/2020	418,328	(8,270)	(0.00)
구입 NOK 판매 SEK 에 1.05305 18/11/2020	522,101	(9,714)	(0.00)
구입 DKK 판매 SEK 에 0.71530 18/11/2020	2,827,078	(13,135)	(0.00)
구입 SEK 판매 USD 에 8.82929 18/11/2020	2,521,439	(16,568)	(0.00)
구입 SEK 판매 USD 에 8.70868 18/11/2020	1,669,109	(33,618)	(0.00)
		842,090	0.03
Y-ACC 주식 (EUR) (헤지)			
구입 SEK 판매 NOK 에 0.95747 18/11/2020	1,836,596	50,281	0.00
구입 SEK 판매 DKK 에 1.40397 18/11/2020	1,333,638	11,925	0.00
구입 SEK 판매 EUR 에 10.38469 18/11/2020	1,465,661	3,772	0.00
구입 SEK 판매 NOK 에 0.96183 18/11/2020	36,253	1,162	0.00
구입 SEK 판매 EUR 에 10.40117 18/11/2020	213,375	889	0.00
구입 SEK 판매 NOK 에 0.94405 18/11/2020	26,654	346	0.00
구입 DKK 판매 SEK 에 0.72177 18/11/2020	47,661	208	0.00
구입 DKK 판매 SEK 에 0.71850 18/11/2020	16,701	(3)	(0.00)
구입 DKK 판매 SEK 에 0.71588 18/11/2020	21,372	(82)	(0.00)
구입 NOK 판매 SEK 에 1.06497 18/11/2020	31,738	(238)	(0.00)
구입 NOK 판매 SEK 에 1.05830 18/11/2020	24,095	(330)	(0.00)
구입 EUR 판매 SEK 에 0.09614 18/11/2020	131,057	(546)	(0.00)
구입 NOK 판매 SEK 에 1.05305 18/11/2020	32,572	(606)	(0.00)
구입 DKK 판매 SEK 에 0.71639 18/11/2020	252,236	(787)	(0.00)
구입 SEK 판매 EUR 에 10.30841 18/11/2020	188,516	(903)	(0.00)
구입 NOK 판매 SEK 에 1.05181 18/11/2020	46,491	(919)	(0.00)
구입 NOK 판매 SEK 에 1.05637 18/11/2020	384,903	(5,971)	(0.00)
구입 EUR 판매 SEK 에 0.09572 18/11/2020	6,991,396	(59,802)	(0.00)
		(1,604)	(0.00)
기타 자산 및 부채		70,037,073	2.36
순자산		2,962,442,314	100.00

지역별 배분

국가	국가 코드	% 순자산
스웨덴	SE	49.18
노르웨이	NO	18.05
덴마크	DK	12.66
영국	GB	7.98
핀란드	FI	4.38
룩셈부르크	LU	2.64
싱가포르	SG	1.90
그리스	GR	0.82
현금 및 기타 순자산		2.39

* 이사회 결정으로 가격이 책정된 유가증권.
별첨 재무제표에 대한 주석은 본 재무제표의 중요한 일부입니다. 투자종목 명세서 및 지역별 배분의 순자산 비율은 반올림되었습니다.

현재 투자종목 명세서서 2020년 10월 31일

	국가 코드	CCY	주식 또는 명목	시가(USD)	% 순자산
공인된 주식 또는 공식 증권거래소에서 거래됨					
에너지					
Cooper Energy	AU	AUD	20,501,062	4,536,706	0.26
				4,536,706	**0.26**
유틸리티					
Power Grid Corporation of (India)	IN	INR	2,966,568	6,836,337	0.39
Amaysim Australia	AU	AUD	10,412,083	4,903,508	0.28
PTC India	IN	INR	6,864,512	4,346,071	0.25
				16,085,916	**0.92**
소재					
Piedmont Lithium	AU	AUD	70,172,574	15,758,651	0.91
Lynas	MY	AUD	7,601,439	15,122,987	0.87
Wonik Materials	KR	KRW	532,182	12,423,270	0.71
Hansol Chemical	KR	KRW	85,351	10,650,302	0.61
Salt Lake Potash	AU	AUD	23,439,483	8,481,133	0.49
NOF	JP	JPY	220,500	8,291,037	0.48
Zeon	JP	JPY	559,700	6,810,910	0.39
Toyo Gosei	JP	JPY	65,800	6,460,395	0.37
Red 5	AU	AUD	29,952,863	5,806,595	0.33
Sumitomo Bakelite	JP	JPY	200,400	5,672,910	0.33
Phillips Carbon Black	IN	INR	2,660,835	5,061,311	0.29
Fujimi	JP	JPY	123,700	4,406,750	0.25
China Silver Group	CN	HKD	42,500,000	4,024,191	0.23
W Scope	JP	JPY	573,300	3,643,038	0.21
Blackstone Minerals	AU	AUD	11,043,022	2,680,714	0.15
				115,294,194	**6.63**
산업재					
John Keells Holdings	LK	LKR	19,060,108	13,537,537	0.78
Dynasty Ceramic	TH	THB	146,235,200	10,789,732	0.62
Grace Technology	JP	JPY	142,400	7,770,989	0.45
Ushio	JP	JPY	691,700	7,731,821	0.44
UT Group	JP	JPY	244,700	7,634,052	0.44
BOC Aviation	SG	HKD	1,221,900	7,563,538	0.43
Renrui Human Resources Technology Holdings	CN	HKD	2,296,100	7,087,936	0.41
Sinotrans (H)	CN	HKD	21,261,000	6,295,767	0.36
KEC International	IN	INR	1,434,597	6,279,364	0.36
FBR	AU	AUD	170,654,572	5,998,508	0.34
Pacific Basin Shipping	HK	HKD	39,851,000	5,818,584	0.33
Cebu Air	PH	PHP	6,848,090	5,489,791	0.32
Auckland International Airport	NZ	NZD	1,165,500	5,402,559	0.31
Hyundai Mipo Dockyard	KR	KRW	181,509	4,514,883	0.26
TK Group Holdings	CN	HKD	12,504,000	3,713,353	0.21
Muhibbah Engineering	MY	MYR	19,333,000	3,396,437	0.20
EVA Precision Industrial Holdings	HK	HKD	54,296,000	3,367,686	0.19
Park24	JP	JPY	240,300	3,248,872	0.19
Rozetta	JP	JPY	152,000	2,905,784	0.17
Sinopec Engineering Group (H)	CN	HKD	6,572,500	2,554,289	0.15
				121,101,482	**6.96**
정보 기술					
FPT	VN	VND	14,574,606	32,377,535	1.86
Z Holdings	JP	JPY	2,942,200	20,530,698	1.18
Digital Garage	JP	JPY	571,300	20,329,041	1.17
21Vianet Group ADR	CN	USD	874,798	19,560,483	1.12
TDK	JP	JPY	164,700	19,373,910	1.11
Towa	JP	JPY	1,452,100	16,791,406	0.97
KoMiCo	KR	KRW	452,616	14,716,165	0.85
Zhejiang Dahua Technology (A)	CN	CNY	4,299,800	14,557,533	0.84
SK Hynix	KR	KRW	193,068	13,692,858	0.79
Samsung SDI	KR	KRW	34,427	13,557,575	0.78
VSTECS Holdings	HK	HKD	19,913,200	12,474,782	0.72
Gmo Hosting & Security	JP	JPY	117,500	12,417,139	0.71
Megaport	AU	AUD	1,213,914	11,499,386	0.66
Sansan	JP	JPY	160,700	10,657,119	0.61
Silergy	CN	TWD	171,000	10,552,812	0.61
Hennge KK	JP	JPY	136,400	9,899,162	0.57
Nippon Ceramic	JP	JPY	348,900	8,480,317	0.49
Global Unichip	TW	TWD	913,000	8,299,344	0.48
Spigen Korea	KR	KRW	150,298	8,284,454	0.48
Powertech Technology	TW	TWD	2,598,000	7,692,666	0.44
King Slide Works	TW	TWD	698,000	7,035,474	0.40
Huami ADR	CN	USD	604,975	6,957,213	0.40
RS Technologies	JP	JPY	205,000	6,915,523	0.40
GMO internet	JP	JPY	241,000	6,436,898	0.37
Sinosoft Technology Group	CN	HKD	39,913,800	5,971,171	0.34
FLEXium Interconnect	TW	TWD	1,451,000	5,923,822	0.34
Zuken	JP	JPY	226,200	5,733,951	0.33
m-up Holdings	JP	JPY	232,100	5,645,257	0.32
giftee	JP	JPY	187,100	5,070,919	0.29
ALBERT	JP	JPY	87,900	5,025,709	0.29
Iriso Electronics	JP	JPY	130,300	4,961,849	0.29
GetSwift	US	AUD	18,898,620	4,925,906	0.28
LiveHire	AU	AUD	23,679,078	4,843,631	0.28
Cyient	IN	INR	909,765	4,841,737	0.28
Wise Talent Information Technology (H)	CN	HKD	1,714,200	4,220,223	0.24
Oro	JP	JPY	133,800	4,122,321	0.24
Aurora Mobile ADR	CN	USD	2,168,324	3,772,884	0.22
Redington India	IN	INR	2,146,242	3,751,781	0.22
Lenovo Group	CN	HKD	5,810,000	3,646,229	0.21
Dip	JP	JPY	179,400	3,448,326	0.20
Livetiles	AU	AUD	13,023,602	2,256,259	0.13
GMO Pepabo Inc	JP	JPY	30,800	1,524,121	0.09
				392,775,589	**22.57**
소비재					
Alibaba Group Holding ADR	CN	USD	258,631	78,533,303	4.51
Trip.com Group ADR	CN	USD	639,378	18,273,423	1.05
Fujibo Holdings	JP	JPY	515,000	17,909,787	1.03
Com2uS	KR	KRW	146,608	14,461,007	0.83
Rakuten	JP	JPY	1,400,600	13,647,625	0.78
Lovisa Holdings	AU	AUD	2,570,816	13,577,448	0.78
Fast Food Indonesia	ID	IDR	193,681,000	11,753,114	0.68
Universal Entertainment	JP	JPY	679,800	11,591,443	0.67
China Online Education Group ADR	CN	USD	460,235	11,137,687	0.64
New Oriental Education & Technology Group ADR	CN	USD	63,959	10,275,013	0.59
Baozun	CN	HKD	800,900	9,645,620	0.55
Buddy Technologies	AU	AUD	216,296,295	8,971,321	0.52
Hisense Home Appliances Group (H)	CN	HKD	6,077,000	8,727,800	0.50
Vipshop Holdings ADR	CN	USD	420,021	8,709,135	0.50
iClick Interactive Asia Group ADR	HK	USD	1,075,996	8,651,008	0.50
Nine Entertainment Holdings	AU	AUD	5,908,501	8,634,203	0.50
Mitra Adiperkasa	ID	IDR	193,764,900	8,535,258	0.49
MakeMyTrip	IN	USD	445,311	8,215,988	0.47
Hyundai Mobis	KR	KRW	40,286	8,067,336	0.46
Li Ning	CN	HKD	1,402,666	7,298,629	0.42
Sanden Holdings	JP	JPY	2,150,000	7,162,287	0.41
Luk Fook Holdings International	HK	HKD	2,739,000	6,696,493	0.38
CROOZ	JP	JPY	448,500	5,830,332	0.34
Flight Centre Travel Group	AU	AUD	713,474	5,646,291	0.32
Gree Electric Appliances of Zhuhai	CN	CNY	631,700	5,531,929	0.32
JINS	JP	JPY	75,600	5,481,851	0.32
Alibaba Group Holding	CN	HKD	140,900	5,353,598	0.31
Midea Group (A)	CN	CNY	457,100	5,330,509	0.31
Honma Golf	JP	HKD	11,797,500	5,215,538	0.30
Goodbaby International Holdings	CN	HKD	40,270,000	5,119,928	0.29
ASKUL	JP	JPY	131,700	5,057,675	0.29
Hyundai Motor (Pref'd)	KR	KRW	63,046	4,466,932	0.26
Paradise Entertainment	HK	HKD	35,620,000	4,259,473	0.24
Carta Holdings	JP	JPY	308,000	3,845,574	0.22
Brilliance China Automotive Holdings	HK	HKD	4,436,000	3,830,870	0.22
Yadea Group Holdings	CN	HKD	2,594,000	3,711,358	0.21
Phu Nhuan Jewelry	VN	VND	1,226,910	3,678,216	0.21
FreakOut Holdings	JP	JPY	389,500	3,601,864	0.21
Secoo Holding ADR	CN	USD	1,404,220	3,594,803	0.21
WPP AUNZ	AU	AUD	11,064,543	3,265,815	0.19
Best Pacific International Holdings	CN	HKD	17,310,000	2,958,184	0.17
Summit Ascent Holdings	HK	HKD	18,246,000	2,092,711	0.12
MR DIY Group (M)	MY	MYR	4,180,900	1,754,226	0.10
Dongfeng Motor Group (H)	CN	HKD	488,000	343,749	0.02
				390,446,354	**22.44**
소비재					
Nongfu Spring	CN	HKD	2,054,400	9,404,124	0.54
Synlait Milk	NZ	AUD	2,318,784	8,193,147	0.47
Ceylon Cold Stores	LK	LKR	1,768,673	6,429,793	0.37
Mandom	JP	JPY	363,900	5,422,273	0.31
Treasury Wine Estates	AU	AUD	762,085	4,906,007	0.28
Thai Beverage	TH	SGD	9,315,300	3,960,145	0.23
Tiga Pilar Sejahtera Food	ID	IDR	256,766,200	3,684,419	0.21
Yantai Changyu Pioneer Wine	CN	HKD	1,340,388	2,397,350	0.14
				44,397,258	**2.55**
건강					
Telix Pharmaceuticals	AU	AUD	21,702,272	25,554,968	1.47
WuXi AppTec	CN	HKD	1,483,307	23,707,499	1.36
PolyNovo	AU	AUD	12,092,610	22,083,771	1.27
Hutchison China MediTech	HK	GBP	3,167,532	18,403,656	1.06
Starpharma Holdings	AU	AUD	13,192,246	13,308,607	0.76
Genetic Signatures	AU	AUD	9,125,649	12,181,852	0.70
Cogstate	AU	AUD	12,111,742	9,374,372	0.54
Innovent Biologics	CN	HKD	1,210,000	8,970,503	0.52
Caregen	KR	KRW	150,626	7,987,885	0.46
Granules India	IN	INR	1,344,916	6,954,910	0.40

* 이사회 결정으로 가격이 책정된 유가증권.

별첨 재무제표에 대한 주석은 본 재무제표의 중요한 일부입니다. 투자종목 명세서 및 지역별 ㎕의 순자산 비율은 반올림되었습니다.

현재 투자종목 명세서서 2020년 10월 31일

	국가 코드	CCY	주식 또는 명목	시가(USD)	% 순자산
Dentium	KR	KRW	193,509	6,390,346	0.37
Value Added Technology	KR	KRW	332,274	6,078,624	0.35
Peijia Medical	CN	HKD	1,817,000	5,895,265	0.34
Pharmaron Beijing (H)	CN	HKD	399,100	5,776,659	0.33
Cynata Therapeutics	AU	AUD	9,640,209	5,552,965	0.32
HEALIOS KK	JP	JPY	303,800	5,487,643	0.32
SomnoMed	AU	AUD	4,239,529	5,396,390	0.31
Recce Pharmaceuticals	AU	AUD	5,437,899	3,906,453	0.22
Resapp Health	AU	AUD	55,338,487	3,515,826	0.20
Medibio	AU	AUD	117,440,910	740,549	0.04
Adherium	NZ	AUD	42,690,789	688,967	0.04
Oneview Healthcare	IE	AUD	13,159,197	416,428	0.02
Medibio WTS 01/12/2021	AU	AUD	49,411,915	104,746	0.01
				198,478,884	11.41
금융					
Noah Holdings ADR	CN	USD	602,130	15,805,913	0.91
China Life Insurance (H)	CN	HKD	7,058,000	15,437,101	0.89
Axis Bank	IN	INR	2,208,178	14,637,326	0.84
Bank Central Asia	ID	IDR	7,272,500	14,308,765	0.82
Shriram Transport Finance	IN	INR	1,407,953	13,167,661	0.76
SBI Holdings	JP	JPY	558,500	12,877,474	0.74
Bank Rakyat Indonesia Persero	ID	IDR	56,353,400	12,744,016	0.73
Zenkoku Hosho	JP	JPY	304,400	12,015,636	0.69
China International Capital (H)	CN	HKD	4,420,400	10,332,360	0.59
Chailease Holding	TW	TWD	1,929,183	9,396,414	0.54
Pinnacle Investment Management Group	AU	AUD	2,440,538	8,727,096	0.50
China Renaissance Holdings	CN	HKD	3,663,700	7,572,293	0.44
Uzabase	JP	JPY	208,700	7,089,988	0.41
Ping An Insurance Group (H)	CN	HKD	595,000	6,140,754	0.35
eGuarantee	JP	JPY	270,400	6,024,636	0.35
LexinFintech Holdings ADR	CN	USD	734,452	6,011,490	0.35
Pacific Current Group	AU	AUD	1,352,492	5,544,097	0.32
ORIX	JP	JPY	450,100	5,267,371	0.30
Clipan Finance Indonesia	ID	IDR	327,759,425	4,180,193	0.24
BFI Finance Indonesia	ID	IDR	140,666,000	3,653,253	0.21
AIA Group	HK	HKD	359,200	3,418,984	0.20
Shriram City Union Finance	IN	INR	270,394	2,909,465	0.17
				197,262,286	11.34
부동산					
Open House	JP	JPY	331,600	11,302,297	0.65
Ascendas India Trust	SG	SGD	7,769,500	7,404,207	0.43
Yoma Strategic Holdings	SG	SGD	33,667,800	6,295,960	0.36
Supalai	TH	THB	12,056,700	6,063,137	0.35
KE Holdings ADR	CN	USD	82,451	5,750,957	0.33
Pakuwon Jati	ID	IDR	203,091,000	5,675,023	0.33
Vincom Retail	VN	VND	4,462,846	4,870,484	0.28
Far East Consortium International	HK	HKD	16,161,000	4,778,506	0.27
				52,140,571	3.00
개방형 펀드					
Fidelity ILF - The US Dollar Fund - A-ACC-USD	IE	USD	3,598	65,364,007	3.76
				65,364,007	3.76
커뮤니케이션 서비스					
Dialog Axiata	LK	LKR	147,311,909	8,632,494	0.50
Cathay Media And Education Group	CN	HKD	8,494,000	4,455,813	0.26
				13,088,307	0.75
증권 자격 취득 또는 기타 통제 된 시장 에서 죽음을 맞게					
산업재					
Vietnam Engine & Argicultural Machinery	VN	VND	4,526,500	8,239,763	0.47
				8,239,763	0.47
정보 기술					
Taiwan Union Technology	TW	TWD	2,491,000	8,305,763	0.48
				8,305,763	0.48
소비재					
BC Technology Group	KY	HKD	7,110,000	9,748,787	0.56
Poya International	TW	TWD	209,000	4,511,681	0.26
				14,260,468	0.82
소비재					
Quang Ngai Sugar	VN	VND	9,243,300	12,679,260	0.73
				12,679,260	0.73
주식 연계 채권					
CITI (Vincom Retail (A)) ELN 19/02/2020	VN	USD	2,556,391	2,781,098	0.16
HSBC (FPT (A)) ELN 23/11/2021	GB	USD	19,872	44,007	0.00
				2,825,105	0.16
목록에 없음					
에너지					
Ezion Holdings*	SG	SGD	57,353,600	420	0.00
Ezion Holdings WTS 31/12/2023	SG	SGD	23,665,320	173	0.00
				593	0.00
소재					
China Metal Recycling Holdings*	HK	HKD	2,653,200	3	0.00
				3	0.00
정보 기술					
Updater CDI*	US	AUD	786,425	20,488,872	1.18
Coconala*	JP	JPY	1,495,300	7,650,605	0.44
Sensetime C Prime Preference*	KY	USD	13,060,000	4,618,016	0.27
Sensetime Group*	CN	USD	12,021,000	4,250,626	0.24
DBA Telecommunication Asia Holdings*	HK	HKD	15,956,000	21	0.00
China High Precision Automation Group*	HK	HKD	5,018,000	6	0.00
				37,008,146	2.13
소비재					
Surfstitch Group*	AU	AUD	20,404,086	143	0.00
Ensogo*	AU	AUD	3,602,046	25	0.00
				168	0.00
소비재					
Innophys*	JP	JPY	600	5,738,058	0.33
				5,738,058	0.33
건강					
JHL Biotech*	KY	TWD	4,041,238	6,640,241	0.38
Chime Biologics*	VG	USD	4,041,238	1,527,588	0.09
China Animal Healthcare*	BM	HKD	16,849,000	22	0.00
				8,167,851	0.47
금융					
Moneytree (Pref'd)*	JP	JPY	1,460,000	6,827,715	0.39
				6,827,715	0.39
커뮤니케이션 서비스					
IFLIX*	AU	USD	7,120,413	1,780,103	0.10
				1,780,103	0.10
단주				2	0.00
총 투자 (비용 USD 1,684,595,004)				1,716,804,552	98.67

	CCY	기본 노출	미실현 이익 / (손실) USD	% 순자산
차액 거래 계약				
Dongfeng Motor Group (H) (UBS)	HKD	54,886,528	(165,292)	(0.01)
Galaxy Entertainment (GS)	HKD	66,139,267	(261,201)	(0.02)
AIA Group (GS)	HKD	117,301,692	(571,399)	(0.03)
Tencent holdings (GS)	HKD	425,791,251	(901,240)	(0.05)
			(1,899,132)	(0.11)

	기본 노출 USD	미실현 이익 / (손실) USD	% 순자산
선물환 계약			
A 주식 (USD) (헤지)			
구입 USD 판매 AUD 에 0.71928 18/11/2020	5,736,507	132,411	0.01
구입 USD 판매 INR 에 0.01364 18/11/2020	1,231,452	18,876	0.00
구입 USD 판매 TWD 에 0.03525 18/11/2020	1,236,596	4,270	0.00
구입 USD 판매 SGD 에 0.73770 18/11/2020	351,349	2,598	0.00
구입 USD 판매 HKD 에 0.12901 18/11/2020	5,352,589	2,445	0.00
구입 JPY 판매 USD 에 105.47080 18/11/2020	162,883	1,439	0.00
구입 USD 판매 THB 에 0.03216 18/11/2020	316,873	782	0.00
구입 JPY 판매 USD 에 104.89030 18/11/2020	216,551	711	0.00
구입 KRW 판매 USD 에 1138.59996 18/11/2020	138,748	384	0.00

현재 투자종목 명세서서 2020년 10월 31일

	기본 노출 USD	미실현 이익 / (손실) USD	% 순자산
구입 USD 판매 MYR 에 0.24098 18/11/2020	64,085	184	0.00
구입 USD 판매 MYR 에 0.24160 18/11/2020	27,225	149	0.00
구입 USD 판매 PHP 에 0.02066 18/11/2020	94,352	130	0.00
구입 GBP 판매 USD 에 0.77427 18/11/2020	34,743	108	0.00
구입 USD 판매 HKD 에 0.12902 18/11/2020	138,327	69	0.00
구입 USD 판매 PHP 에 0.02058 18/11/2020	9,844	(24)	(0.00)
구입 HKD 판매 USD 에 7.75101 18/11/2020	51,206	(25)	(0.00)
구입 HKD 판매 USD 에 7.75143 18/11/2020	86,023	(37)	(0.00)
구입 HKD 판매 USD 에 7.75188 18/11/2020	109,690	(41)	(0.00)
구입 KRW 판매 USD 에 1133.80990 18/11/2020	56,235	(81)	(0.00)
구입 AUD 판매 USD 에 1.42023 18/11/2020	68,721	(103)	(0.00)
구입 SGD 판매 USD 에 1.35495 18/11/2020	18,672	(146)	(0.00)
구입 USD 판매 NZD 에 0.66090 18/11/2020	104,695	(207)	(0.00)
구입 JPY 판매 USD 에 104.41409 18/11/2020	164,955	(210)	(0.00)
구입 USD 판매 GBP 에 1.29463 18/11/2020	377,529	(275)	(0.00)
구입 HKD 판매 USD 에 7.75153 18/11/2020	788,877	(332)	(0.00)
구입 JPY 판매 USD 에 104.12900 18/11/2020	112,754	(451)	(0.00)
구입 AUD 판매 USD 에 1.41951 18/11/2020	261,216	(523)	(0.00)
구입 AUD 판매 USD 에 1.41281 18/11/2020	198,116	(1,331)	(0.00)
구입 USD 판매 CNY 에 0.14884 18/11/2020	580,444	(1,565)	(0.00)
구입 AUD 판매 USD 에 1.38732 18/11/2020	69,559	(1,714)	(0.00)
구입 USD 판매 IDR 에 0.00007 18/11/2020	1,148,980	(2,844)	(0.00)
구입 AUD 판매 USD 에 1.40248 18/11/2020	209,273	(2,926)	(0.00)
구입 USD 판매 KRW 에 0.00087 18/11/2020	2,414,285	(22,444)	(0.00)
구입 USD 판매 JPY 에 0.00945 18/11/2020	7,682,371	(93,473)	(0.01)
		35,804	0.00
기타 자산 및 부채		24,986,773	1.44
순자산		1,739,927,997	100.00

지역별 배분

국가	국가 코드	% 순자산
중국	CN	23.53
일본	JP	22.82
호주	AU	13.19
한국	KR	7.20
인도	IN	4.43
홍콩	HK	4.24
아일랜드	IE	3.78
베트남	VN	3.71
인도네시아	ID	3.71
대만	TW	2.94
스리랑카	LK	1.64
미국	US	1.46
싱가포르	SG	1.22
케이맨 제도	KY	1.21
태국	TH	1.20
말레이시아	MY	1.17
뉴질랜드	NZ	0.82
필리핀	PH	0.32
버진 아일랜드 (영국령)	VG	0.09
영국	GB	0.00
버뮤다	BM	0.00
현금 및 기타 순자산		1.33

현재 투자종목 명세서서 2020년 10월 31일

	국가 코드	CCY	주식 또는 명목	시가(USD)	% 순자산
공인된 주식 또는 공식 증권거래소에서 거래됨					
산업재					
Jardine Matheson Holdings	HK	USD	29,933	1,327,017	2.58
Jardine Strategic Holdings	HK	USD	58,847	1,274,352	2.48
Singapore Technologies Engineering	SG	SGD	448,329	1,146,221	2.23
ComfortDelGro	SG	SGD	862,463	853,186	1.66
Keppel	SG	SGD	182,271	585,944	1.14
SATS	SG	SGD	205,967	449,356	0.87
Boustead Singapore	SG	SGD	417,434	214,157	0.42
Sembcorp Industries	SG	SGD	152,676	176,703	0.34
Vicom	SG	SGD	119,381	175,933	0.34
SBS Transit	SG	SGD	64,790	135,301	0.26
HRnetgroup	SG	SGD	387,538	133,442	0.26
Hock Lian Seng Holdings	SG	SGD	769,377	129,565	0.25
				6,601,177	12.85
정보 기술					
Venture	SG	SGD	87,186	1,229,839	2.39
				1,229,839	2.39
소비재					
Genting (Singapore)	SG	SGD	1,351,985	638,629	1.24
Jardine Cycle & Carriage	SG	SGD	27,692	360,453	0.70
Jumbo Group	SG	SGD	769,177	177,884	0.35
Straco	SG	SGD	398,037	144,097	0.28
				1,321,063	2.57
소비재					
Wilmar International	SG	SGD	646,097	1,913,267	3.72
Thai Beverage	TH	SGD	3,902,178	1,658,905	3.23
Sheng Siong	SG	SGD	469,525	574,158	1.12
Dairy Farm International Holdings	HK	USD	145,777	549,367	1.07
First Resources	SG	SGD	615,002	545,781	1.06
Japfa	SG	SGD	966,656	456,765	0.89
Bumitama Agri	ID	SGD	811,271	258,319	0.50
Fraser and Neave	SG	SGD	192,469	163,706	0.32
				6,120,268	11.91
건강					
Raffles Medical Group	SG	SGD	181,443	102,374	0.20
				102,374	0.20
금융					
Oversea-Chinese Banking	SG	SGD	833,016	5,141,372	10.01
United Overseas Bank	SG	SGD	358,390	5,000,998	9.73
DBS Group Holdings	SG	SGD	327,254	4,879,150	9.50
Singapore Exchange	SG	SGD	268,157	1,702,189	3.31
				16,723,709	32.55
부동산					
Ascendas Real Estate Investment Trust REIT	SG	SGD	1,286,299	2,715,313	5.28
Mapletree Industrial Trust REIT	SG	SGD	667,646	1,488,521	2.90
Mapletree Logistics Trust REIT	SG	SGD	960,747	1,373,102	2.67
Hongkong Land Holdings	HK	USD	331,547	1,216,778	2.37
Mapletree Commercial Trust REIT	SG	SGD	808,494	1,019,915	1.99
UOL Group	SG	SGD	219,380	1,000,545	1.95
Ascendas India Trust	SG	SGD	987,443	941,017	1.83
CapitaLand	SG	SGD	491,335	925,084	1.80
Keppel Pacific Oak US REIT	SG	USD	1,224,705	858,496	1.67
Frasers Centrepoint Trust REIT	SG	SGD	526,176	814,967	1.59
City Developments	SG	SGD	152,276	707,543	1.38
Cromwell European REIT	SG	EUR	1,328,588	705,170	1.37
CapitaLand Mall Trust REIT	SG	SGD	447,029	566,737	1.10
Keppel DC REIT	SG	SGD	182,371	387,289	0.75
Capitaland Retail China Trust	SG	SGD	412,834	354,026	0.69
Propnex	SG	SGD	621,601	286,807	0.56
Lendlease Global Commercial REIT	SG	SGD	607,803	271,761	0.53
Far East Hospitality Trust	SG	SGD	279,156	114,618	0.22
				15,747,689	30.65
커뮤니케이션 서비스					
Singapore Telecommunications	SG	SGD	1,224,205	1,820,932	3.54
Sea ADR	SG	USD	4,744	749,543	1.46
				2,570,475	5.00
단주				(1)	(0.00)

	시장 가격	% 순자산
총 투자 (비용 USD 56,729,484)	50,416,593	98.13
기타 자산 및 부채	961,383	1.87
순자산	51,377,976	100.00

지역별 배분

국가	국가 코드	% 순자산
싱가포르	SG	85.90
홍콩	HK	8.50
태국	TH	3.23
인도네시아	ID	0.50
현금 및 기타 순자산		1.87

별첨 재무제표에 대한 주석은 본 재무제표의 중요한 일부입니다. 투자종목 명세서 및 지역별 배분의 순자산 비율은 반올림되었습니다.

Sustainable Eurozone Equity Fund [4]

현재 투자종목 명세서서 2020년 10월 31일

	국가 코드	CCY	주식 또는 명목	시장 가격 EUR	% 순자산
공인된 주식 또는 공식 증권거래소에서 거래됨					
유틸리티					
Neoen	FR	EUR	142,286	6,545,156	2.39
EDP Renovaveis	ES	EUR	236,218	3,855,078	1.41
				10,400,234	3.80
소재					
Symrise	DE	EUR	60,574	6,411,758	2.35
Umicore	BE	EUR	96,896	3,201,444	1.17
				9,613,202	3.52
산업재					
Schneider Electric	FR	EUR	111,220	11,589,124	4.24
Deutsche Post	DE	EUR	224,265	8,531,041	3.12
Vestas Wind Systems A/S	DK	DKK	46,688	6,842,934	2.50
Bureau Veritas	FR	EUR	259,687	4,895,100	1.79
RELX	GB	EUR	264,316	4,494,694	1.64
Getlink	FR	EUR	308,315	3,557,955	1.30
				39,910,848	14.60
정보 기술					
ASML Holding	NL	EUR	42,823	13,360,776	4.89
SAP	DE	EUR	127,129	11,631,032	4.25
Dassault Systemes	FR	EUR	40,499	5,935,128	2.17
Infineon Technologies	DE	EUR	242,029	5,784,493	2.12
Worldline (France)	FR	EUR	77,797	4,951,001	1.81
Edenred	FR	EUR	113,443	4,542,258	1.66
Alten	FR	EUR	61,539	4,224,652	1.55
				50,429,340	18.45
소비재					
LVMH Moet Hennessy Louis Vuitton	FR	EUR	35,194	14,158,546	5.18
adidas	DE	EUR	41,139	10,490,445	3.84
Kering	FR	EUR	16,091	8,343,184	3.05
Valeo	FR	EUR	293,013	7,609,548	2.78
EssilorLuxottica	FR	EUR	67,647	7,184,111	2.63
Prada	IT	HKD	1,345,400	4,564,574	1.67
Basic-Fit	NL	EUR	205,403	4,272,382	1.56
JCDecaux	FR	EUR	215,156	2,850,817	1.04
				59,473,607	21.76
소비재					
L'Oreal	FR	EUR	42,946	11,926,104	4.36
Danone	FR	EUR	152,236	7,215,986	2.64
Beiersdorf	DE	EUR	69,856	6,280,054	2.30
				25,422,144	9.30
건강					
Sartorius Stedim Biotech (H)	FR	EUR	22,278	7,253,717	2.65
ORPEA	FR	EUR	41,593	3,566,184	1.30
Dermapharm Holding SE	DE	EUR	67,568	2,817,586	1.03
				13,637,487	4.99
금융					
Allianz	DE	EUR	67,583	10,209,088	3.73
Deutsche Boerse	DE	EUR	73,517	9,288,873	3.40
Muenchener Rueckversicherungs-Gesellschaft	DE	EUR	37,891	7,608,513	2.78
ABN AMRO Group	NL	EUR	859,609	6,056,805	2.22
				33,163,279	12.13
부동산					
iCade REIT	FR	EUR	74,492	3,232,953	1.18
				3,232,953	1.18
커뮤니케이션 서비스					
Orange	FR	EUR	392,077	3,775,702	1.38
Koninklijke KPN	NL	EUR	1,371,499	3,181,878	1.16
				6,957,580	2.55
증권 자격 취득 또는 기타 통제 된 시장 에서 죽음을 맞게					
유틸리티					
Solaria Energia y Medio Ambiente	ES	EUR	384,730	6,424,991	2.35
Red Electrica	ES	EUR	220,699	3,338,072	1.22
				9,763,063	3.57
정보 기술					
Amadeus IT Group	ES	EUR	126,673	5,192,326	1.90
				5,192,326	1.90
건강					
Grifols	ES	EUR	260,800	6,047,952	2.21
				6,047,952	2.21
총 투자 (비용 EUR 281,805,176)				273,244,015	99.96
기타 자산 및 부채				118,284	0.04
순자산				273,362,299	100.00

지역별 배분

국가	국가 코드	% 순자산
프랑스	FR	45.13
독일	DE	28.92
네덜란드	NL	9.83
스페인	ES	9.09
덴마크	DK	2.50
이탈리아	IT	1.67
영국	GB	1.64
벨기에	BE	1.17
현금 및 기타 순자산		0.04

전체 주식 목록은 6페이지에 나와 있습니다.
별첨 재무제표에 대한 주석은 본 재무제표의 중요한 일부입니다. 투자종목 명세서 및 지역별 배분의 순자산 비율은 반올림되었습니다.

Sustainable Global Equity Fund [4]

현재 투자종목 명세서서 2020년 10월 31일

	국가 코드	CCY	주식 또는 명목	시가(USD)	% 순자산
공인된 주식 또는 공식 증권거래소에서 거래됨					
소재					
Linde	GB	USD	19,674	4,313,131	2.56
				4,313,131	2.56
산업재					
Wolters Kluwer	NL	EUR	96,295	7,806,075	4.64
Schneider Electric	FR	EUR	43,394	5,267,954	3.13
Fastenal	US	USD	81,846	3,531,655	2.10
WW Grainger	US	USD	9,707	3,388,422	2.01
RELX	GB	EUR	145,140	2,875,467	1.71
				22,869,573	13.59
정보 기술					
Taiwan Semiconductor Manufacturing ADR	TW	USD	99,622	8,313,456	4.94
Microsoft	US	USD	28,961	5,835,352	3.47
Oracle	US	USD	88,763	4,967,177	2.95
Intel	US	USD	80,472	3,536,744	2.10
Cisco Systems	US	USD	98,327	3,503,391	2.08
Amdocs	US	USD	53,534	3,009,146	1.79
SAP	DE	EUR	18,423	1,963,715	1.17
Texas Instruments	US	USD	10,377	1,486,090	0.88
				32,615,071	19.38
소비재					
Lowe's Cos	US	USD	27,870	4,386,738	2.61
Bridgestone	JP	JPY	80,300	2,617,744	1.56
Informa	GB	GBP	477,603	2,586,211	1.54
				9,590,693	5.70
소비재					
Unilever	GB	EUR	116,242	6,575,017	3.91
Procter & Gamble	US	USD	44,648	6,097,577	3.62
PepsiCo	US	USD	30,142	4,003,762	2.38
				16,676,356	9.91
건강					
Roche Holding	CH	CHF	18,262	5,874,733	3.49
Hoya	JP	JPY	42,200	4,765,567	2.83
Sanofi	FR	EUR	37,328	3,364,743	2.00
Astellas Pharma	JP	JPY	175,000	2,400,657	1.43
				16,405,700	9.75
금융					
Deutsche Boerse	DE	EUR	44,657	6,573,692	3.91
Marsh & McLennan	US	USD	59,616	6,111,832	3.63
Progressive	US	USD	60,179	5,483,510	3.26
Admiral Group	GB	GBP	142,016	5,059,302	3.01
CME Group	US	USD	25,537	3,807,567	2.26
Muenchener Rueckversicherungs-Gesellschaft	DE	EUR	16,077	3,761,086	2.23
Willis Towers Watson	GB	USD	18,950	3,412,895	2.03
Zurich Insurance Group	CH	CHF	7,694	2,552,771	1.52
US Bancorp	US	USD	55,463	2,120,905	1.26
Hiscox	BM	GBP	193,436	2,065,836	1.23
AIA Group	HK	HKD	185,400	1,764,698	1.05
RSA Insurance Group	GB	GBP	284,299	1,560,098	0.93
PNC Financial Services Group	US	USD	13,930	1,524,639	0.91
				45,798,831	27.21
개방형 펀드					
Fidelity ILF - The US Dollar Fund - A-ACC-USD	IE	USD	255	4,640,403	2.76
				4,640,403	2.76
커뮤니케이션 서비스					
Nippon Telegraph & Telephone	JP	JPY	166,400	3,509,298	2.08
Verizon Communications	US	USD	30,580	1,740,308	1.03
China Mobile	HK	HKD	212,000	1,296,707	0.77
				6,546,313	3.89
증권 자격 취득 또는 기타 통제 된 시장 에서 죽음을 맞게					
유틸리티					
Iberdrola	ES	EUR	498,751	5,883,332	3.50
				5,883,332	3.50
산업재					
Ferrovial	ES	EUR	102,278	2,213,378	1.32
				2,213,378	1.32

	시장 가격	% 순자산
단주	3	0.00
총 투자 (비용 USD 166,313,392)	167,552,784	99.55
기타 자산 및 부채	763,271	0.45
순자산	168,316,055	100.00

지역별 배분

국가	국가 코드	% 순자산
미국	US	38.34
영국	GB	15.67
일본	JP	7.90
독일	DE	7.31
프랑스	FR	5.13
스위스	CH	5.01
대만	TW	4.94
스페인	ES	4.81
네덜란드	NL	4.64
아일랜드	IE	2.76
홍콩	HK	1.82
버뮤다	BM	1.23
현금 및 기타 순자산		0.45

전체 주식 목록은 6페이지에 나와 있습니다.
별첨 재무제표에 대한 주석은 본 재무제표의 중요한 일부입니다. 투자종목 명세서 및 지역별 배분의 순자산 비율은 반올림되었습니다.

Sustainable Water & Waste Fund [4]

현재 투자종목 명세서서 2020년 10월 31일

	국가 코드	CCY	주식 또는 명목	시가(USD)	% 순자산
공인된 주식 또는 공식 증권거래소에서 거래됨					
유틸리티					
American Water Works	US	USD	469,828	71,122,563	3.56
Suez	FR	EUR	3,460,708	63,381,434	3.17
Essential Utilities	US	USD	1,307,771	54,664,828	2.74
Severn Trent	GB	GBP	1,659,108	52,227,783	2.61
Veolia Environnement	FR	EUR	2,799,807	52,158,023	2.61
Pennon Group	GB	GBP	3,864,611	49,693,629	2.49
American States Water	US	USD	352,547	26,754,792	1.34
Beijing Enterprises Water Group	HK	HKD	43,208,000	16,417,383	0.82
				386,420,435	19.35
소재					
Ball	US	USD	500,112	44,494,965	2.23
Schnitzer Steel Industries	US	USD	744,057	15,610,316	0.78
				60,105,281	3.01
산업재					
Evoqua Water Technologies	US	USD	3,012,171	69,038,959	3.46
Waste Management	US	USD	640,471	68,620,063	3.44
Waste Connections (US)	US	USD	685,096	67,817,653	3.40
Republic Services	US	USD	745,511	65,627,333	3.29
Advanced Drainage Systems	US	USD	910,532	57,873,414	2.90
Xylem (NY)	US	USD	647,084	56,115,124	2.81
Pentair	GB	USD	1,120,846	55,347,375	2.77
China Lesso Group Holdings	CN	HKD	30,239,000	49,017,709	2.45
Watts Water Technologies	US	USD	437,972	48,785,701	2.44
Kurita Water Industries	JP	JPY	1,538,000	45,801,293	2.29
AO Smith	US	USD	875,804	45,173,970	2.26
Copart	US	USD	404,172	44,624,631	2.23
Clean Harbors	US	USD	830,349	43,933,766	2.20
Tetra Tech	US	USD	418,111	42,425,723	2.12
Cleanaway Waste Management	AU	AUD	27,062,341	38,964,010	1.95
Rexnord	US	USD	1,178,095	37,581,231	1.88
Roper Technologies	US	USD	101,673	37,357,710	1.87
Aalberts	NL	EUR	1,099,706	36,950,168	1.85
Interpump Group	IT	EUR	937,526	35,389,375	1.77
Covanta Holding	US	USD	2,973,033	26,043,769	1.30
Mueller Water Products	US	USD	2,455,317	25,780,829	1.29
China Everbright International	HK	HKD	38,794,000	19,563,206	0.98
Ebara	JP	JPY	660,500	18,359,158	0.92
Arcadis	NL	EUR	486,041	11,325,241	0.57
Biffa	GB	GBP	3,867,767	10,872,782	0.54
US Ecology	US	USD	33,253	1,004,906	0.05
				1,059,395,099	53.04
정보 기술					
Entegris	US	USD	742,659	55,751,411	2.79
				55,751,411	2.79
소비재					
Service Corp International	US	USD	1,112,568	52,468,707	2.63
Coway	KR	KRW	837,445	51,298,227	2.57
LKQ	US	USD	1,601,539	51,073,079	2.56
Pool	US	USD	117,398	41,175,001	2.06
				196,015,014	9.81
소비재					
Clorox	US	USD	169,728	35,432,417	1.77
				35,432,417	1.77
건강					
Steris	US	USD	349,192	61,443,824	3.08
				61,443,824	3.08
개방형 펀드					
Fidelity ILF - The US Dollar Fund - A-ACC-USD	IE	USD	5,583	101,411,279	5.08
				101,411,279	5.08
증권 자격 취득 또는 기타 통제 된 시장 에서 죽음을 맞게					
유틸리티					
Cia de Saneamento Basico do Estado de Sao Paulo	BR	BRL	6,180,200	45,582,100	2.28
				45,582,100	2.28
총 투자 (비용 USD 1,888,855,709)				2,001,556,860	100.21

	기본 노출 USD	미실현 이익 / (손실) USD	% 순자산
선물환 계약			
A-ACC 주식 (EUR) (EUR/USD 헤지)			
구입 USD 판매 EUR 에 1.18337 18/11/2020	10,315,848	158,769	0.01
구입 USD 판매 EUR 에 1.17269 18/11/2020	9,011,027	56,134	0.00
구입 EUR 판매 USD 에 0.85249 18/11/2020	11,936,290	(77,290)	(0.00)
구입 EUR 판매 USD 에 0.84705 18/11/2020	310,207,803	(3,975,072)	(0.20)
		(3,837,459)	(0.19)
A-ACC 주식 (PLN) (PLN/USD 헤지)			
구입 USD 판매 PLN 에 0.25833 18/11/2020	40,970	931	0.00
구입 USD 판매 PLN 에 0.25288 18/11/2020	88,483	100	0.00
구입 PLN 판매 USD 에 3.96019 18/11/2020	123,681	39	0.00
구입 PLN 판매 USD 에 3.79379 18/11/2020	65,370	(2,727)	(0.00)
구입 PLN 판매 USD 에 3.79216 18/11/2020	1,359,648	(57,283)	(0.00)
		(58,940)	(0.00)
D-ACC 주식 (EUR) (EUR/USD 헤지)			
구입 USD 판매 EUR 에 1.18112 18/11/2020	802,868	10,803	0.00
구입 USD 판매 EUR 에 1.17270 18/11/2020	1,452,948	9,051	0.00
구입 EUR 판매 USD 에 0.84664 18/11/2020	32,142,671	(427,339)	(0.02)
		(407,485)	(0.02)
E-ACC 주식 (EUR) (EUR/USD 헤지)			
구입 USD 판매 EUR 에 1.17269 18/11/2020	925,122	5,763	0.00
구입 EUR 판매 USD 에 0.84671 18/11/2020	22,846,299	(302,008)	(0.02)
		(296,245)	(0.01)
Y-ACC 주식 (CHF) (CHF/USD 헤지)			
구입 USD 판매 CHF 에 1.09809 18/11/2020	158,869	904	0.00
구입 CHF 판매 USD 에 0.90688 18/11/2020	97,146	(951)	(0.00)
구입 CHF 판매 USD 에 0.91206 18/11/2020	3,654,785	(15,105)	(0.00)
		(15,152)	(0.00)
Y-ACC 주식 (EUR) (EUR/USD 헤지)			
구입 USD 판매 EUR 에 1.17269 18/11/2020	600,898	3,743	0.00
구입 EUR 판매 USD 에 0.85148 18/11/2020	816,574	(6,247)	(0.00)
구입 EUR 판매 USD 에 0.84666 18/11/2020	670,993	(8,909)	(0.00)
구입 EUR 판매 USD 에 0.84683 18/11/2020	21,104,043	(275,972)	(0.01)
		(287,385)	(0.01)
기타 자산 및 부채		660,639	0.03
순자산		1,997,314,833	100.00

지역별 배분

국가	국가 코드	% 순자산
미국	US	62.47
영국	GB	8.42
프랑스	FR	5.78
아일랜드	IE	5.08
일본	JP	3.21
한국	KR	2.57
중국	CN	2.45
네덜란드	NL	2.42
브라질	BR	2.28
호주	AU	1.95
홍콩	HK	1.80
이탈리아	IT	1.77
현금 및 기타 순 부채		(0.21)

전체 주석 목록은 6페이지에 나와 있습니다.
별첨 재무제표에 대한 주석은 본 재무제표의 중요한 일부입니다. 투자종목 명세서 및 지역별 배분의 순자산 비율은 반올림되었습니다.

Fidelity Funds

Switzerland Fund

현재 투자종목 명세서서 2020년 10월 31일

	국가 코드	CCY	주식 또는 명목	시장 가격 CHF	% 순자산
공인된 주식 또는 공식 증권거래소에서 거래됨					
소재					
Givaudan	CH	CHF	4,055	15,149,480	5.83
Sika	CH	CHF	59,927	13,525,524	5.21
				28,675,004	11.04
산업재					
DKSH Holding	CH	CHF	163,793	9,663,787	3.72
Geberit	CH	CHF	12,809	6,686,298	2.57
Schindler Holding	CH	CHF	28,052	6,603,441	2.54
Daetwyler Holding	CH	CHF	27,752	5,689,160	2.19
Adecco Group	CH	CHF	122,013	5,490,585	2.11
OC Oerlikon	CH	CHF	687,898	4,385,350	1.69
				38,518,621	14.83
정보 기술					
Temenos	CH	CHF	57,910	5,700,660	2.19
AMS	AT	CHF	282,925	5,559,476	2.14
				11,260,136	4.33
소비재					
Forbo Holding	CH	CHF	3,104	4,351,808	1.68
				4,351,808	1.68
소비재					
Nestle	CH	CHF	240,871	24,833,800	9.56
				24,833,800	9.56
건강					
Roche Holding	CH	CHF	77,995	22,989,026	8.85
Novartis	CH	CHF	282,461	20,193,137	7.77
Sonova Holding	CH	CHF	53,871	11,716,943	4.51
Tecan Group	CH	CHF	26,144	11,372,640	4.38
Straumann Holdings	CH	CHF	9,665	9,239,740	3.56
Lonza Group	CH	CHF	13,424	7,453,005	2.87
COSMO Pharmaceuticals	IE	CHF	51,806	3,838,825	1.48
Cassiopea	IT	CHF	63,011	2,835,495	1.09
				89,638,811	34.50
금융					
Zurich Insurance Group	CH	CHF	28,987	8,812,048	3.39
Partners Group Holding	CH	CHF	10,297	8,511,500	3.28
VZ Holding	CH	CHF	100,335	7,715,762	2.97
Swiss Re	CH	CHF	106,815	7,022,018	2.70
Baloise Holding	CH	CHF	51,562	6,460,719	2.49
UBS Group	CH	CHF	599,522	6,381,912	2.46
Credit Suisse Group	CH	CHF	554,734	4,784,026	1.84
				49,687,985	19.13
커뮤니케이션 서비스					
Swisscom	CH	CHF	13,794	6,432,142	2.48
				6,432,142	2.48
단주				(1)	(0.00)
총 투자 (비용 CHF 219,107,873)				253,398,306	97.53

	CCY	기본 노출	미실현 이익 / (손실) CHF	% 순자산
선물				
스위스 Mkt 지수 Future 18/12/2020	CHF	1,335,320	(117,061)	(0.05)
			(117,061)	(0.05)
기타 자산 및 부채			6,523,606	2.51
순자산			259,804,851	100.00

지역별 배분

국가	국가 코드	% 순자산
스위스	CH	92.83
오스트리아	AT	2.14
아일랜드	IE	1.48
이탈리아	IT	1.09
현금 및 기타 순자산		2.46

별첨 재무제표에 대한 주석은 본 재무제표의 중요한 일부입니다. 투자종목 명세서 및 지역별 배분의 순자산 비율은 반올림되었습니다.

Fidelity Funds

Taiwan Fund

현재 투자종목 명세서서 2020년 10월 31일

	국가 코드	CCY	주식 또는 명목	시가(USD)	% 순자산
공인된 주식 또는 공식 증권거래소에서 거래됨					
소재					
Formosa Plastics	TW	TWD	688,000	1,906,778	2.77
				1,906,778	2.77
산업재					
Hiwin Technologies	TW	TWD	139,050	1,214,373	1.76
CTCI	TW	TWD	660,000	899,211	1.31
Kung Long Batteries Industrial	TW	TWD	122,000	584,855	0.85
				2,698,439	3.92
정보 기술					
MediaTek	TW	TWD	284,091	6,762,560	9.83
Taiwan Semiconductor Manufacturing	TW	TWD	434,852	6,576,084	9.55
Hon Hai Precision Industry	TW	TWD	1,342,800	3,645,152	5.30
Largan Precision	TW	TWD	32,000	3,398,750	4.94
Delta Electronics	TW	TWD	415,523	2,764,784	4.02
Silergy	CN	TWD	43,000	2,653,631	3.86
Nanya Technology	TW	TWD	780,000	1,582,619	2.30
Quanta Computer	TW	TWD	604,000	1,524,265	2.21
Advantech	TW	TWD	137,483	1,393,213	2.02
Sinbon Electronics	TW	TWD	182,000	1,227,611	1.78
Chroma ATE	TW	TWD	255,000	1,215,411	1.77
Global Unichip	TW	TWD	129,000	1,172,635	1.70
WPG Holdings	TW	TWD	789,880	1,073,220	1.56
				34,989,935	50.84
소비재					
Momo.com	TW	TWD	28,000	670,094	0.97
Giant Manufacturing	TW	TWD	38,000	375,325	0.55
				1,045,419	1.52
소비재					
President Chain Store	TW	TWD	257,000	2,320,662	3.37
Uni-President Enterprises	TW	TWD	719,840	1,544,495	2.24
				3,865,157	5.62
금융					
E.Sun Financial Holding	TW	TWD	5,645,935	4,807,367	6.98
Chailease Holding	TW	TWD	480,440	2,340,065	3.40
Mega Financial Holding	TW	TWD	1,873,775	1,808,028	2.63
Cathay Financial Holding	TW	TWD	630,185	847,189	1.23
CTBC Financial Holding	TW	TWD	224,549	141,957	0.21
Chailease Holding (Pref'd)	TW	TWD	37,132	126,521	0.18
				10,071,127	14.63
커뮤니케이션 서비스					
Sea ADR	SG	USD	17,118	2,704,473	3.93
Taiwan Mobile	TW	TWD	508,000	1,735,905	2.52
				4,440,378	6.45
증권 자격 취득 또는 기타 통제 된 시장 에서 죽음을 맞게					
정보 기술					
Vanguard International Semiconductor	TW	TWD	405,000	1,324,661	1.92
Taiwan Union Technology	TW	TWD	266,000	886,926	1.29
Land Mark Optoelectronics	TW	TWD	87,000	807,525	1.17
				3,019,112	4.39
소비재					
Poya International	TW	TWD	90,000	1,942,829	2.82
KMC Kuei Meng International	TW	TWD	107,000	778,214	1.13
				2,721,043	3.95
소비재					
TCI	TW	TWD	54,320	433,768	0.63
				433,768	0.63
단주				(3)	(0.00)
총 투자 (비용 USD 49,670,698)				65,191,153	94.72

	CCY	기본 노출	미실현 이익 / (손실) USD	% 순자산
선물				
FTSE Taiwan Index Future 27/11/2020	USD	1,386,880	(38,400)	(0.06)
			(38,400)	(0.06)
기타 자산 및 부채			3,675,835	5.34
순자산			68,828,588	100.00

지역별 배분

국가	국가 코드	% 순자산
대만	TW	86.93
싱가포르	SG	3.93
중국	CN	3.86
현금 및 기타 순자산		5.28

별첨 재무제표에 대한 주석은 본 재무제표의 중요한 일부입니다. 투자종목 명세서 및 지역별 배분의 순자산 비율은 반올림되었습니다.

Fidelity Funds

Thailand Fund

현재 투자종목 명세서서 2020년 10월 31일

	국가 코드	CCY	주식 또는 명목	시가(USD)	% 순자산
공인된 주식 또는 공식 증권거래소에서 거래됨					
에너지					
PTT	TH	THB	17,448,100	17,315,721	8.91
Star Petroleum Refining	TH	THB	9,771,100	1,656,292	0.85
PTT Exploration & Production	TH	THB	541,818	1,364,571	0.70
				20,336,584	10.46
유틸리티					
Electricity Generating	TH	THB	1,106,200	5,874,899	3.02
Ratch Group	TH	THB	1,833,600	2,728,465	1.40
				8,603,364	4.42
소재					
Siam Cement	TH	THB	726,050	7,853,153	4.04
TOA Paint Thailand	TH	THB	3,549,100	3,664,250	1.88
Indorama Ventures	TH	THB	3,470,900	2,453,333	1.26
PTT Global Chemical	TH	THB	1,082,511	1,385,649	0.71
Sahamitr Pressure Container	TH	THB	3,101,600	1,121,567	0.58
SCG Packaging (F)	TH	THB	95,877	108,152	0.06
				16,586,104	8.53
산업재					
Airports of Thailand	TH	THB	6,715,300	11,109,078	5.71
Kerry Logistics Network	HK	HKD	1,920,500	4,009,749	2.06
Namyong Terminal	TH	THB	23,857,200	2,449,010	1.26
Dynasty Ceramic	TH	THB	32,540,900	2,400,979	1.23
Sino-Thai Engineering & Construction	TH	THB	4,692,600	1,516,207	0.78
Business Online	TH	THB	388,700	73,462	0.04
				21,558,485	11.09
정보 기술					
Fabrinet	TH	USD	23,212	1,403,630	0.72
Humanica	TH	THB	4,302,900	1,110,020	0.57
Netbay (F)	TH	THB	1,104,200	881,655	0.45
Synnex Thailand	TH	THB	1,689,700	800,054	0.41
				4,195,359	2.16
소비재					
Home Product Center	TH	THB	11,820,000	5,281,510	2.72
Somboon Advance Technology	TH	THB	5,885,300	2,506,146	1.29
Sabina	TH	THB	2,346,100	1,561,881	0.80
Central Retail	TH	THB	1,819,300	1,555,199	0.80
Thai Stanley Electric	TH	THB	274,500	1,270,525	0.65
Plan B Media	TH	THB	7,122,700	1,230,833	0.63
Minor International (F)	TH	THB	996,400	531,854	0.27
Thai Stanley Electric	TH	THB	1,000	4,629	0.00
				13,942,577	7.17
소비재					
CP ALL	TH	THB	8,359,600	14,390,422	7.40
Siam Makro	TH	THB	3,778,100	4,815,162	2.48
Thai Beverage	TH	SGD	8,031,900	3,414,543	1.76
Osotspa	TH	THB	2,920,800	2,993,088	1.54
Charoen Pokphand Foods	TH	THB	2,992,100	2,420,777	1.24
Asian Seafoods Coldstorage	TH	THB	3,533,800	1,494,251	0.77
Thai Vegetable Oil	TH	THB	843,200	918,834	0.47
				30,447,077	15.66
건강					
Bangkok Dusit Medical Services	TH	THB	7,736,500	4,335,055	2.23
Chularat Hospital	TH	THB	44,136,500	3,562,694	1.83
Rajthanee Hospital	TH	THB	3,633,100	2,503,226	1.29
Mega Lifesciences	TH	THB	1,746,000	1,938,767	1.00
				12,339,742	6.35
금융					
Muangthai Capital	TH	THB	3,960,900	6,950,948	3.57
Bangkok Bank	TH	THB	2,244,350	6,944,706	3.57
Tisco Financial Group	TH	THB	2,189,800	4,954,231	2.55
Kasikornbank (F)	TH	THB	1,148,200	2,797,273	1.44
TMB Bank	TH	THB	80,509,100	2,085,431	1.07
Siam Commercial Bank	TH	THB	543,200	1,128,309	0.58
				24,860,898	12.79
부동산					
Central Pattana	TH	THB	3,910,200	4,809,694	2.47
Land & Houses	TH	THB	21,735,700	4,451,965	2.29
Supalai	TH	THB	8,509,125	4,279,114	2.20
CPN Retail Growth Leasehold REIT	TH	THB	3,646,800	2,127,363	1.09
Dusit Thani Freehold & Leasehold REIT	TH	THB	9,953,600	1,193,011	0.61
Land & Houses	TH	THB	2,923,400	598,779	0.31
				17,459,926	8.98
개방형 펀드					
Fidelity ILF - The US Dollar Fund - A-ACC-USD	IE	USD	296	5,377,018	2.77
				5,377,018	2.77
커뮤니케이션 서비스					
Advanced Info Service	TH	THB	2,278,500	12,603,568	6.48
Intouch Holdings NVDR	TH	THB	2,150,700	3,684,079	1.89
Sea ADR	SG	USD	11,873	1,875,815	0.96
				18,163,462	9.34
단주				(3)	(0.00)
총 투자 (비용 USD 216,805,979)				193,870,593	99.71
기타 자산 및 부채				572,830	0.29
순자산				194,443,423	100.00

지역별 배분

국가	국가 코드	% 순자산
태국	TH	93.91
아일랜드	IE	2.77
홍콩	HK	2.06
싱가포르	SG	0.96
현금 및 기타 순자산		0.29

별첨 재무제표에 대한 주석은 본 재무제표의 중요한 일부입니다. 투자종목 명세서 및 지역별 배분의 순자산 비율은 반올림되었습니다.

Fidelity Funds

UK Special Situations Fund [1,3,4,5]

현재 투자종목 명세서서 2020년 10월 31일

	국가 코드	CCY	주식 또는 명목	시장 가격 GBP	% 순자산
공인된 주식 또는 공식 증권거래소에서 거래됨					
에너지					
Equinor	NO	NOK	17,138	168,216	1.48
Cairn Energy	GB	GBP	64,605	89,800	0.79
SBM Offshore	NL	EUR	4,488	55,859	0.49
Kosmos Energy	US	GBP	47,131	38,765	0.34
Wentworth Resources	GB	GBP	198,265	34,201	0.30
				386,841	3.39
유틸리티					
ContourGlobal	GB	GBP	186,859	362,133	3.18
				362,133	3.18
소재					
Arcelormittal	LU	EUR	14,053	147,262	1.29
CRH	IE	GBP	5,174	140,726	1.23
Essentra	GB	GBP	48,329	119,179	1.05
Rhi Magnesita	AT	GBP	4,452	113,983	1.00
Central Asia Metals	GB	GBP	60,170	101,327	0.89
Sylvania Platinum	ZA	GBP	141,945	91,129	0.80
Perseus Mining	AU	AUD	116,762	77,729	0.68
Endeavour Mining	MC	CAD	3,871	72,048	0.63
Tharisa	CY	GBP	97,327	68,129	0.60
Westgold Resources	AU	AUD	45,496	63,863	0.56
Base Resources	AU	AUD	160,285	20,443	0.18
				1,015,818	8.91
산업재					
Serco Group	GB	GBP	318,680	412,372	3.62
John Laing Group	GB	GBP	131,726	370,677	3.25
DCC	IE	GBP	6,766	339,926	2.98
Ultra Electronics Holdings	GB	GBP	16,620	312,462	2.74
Smart Metering Systems	GB	GBP	24,481	142,234	1.25
Meggitt	GB	GBP	48,953	133,790	1.17
Chemring Group	GB	GBP	51,073	133,045	1.17
Babcock International Group	GB	GBP	59,112	128,392	1.13
Morgan Advanced Materials	GB	GBP	50,645	126,614	1.11
Redde Northgate	GB	GBP	66,360	118,120	1.04
Tyman	GB	GBP	42,854	114,420	1.00
Mitie Group	GB	GBP	394,118	111,141	0.97
Grafton Group	IE	GBP	13,546	91,095	0.80
Cohort	GB	GBP	12,636	75,814	0.67
Keller Group	GB	GBP	14,768	75,021	0.66
Norcros	GB	GBP	33,898	58,982	0.52
SThree	GB	GBP	23,747	58,417	0.51
				2,802,522	24.58
정보 기술					
Telefonaktiebolaget LM Ericsson	SE	SEK	24,136	208,085	1.83
				208,085	1.83
소비재					
Pearson	GB	GBP	64,349	328,181	2.88
Dixons Carphone	GB	GBP	237,490	228,110	2.00
Inchcape	GB	GBP	40,170	199,164	1.75
William Hill	GB	GBP	68,406	187,707	1.65
Cairn Homes	IE	EUR	241,998	170,847	1.50
Frasers Group	GB	GBP	32,916	123,370	1.08
Kingfisher	GB	GBP	39,771	114,182	1.00
Redrow	GB	GBP	26,336	109,450	0.96
Vistry Group	GB	GBP	19,483	106,181	0.93
Vivo Energy	GB	GBP	132,369	100,071	0.88
Studio Retail Group	GB	GBP	35,992	86,380	0.76
McCarthy & Stone	GB	GBP	72,990	85,690	0.75
Connect Group	GB	GBP	278,323	72,364	0.63
Photo-Me International	GB	GBP	144,606	70,857	0.62
GVC Holdings	GB	GBP	5,321	51,414	0.45
Future	GB	GBP	2,221	44,063	0.39
Kin & Carta	GB	GBP	45,427	36,342	0.32
WPP	GB	GBP	2,020	12,453	0.11
				2,126,826	18.66
소비재					
Imperial Brands	GB	GBP	35,207	430,933	3.78
Origin Enterprises	IE	EUR	46,829	143,190	1.26
C&C Group	IE	GBP	35,311	57,134	0.50
Tesco	GB	GBP	13,416	27,570	0.24
McColl's Retail Group	GB	GBP	74,634	15,300	0.13
				674,127	5.91
건강					
Roche Holding	CH	CHF	1,552	385,449	3.38
Spire Healthcare Group	GB	GBP	126,137	150,103	1.32
Indivior	GB	GBP	93,363	102,979	0.90
Mylan	US	USD	7,327	82,181	0.72
Sanofi	FR	EUR	977	68,002	0.60
				788,714	6.92
금융					
Aviva	GB	GBP	197,539	508,662	4.46
Phoenix Group Holdings	GB	GBP	53,123	351,885	3.09
Quilter	GB	GBP	121,167	148,066	1.30
Just Group	GB	GBP	238,778	100,525	0.88
Natwest Group	GB	GBP	77,683	96,482	0.85
Barclays	GB	GBP	78,470	83,617	0.73
Bank of Georgia Group	GE	GBP	8,740	78,396	0.69
Brooks Macdonald Group	GB	GBP	4,147	65,110	0.57
Close Brothers Group	GB	GBP	5,220	56,220	0.49
Trian Investors 1	GB	GBP	44,563	46,791	0.41
TBC Bank Group	GE	GBP	4,518	41,520	0.36
XPS Pensions Group	GB	GBP	32,324	41,051	0.36
Premier Miton Group	GB	GBP	35,917	39,509	0.35
Secure Trust Bank	GB	GBP	1,909	14,358	0.13
Sherborne Investors Guernsey	GB	GBP	93,008	4,185	0.04
				1,676,377	14.70
부동산					
CLS Holdings	GB	GBP	110,016	218,052	1.91
ADO Properties (A)	DE	EUR	6,411	124,425	1.09
RDI REIT	GB	GBP	97,225	86,335	0.76
LSL Property Services	GB	GBP	14,801	30,341	0.27
				459,153	4.03
폐쇄형 펀드					
Gemfields Group	GB	ZAR	470,471	27,956	0.25
Electra Private Equity	GB	GBP	8,400	14,700	0.13
Keystone Investment Trust	GB	GBP	3,325	8,181	0.07
				50,837	0.45
개방형 펀드					
Fidelity ILF - The US Dollar Fund - A-ACC-USD	IE	USD	26	369,350	3.24
Fidelity ILF - The Sterling Fund - A-ACC-GBP	IE	GBP	1	154	0.00
				369,504	3.24
커뮤니케이션 서비스					
Vodafone Group	GB	GBP	189,846	195,541	1.72
Zegona Communications	GB	GBP	62,686	69,582	0.61
Hellenic Telecommunications Organization	GR	EUR	2,648	27,192	0.24
				292,315	2.56
증권 자격 취득 또는 기타 통제 된 시장 에서 죽음을 맞게					
소비재					
Glenveagh Properties	IE	EUR	222,615	147,152	1.29
				147,152	1.29
금융					
Kaspi KZ	KZ	USD	2,671	88,559	0.78
				88,559	0.78
목록에 없음					
폐쇄형 펀드					
Marwyn Value Investors*	GB	GBP	8,903	10,684	0.09
				10,684	0.09
총 투자 (비용 GBP 13,170,344)				11,459,647	100.52

	CCY	기본 노출	미실현 이익 / (손실) GBP	% 순자산
차액 거래 계약				
Halfords Group (HSBC)	GBP	134,849	3,084	0.03
AIB Group (GB) (JPLS)	EUR	49,737	126	0.00
CRH (IE) (JPLS)	EUR	108,522	(5,707)	(0.05)
Legal & General Group (HSBC)	GBP	535,683	(16,088)	(0.14)

* 이사회 결정으로 가격이 책정된 유가증권.
전체 주석 목록은 6페이지에 나와 있습니다.
별첨 재무제표에 대한 주석은 본 재무제표의 중요한 일부입니다. 투자종목 명세서 및 지역별 배분의 순자산 비율은 반올림되었습니다.

현재 투자종목 명세서서 2020년 10월 31일

	CCY	기본 노출	미실현 이익 / (손실) GBP	% 순자산
Sanofi (UBS)	EUR	295,994	(18,476)	(0.16)
			(37,061)	(0.33)
기타 자산 및 부채			(22,000)	(0.19)
순자산			11,400,586	100.00

지역별 배분

국가	국가 코드	% 순자산
영국	GB	69.99
아일랜드	IE	12.80
스위스	CH	3.38
스웨덴	SE	1.83
노르웨이	NO	1.48
호주	AU	1.42
룩셈부르크	LU	1.29
독일	DE	1.09
미국	US	1.06
그루지야	GE	1.05
오스트리아	AT	1.00
남아프리카 공화국	ZA	0.80
카자흐스탄	KZ	0.78
모나코	MC	0.63
키프로스	CY	0.60
프랑스	FR	0.60
네덜란드	NL	0.49
그리스	GR	0.24
현금 및 기타 순 부채		(0.51)

Fidelity Funds

United Kingdom Fund

현재 투자종목 명세서서 2020년 10월 31일

	국가 코드	CCY	주식 또는 명목	시장 가격 GBP	% 순자산
공인된 주식 또는 공식 증권거래소에서 거래됨					
에너지					
Equinor	NO	NOK	57,418	563,572	1.37
Cairn Energy	GB	GBP	203,673	283,105	0.69
SBM Offshore	NL	EUR	16,277	202,598	0.49
Kosmos Energy	US	GBP	170,147	139,946	0.34
				1,189,221	2.90
유틸리티					
ContourGlobal	GB	GBP	691,511	1,340,148	3.27
				1,340,148	3.27
소재					
CRH	IE	GBP	27,131	737,963	1.80
Arcelormittal	LU	EUR	45,852	480,488	1.17
Essentra	GB	GBP	165,640	408,468	1.00
Rhi Magnesita	AT	GBP	15,885	406,656	0.99
Central Asia Metals	GB	GBP	221,170	372,450	0.91
Sylvania Platinum	ZA	GBP	544,115	349,322	0.85
Perseus Mining	AU	AUD	422,969	281,573	0.69
Endeavour Mining	MC	CAD	12,984	241,688	0.59
Tharisa	CY	GBP	331,931	232,352	0.57
Westgold Resources	AU	AUD	159,987	224,574	0.55
Base Resources	AU	AUD	645,220	82,293	0.20
				3,817,827	9.31
산업재					
Serco Group	GB	GBP	1,081,426	1,399,365	3.41
John Laing Group	GB	GBP	452,336	1,272,874	3.10
DCC	IE	GBP	23,915	1,201,490	2.93
Ultra Electronics Holdings	GB	GBP	60,351	1,134,599	2.77
Meggitt	GB	GBP	175,787	480,426	1.17
Smart Metering Systems	GB	GBP	81,354	472,667	1.15
Babcock International Group	GB	GBP	204,894	445,030	1.09
Morgan Advanced Materials	GB	GBP	176,826	442,065	1.08
Redde Northgate	GB	GBP	246,753	439,220	1.07
Chemring Group	GB	GBP	167,369	435,996	1.06
Tyman	GB	GBP	154,951	413,719	1.01
Mitie Group	GB	GBP	1,403,702	395,844	0.97
Grafton Group	IE	GBP	47,147	317,064	0.77
Norcros	GB	GBP	133,559	232,393	0.57
Keller Group	GB	GBP	45,366	230,459	0.56
SThree	GB	GBP	85,830	211,142	0.51
Cohort	GB	GBP	14,349	86,094	0.21
				9,610,447	23.44
정보 기술					
Telefonaktiebolaget LM Ericsson	SE	SEK	77,318	666,598	1.63
				666,598	1.63
소비재					
Pearson	GB	GBP	224,655	1,145,741	2.79
William Hill	GB	GBP	290,474	797,061	1.94
Dixons Carphone	GB	GBP	818,543	786,211	1.92
Cairn Homes	IE	EUR	1,108,336	782,465	1.91
Inchcape	GB	GBP	143,919	713,550	1.74
Halfords Group	GB	GBP	192,780	463,636	1.13
Frasers Group	GB	GBP	107,087	401,362	0.98
Redrow	GB	GBP	94,616	393,224	0.96
Vistry Group	GB	GBP	70,065	381,854	0.93
Kingfisher	GB	GBP	129,276	371,151	0.91
Vivo Energy	GB	GBP	476,191	360,000	0.88
McCarthy & Stone	GB	GBP	263,437	309,275	0.75
Studio Retail Group	GB	GBP	118,969	285,526	0.70
GVC Holdings	GB	GBP	17,095	165,172	0.40
Future	GB	GBP	8,064	159,990	0.39
Photo-Me International	GB	GBP	279,798	137,101	0.33
Kin & Carta	GB	GBP	140,462	112,370	0.27
WPP	GB	GBP	7,008	43,211	0.11
				7,808,900	19.04
소비재					
Imperial Brands	GB	GBP	115,223	1,410,330	3.44
Origin Enterprises	IE	EUR	167,406	511,887	1.25
C&C Group	IE	GBP	123,030	199,063	0.49
Tesco	GB	GBP	48,509	99,686	0.24
McColl's Retail Group	GB	GBP	289,405	59,328	0.14
				2,280,294	5.56
건강					
Roche Holding	CH	CHF	5,253	1,304,447	3.18
Sanofi	FR	EUR	16,140	1,123,052	2.74
Spire Healthcare Group	GB	GBP	393,652	468,446	1.14
Indivior	GB	GBP	340,842	375,949	0.92
Mylan	US	USD	22,931	257,198	0.63
				3,529,092	8.61
금융					
Legal & General Group	GB	GBP	985,848	1,821,847	4.44
Aviva	GB	GBP	600,117	1,545,301	3.77
Phoenix Group Holdings	GB	GBP	177,959	1,178,800	2.87
Quilter	GB	GBP	403,315	492,851	1.20
Just Group	GB	GBP	767,718	323,209	0.79
Natwest Group	GB	GBP	245,716	305,179	0.74
Barclays	GB	GBP	285,358	304,077	0.74
Bank of Georgia Group	GE	GBP	31,416	281,802	0.69
Brooks Macdonald Group	GB	GBP	14,973	235,076	0.57
Close Brothers Group	GB	GBP	18,423	198,416	0.48
Premier Miton Group	GB	GBP	129,827	142,810	0.35
TBC Bank Group	GE	GBP	15,422	141,728	0.35
XPS Pensions Group	GB	GBP	109,358	138,885	0.34
AIB Group	IE	EUR	156,187	134,566	0.33
Secure Trust Bank	GB	GBP	6,878	51,723	0.13
				7,296,270	17.79
부동산					
CLS Holdings	GB	GBP	396,653	786,166	1.92
ADO Properties (A)	DE	EUR	19,454	377,559	0.92
RDI REIT	GB	GBP	346,376	307,582	0.75
LSL Property Services	GB	GBP	53,618	109,917	0.27
				1,581,224	3.86
폐쇄형 펀드					
Keystone Investment Trust	GB	GBP	11,147	27,422	0.07
				27,422	0.07
개방형 펀드					
Fidelity ILF - The Sterling Fund - A-ACC-GBP	IE	GBP	1	2,519	0.01
				2,519	0.01
커뮤니케이션 서비스					
Vodafone Group	GB	GBP	609,460	627,744	1.53
Zegona Communications	GB	GBP	287,819	319,479	0.78
Hellenic Telecommunications Organization	GR	EUR	9,601	98,607	0.24
				1,045,830	2.55
증권 자격 취득 또는 기타 통제 된 시장 에서 죽음을 맞게					
소비재					
Glenveagh Properties	IE	EUR	713,320	471,515	1.15
				471,515	1.15
금융					
Kaspi KZ	KZ	USD	9,657	320,173	0.78
				320,173	0.78
단주				(4)	(0.00)
총 투자 (비용 GBP 47,016,868)				40,987,476	99.96
기타 자산 및 부채				16,677	0.04
순자산				41,004,153	100.00

별첨 재무제표에 대한 주석은 본 재무제표의 중요한 일부입니다. 투자종목 명세서 및 지역별 ㅔ의 순자산 비율은 반올림되었습니다.

현재 투자종목 명세서서 2020년 10월 31일

지역별 배분

국가	국가 코드	% 순자산
영국	GB	70.37
아일랜드	IE	10.63
스위스	CH	3.18
프랑스	FR	2.74
스웨덴	SE	1.63
호주	AU	1.44
노르웨이	NO	1.37
룩셈부르크	LU	1.17
그루지야	GE	1.03
오스트리아	AT	0.99
미국	US	0.97
독일	DE	0.92
남아프리카 공화국	ZA	0.85
카자흐스탄	KZ	0.78
모나코	MC	0.59
키프로스	CY	0.57
네덜란드	NL	0.49
그리스	GR	0.24
현금 및 기타 순자산		0.04

현재 투자종목 명세서서 2020년 10월 31일

	국가 코드	CCY	주식 또는 명목	시가(USD)	% 순자산
공인된 주식 또는 공식 증권거래소에서 거래됨					
에너지					
Marathon Petroleum	US	USD	1,165,128	33,287,707	0.90
Royal Dutch Shell (B)	NL	GBP	1,792,505	21,572,310	0.58
				54,860,017	1.48
유틸리티					
Orsted	DK	DKK	408,293	64,830,683	1.74
RWE	DE	EUR	1,573,421	58,274,687	1.57
Exelon	US	USD	1,344,378	53,533,150	1.44
E.ON	DE	EUR	4,879,596	50,891,880	1.37
				227,530,400	6.12
소재					
CRH	IE	GBP	1,294,587	45,616,366	1.23
Corteva	US	USD	816,585	26,449,202	0.71
				72,065,568	1.94
산업재					
Norfolk Southern	US	USD	199,167	41,143,956	1.11
Siemens	DE	EUR	323,647	37,970,400	1.02
Kubota	JP	JPY	1,742,713	30,301,628	0.81
THK	JP	JPY	836,502	22,177,627	0.60
Airbus Group	FR	EUR	288,792	21,058,881	0.57
Wizz Air Holdings	CH	GBP	318,667	13,185,400	0.35
Meggitt	GB	GBP	2,987,508	10,577,166	0.28
Plug Power	US	USD	597,502	8,373,984	0.23
				184,789,042	4.97
정보 기술					
Apple	US	USD	1,170,107	127,389,567	3.43
Alphabet (A)	US	USD	77,675	126,026,457	3.39
Microsoft	US	USD	612,439	123,400,348	3.32
TDK	JP	JPY	597,502	70,285,009	1.89
Murata Manufacturing	JP	JPY	916,169	64,506,090	1.73
Z Holdings	JP	JPY	8,564,189	59,760,986	1.61
Telefonaktiebolaget LM Ericsson	SE	SEK	5,178,347	57,835,580	1.56
NXP Semiconductors	NL	USD	358,501	48,071,388	1.29
Visa	US	USD	263,897	47,585,819	1.28
ASML Holding	NL	EUR	129,459	47,057,655	1.27
Global Payments	US	USD	298,751	46,602,132	1.25
PayPal Holdings	US	USD	219,084	40,729,887	1.10
Micron Technology	US	USD	816,585	40,600,628	1.09
Teradyne	US	USD	428,209	37,172,861	1.00
Capgemini	FR	EUR	303,730	35,081,737	0.94
Fidelity National Information Services	US	USD	248,959	30,958,048	0.83
Check Point Software Technologies (H)	IL	USD	268,876	30,697,538	0.83
Match Group	US	USD	248,959	29,207,867	0.79
Adobe	US	USD	61,742	27,502,279	0.74
Ciena	US	USD	677,168	26,599,175	0.72
PTC	US	USD	303,730	25,264,257	0.68
Atos	FR	EUR	358,501	24,475,550	0.66
Western Digital	US	USD	478,001	17,709,945	0.48
				1,184,520,803	31.85
소비재					
Amazon.com	US	USD	31,867	97,059,105	2.61
Charter Communications	US	USD	139,417	84,074,042	2.26
Sony	JP	JPY	687,127	57,174,366	1.54
Dollar Tree	US	USD	577,585	52,086,599	1.40
eBay	US	USD	1,065,544	50,576,065	1.36
Tesla	US	USD	99,584	38,439,265	1.03
Prosus	NL	EUR	308,709	30,851,769	0.83
Booking Holdings	US	USD	17,925	28,978,167	0.78
Autoliv	SE	USD	378,418	28,774,877	0.77
Volkswagen (Pref'd)	DE	EUR	174,271	25,399,648	0.68
Lowe's Cos	US	USD	144,396	22,727,962	0.61
Bridgestone	JP	JPY	677,168	22,075,384	0.59
Pearson	GB	GBP	2,489,590	16,448,209	0.44
				554,665,458	14.91
소비재					
Tesco	GB	GBP	8,365,021	22,268,940	0.60
JDE Peet's	NL	EUR	507,876	18,224,400	0.49
Darling Ingredients	US	USD	348,543	14,858,369	0.40
				55,351,709	1.49
건강					
HCA Healthcare	US	USD	507,876	62,768,432	1.69
UnitedHealth Group	US	USD	189,209	57,871,409	1.56
Bristol-Myers Squibb	US	USD	951,023	55,425,636	1.49
Koninklijke Philips	NL	EUR	1,155,170	53,664,986	1.44
AmerisourceBergen	US	USD	547,710	52,465,116	1.41
Centene	US	USD	717,002	42,285,183	1.14
GN Store Nord	DK	DKK	517,835	37,258,257	1.00
Regeneron Pharmaceuticals	US	USD	64,851	35,148,498	0.95
Cigna	US	USD	204,146	34,035,281	0.92
Genmab	DK	DKK	94,604	31,524,191	0.85
Cooper	US	USD	94,723	30,314,174	0.82
AstraZeneca	GB	GBP	298,751	30,055,716	0.81
Grifols ADR	ES	USD	1,503,712	25,187,179	0.68
Santen Pharmaceutical	JP	JPY	1,195,003	21,301,714	0.57
Mylan	US	USD	1,314,503	19,099,734	0.51
				588,405,506	15.82
금융					
Intercontinental Exchange	US	USD	602,481	56,850,080	1.53
JPMorgan Chase	US	USD	527,793	51,116,754	1.37
Deutsche Boerse	DE	EUR	328,626	48,375,061	1.30
Morgan Stanley	US	USD	916,169	43,664,615	1.17
S&P Global	US	USD	114,521	37,040,713	1.00
AIA Group	HK	HKD	3,485,426	33,175,428	0.89
Voya Financial	US	USD	697,085	33,146,398	0.89
NN Group	NL	EUR	876,336	30,567,985	0.82
Prudential	GB	GBP	2,290,423	27,974,082	0.75
Aviva	GB	GBP	8,165,854	27,239,524	0.73
Citigroup	US	USD	587,543	23,989,388	0.65
Societe Generale	FR	EUR	1,692,921	22,958,010	0.62
ABN AMRO Group	NL	EUR	2,340,214	19,210,684	0.52
M&G	GB	GBP	9,199,853	17,477,672	0.47
Sompo Holdings	JP	JPY	468,043	17,470,322	0.47
ORIX	JP	JPY	796,669	9,323,150	0.25
Equitable Holdings	US	USD	109,290	2,335,527	0.06
				501,915,393	13.50
부동산					
Vonovia	DE	EUR	876,336	55,969,837	1.50
Sun Hung Kai Properties	HK	HKD	1,344,378	17,233,022	0.46
				73,202,859	1.97
개방형 펀드					
Fidelity ILF - The US Dollar Fund - A-ACC-USD	IE	USD	4,186	76,036,971	2.04
				76,036,971	2.04
커뮤니케이션 서비스					
T-Mobile US	US	USD	700,827	76,130,888	2.05
Tele2	SE	SEK	1,394,170	16,554,507	0.45
				92,685,395	2.49
증권 자격 취득 또는 기타 통제 된 시장 에서 죽음을 맞게					
커뮤니케이션 서비스					
Cellnex Telecom	ES	EUR	867,946	55,737,349	1.50
				55,737,349	1.50
단주				5	0.00
총 투자 (비용 USD 3,069,620,915)				3,721,766,475	100.07

	CCY	기본 노출	미실현 이익 / (손실) USD	% 순자산
차액 거래 계약				
Tripadvisor (UBS)	USD	6,608,367	(623,891)	(0.02)
Fidelity National Information Services Svcs (GS)	USD	19,813,151	(1,300,163)	(0.03)
			(1,924,054)	(0.05)

	기본 노출 USD	미실현 이익 / (손실) USD	% 순자산
선물환 계약			
A-ACC 주식 (CZK) (헤지)			
구입 USD 판매 EUR 에 1.18088 18/11/2020	13,207,409	174,998	0.00
구입 USD 판매 DKK 에 0.15865 18/11/2020	2,758,566	36,754	0.00
구입 USD 판매 SEK 에 0.11298 18/11/2020	1,558,661	6,403	0.00
구입 USD 판매 EUR 에 1.18128 18/11/2020	243,809	3,315	0.00
구입 USD 판매 CZK 에 0.04278 18/11/2020	3,247,208	2,726	0.00
구입 USD 판매 HKD 에 0.12901 18/11/2020	1,116,845	510	0.00

별첨 재무제표에 대한 주석은 본 재무제표의 중요한 일부입니다. 투자종목 명세서 및 지역별 배의 순자산 비율은 반올림되었습니다.

현재 투자종목 명세서서 2020년 10월 31일

	기본 노출 USD	미실현 이익 / (손실) USD	% 순자산
구입 HKD 판매 USD 에 7.75188 18/11/2020	114,875	(43)	(0.00)
구입 SEK 판매 USD 에 8.87194 18/11/2020	72,295	(128)	(0.00)
구입 JPY 판매 USD 에 104.03074 18/11/2020	141,255	(697)	(0.00)
구입 GBP 판매 USD 에 0.76604 18/11/2020	109,393	(825)	(0.00)
구입 DKK 판매 USD 에 6.35126 18/11/2020	176,186	(986)	(0.00)
구입 GBP 판매 USD 에 0.77000 18/11/2020	411,818	(993)	(0.00)
구입 EUR 판매 USD 에 0.84666 18/11/2020	217,798	(2,892)	(0.00)
구입 EUR 판매 USD 에 0.85274 18/11/2020	713,233	(4,416)	(0.00)
구입 USD 판매 GBP 에 1.29437 18/11/2020	5,109,210	(4,731)	(0.00)
구입 CZK 판매 USD 에 22.99327 18/11/2020	1,473,275	(25,279)	(0.00)
구입 USD 판매 JPY 에 0.00945 18/11/2020	7,547,091	(91,451)	(0.00)
구입 CZK 판매 USD 에 23.02935 18/11/2020	76,843,089	(1,199,993)	(0.03)
		(1,107,728)	(0.03)
A-ACC 주식 (JPY) (헤지)			
구입 JPY 판매 USD 에 105.83463 18/11/2020	1,374,096	16,925	0.00
구입 USD 판매 EUR 에 1.18088 18/11/2020	260,941	3,457	0.00
구입 USD 판매 DKK 에 0.15865 18/11/2020	54,517	726	0.00
구입 JPY 판매 USD 에 105.48020 18/11/2020	29,322	262	0.00
구입 USD 판매 JPY 에 0.00961 18/11/2020	49,241	244	0.00
구입 USD 판매 SEK 에 0.11298 18/11/2020	30,795	127	0.00
구입 USD 판매 JPY 에 0.00960 18/11/2020	29,196	117	0.00
구입 USD 판매 EUR 에 1.18128 18/11/2020	3,380	46	0.00
구입 USD 판매 HKD 에 0.12901 18/11/2020	22,064	10	0.00
구입 SEK 판매 USD 에 8.87197 18/11/2020	778	(1)	(0.00)
구입 HKD 판매 USD 에 7.75190 18/11/2020	1,832	(1)	(0.00)
구입 DKK 판매 USD 에 6.35125 18/11/2020	2,362	(13)	(0.00)
구입 GBP 판매 USD 에 0.77000 18/11/2020	8,312	(20)	(0.00)
구입 EUR 판매 USD 에 0.85157 18/11/2020	3,993	(30)	(0.00)
구입 EUR 판매 USD 에 0.85274 18/11/2020	7,388	(46)	(0.00)
구입 USD 판매 GBP 에 1.29437 18/11/2020	100,925	(93)	(0.00)
		21,710	0.00
Y-ACC 주식 (EUR) (헤지)			
구입 USD 판매 DKK 에 0.15865 18/11/2020	1,281,741	17,077	0.00
구입 USD 판매 EUR 에 1.18337 18/11/2020	711,848	10,956	0.00
구입 USD 판매 EUR 에 1.17270 18/11/2020	827,808	5,157	0.00
구입 USD 판매 SEK 에 0.11298 18/11/2020	724,215	2,975	0.00
구입 USD 판매 SEK 에 0.11419 18/11/2020	82,035	1,221	0.00
구입 USD 판매 DKK 에 0.15781 18/11/2020	97,761	778	0.00
구입 USD 판매 HKD 에 0.12901 18/11/2020	518,931	237	0.00
구입 HKD 판매 USD 에 7.75188 18/11/2020	30,947	(12)	(0.00)
구입 USD 판매 GBP 에 1.29155 18/11/2020	27,207	(85)	(0.00)
구입 SEK 판매 USD 에 8.87194 18/11/2020	62,050	(110)	(0.00)
구입 JPY 판매 USD 에 104.03075 18/11/2020	39,078	(193)	(0.00)
구입 DKK 판매 USD 에 6.35126 18/11/2020	44,479	(249)	(0.00)
구입 GBP 판매 USD 에 0.77000 18/11/2020	166,234	(401)	(0.00)
구입 SEK 판매 USD 에 8.71152 18/11/2020	20,789	(412)	(0.00)
구입 USD 판매 JPY 에 0.00950 18/11/2020	139,275	(933)	(0.00)
구입 DKK 판매 USD 에 6.28722 18/11/2020	78,365	(1,224)	(0.00)
구입 USD 판매 GBP 에 1.29437 18/11/2020	2,374,002	(2,198)	(0.00)
구입 EUR 판매 USD 에 0.84654 18/11/2020	582,725	(7,816)	(0.00)
구입 EUR 판매 USD 에 0.85148 18/11/2020	1,386,990	(10,611)	(0.00)
구입 USD 판매 JPY 에 0.00945 18/11/2020	3,506,679	(42,666)	(0.00)
구입 EUR 판매 USD 에 0.84671 18/11/2020	29,640,747	(391,824)	(0.01)
		(420,333)	(0.01)
기타 자산 및 부채		817,794	0.02
순자산		3,719,153,864	100.00

지역별 배분

국가	국가 코드	% 순자산
미국	US	54.10
일본	JP	10.07
독일	DE	7.44
네덜란드	NL	7.24
영국	GB	4.09
덴마크	DK	3.59
아일랜드	IE	3.27
프랑스	FR	2.78
스웨덴	SE	2.77
스페인	ES	2.18
홍콩	HK	1.36
이스라엘	IL	0.83
스위스	CH	0.35
현금 및 기타 순 부채		(0.07)

현재 투자종목 명세서서 2020년 10월 31일

	국가 코드	CCY	주식 또는 명목	시가(USD)	% 순자산
공인된 주식 또는 공식 증권거래소에서 거래됨					
에너지					
Reliance Industries	IN	INR	195,083	5,401,154	1.86
CNOOC	CN	HKD	2,125,996	1,938,826	0.67
China Oilfield Services (H)	CN	HKD	1,125,360	678,835	0.23
				8,018,815	2.76
유틸리티					
Guangdong Investment	HK	HKD	2,039,357	3,024,388	1.04
China Resources Gas Group	HK	HKD	356,078	1,545,663	0.53
Huadian Power International (H)	CN	HKD	5,579,194	1,383,540	0.48
				5,953,591	2.05
소재					
BHP Group	AU	AUD	197,605	4,711,480	1.62
Evolution Mining	AU	AUD	758,268	2,967,462	1.02
Korea Zinc	KR	KRW	5,519	1,866,465	0.64
Beijing Oriental Yuhong Waterproof Technology (A)	CN	CNY	263,184	1,461,867	0.50
				11,007,274	3.79
산업재					
SITC International Holdings	HK	HKD	1,612,825	2,490,569	0.86
Pacific Basin Shipping	HK	HKD	16,855,639	2,461,066	0.85
Country Garden Services Holdings	CN	HKD	390,353	2,457,744	0.85
Titan Wind Energy Suzhou	CN	CNY	2,250,696	2,415,447	0.83
Service Stream	AU	AUD	1,243,857	1,754,023	0.60
Hyundai Mipo Dockyard	KR	KRW	58,977	1,466,994	0.51
CIMC Enric Holdings	HK	HKD	3,046,659	1,434,602	0.49
Koentec	KR	KRW	43,392	323,885	0.11
				14,804,330	5.10
정보 기술					
Tencent Holdings	CN	HKD	303,523	23,143,607	7.98
Taiwan Semiconductor Manufacturing	TW	TWD	1,259,603	19,048,446	6.57
Samsung Electronics	KR	KRW	203,198	10,209,347	3.52
MediaTek	TW	TWD	259,918	6,187,143	2.13
Samsung Electronics Perpetual (Pref'd)	KR	KRW	105,731	4,701,919	1.62
NAVER	KR	KRW	14,340	3,672,725	1.27
Hon Hai Precision Industry	TW	TWD	1,302,447	3,535,609	1.22
Tata Consultancy Services	IN	INR	89,646	3,224,711	1.11
Sunny Optical Technology (H)	CN	HKD	176,801	2,938,152	1.01
Appen	AU	AUD	127,643	2,902,207	1.00
Advantech	TW	TWD	176,754	1,791,172	0.62
ASM Pacific Technology	HK	HKD	139,004	1,401,473	0.48
Ming Yuan Cloud Group Holdings	CN	HKD	162,233	692,423	0.24
				83,448,934	28.76
소비재					
Alibaba Group Holding	CN	HKD	379,309	14,412,122	4.97
Alibaba Group Holding ADR	CN	USD	45,472	13,807,674	4.76
JD.com	CN	HKD	108,299	4,403,266	1.52
Shenzhou International Group Holdings	CN	HKD	197,652	3,435,107	1.18
Hyundai Mobis	KR	KRW	15,651	3,134,189	1.08
Galaxy Entertainment Group	HK	HKD	349,414	2,308,384	0.80
Guangzhou Automobile Group (H)	CN	HKD	2,199,307	2,260,872	0.78
Midea Group (A)	CN	CNY	183,656	2,143,900	0.74
SAIC Motor (A)	CN	CNY	411,254	1,425,142	0.49
Mitra Adiperkasa	ID	IDR	17,323,491	763,092	0.26
				48,093,748	16.58
소비재					
Hindustan Unilever	IN	INR	134,810	3,765,966	1.30
Coles Group	AU	AUD	223,475	2,787,023	0.96
Nongfu Spring	CN	HKD	434,720	1,989,954	0.69
Laobaixing Pharmacy Chain	CN	CNY	162,301	1,736,943	0.60
Blackmores	AU	AUD	9,870	487,166	0.17
Bestore	CN	CNY	31,038	267,827	0.09
				11,034,879	3.80
건강					
CSL	AU	AUD	40,459	8,181,210	2.82
WuXi AppTec	CN	HKD	186,075	2,974,007	1.03
Hansoh Pharmaceutical Group	CN	HKD	641,702	2,871,364	0.99
Fisher & Paykel Healthcare (AU)	NZ	AUD	118,638	2,733,753	0.94
Jiangsu Hengrui Medicine	CN	CNY	164,849	2,194,103	0.76
Ramsay Health Care	AU	AUD	37,256	1,632,523	0.56
				20,586,960	7.10
금융					
AIA Group	HK	HKD	1,062,713	10,115,249	3.49
China Construction Bank (H)	CN	HKD	9,581,741	6,607,166	2.28
Ping An Insurance Group (H)	CN	HKD	570,296	5,885,798	2.03
Commonwealth Bank of Australia	AU	AUD	109,340	5,304,982	1.83
Housing Development Finance	IN	INR	125,109	3,249,677	1.12
HDFC Bank	IN	INR	185,072	2,955,811	1.02
Bank Rakyat Indonesia Persero	ID	IDR	12,562,992	2,841,053	0.98
United Overseas Bank	SG	SGD	163,377	2,279,775	0.79
Mega Financial Holding	TW	TWD	1,728,027	1,667,394	0.57
China International Capital (H)	CN	HKD	703,397	1,644,140	0.57
ICICI Lombard General Insurance	IN	INR	97,124	1,617,362	0.56
Kotak Mahindra Bank	IN	INR	70,381	1,469,991	0.51
				45,638,398	15.73
부동산					
China Resources Land	HK	HKD	969,218	3,962,847	1.37
Keppel DC REIT	SG	SGD	1,640,103	3,482,977	1.20
Goodman Group REIT	AU	AUD	206,068	2,665,271	0.92
Link REIT	HK	HKD	342,328	2,612,401	0.90
KE Holdings ADR	CN	USD	33,365	2,327,189	0.80
SM Prime Holdings	PH	PHP	3,057,608	2,128,954	0.73
Shimao Property Holdings	HK	HKD	525,549	1,860,999	0.64
Ascendas India Trust	SG	SGD	1,498,385	1,427,936	0.49
China Merchants Commercial REIT	HK	HKD	4,129,175	1,281,304	0.44
City Developments	SG	SGD	249,731	1,160,363	0.40
Shimao Services Holdings	CN	HKD	8,615	18,441	0.01
				22,928,682	7.90
개방형 펀드					
Fidelity ILF - The US Dollar Fund - A-ACC-USD	IE	USD	1	8,302	0.00
				8,302	0.00
커뮤니케이션 서비스					
China Mobile	HK	HKD	668,361	4,088,057	1.41
HKBN	HK	HKD	2,122,664	3,672,509	1.27
Telstra	AU	AUD	858,854	1,616,645	0.56
				9,377,211	3.23
증권 자격 취득 또는 기타 통제 된 시장 에서 죽음을 맞게					
정보 기술					
Taiwan Union Technology	TW	TWD	710,252	2,368,201	0.82
				2,368,201	0.82
주식 연계 채권					
UBS (Anhui Heli (A)) ELN 21/01/2022	CN	USD	941,605	1,984,421	0.68
				1,984,421	0.68
목록에 없음					
정보 기술					
Sensetime Group*	CN	USD	3,179,950	1,124,430	0.39
				1,124,430	0.39
단주				1	0.00
총 투자 (비용 USD 222,345,128)				286,378,177	98.71

	기본 노출 USD	미실현 이익 / (손실) USD	% 순자산
선물환 계약			
A-HMDIST (G) 주식 (AUD) (헤지)			
구입 USD 판매 INR 에 0.01364 18/11/2020	467,972	7,173	0.00
구입 USD 판매 AUD 에 0.72073 18/11/2020	238,968	6,008	0.00
구입 USD 판매 AUD 에 0.70797 18/11/2020	494,880	3,460	0.00
구입 USD 판매 TWD 에 0.03525 18/11/2020	770,788	2,661	0.00
구입 USD 판매 SGD 에 0.73770 18/11/2020	204,526	1,513	0.00
구입 USD 판매 HKD 에 0.12901 18/11/2020	3,129,150	1,420	0.00
구입 USD 판매 INR 에 0.01354 18/11/2020	89,415	729	0.00
구입 USD 판매 KRW 에 0.00088 18/11/2020	147,762	586	0.00
구입 KRW 판매 USD 에 1147.85014 18/11/2020	23,459	256	0.00
구입 USD 판매 CNY 에 0.14973 18/11/2020	66,131	217	0.00
구입 USD 판매 SGD 에 0.73606 18/11/2020	37,859	195	0.00
구입 USD 판매 AUD 에 0.70387 18/11/2020	157,344	182	0.00
구입 TWD 판매 USD 에 28.55990 18/11/2020	55,553	182	0.00
구입 KRW 판매 USD 에 1141.72998 18/11/2020	30,144	167	0.00
구입 USD 판매 INR 에 0.01358 18/11/2020	11,769	128	0.00

* 이사회 결정으로 가격이 책정된 유가증권.

별첨 재무제표에 대한 주석은 본 재무제표의 중요한 일부입니다. 투자종목 명세서 및 지역별 배분의 순자산 비율은 반올림되었습니다.

현재 투자종목 명세서 2020년 10월 31일

	기본 노출 USD	미실현 이익 / (손실) USD	% 순자산
구입 TWD 판매 USD 에 28.56730 18/11/2020	23,065	81	0.00
구입 USD 판매 PHP 에 0.02066 18/11/2020	50,164	69	0.00
구입 USD 판매 TWD 에 0.03520 18/11/2020	29,101	56	0.00
구입 USD 판매 HKD 에 0.12902 18/11/2020	101,885	52	0.00
구입 USD 판매 NZD 에 0.66745 18/11/2020	4,437	35	0.00
구입 USD 판매 PHP 에 0.02065 18/11/2020	14,115	17	0.00
구입 CNY 판매 USD 에 6.70640 18/11/2020	17,535	16	0.00
구입 PHP 판매 USD 에 48.73596 18/11/2020	2,553	14	0.00
구입 USD 판매 CNY 에 0.14929 18/11/2020	34,505	11	0.00
구입 PHP 판매 USD 에 48.71699 18/11/2020	1,283	6	0.00
구입 NZD 판매 USD 에 1.51342 18/11/2020	2,114	5	0.00
구입 IDR 판매 USD 에 14784.95678 18/11/2020	1,224	5	0.00
구입 NZD 판매 USD 에 1.50469 18/11/2020	598	(2)	(0.00)
구입 HKD 판매 USD 에 7.75376 18/11/2020	31,791	(4)	(0.00)
구입 SGD 판매 USD 에 1.36523 18/11/2020	23,879	(6)	(0.00)
구입 PHP 판매 USD 에 48.36001 18/11/2020	5,978	(14)	(0.00)
구입 IDR 판매 USD 에 14676.00909 18/11/2020	5,550	(17)	(0.00)
구입 TWD 판매 USD 에 28.44000 18/11/2020	22,124	(21)	(0.00)
구입 NZD 판매 USD 에 1.49988 18/11/2020	3,334	(23)	(0.00)
구입 NZD 판매 USD 에 1.50809 18/11/2020	21,550	(29)	(0.00)
구입 SGD 판매 USD 에 1.35713 18/11/2020	5,305	(33)	(0.00)
구입 HKD 판매 USD 에 7.75091 18/11/2020	73,256	(37)	(0.00)
구입 USD 판매 NZD 에 0.66090 18/11/2020	23,111	(46)	(0.00)
구입 USD 판매 INR 에 0.01340 18/11/2020	28,223	(62)	(0.00)
구입 HKD 판매 USD 에 7.75100 18/11/2020	133,041	(65)	(0.00)
구입 TWD 판매 USD 에 28.40500 18/11/2020	40,521	(88)	(0.00)
구입 SGD 판매 USD 에 1.35858 18/11/2020	20,831	(107)	(0.00)
구입 HKD 판매 USD 에 7.75074 18/11/2020	239,783	(125)	(0.00)
구입 USD 판매 IDR 에 0.00007 18/11/2020	72,929	(141)	(0.00)
구입 USD 판매 CNY 에 0.14815 18/11/2020	20,417	(149)	(0.00)
구입 INR 판매 USD 에 73.60398 18/11/2020	16,073	(184)	(0.00)
구입 INR 판매 USD 에 73.60380 18/11/2020	28,379	(325)	(0.00)
구입 USD 판매 TWD 에 0.03504 18/11/2020	124,826	(326)	(0.00)
구입 CNY 판매 USD 에 6.65125 18/11/2020	50,682	(372)	(0.00)
구입 INR 판매 USD 에 73.55999 18/11/2020	39,266	(473)	(0.00)
구입 USD 판매 CNY 에 0.14884 18/11/2020	348,861	(941)	(0.00)
구입 AUD 판매 USD 에 1.39276 18/11/2020	73,666	(1,533)	(0.00)
구입 USD 판매 KRW 에 0.00087 18/11/2020	552,120	(5,133)	(0.00)
구입 AUD 판매 USD 에 1.40563 18/11/2020	1,065,575	(12,540)	(0.00)
구입 AUD 판매 USD 에 1.39027 18/11/2020	5,602,855	(126,408)	(0.04)
		(123,960)	(0.04)
기타 자산 및 부채		3,876,022	1.34
순자산		290,130,239	100.00

지역별 배분

국가	국가 코드	% 순자산
중국	CN	38.13
홍콩	HK	14.57
호주	AU	12.07
대만	TW	11.92
한국	KR	8.75
인도	IN	7.47
싱가포르	SG	2.88
인도네시아	ID	1.24
뉴질랜드	NZ	0.94
필리핀	PH	0.73
아일랜드	IE	0.00
현금 및 기타 순자산		1.30

European Dividend Fund

현재 투자종목 명세서서 2020년 10월 31일

공인된 주식 또는 공식 증권거래소에서 거래됨

	국가 코드	CCY	주식 또는 명목	시장 가격 EUR	% 순자산
에너지					
Total	FR	EUR	78,496	2,026,773	2.47
Equinor	NO	NOK	118,668	1,295,129	1.58
				3,321,902	4.05
유틸리티					
National Grid	GB	GBP	137,274	1,402,752	1.71
Fortum	FI	EUR	83,991	1,356,449	1.66
Enel	IT	EUR	173,639	1,186,648	1.45
				3,945,849	4.82
소재					
BHP Group (UK)	AU	GBP	113,934	1,887,881	2.30
Air Liquide	FR	EUR	11,311	1,419,471	1.73
Victrex	GB	GBP	45,159	926,437	1.13
Fuchs Petrolub (Pref'd)	DE	EUR	11,501	508,120	0.62
				4,741,909	5.79
산업재					
Epiroc	SE	SEK	230,760	2,843,215	3.47
Siemens	DE	EUR	21,574	2,172,527	2.65
RELX	GB	EUR	114,844	1,952,915	2.38
Wolters Kluwer	NL	EUR	24,121	1,678,326	2.05
DCC	IE	GBP	23,361	1,304,993	1.59
Sandvik	SE	SEK	74,436	1,139,219	1.39
Vinci	FR	EUR	15,608	1,058,504	1.29
RELX	GB	GBP	20,815	353,541	0.43
				12,503,240	15.26
소비재					
Persimmon	GB	GBP	62,460	1,622,366	1.98
				1,622,366	1.98
소비재					
Unilever	GB	EUR	46,968	2,280,310	2.78
Swedish Match	SE	SEK	32,059	2,075,951	2.53
Tesco	GB	GBP	727,973	1,663,425	2.03
Unilever	GB	GBP	33,310	1,631,174	1.99
British American Tobacco	GB	GBP	37,148	1,011,161	1.23
Pernod Ricard	FR	EUR	6,185	855,946	1.04
				9,517,967	11.62
건강					
Sanofi	FR	EUR	41,539	3,213,853	3.92
Novo Nordisk	DK	DKK	45,470	2,507,885	3.06
Roche Holding (B)	CH	CHF	5,638	1,559,202	1.90
Koninklijke Philips	NL	EUR	27,545	1,098,345	1.34
Roche Holding	CH	CHF	243	67,192	0.08
				8,446,477	10.31
금융					
Allianz	DE	EUR	20,074	3,032,361	3.70
3i Group	GB	GBP	213,972	2,286,427	2.79
Hannover Rueck	DE	EUR	18,098	2,256,810	2.75
St James's Place	GB	GBP	224,795	2,247,598	2.74
Tryg	DK	DKK	84,868	2,021,455	2.47
Admiral Group	GB	GBP	60,221	1,841,424	2.25
AXA	FR	EUR	128,667	1,775,606	2.17
NN Group	NL	EUR	59,193	1,772,238	2.16
Legal & General Group	GB	GBP	859,439	1,766,010	2.16
Zurich Insurance Group	CH	CHF	5,761	1,640,589	2.00
Deutsche Boerse	DE	EUR	11,732	1,482,342	1.81
Sampo	FI	EUR	45,392	1,470,708	1.80
DNB	NO	NOK	121,587	1,408,520	1.72
				25,002,088	30.52
부동산					
Vonovia	DE	EUR	52,643	2,885,870	3.52
				2,885,870	3.52
개방형 펀드					
Fidelity ILF - The Euro Fund - A-ACC-EUR	IE	EUR	14	192,469	0.23
				192,469	0.23
커뮤니케이션 서비스					
Elisa	FI	EUR	33,811	1,428,174	1.74
Infrastrutture Wireless Italiane	IT	EUR	93,994	872,262	1.06
				2,300,436	2.81

증권 자격 취득 또는 기타 통제 된 시장 에서 죽음을 맞게

	국가 코드	CCY	주식 또는 명목	시장 가격 EUR	% 순자산
유틸리티					
Endesa	ES	EUR	86,305	1,985,884	2.42
Iberdrola	ES	EUR	170,828	1,729,633	2.11
				3,715,517	4.53
산업재					
Ferrovial	ES	EUR	130,483	2,423,728	2.96
				2,423,728	2.96
소비재					
Industria de Diseno Textil	ES	EUR	49,423	1,047,270	1.28
				1,047,270	1.28
단주				(4)	(0.00)
총 투자 (비용 EUR 83,622,256)				81,667,084	99.68

선물환 계약

	기본 노출 EUR	미실현 이익 / (손실) EUR	% 순자산
A-HMDIST (G) 주식 (AUD) (헤지)			
구입 EUR 판매 NOK 에 0.09162 18/11/2020	130,894	2,402	0.00
구입 GBP 판매 EUR 에 0.90904 18/11/2020	48,183	508	0.00
구입 GBP 판매 EUR 에 0.90282 18/11/2020	26,140	95	0.00
구입 GBP 판매 EUR 에 0.90399 18/11/2020	15,819	78	0.00
구입 CHF 판매 EUR 에 1.07388 18/11/2020	11,174	68	0.00
구입 EUR 판매 AUD 에 0.60366 18/11/2020	63,462	42	0.00
구입 SEK 판매 EUR 에 10.40365 18/11/2020	8,535	38	0.00
구입 SEK 판매 EUR 에 10.37600 18/11/2020	16,904	29	0.00
구입 EUR 판매 SEK 에 0.09653 18/11/2020	11,421	(2)	(0.00)
구입 NOK 판매 EUR 에 11.08076 18/11/2020	4,187	(13)	(0.00)
구입 NOK 판매 EUR 에 10.92538 18/11/2020	2,746	(47)	(0.00)
구입 EUR 판매 GBP 에 1.10223 18/11/2020	13,340	(113)	(0.00)
구입 NOK 판매 EUR 에 10.96525 18/11/2020	9,375	(126)	(0.00)
구입 EUR 판매 AUD 에 0.60078 18/11/2020	92,660	(380)	(0.00)
구입 EUR 판매 AUD 에 0.59951 18/11/2020	152,322	(946)	(0.00)
구입 EUR 판매 CHF 에 0.92849 18/11/2020	151,963	(1,362)	(0.00)
구입 EUR 판매 SEK 에 0.09580 18/11/2020	274,589	(2,103)	(0.00)
구입 EUR 판매 GBP 에 1.09622 18/11/2020	937,354	(13,020)	(0.02)
구입 AUD 판매 EUR 에 1.64268 18/11/2020	3,876,526	(35,056)	(0.04)
		(49,908)	(0.06)
A-MINCOME (G) 주식 (HKD) (헤지)			
구입 HKD 판매 EUR 에 9.15346 18/11/2020	961,986	12,322	0.02
구입 EUR 판매 NOK 에 0.09162 18/11/2020	32,714	600	0.00
구입 GBP 판매 EUR 에 0.90399 18/11/2020	7,854	39	0.00
구입 GBP 판매 EUR 에 0.90282 18/11/2020	5,649	20	0.00
구입 CHF 판매 EUR 에 1.07388 18/11/2020	1,956	12	0.00
구입 SEK 판매 EUR 에 10.40365 18/11/2020	1,721	8	0.00
구입 SEK 판매 EUR 에 10.37600 18/11/2020	2,805	5	0.00
구입 EUR 판매 SEK 에 0.09665 18/11/2020	2,771	3	0.00
구입 NOK 판매 EUR 에 11.08074 18/11/2020	812	(2)	(0.00)
구입 NOK 판매 EUR 에 10.96527 18/11/2020	2,481	(33)	(0.00)
구입 EUR 판매 HKD 에 0.10986 18/11/2020	15,756	(112)	(0.00)
구입 EUR 판매 HKD 에 0.11001 18/11/2020	28,138	(162)	(0.00)
구입 EUR 판매 HKD 에 0.10884 18/11/2020	20,558	(337)	(0.00)
구입 EUR 판매 CHF 에 0.92849 18/11/2020	37,944	(340)	(0.00)
구입 EUR 판매 SEK 에 0.09580 18/11/2020	68,623	(526)	(0.00)
구입 EUR 판매 GBP 에 1.09622 18/11/2020	234,227	(3,254)	(0.00)
		8,243	0.01
A-MINCOME (G) 주식 (USD) (헤지)			
구입 USD 판매 EUR 에 1.18056 18/11/2020	25,448,621	330,340	0.40
구입 EUR 판매 NOK 에 0.09162 18/11/2020	864,954	15,873	0.02
구입 GBP 판매 EUR 에 0.90399 18/11/2020	294,362	1,451	0.00
구입 GBP 판매 EUR 에 0.90517 18/11/2020	72,362	452	0.00
구입 CHF 판매 EUR 에 1.07388 18/11/2020	66,767	408	0.00
구입 SEK 판매 EUR 에 10.37600 18/11/2020	99,123	172	0.00
구입 GBP 판매 EUR 에 0.90076 18/11/2020	82,375	110	0.00
구입 EUR 판매 SEK 에 0.09653 18/11/2020	63,526	(9)	(0.00)
구입 NOK 판매 EUR 에 10.92538 18/11/2020	11,789	(200)	(0.00)
구입 NOK 판매 EUR 에 10.96525 18/11/2020	67,997	(912)	(0.00)
구입 EUR 판매 USD 에 0.85662 18/11/2020	721,619	(1,199)	(0.00)
구입 EUR 판매 USD 에 0.85153 18/11/2020	545,462	(4,146)	(0.01)
구입 EUR 판매 CHF 에 0.92849 18/11/2020	1,003,969	(8,997)	(0.01)

별첨 재무제표에 대한 주석은 본 재무제표의 중요한 일부입니다. 투자종목 명세서 및 지역별 배분의 순자산 비율은 반올림되었습니다.

현재 투자종목 명세서서 2020년 10월 31일

	기본 노출 EUR	미실현 이익 / (손실) EUR	% 순자산
구입 EUR 판매 SEK 에 0.09580 18/11/2020	1,814,457	(13,897)	(0.02)
구입 EUR 판매 USD 에 0.84355 18/11/2020	907,043	(15,325)	(0.02)
구입 EUR 판매 GBP 에 1.09622 18/11/2020	6,194,182	(86,039)	(0.11)
		218,082	0.27
기타 자산 및 부채		86,594	0.11
순자산		81,930,095	100.00

지역별 배분

국가	국가 코드	% 순자산
영국	GB	25.61
독일	DE	15.06
프랑스	FR	12.63
스페인	ES	8.77
스웨덴	SE	7.39
네덜란드	NL	5.55
덴마크	DK	5.53
핀란드	FI	5.19
스위스	CH	3.99
노르웨이	NO	3.30
이탈리아	IT	2.51
호주	AU	2.30
아일랜드	IE	1.83
현금 및 기타 순자산		0.32

현재 투자종목 명세서서 2020년 10월 31일

	국가 코드	CCY	주식 또는 명목	시가(USD)	% 순자산
공인된 주식 또는 공식 증권거래소에서 거래됨					
유틸리티					
National Grid	GB	GBP	16,697,091	198,781,962	2.40
Enel	IT	EUR	24,756,931	197,113,487	2.38
Edison International	US	USD	1,107,010	61,715,794	0.74
				457,611,243	5.52
소재					
Akzo Nobel	NL	EUR	1,510,645	145,550,130	1.76
				145,550,130	1.76
산업재					
Schneider Electric	FR	EUR	2,294,011	278,488,839	3.36
Wolters Kluwer	NL	EUR	3,153,691	255,651,338	3.09
RELX	GB	EUR	9,766,327	193,487,298	2.34
Sandvik	SE	SEK	7,784,927	138,811,675	1.68
Hubbell (B)	US	USD	320,886	46,534,847	0.56
				912,973,997	11.02
정보 기술					
Taiwan Semiconductor Manufacturing	TW	TWD	26,601,334	402,280,792	4.86
Samsung Electronics Perpetual (Pref'd)	KR	KRW	5,648,140	251,175,043	3.03
Cisco Systems	US	USD	6,996,964	249,301,815	3.01
Intel	US	USD	4,358,161	191,541,190	2.31
KLA-Tencor	US	USD	694,180	137,669,719	1.66
Texas Instruments	US	USD	689,582	98,755,108	1.19
Oracle	US	USD	1,489,498	83,352,318	1.01
				1,414,075,985	17.07
소비재					
Bridgestone	JP	JPY	3,328,661	108,512,834	1.31
Informa	GB	GBP	15,556,981	84,240,757	1.02
				192,753,591	2.33
소비재					
Unilever	GB	GBP	6,300,485	359,452,884	4.34
Procter & Gamble	US	USD	1,963,931	268,214,047	3.24
Kimberly-Clark	US	USD	1,797,512	238,601,701	2.88
Tesco	GB	GBP	70,728,177	188,289,000	2.27
Colgate-Palmolive	US	USD	1,154,821	91,392,519	1.10
				1,145,950,151	13.83
건강					
Roche Holding	CH	CHF	883,125	284,094,062	3.43
Novartis	CH	CHF	2,921,991	227,987,042	2.75
Pfizer	US	USD	6,057,293	212,489,824	2.56
Sanofi	FR	EUR	1,828,773	164,845,428	1.99
Astellas Pharma	JP	JPY	7,706,682	105,720,582	1.28
GlaxoSmithKline	GB	GBP	5,845,821	97,827,605	1.18
Johnson & Johnson	US	USD	614,188	83,633,999	1.01
				1,176,598,542	14.20
금융					
BlackRock	US	USD	437,655	259,113,654	3.13
Deutsche Boerse	DE	EUR	1,667,870	245,517,275	2.96
CME Group	US	USD	1,209,068	180,272,033	2.18
Zurich Insurance Group	CH	CHF	494,661	164,122,012	1.98
Muenchener Rueckversicherungs-Gesellschaft	DE	EUR	676,251	158,203,436	1.91
Admiral Group	GB	GBP	4,070,376	145,006,621	1.75
Progressive	US	USD	1,465,593	133,544,802	1.61
Allianz	DE	EUR	640,794	112,774,920	1.36
RSA Insurance Group	GB	GBP	19,496,796	106,989,177	1.29
US Bancorp	US	USD	2,379,519	90,992,818	1.10
Singapore Exchange	SG	SGD	7,148,120	45,374,300	0.55
				1,641,911,048	19.82
개방형 펀드					
Fidelity ILF - The US Dollar Fund - A-ACC-USD	IE	USD	14,929	271,196,435	3.27
				271,196,435	3.27
커뮤니케이션 서비스					
KDDI	JP	JPY	5,265,744	142,400,742	1.72
Verizon Communications	US	USD	2,434,686	138,557,975	1.67
China Mobile	HK	HKD	13,450,077	82,267,973	0.99
				363,226,690	4.38
증권 자격 취득 또는 기타 통제 된 시장 에서 죽음을 맞게					
유틸리티					
Iberdrola	ES	EUR	22,930,916	270,496,099	3.27
Endesa	ES	EUR	5,167,271	138,523,182	1.67
				409,019,281	4.94
산업재					
Ferrovial	ES	EUR	3,435,960	74,356,929	0.90
				74,356,929	0.90
총 투자 (비용 USD 7,720,234,806)				8,205,224,022	99.04

선물환 계약

	기본 노출 USD	미실현 이익 / (손실) USD	% 순자산
A-ACC 주식 (EUR) (헤지)			
구입 USD 판매 CHF 에 1.09668 18/11/2020	68,062,905	298,947	0.00
구입 USD 판매 EUR 에 1.18112 18/11/2020	11,285,373	151,857	0.00
구입 USD 판매 TWD 에 0.03525 18/11/2020	41,462,519	143,158	0.00
구입 USD 판매 EUR 에 1.17269 18/11/2020	22,072,989	137,502	0.00
구입 USD 판매 SEK 에 0.11298 18/11/2020	14,609,199	60,013	0.00
구입 JPY 판매 USD 에 105.23477 18/11/2020	3,376,103	22,212	0.00
구입 USD 판매 SGD 에 0.73770 18/11/2020	1,918,285	14,187	0.00
구입 USD 판매 GBP 에 1.30123 18/11/2020	1,501,307	6,562	0.00
구입 USD 판매 CHF 에 1.09778 18/11/2020	1,160,561	6,268	0.00
구입 USD 판매 HKD 에 0.12901 18/11/2020	8,549,503	3,905	0.00
구입 USD 판매 SGD 에 0.73794 18/11/2020	406,343	3,138	0.00
구입 USD 판매 SGD 에 0.73632 18/11/2020	522,703	2,885	0.00
구입 USD 판매 SGD 에 0.73675 18/11/2020	388,622	2,369	0.00
구입 TWD 판매 USD 에 28.49100 18/11/2020	2,663,739	2,260	0.00
구입 USD 판매 SGD 에 0.73481 18/11/2020	571,619	1,973	0.00
구입 USD 판매 SGD 에 0.73254 18/11/2020	629,616	224	0.00
구입 HKD 판매 USD 에 7.75188 18/11/2020	536,773	(201)	(0.00)
구입 GBP 판매 USD 에 0.77098 18/11/2020	1,766,074	(2,026)	(0.00)
구입 SEK 판매 USD 에 8.87194 18/11/2020	1,175,842	(2,084)	(0.00)
구입 GBP 판매 USD 에 0.77081 18/11/2020	2,931,729	(4,000)	(0.00)
구입 JPY 판매 USD 에 104.03074 18/11/2020	1,487,853	(7,346)	(0.00)
구입 GBP 판매 USD 에 0.77000 18/11/2020	3,451,041	(8,323)	(0.00)
구입 CHF 판매 USD 에 0.90804 18/11/2020	1,424,394	(12,154)	(0.00)
구입 CHF 판매 USD 에 0.91067 18/11/2020	2,641,791	(14,941)	(0.00)
구입 CHF 판매 USD 에 0.90688 18/11/2020	1,960,674	(19,199)	(0.00)
구입 EUR 판매 USD 에 0.84654 18/11/2020	8,718,319	(116,942)	(0.00)
구입 USD 판매 GBP 에 1.29379 18/11/2020	119,801,099	(164,874)	(0.00)
구입 USD 판매 KRW 에 0.00087 18/11/2020	24,422,817	(229,842)	(0.00)
구입 USD 판매 JPY 에 0.00945 18/11/2020	38,874,975	(471,064)	(0.01)
구입 EUR 판매 USD 에 0.84624 18/11/2020	283,607,280	(3,902,880)	(0.05)
구입 EUR 판매 USD 에 0.84630 18/11/2020	323,397,708	(4,428,055)	(0.05)
		(8,526,471)	(0.10)
A-ACC 주식 (HUF) (헤지)			
구입 USD 판매 EUR 에 1.18125 18/11/2020	10,105,603	137,114	0.00
구입 USD 판매 HUF 에 0.00325 18/11/2020	898,893	21,222	0.00
구입 USD 판매 CHF 에 1.09641 18/11/2020	2,941,203	12,207	0.00
구입 USD 판매 HUF 에 0.00322 18/11/2020	436,041	6,544	0.00
구입 USD 판매 TWD 에 0.03525 18/11/2020	1,791,747	6,186	0.00
구입 USD 판매 HUF 에 0.00320 18/11/2020	494,142	3,018	0.00
구입 USD 판매 SEK 에 0.11298 18/11/2020	631,322	2,593	0.00
구입 USD 판매 EUR 에 1.18128 18/11/2020	134,491	1,829	0.00
구입 JPY 판매 USD 에 105.35136 18/11/2020	123,053	947	0.00
구입 USD 판매 SGD 에 0.73770 18/11/2020	82,894	613	0.00
구입 USD 판매 HUF 에 0.00318 18/11/2020	1,104,675	423	0.00
구입 USD 판매 GBP 에 1.30123 18/11/2020	91,079	398	0.00
구입 USD 판매 CHF 에 1.09778 18/11/2020	65,185	352	0.00
구입 USD 판매 HKD 에 0.12901 18/11/2020	369,449	169	0.00
구입 USD 판매 SGD 에 0.73794 18/11/2020	17,721	137	0.00
구입 USD 판매 SGD 에 0.73632 18/11/2020	21,456	118	0.00
구입 TWD 판매 USD 에 28.49100 18/11/2020	135,657	115	0.00
구입 USD 판매 SGD 에 0.73675 18/11/2020	17,209	105	0.00
구입 USD 판매 SGD 에 0.73481 18/11/2020	21,456	74	0.00
구입 JPY 판매 USD 에 104.60005 18/11/2020	90,510	46	0.00
구입 TWD 판매 USD 에 28.47700 18/11/2020	46,371	17	0.00
구입 USD 판매 SGD 에 0.73254 18/11/2020	23,360	8	0.00
구입 HKD 판매 USD 에 7.75188 18/11/2020	37,023	(14)	(0.00)
구입 KRW 판매 USD 에 1133.81001 18/11/2020	19,888	(29)	(0.00)
구입 SEK 판매 USD 에 8.87194 18/11/2020	39,608	(70)	(0.00)
구입 GBP 판매 USD 에 0.77081 18/11/2020	132,458	(181)	(0.00)
구입 JPY 판매 USD 에 104.03073 18/11/2020	55,219	(273)	(0.00)
구입 GBP 판매 USD 에 0.77098 18/11/2020	241,253	(277)	(0.00)
구입 CHF 판매 USD 에 0.91297 18/11/2020	94,308	(297)	(0.00)
구입 GBP 판매 USD 에 0.77000 18/11/2020	200,260	(483)	(0.00)
구입 SEK 판매 USD 에 8.75739 18/11/2020	34,885	(511)	(0.00)
구입 CHF 판매 USD 에 0.90804 18/11/2020	61,121	(522)	(0.00)

별첨 재무제표에 대한 주석은 본 재무제표의 중요한 일부입니다. 투자종목 명세서 및 지역별 배분의 순자산 비율은 반올림되었습니다.

현재 투자종목 명세서 2020년 10월 31일

	기본 노출 USD	미실현 이익 / (손실) USD	% 순자산
구입 CHF 판매 USD 에 0.91067 18/11/2020	139,568	(789)	(0.00)
구입 EUR 판매 USD 에 0.85321 18/11/2020	204,757	(1,156)	(0.00)
구입 CHF 판매 USD 에 0.90402 18/11/2020	90,375	(1,168)	(0.00)
구입 EUR 판매 USD 에 0.85157 18/11/2020	302,383	(2,283)	(0.00)
구입 EUR 판매 USD 에 0.85274 18/11/2020	408,567	(2,529)	(0.00)
구입 EUR 판매 USD 에 0.84783 18/11/2020	216,198	(2,574)	(0.00)
구입 USD 판매 GBP 에 1.29474 18/11/2020	5,177,098	(3,331)	(0.00)
구입 EUR 판매 USD 에 0.84372 18/11/2020	236,098	(3,943)	(0.00)
구입 HUF 판매 USD 에 311.38830 18/11/2020	625,027	(6,909)	(0.00)
구입 USD 판매 KRW 에 0.00087 18/11/2020	1,035,302	(9,721)	(0.00)
구입 USD 판매 JPY 에 0.00945 18/11/2020	1,679,931	(20,440)	(0.00)
구입 HUF 판매 USD 에 302.76450 18/11/2020	36,577,866	(1,406,128)	(0.02)
		(1,269,393)	(0.02)

A-HMDIST (G) 주식 (AUD) (헤지)

구입 USD 판매 EUR 에 1.18108 18/11/2020	23,471,278	315,012	0.00
구입 USD 판매 CHF 에 1.09641 18/11/2020	6,831,360	28,351	0.00
구입 USD 판매 AUD 에 0.71302 18/11/2020	1,430,295	20,281	0.00
구입 USD 판매 TWD 에 0.03525 18/11/2020	4,161,507	14,368	0.00
구입 USD 판매 AUD 에 0.70889 18/11/2020	1,242,579	10,313	0.00
구입 USD 판매 SEK 에 0.11298 18/11/2020	1,466,297	6,023	0.00
구입 USD 판매 EUR 에 1.18128 18/11/2020	399,395	5,430	0.00
구입 USD 판매 AUD 에 0.70447 18/11/2020	2,146,427	4,309	0.00
구입 JPY 판매 USD 에 105.23477 18/11/2020	332,926	2,190	0.00
구입 JPY 판매 USD 에 105.47080 18/11/2020	173,475	1,533	0.00
구입 USD 판매 AUD 에 0.70411 18/11/2020	980,832	1,475	0.00
구입 USD 판매 SGD 에 0.73770 18/11/2020	192,517	1,424	0.00
구입 USD 판매 GBP 에 1.30123 18/11/2020	256,523	1,121	0.00
구입 USD 판매 CHF 에 1.09778 18/11/2020	176,885	955	0.00
구입 USD 판매 HKD 에 0.12901 18/11/2020	858,102	392	0.00
구입 USD 판매 SGD 에 0.73794 18/11/2020	41,301	319	0.00
구입 USD 판매 SGD 에 0.73632 18/11/2020	48,697	269	0.00
구입 USD 판매 SGD 에 0.73675 18/11/2020	40,861	249	0.00
구입 USD 판매 SGD 에 0.73481 18/11/2020	55,580	192	0.00
구입 TWD 판매 USD 에 28.49100 18/11/2020	120,357	102	0.00
구입 TWD 판매 USD 에 28.47000 18/11/2020	207,808	23	0.00
구입 USD 판매 SGD 에 0.73254 18/11/2020	59,461	21	0.00
구입 HKD 판매 USD 에 7.75188 18/11/2020	66,423	(25)	(0.00)
구입 KRW 판매 USD 에 1133.80994 18/11/2020	37,160	(54)	(0.00)
구입 JPY 판매 USD 에 104.03074 18/11/2020	32,915	(163)	(0.00)
구입 GBP 판매 USD 에 0.77081 18/11/2020	149,324	(204)	(0.00)
구입 SEK 판매 USD 에 8.87194 18/11/2020	139,079	(247)	(0.00)
구입 GBP 판매 USD 에 0.77098 18/11/2020	558,513	(641)	(0.00)
구입 GBP 판매 USD 에 0.77000 18/11/2020	393,377	(949)	(0.00)
구입 CHF 판매 USD 에 0.91067 18/11/2020	236,090	(1,335)	(0.00)
구입 CHF 판매 USD 에 0.90688 18/11/2020	168,379	(1,649)	(0.00)
구입 CHF 판매 USD 에 0.90803 18/11/2020	361,220	(3,082)	(0.00)
구입 EUR 판매 USD 에 0.85157 18/11/2020	589,500	(4,451)	(0.00)
구입 EUR 판매 USD 에 0.85274 18/11/2020	813,499	(5,036)	(0.00)
구입 EUR 판매 USD 에 0.84666 18/11/2020	472,801	(6,278)	(0.00)
구입 EUR 판매 USD 에 0.85148 18/11/2020	858,501	(6,568)	(0.00)
구입 USD 판매 GBP 에 1.29433 18/11/2020	12,024,185	(11,504)	(0.00)
구입 USD 판매 KRW 에 0.00087 18/11/2020	2,455,375	(23,112)	(0.00)
구입 AUD 판매 USD 에 1.38732 18/11/2020	938,068	(23,112)	(0.00)
구입 USD 판매 JPY 에 0.00945 18/11/2020	3,901,802	(47,474)	(0.00)
구입 AUD 판매 USD 에 1.39025 18/11/2020	84,988,496	(1,918,611)	(0.02)
		(1,640,143)	(0.02)

A-HMDIST (G) 주식 (PLN) (헤지)

구입 USD 판매 EUR 에 1.18088 18/11/2020	3,140,731	41,615	0.00
구입 USD 판매 CHF 에 1.09641 18/11/2020	914,124	3,794	0.00
구입 USD 판매 TWD 에 0.03525 18/11/2020	556,848	1,923	0.00
구입 USD 판매 EUR 에 1.17427 18/11/2020	109,201	828	0.00
구입 USD 판매 SEK 에 0.11298 18/11/2020	196,204	806	0.00
구입 USD 판매 EUR 에 1.18112 18/11/2020	59,787	804	0.00
구입 USD 판매 EUR 에 1.18128 18/11/2020	51,163	696	0.00
구입 USD 판매 GBP 에 1.30541 18/11/2020	74,236	564	0.00
구입 USD 판매 PLN 에 0.25288 18/11/2020	335,670	379	0.00
구입 USD 판매 SGD 에 0.73794 18/11/2020	31,195	241	0.00
구입 USD 판매 CHF 에 1.10128 18/11/2020	26,533	228	0.00
구입 USD 판매 KRW 에 0.00089 18/11/2020	29,809	207	0.00
구입 JPY 판매 USD 에 105.23478 18/11/2020	31,274	206	0.00
구입 USD 판매 GBP 에 1.30123 18/11/2020	33,167	145	0.00
구입 USD 판매 CHF 에 1.09778 18/11/2020	23,039	124	0.00
구입 USD 판매 HKD 에 0.12901 18/11/2020	127,134	58	0.00
구입 USD 판매 SGD 에 0.73632 18/11/2020	7,616	42	0.00
구입 USD 판매 SGD 에 0.73576 18/11/2020	8,348	40	0.00
구입 USD 판매 SGD 에 0.73675 18/11/2020	5,565	34	0.00
구입 USD 판매 SGD 에 0.73713 18/11/2020	4,613	31	0.00
구입 TWD 판매 USD 에 28.49100 18/11/2020	30,575	26	0.00
구입 USD 판매 SGD 에 0.73481 18/11/2020	4,028	14	0.00
구입 HKD 판매 USD 에 7.75188 18/11/2020	11,146	(4)	(0.00)
구입 USD 판매 JPY 에 0.00956 18/11/2020	27,787	(20)	(0.00)
구입 USD 판매 GBP 에 1.29303 18/11/2020	39,385	(77)	(0.00)
구입 USD 판매 TWD 에 0.03501 18/11/2020	35,385	(123)	(0.00)
구입 JPY 판매 USD 에 104.03074 18/11/2020	26,393	(130)	(0.00)
구입 GBP 판매 USD 에 0.76743 18/11/2020	24,107	(138)	(0.00)
구입 GBP 판매 USD 에 0.77000 18/11/2020	93,766	(226)	(0.00)
구입 CHF 판매 USD 에 0.91067 18/11/2020	48,426	(274)	(0.00)
구입 EUR 판매 USD 에 0.84504 18/11/2020	72,541	(1,100)	(0.00)
구입 USD 판매 GBP 에 1.29463 18/11/2020	1,608,968	(1,173)	(0.00)
구입 EUR 판매 USD 에 0.85274 18/11/2020	190,446	(1,179)	(0.00)
구입 USD 판매 KRW 에 0.00087 18/11/2020	332,770	(3,067)	(0.00)
구입 PLN 판매 USD 에 3.88919 18/11/2020	343,748	(6,057)	(0.00)
구입 USD 판매 JPY 에 0.00945 18/11/2020	522,098	(6,352)	(0.00)
구입 PLN 판매 USD 에 3.79250 18/11/2020	206,697	(8,690)	(0.00)
구입 PLN 판매 USD 에 3.82478 18/11/2020	426,612	(14,458)	(0.00)
구입 PLN 판매 USD 에 3.79216 18/11/2020	11,310,028	(476,498)	(0.01)
		(466,761)	(0.01)

A-HMDIST (G) 주식 (RMB) (헤지)

구입 USD 판매 EUR 에 1.18088 18/11/2020	14,550,573	192,795	0.00
구입 CNY 판매 USD 에 6.71850 18/11/2020	52,398,869	141,668	0.00
구입 USD 판매 CHF 에 1.09641 18/11/2020	4,234,974	17,576	0.00
구입 USD 판매 TWD 에 0.03525 18/11/2020	2,579,843	8,907	0.00
구입 CNY 판매 USD 에 6.76800 18/11/2020	734,811	7,415	0.00
구입 USD 판매 SEK 에 0.11298 18/11/2020	908,998	3,734	0.00
구입 USD 판매 EUR 에 1.18128 18/11/2020	186,819	2,540	0.00
구입 JPY 판매 USD 에 105.23477 18/11/2020	187,225	1,232	0.00
구입 USD 판매 SGD 에 0.73770 18/11/2020	119,362	883	0.00
구입 USD 판매 GBP 에 1.30123 18/11/2020	127,743	558	0.00
구입 USD 판매 CHF 에 1.09778 18/11/2020	91,827	496	0.00
구입 USD 판매 HKD 에 0.12901 18/11/2020	531,955	243	0.00
구입 USD 판매 SGD 에 0.73794 18/11/2020	25,190	195	0.00
구입 USD 판매 SGD 에 0.73632 18/11/2020	33,465	185	0.00
구입 USD 판매 SGD 에 0.73675 18/11/2020	25,044	153	0.00
구입 USD 판매 SGD 에 0.73481 18/11/2020	36,907	127	0.00
구입 TWD 판매 USD 에 28.49100 18/11/2020	125,952	107	0.00
구입 USD 판매 SGD 에 0.73254 18/11/2020	40,642	14	0.00
구입 HKD 판매 USD 에 7.75188 18/11/2020	25,168	(9)	(0.00)
구입 SEK 판매 USD 에 8.87194 18/11/2020	59,344	(105)	(0.00)
구입 GBP 판매 USD 에 0.77081 18/11/2020	226,905	(310)	(0.00)
구입 JPY 판매 USD 에 104.03074 18/11/2020	80,614	(398)	(0.00)
구입 GBP 판매 USD 에 0.77000 18/11/2020	198,182	(478)	(0.00)
구입 USD 판매 CNY 에 0.14911 18/11/2020	651,351	(604)	(0.00)
구입 CHF 판매 USD 에 0.91067 18/11/2020	157,027	(888)	(0.00)
구입 CHF 판매 USD 에 0.90688 18/11/2020	172,349	(1,688)	(0.00)
구입 USD 판매 CNY 에 0.14869 18/11/2020	640,113	(2,400)	(0.00)
구입 EUR 판매 USD 에 0.85274 18/11/2020	418,769	(2,593)	(0.00)
구입 EUR 판매 USD 에 0.84666 18/11/2020	284,059	(3,772)	(0.00)
구입 EUR 판매 USD 에 0.85157 18/11/2020	500,253	(3,777)	(0.00)
구입 USD 판매 CNY 에 0.14883 18/11/2020	1,508,033	(4,223)	(0.00)
구입 USD 판매 GBP 에 1.29437 18/11/2020	7,454,192	(6,902)	(0.00)
구입 USD 판매 KRW 에 0.00087 18/11/2020	1,535,442	(14,467)	(0.00)
구입 USD 판매 JPY 에 0.00945 18/11/2020	2,418,845	(29,430)	(0.00)
		306,784	0.00

A-MINCOME (G) 주식 (AUD) (헤지)

구입 USD 판매 EUR 에 1.18125 18/11/2020	6,656,848	90,321	0.00
구입 USD 판매 CHF 에 1.09641 18/11/2020	1,937,436	8,041	0.00
구입 USD 판매 AUD 에 0.71302 18/11/2020	505,918	7,174	0.00
구입 USD 판매 TWD 에 0.03525 18/11/2020	1,180,268	4,075	0.00
구입 USD 판매 AUD 에 0.70781 18/11/2020	569,756	3,853	0.00
구입 USD 판매 AUD 에 0.70889 18/11/2020	387,032	3,212	0.00
구입 USD 판매 SEK 에 0.11298 18/11/2020	415,867	1,708	0.00
구입 USD 판매 EUR 에 1.18128 18/11/2020	114,912	1,562	0.00
구입 USD 판매 AUD 에 0.70447 18/11/2020	669,097	1,343	0.00
구입 JPY 판매 USD 에 105.23477 18/11/2020	123,221	811	0.00
구입 GBP 판매 USD 에 0.77405 18/11/2020	144,048	409	0.00
구입 USD 판매 SGD 에 0.73770 18/11/2020	54,628	404	0.00
구입 USD 판매 GBP 에 1.30123 18/11/2020	73,718	322	0.00
구입 USD 판매 CHF 에 1.09778 18/11/2020	50,663	274	0.00
구입 USD 판매 HKD 에 0.12901 18/11/2020	243,372	111	0.00
구입 USD 판매 SGD 에 0.73794 18/11/2020	11,717	90	0.00
구입 USD 판매 SGD 에 0.73632 18/11/2020	13,474	74	0.00
구입 USD 판매 SGD 에 0.73675 18/11/2020	11,570	71	0.00
구입 USD 판매 SGD 에 0.73481 18/11/2020	13,035	45	0.00
구입 TWD 판매 USD 에 28.49100 18/11/2020	34,256	29	0.00
구입 USD 판매 SGD 에 0.73376 18/11/2020	10,618	22	0.00
구입 TWD 판매 USD 에 28.47000 18/11/2020	82,712	9	0.00
구입 USD 판매 SGD 에 0.73254 18/11/2020	6,591	2	0.00
구입 HKD 판매 USD 에 7.75188 18/11/2020	23,775	(9)	(0.00)
구입 GBP 판매 USD 에 0.77081 18/11/2020	48,261	(66)	(0.00)
구입 SEK 판매 USD 에 8.87194 18/11/2020	47,735	(85)	(0.00)
구입 GBP 판매 USD 에 0.77098 18/11/2020	78,472	(90)	(0.00)
구입 JPY 판매 USD 에 104.03073 18/11/2020	51,128	(252)	(0.00)
구입 GBP 판매 USD 에 0.77000 18/11/2020	111,688	(269)	(0.00)
구입 CHF 판매 USD 에 0.91297 18/11/2020	85,545	(269)	(0.00)

현재 투자종목 명세서서 2020년 10월 31일

	기본 노출 USD	미실현 이익 / (손실) USD	% 순자산
구입 CHF 판매 USD 에 0.91067 18/11/2020	69,619	(394)	(0.00)
구입 CHF 판매 USD 에 0.90804 18/11/2020	53,302	(455)	(0.00)
구입 CHF 판매 USD 에 0.90688 18/11/2020	47,967	(470)	(0.00)
구입 EUR 판매 USD 에 0.85321 18/11/2020	215,540	(1,216)	(0.00)
구입 EUR 판매 USD 에 0.85157 18/11/2020	173,092	(1,307)	(0.00)
구입 EUR 판매 USD 에 0.84666 18/11/2020	103,348	(1,372)	(0.00)
구입 EUR 판매 USD 에 0.85274 18/11/2020	230,552	(1,427)	(0.00)
구입 USD 판매 GBP 에 1.29474 18/11/2020	3,410,199	(2,194)	(0.00)
구입 EUR 판매 USD 에 0.84783 18/11/2020	187,773	(2,235)	(0.00)
구입 USD 판매 KRW 에 0.00087 18/11/2020	676,425	(6,345)	(0.00)
구입 AUD 판매 USD 에 1.38732 18/11/2020	271,243	(6,683)	(0.00)
구입 USD 판매 JPY 에 0.00945 18/11/2020	1,106,609	(13,464)	(0.00)
구입 AUD 판매 USD 에 1.39027 18/11/2020	24,103,677	(543,812)	(0.01)
		(458,452)	(0.01)

A-MINCOME (G) 주식 (HKD) (헤지)

구입 USD 판매 EUR 에 1.18088 18/11/2020	7,213,693	95,581	0.00
구입 USD 판매 CHF 에 1.09641 18/11/2020	2,099,580	8,714	0.00
구입 USD 판매 TWD 에 0.03525 18/11/2020	1,279,007	4,416	0.00
구입 USD 판매 SEK 에 0.11298 18/11/2020	450,657	1,851	0.00
구입 USD 판매 EUR 에 1.18112 18/11/2020	122,371	1,647	0.00
구입 USD 판매 HKD 에 0.12901 18/11/2020	2,813,177	1,178	0.00
구입 JPY 판매 USD 에 105.93944 18/11/2020	76,666	1,021	0.00
구입 JPY 판매 USD 에 105.23477 18/11/2020	107,598	708	0.00
구입 KRW 판매 USD 에 1152.63641 18/11/2020	43,490	658	0.00
구입 USD 판매 GBP 에 1.30541 18/11/2020	84,342	641	0.00
구입 USD 판매 SGD 에 0.73770 18/11/2020	59,168	438	0.00
구입 USD 판매 CHF 에 1.10268 18/11/2020	38,434	380	0.00
구입 USD 판매 HKD 에 0.12902 18/11/2020	312,452	172	0.00
구입 GBP 판매 USD 에 0.77238 18/11/2020	239,130	161	0.00
구입 USD 판매 CHF 에 1.09778 18/11/2020	25,878	140	0.00
구입 TWD 판매 USD 에 28.53140 18/11/2020	52,258	119	0.00
구입 CHF 판매 USD 에 0.91654 18/11/2020	135,946	103	0.00
구입 USD 판매 HKD 에 0.12897 18/11/2020	758,383	101	0.00
구입 USD 판매 SGD 에 0.73794 18/11/2020	11,717	90	0.00
구입 USD 판매 SGD 에 0.73632 18/11/2020	14,426	80	0.00
구입 USD 판매 SGD 에 0.73675 18/11/2020	10,911	67	0.00
구입 USD 판매 SGD 에 0.73481 18/11/2020	15,817	55	0.00
구입 USD 판매 SGD 에 0.73376 18/11/2020	14,353	29	0.00
구입 JPY 판매 USD 에 104.57644 18/11/2020	44,748	13	0.00
구입 KRW 판매 USD 에 1134.59996 18/11/2020	14,047	(11)	(0.00)
구입 SGD 판매 USD 에 1.35866 18/11/2020	3,827	(19)	(0.00)
구입 CHF 판매 USD 에 0.91548 18/11/2020	50,465	(20)	(0.00)
구입 SGD 판매 USD 에 1.35609 18/11/2020	4,203	(29)	(0.00)
구입 GBP 판매 USD 에 0.77153 18/11/2020	97,728	(42)	(0.00)
구입 SEK 판매 USD 에 8.87037 18/11/2020	29,255	(57)	(0.00)
구입 GBP 판매 USD 에 0.77098 18/11/2020	81,066	(93)	(0.00)
구입 GBP 판매 USD 에 0.77081 18/11/2020	78,230	(107)	(0.00)
구입 HKD 판매 USD 에 7.75101 18/11/2020	254,689	(124)	(0.00)
구입 HKD 판매 USD 에 7.75121 18/11/2020	274,822	(127)	(0.00)
구입 TWD 판매 USD 에 28.42000 18/11/2020	82,994	(137)	(0.00)
구입 SEK 판매 USD 에 8.75245 18/11/2020	26,518	(404)	(0.00)
구입 EUR 판매 USD 에 0.85638 18/11/2020	210,186	(408)	(0.00)
구입 CHF 판매 USD 에 0.90804 18/11/2020	75,327	(643)	(0.00)
구입 GBP 판매 USD 에 0.76283 18/11/2020	75,639	(885)	(0.00)
구입 CHF 판매 USD 에 0.90628 18/11/2020	91,473	(956)	(0.00)
구입 EUR 판매 USD 에 0.85157 18/11/2020	204,681	(1,546)	(0.00)
구입 EUR 판매 USD 에 0.84783 18/11/2020	153,096	(1,823)	(0.00)
구입 USD 판매 GBP 에 1.29463 18/11/2020	3,695,484	(2,694)	(0.00)
구입 EUR 판매 USD 에 0.84381 18/11/2020	242,115	(4,017)	(0.00)
구입 EUR 판매 USD 에 0.85017 18/11/2020	471,670	(4,331)	(0.00)
구입 USD 판매 KRW 에 0.00087 18/11/2020	741,649	(6,967)	(0.00)
구입 HKD 판매 USD 에 7.75125 18/11/2020	25,660,442	(11,714)	(0.00)
구입 USD 판매 JPY 에 0.00945 18/11/2020	1,199,187	(14,591)	(0.00)
		66,618	0.00

A-MINCOME (G) 주식 (SGD) (헤지)

구입 USD 판매 EUR 에 1.18088 18/11/2020	3,383,374	44,830	0.00
구입 USD 판매 CHF 에 1.09641 18/11/2020	984,768	4,087	0.00
구입 USD 판매 TWD 에 0.03525 18/11/2020	599,873	2,071	0.00
구입 USD 판매 SEK 에 0.11298 18/11/2020	211,360	868	0.00
구입 USD 판매 SGD 에 0.73500 18/11/2020	231,767	861	0.00
구입 JPY 판매 USD 에 105.23477 18/11/2020	49,982	329	0.00
구입 USD 판매 GBP 에 1.30123 18/11/2020	23,968	105	0.00
구입 USD 판매 CHF 에 1.09778 18/11/2020	18,016	97	0.00
구입 USD 판매 SGD 에 0.73248 18/11/2020	303,238	81	0.00
구입 USD 판매 HKD 에 0.12901 18/11/2020	123,691	56	0.00
구입 GBP 판매 USD 에 0.77153 18/11/2020	57,807	(25)	(0.00)
구입 GBP 판매 USD 에 0.77098 18/11/2020	36,707	(42)	(0.00)
구입 EUR 판매 USD 에 0.85638 18/11/2020	107,545	(209)	(0.00)
구입 CHF 판매 USD 에 0.90803 18/11/2020	26,981	(230)	(0.00)
구입 CHF 판매 USD 에 0.90688 18/11/2020	27,126	(266)	(0.00)
구입 EUR 판매 USD 에 0.85157 18/11/2020	51,669	(390)	(0.00)
구입 SGD 판매 USD 에 1.36090 18/11/2020	126,534	(435)	(0.00)
구입 EUR 판매 USD 에 0.84666 18/11/2020	82,560	(1,096)	(0.00)
구입 USD 판매 GBP 에 1.29437 18/11/2020	1,733,214	(1,605)	(0.00)
구입 USD 판매 KRW 에 0.00087 18/11/2020	352,558	(3,317)	(0.00)
구입 USD 판매 JPY 에 0.00945 18/11/2020	562,436	(6,843)	(0.00)
구입 SGD 판매 USD 에 1.35557 18/11/2020	12,164,034	(89,298)	(0.00)
		(50,371)	(0.00)

A-MINCOME (G) 주식 (USD) (헤지)

구입 USD 판매 EUR 에 1.18100 18/11/2020	18,911,048	252,522	0.00
구입 USD 판매 CHF 에 1.09641 18/11/2020	5,504,068	22,843	0.00
구입 USD 판매 TWD 에 0.03525 18/11/2020	3,352,970	11,577	0.00
구입 USD 판매 EUR 에 1.18128 18/11/2020	560,924	7,626	0.00
구입 USD 판매 SEK 에 0.11298 18/11/2020	1,181,409	4,853	0.00
구입 USD 판매 EUR 에 1.17205 18/11/2020	435,290	2,471	0.00
구입 USD 판매 GBP 에 1.30123 18/11/2020	329,723	1,441	0.00
구입 USD 판매 CHF 에 1.09778 18/11/2020	212,699	1,149	0.00
구입 USD 판매 SGD 에 0.73770 18/11/2020	155,097	1,147	0.00
구입 JPY 판매 USD 에 105.23477 18/11/2020	159,740	1,051	0.00
구입 USD 판매 HKD 에 0.12901 18/11/2020	691,379	316	0.00
구입 USD 판매 SGD 에 0.73794 18/11/2020	37,053	286	0.00
구입 USD 판매 SGD 에 0.73632 18/11/2020	42,619	235	0.00
구입 USD 판매 SGD 에 0.73675 18/11/2020	31,927	195	0.00
구입 USD 판매 SGD 에 0.73713 18/11/2020	26,802	177	0.00
구입 USD 판매 SGD 에 0.73481 18/11/2020	25,337	87	0.00
구입 USD 판매 SGD 에 0.73248 18/11/2020	51,113	14	0.00
구입 CHF 판매 USD 에 0.91548 18/11/2020	118,189	(47)	(0.00)
구입 TWD 판매 USD 에 28.44000 18/11/2020	91,821	(87)	(0.00)
구입 GBP 판매 USD 에 0.77153 18/11/2020	375,877	(161)	(0.00)
구입 GBP 판매 USD 에 0.77098 18/11/2020	209,734	(241)	(0.00)
구입 USD 판매 GBP 에 1.29191 18/11/2020	120,229	(340)	(0.00)
구입 CHF 판매 USD 에 0.90804 18/11/2020	85,349	(728)	(0.00)
구입 EUR 판매 USD 에 0.85638 18/11/2020	377,517	(732)	(0.00)
구입 CHF 판매 USD 에 0.90688 18/11/2020	120,633	(1,181)	(0.00)
구입 EUR 판매 USD 에 0.84666 18/11/2020	227,011	(3,014)	(0.00)
구입 EUR 판매 USD 에 0.85157 18/11/2020	745,799	(5,631)	(0.00)
구입 EUR 판매 USD 에 0.84783 18/11/2020	513,662	(6,115)	(0.00)
구입 USD 판매 GBP 에 1.29463 18/11/2020	9,688,013	(7,064)	(0.00)
구입 USD 판매 KRW 에 0.00087 18/11/2020	2,017,383	(18,583)	(0.00)
구입 USD 판매 JPY 에 0.00945 18/11/2020	3,143,722	(38,250)	(0.00)
		225,816	0.00

D-ACC 주식 (EUR) (헤지)

구입 USD 판매 CHF 에 1.09641 18/11/2020	7,732,927	32,093	0.00
구입 USD 판매 EUR 에 1.18112 18/11/2020	1,454,113	19,567	0.00
구입 USD 판매 TWD 에 0.03525 18/11/2020	4,710,760	16,265	0.00
구입 USD 판매 EUR 에 1.17269 18/11/2020	1,815,515	11,310	0.00
구입 USD 판매 EUR 에 1.17948 18/11/2020	824,778	9,937	0.00
구입 USD 판매 SEK 에 0.11298 18/11/2020	1,659,823	6,818	0.00
구입 USD 판매 EUR 에 1.17430 18/11/2020	880,137	6,696	0.00
구입 JPY 판매 USD 에 105.23477 18/11/2020	413,218	2,719	0.00
구입 USD 판매 SGD 에 0.73770 18/11/2020	217,927	1,612	0.00
구입 USD 판매 GBP 에 1.30123 18/11/2020	161,169	704	0.00
구입 USD 판매 CHF 에 1.09778 18/11/2020	126,440	683	0.00
구입 USD 판매 HKD 에 0.12901 18/11/2020	971,348	444	0.00
구입 USD 판매 SGD 에 0.73794 18/11/2020	45,255	349	0.00
구입 USD 판매 SGD 에 0.73632 18/11/2020	56,752	313	0.00
구입 USD 판매 SGD 에 0.73675 18/11/2020	44,889	274	0.00
구입 USD 판매 SGD 에 0.73481 18/11/2020	62,390	215	0.00
구입 TWD 판매 USD 에 28.47000 18/11/2020	280,885	31	0.00
구입 USD 판매 SGD 에 0.73254 18/11/2020	66,271	24	0.00
구입 HKD 판매 USD 에 7.75188 18/11/2020	80,174	(30)	(0.00)
구입 SEK 판매 USD 에 8.87194 18/11/2020	165,804	(294)	(0.00)
구입 GBP 판매 USD 에 0.77098 18/11/2020	406,109	(466)	(0.00)
구입 GBP 판매 USD 에 0.77081 18/11/2020	399,581	(545)	(0.00)
구입 GBP 판매 USD 에 0.77000 18/11/2020	381,818	(921)	(0.00)
구입 JPY 판매 USD 에 104.03074 18/11/2020	220,824	(1,090)	(0.00)
구입 CHF 판매 USD 에 0.91067 18/11/2020	307,686	(1,740)	(0.00)
구입 CHF 판매 USD 에 0.90804 18/11/2020	279,174	(2,382)	(0.00)
구입 CHF 판매 USD 에 0.90688 18/11/2020	245,015	(2,399)	(0.00)
구입 EUR 판매 USD 에 0.84654 18/11/2020	952,112	(12,771)	(0.00)
구입 USD 판매 GBP 에 1.29433 18/11/2020	13,611,129	(13,022)	(0.00)
구입 USD 판매 KRW 에 0.00087 18/11/2020	2,754,255	(25,898)	(0.00)
구입 USD 판매 JPY 에 0.00945 18/11/2020	4,416,777	(53,740)	(0.00)
구입 EUR 판매 USD 에 0.84669 18/11/2020	68,931,168	(912,885)	(0.01)
		(918,129)	(0.01)

D-MINCOME (G) 주식 (EUR) (헤지)

구입 USD 판매 CHF 에 1.09641 18/11/2020	7,907,628	32,818	0.00
구입 USD 판매 EUR 에 1.18112 18/11/2020	1,750,950	23,561	0.00
구입 USD 판매 TWD 에 0.03525 18/11/2020	4,817,193	16,632	0.00
구입 USD 판매 SEK 에 0.11298 18/11/2020	1,697,324	6,972	0.00
구입 USD 판매 EUR 에 1.16770 18/11/2020	2,049,651	3,983	0.00
구입 JPY 판매 USD 에 105.23477 18/11/2020	408,008	2,684	0.00
구입 USD 판매 SGD 에 0.73770 18/11/2020	222,833	1,648	0.00

현재 투자종목 명세서서 2020년 10월 31일

	기본 노출 USD	미실현 이익 / (손실) USD	% 순자산
구입 USD 판매 GBP 에 1.30123 18/11/2020	172,570	754	0.00
구입 USD 판매 CHF 에 1.09778 18/11/2020	133,756	722	0.00
구입 USD 판매 HKD 에 0.12901 18/11/2020	993,296	454	0.00
구입 USD 판매 SGD 에 0.73794 18/11/2020	47,012	363	0.00
구입 USD 판매 SGD 에 0.73632 18/11/2020	59,827	330	0.00
구입 USD 판매 SGD 에 0.73675 18/11/2020	45,328	276	0.00
구입 USD 판매 SGD 에 0.73481 18/11/2020	65,027	224	0.00
구입 USD 판매 SGD 에 0.73254 18/11/2020	71,251	25	0.00
구입 CHF 판매 USD 에 0.91548 18/11/2020	302,245	(121)	(0.00)
구입 GBP 판매 USD 에 0.77153 18/11/2020	533,356	(229)	(0.00)
구입 SEK 판매 USD 에 8.87194 18/11/2020	149,404	(265)	(0.00)
구입 GBP 판매 USD 에 0.77098 18/11/2020	303,641	(348)	(0.00)
구입 GBP 판매 USD 에 0.77081 18/11/2020	344,574	(470)	(0.00)
구입 CHF 판매 USD 에 0.90804 18/11/2020	221,687	(1,892)	(0.00)
구입 CHF 판매 USD 에 0.90688 18/11/2020	230,901	(2,261)	(0.00)
구입 USD 판매 GBP 에 1.29433 18/11/2020	13,918,697	(13,316)	(0.00)
구입 EUR 판매 USD 에 0.84654 18/11/2020	1,005,269	(13,484)	(0.00)
구입 USD 판매 KRW 에 0.00087 18/11/2020	2,826,564	(26,589)	(0.00)
구입 USD 판매 JPY 에 0.00945 18/11/2020	4,516,568	(54,954)	(0.00)
구입 EUR 판매 USD 에 0.84669 18/11/2020	70,488,535	(933,510)	(0.01)
		(955,993)	**(0.01)**

E-MINCOME (G) 주식 (EUR) (헤지)

구입 USD 판매 CHF 에 1.09641 18/11/2020	12,517,882	51,951	0.00
구입 USD 판매 EUR 에 1.18112 18/11/2020	2,593,443	34,898	0.00
구입 USD 판매 EUR 에 1.17269 18/11/2020	4,493,218	27,990	0.00
구입 USD 판매 TWD 에 0.03525 18/11/2020	7,625,621	26,329	0.00
구입 USD 판매 SEK 에 0.11298 18/11/2020	2,686,872	11,037	0.00
구입 JPY 판매 USD 에 105.23477 18/11/2020	628,961	4,138	0.00
구입 USD 판매 SGD 에 0.73770 18/11/2020	352,813	2,609	0.00
구입 USD 판매 GBP 에 1.30123 18/11/2020	286,062	1,250	0.00
구입 USD 판매 CHF 에 1.09778 18/11/2020	219,032	1,183	0.00
구입 USD 판매 HKD 에 0.12901 18/11/2020	1,572,396	718	0.00
구입 USD 판매 SGD 에 0.73794 18/11/2020	74,253	573	0.00
구입 USD 판매 SGD 에 0.73632 18/11/2020	94,611	522	0.00
구입 TWD 판매 USD 에 28.49100 18/11/2020	553,831	470	0.00
구입 USD 판매 SGD 에 0.73675 18/11/2020	72,203	440	0.00
구입 USD 판매 SGD 에 0.73481 18/11/2020	104,130	359	0.00
구입 USD 판매 SGD 에 0.73254 18/11/2020	110,721	39	0.00
구입 HKD 판매 USD 에 7.75188 18/11/2020	111,947	(42)	(0.00)
구입 SEK 판매 USD 에 8.87194 18/11/2020	238,460	(423)	(0.00)
구입 GBP 판매 USD 에 0.77098 18/11/2020	463,569	(532)	(0.00)
구입 GBP 판매 USD 에 0.77081 18/11/2020	579,652	(791)	(0.00)
구입 GBP 판매 USD 에 0.77000 18/11/2020	652,338	(1,573)	(0.00)
구입 JPY 판매 USD 에 104.03074 18/11/2020	321,849	(1,589)	(0.00)
구입 CHF 판매 USD 에 0.90803 18/11/2020	341,176	(2,911)	(0.00)
구입 CHF 판매 USD 에 0.91067 18/11/2020	527,524	(2,984)	(0.00)
구입 CHF 판매 USD 에 0.90688 18/11/2020	350,431	(3,431)	(0.00)
구입 USD 판매 GBP 에 1.29474 18/11/2020	22,033,370	(14,178)	(0.00)
구입 EUR 판매 USD 에 0.84654 18/11/2020	1,643,633	(22,047)	(0.00)
구입 USD 판매 KRW 에 0.00087 18/11/2020	4,486,175	(42,213)	(0.00)
구입 USD 판매 JPY 에 0.00945 18/11/2020	7,149,731	(86,992)	(0.00)
구입 EUR 판매 USD 에 0.84721 18/11/2020	111,514,865	(1,409,111)	(0.02)
		(1,424,311)	**(0.02)**

I-ACC 주식 (USD) (헤지)

구입 USD 판매 EUR 에 1.18100 18/11/2020	3,619,958	48,338	0.00
구입 USD 판매 CHF 에 1.09641 18/11/2020	1,053,557	4,372	0.00
구입 USD 판매 TWD 에 0.03525 18/11/2020	641,817	2,216	0.00
구입 USD 판매 SEK 에 0.11298 18/11/2020	226,144	929	0.00
구입 JPY 판매 USD 에 105.23478 18/11/2020	51,667	340	0.00
구입 USD 판매 EUR 에 1.17205 18/11/2020	48,948	278	0.00
구입 USD 판매 SGD 에 0.73770 18/11/2020	29,657	219	0.00
구입 USD 판매 CHF 에 1.09778 18/11/2020	13,976	75	0.00
구입 USD 판매 HKD 에 0.12901 18/11/2020	132,344	60	0.00
구입 USD 판매 SGD 에 0.73794 18/11/2020	6,371	49	0.00
구입 USD 판매 SGD 에 0.73632 18/11/2020	8,275	46	0.00
구입 USD 판매 SGD 에 0.73675 18/11/2020	5,785	35	0.00
구입 USD 판매 SGD 에 0.73481 18/11/2020	9,080	31	0.00
구입 HKD 판매 USD 에 7.75188 18/11/2020	8,011	(3)	(0.00)
구입 HKD 판매 USD 에 7.75140 18/11/2020	8,850	(4)	(0.00)
구입 SEK 판매 USD 에 8.87194 18/11/2020	5,602	(10)	(0.00)
구입 JPY 판매 USD 에 104.39700 18/11/2020	46,250	(66)	(0.00)
구입 JPY 판매 USD 에 104.03072 18/11/2020	13,647	(67)	(0.00)
구입 GBP 판매 USD 에 0.77000 18/11/2020	51,299	(124)	(0.00)
구입 TWD 판매 USD 에 28.40500 18/11/2020	69,287	(151)	(0.00)
구입 KRW 판매 USD 에 1128.60009 18/11/2020	26,416	(159)	(0.00)
구입 CHF 판매 USD 에 0.91067 18/11/2020	30,088	(170)	(0.00)
구입 CHF 판매 USD 에 0.90804 18/11/2020	19,933	(170)	(0.00)
구입 CHF 판매 USD 에 0.90688 18/11/2020	31,426	(308)	(0.00)
구입 SEK 판매 USD 에 8.69770 18/11/2020	27,490	(588)	(0.00)
구입 EUR 판매 USD 에 0.85274 18/11/2020	109,530	(678)	(0.00)
구입 EUR 판매 USD 에 0.84783 18/11/2020	60,625	(722)	(0.00)
구입 CHF 판매 USD 에 0.90605 18/11/2020	76,044	(814)	(0.00)
구입 EUR 판매 USD 에 0.84666 18/11/2020	73,465	(975)	(0.00)
구입 USD 판매 GBP 에 1.29463 18/11/2020	1,854,479	(1,352)	(0.00)
구입 GBP 판매 USD 에 0.76484 18/11/2020	173,761	(1,580)	(0.00)
구입 USD 판매 KRW 에 0.00087 18/11/2020	378,463	(3,562)	(0.00)
구입 EUR 판매 USD 에 0.84497 18/11/2020	346,402	(5,279)	(0.00)
구입 USD 판매 JPY 에 0.00945 18/11/2020	601,764	(7,322)	(0.00)
		32,884	**0.00**

Svetov ch dividend A-ACC 주식 (CZK) (헤지)

구입 USD 판매 EUR 에 1.18114 18/11/2020	42,725,896	575,697	0.01
구입 USD 판매 CHF 에 1.09641 18/11/2020	12,435,336	51,609	0.00
구입 USD 판매 CZK 에 0.04325 18/11/2020	2,431,792	28,462	0.00
구입 USD 판매 TWD 에 0.03525 18/11/2020	7,575,373	26,156	0.00
구입 USD 판매 CZK 에 0.04331 18/11/2020	1,592,597	21,028	0.00
구입 USD 판매 SEK 에 0.11298 18/11/2020	2,669,162	10,965	0.00
구입 USD 판매 EUR 에 1.18128 18/11/2020	496,359	6,748	0.00
구입 USD 판매 CZK 에 0.04278 18/11/2020	4,632,813	3,890	0.00
구입 JPY 판매 USD 에 105.35136 18/11/2020	496,240	3,818	0.00
구입 USD 판매 SGD 에 0.73770 18/11/2020	350,470	2,592	0.00
구입 USD 판매 GBP 에 1.30123 18/11/2020	348,508	1,523	0.00
구입 USD 판매 CHF 에 1.09778 18/11/2020	254,409	1,374	0.00
구입 USD 판매 HKD 에 0.12901 18/11/2020	1,562,028	713	0.00
구입 USD 판매 SGD 에 0.73794 18/11/2020	72,496	560	0.00
구입 USD 판매 SGD 에 0.73632 18/11/2020	96,075	530	0.00
구입 USD 판매 SGD 에 0.73675 18/11/2020	74,400	454	0.00
구입 TWD 판매 USD 에 28.49100 18/11/2020	504,945	428	0.00
구입 USD 판매 CZK 에 0.04275 18/11/2020	1,824,530	358	0.00
구입 USD 판매 SGD 에 0.73481 18/11/2020	99,737	344	0.00
구입 USD 판매 SGD 에 0.73254 18/11/2020	115,408	41	0.00
구입 HKD 판매 USD 에 7.75188 18/11/2020	101,846	(38)	(0.00)
구입 SEK 판매 USD 에 8.87194 18/11/2020	221,180	(392)	(0.00)
구입 GBP 판매 USD 에 0.77098 18/11/2020	489,899	(562)	(0.00)
구입 GBP 판매 USD 에 0.77081 18/11/2020	414,500	(566)	(0.00)
구입 GBP 판매 USD 에 0.77000 18/11/2020	712,208	(1,718)	(0.00)
구입 JPY 판매 USD 에 104.03074 18/11/2020	409,367	(2,021)	(0.00)
구입 CHF 판매 USD 에 0.90688 18/11/2020	286,697	(2,807)	(0.00)
구입 CHF 판매 USD 에 0.91067 18/11/2020	530,818	(3,002)	(0.00)
구입 CHF 판매 USD 에 0.90804 18/11/2020	356,154	(3,039)	(0.00)
구입 CZK 판매 USD 에 23.32970 18/11/2020	1,813,234	(5,037)	(0.00)
구입 EUR 판매 USD 에 0.84666 18/11/2020	575,677	(7,644)	(0.00)
구입 EUR 판매 USD 에 0.84783 18/11/2020	737,998	(8,786)	(0.00)
구입 EUR 판매 USD 에 0.85274 18/11/2020	1,475,133	(9,132)	(0.00)
구입 EUR 판매 USD 에 0.85157 18/11/2020	1,444,744	(10,909)	(0.00)
구입 USD 판매 GBP 에 1.29463 18/11/2020	21,888,137	(15,959)	(0.00)
구입 CZK 판매 USD 에 22.99327 18/11/2020	2,037,705	(34,964)	(0.00)
구입 USD 판매 KRW 에 0.00087 18/11/2020	4,439,430	(41,755)	(0.00)
구입 USD 판매 JPY 에 0.00945 18/11/2020	7,102,617	(86,419)	(0.00)
구입 CZK 판매 USD 에 23.02935 18/11/2020	153,476,416	(2,396,710)	(0.03)
		(1,894,170)	**(0.02)**

W-QINCOME (G) 주식 (GBP) (헤지)

구입 USD 판매 EUR 에 1.18125 18/11/2020	84,297,545	1,143,755	0.01
구입 GBP 판매 USD 에 0.77243 18/11/2020	260,626,210	193,667	0.00
구입 USD 판매 CHF 에 1.09641 18/11/2020	24,534,808	101,824	0.00
구입 USD 판매 TWD 에 0.03525 18/11/2020	14,946,111	51,605	0.00
구입 USD 판매 GBP 에 1.30541 18/11/2020	4,302,329	32,677	0.00
구입 USD 판매 SEK 에 0.11298 18/11/2020	5,266,225	21,633	0.00
구입 USD 판매 EUR 에 1.18128 18/11/2020	964,631	13,115	0.00
구입 JPY 판매 USD 에 105.23477 18/11/2020	1,090,540	7,175	0.00
구입 USD 판매 SGD 에 0.73770 18/11/2020	691,493	5,114	0.00
구입 USD 판매 GBP 에 1.29734 18/11/2020	2,823,306	3,857	0.00
구입 USD 판매 CHF 에 1.09778 18/11/2020	497,571	2,687	0.00
구입 USD 판매 GBP 에 1.29613 18/11/2020	5,872,430	2,520	0.00
구입 USD 판매 HKD 에 0.12901 18/11/2020	3,081,863	1,407	0.00
구입 USD 판매 SGD 에 0.73794 18/11/2020	148,653	1,148	0.00
구입 USD 판매 SGD 에 0.73632 18/11/2020	185,926	1,026	0.00
구입 USD 판매 SGD 에 0.73675 18/11/2020	141,037	860	0.00
구입 USD 판매 SGD 에 0.73481 18/11/2020	214,705	741	0.00
구입 USD 판매 SGD 에 0.73376 18/11/2020	152,315	308	0.00
구입 CHF 판매 USD 에 0.91548 18/11/2020	629,941	(253)	(0.00)
구입 EUR 판매 USD 에 0.85638 18/11/2020	3,080,743	(5,976)	(0.00)
구입 CHF 판매 USD 에 0.90688 18/11/2020	1,036,960	(10,154)	(0.00)
구입 GBP 판매 USD 에 0.76850 18/11/2020	3,290,948	(14,322)	(0.00)
구입 EUR 판매 USD 에 0.85157 18/11/2020	2,191,600	(16,548)	(0.00)
구입 EUR 판매 USD 에 0.84666 18/11/2020	1,783,133	(23,675)	(0.00)
구입 USD 판매 KRW 에 0.00087 18/11/2020	8,891,388	(83,772)	(0.00)
구입 USD 판매 JPY 에 0.00945 18/11/2020	14,013,374	(170,503)	(0.00)
		1,259,916	**0.02**

Y-ACC 주식 (CHF) (헤지)

구입 USD 판매 EUR 에 1.18088 18/11/2020	17,708,901	234,643	0.00
구입 USD 판매 CHF 에 1.10333 18/11/2020	3,326,200	34,860	0.00
구입 USD 판매 CHF 에 1.10268 18/11/2020	1,315,609	13,010	0.00
구입 USD 판매 TWD 에 0.03525 18/11/2020	3,139,824	10,841	0.00

현재 투자종목 명세서 2020년 10월 31일

	기본 노출 USD	미실현 이익 / (손실) USD	% 순자산
구입 USD 판매 CHF 에 1.09809 18/11/2020	1,639,461	9,325	0.00
구입 USD 판매 SEK 에 0.11298 18/11/2020	1,106,305	4,545	0.00
구입 USD 판매 CHF 에 1.09739 18/11/2020	825,354	4,162	0.00
구입 USD 판매 EUR 에 1.17205 18/11/2020	419,207	2,379	0.00
구입 JPY 판매 USD 에 105.23477 18/11/2020	226,051	1,487	0.00
구입 USD 판매 SGD 에 0.73770 18/11/2020	145,285	1,074	0.00
구입 USD 판매 GBP 에 1.30123 18/11/2020	125,929	550	0.00
구입 JPY 판매 USD 에 104.81850 18/11/2020	154,811	402	0.00
구입 USD 판매 HKD 에 0.12901 18/11/2020	647,432	296	0.00
구입 USD 판매 SGD 에 0.73794 18/11/2020	30,609	236	0.00
구입 USD 판매 SGD 에 0.73632 18/11/2020	39,836	220	0.00
구입 USD 판매 SGD 에 0.73675 18/11/2020	29,877	182	0.00
구입 USD 판매 SGD 에 0.73481 18/11/2020	45,768	158	0.00
구입 TWD 판매 USD 에 28.49100 18/11/2020	160,823	136	0.00
구입 TWD 판매 USD 에 28.48520 18/11/2020	162,530	105	0.00
구입 USD 판매 SGD 에 0.73376 18/11/2020	31,342	63	0.00
구입 USD 판매 SGD 에 0.73254 18/11/2020	19,991	7	0.00
구입 HKD 판매 USD 에 7.75102 18/11/2020	20,965	(10)	(0.00)
구입 HKD 판매 USD 에 7.75188 18/11/2020	44,841	(17)	(0.00)
구입 SGD 판매 USD 에 1.36099 18/11/2020	20,720	(70)	(0.00)
구입 SEK 판매 USD 에 8.87194 18/11/2020	67,370	(119)	(0.00)
구입 KRW 판매 USD 에 1132.84005 18/11/2020	80,220	(185)	(0.00)
구입 GBP 판매 USD 에 0.77081 18/11/2020	217,304	(296)	(0.00)
구입 JPY 판매 USD 에 104.03074 18/11/2020	93,817	(463)	(0.00)
구입 GBP 판매 USD 에 0.77000 18/11/2020	222,598	(537)	(0.00)
구입 SEK 판매 USD 에 8.73685 18/11/2020	64,875	(1,101)	(0.00)
구입 EUR 판매 USD 에 0.85274 18/11/2020	471,306	(2,918)	(0.00)
구입 EUR 판매 USD 에 0.84783 18/11/2020	251,582	(2,995)	(0.00)
구입 GBP 판매 USD 에 0.76759 18/11/2020	547,170	(3,031)	(0.00)
구입 CHF 판매 USD 에 0.91297 18/11/2020	1,262,149	(3,973)	(0.00)
구입 EUR 판매 USD 에 0.84666 18/11/2020	305,201	(4,052)	(0.00)
구입 EUR 판매 USD 에 0.85157 18/11/2020	556,384	(4,201)	(0.00)
구입 USD 판매 GBP 에 1.29437 18/11/2020	9,072,099	(8,400)	(0.00)
구입 EUR 판매 USD 에 0.84544 18/11/2020	1,027,873	(15,110)	(0.00)
구입 USD 판매 KRW 에 0.00087 18/11/2020	1,869,982	(17,621)	(0.00)
구입 USD 판매 JPY 에 0.00945 18/11/2020	2,943,879	(35,819)	(0.00)
구입 CHF 판매 USD 에 0.91180 18/11/2020	58,826,458	(259,870)	(0.00)
		(42,107)	(0.00)
Y-ACC 주식 (EUR) (헤지)			
구입 USD 판매 CHF 에 1.09641 18/11/2020	27,243,549	113,065	0.00
구입 USD 판매 EUR 에 1.18112 18/11/2020	4,640,529	62,443	0.00
구입 USD 판매 TWD 에 0.03525 18/11/2020	16,596,210	57,302	0.00
구입 USD 판매 EUR 에 1.17270 18/11/2020	6,168,298	38,425	0.00
구입 USD 판매 SEK 에 0.11298 18/11/2020	5,847,624	24,022	0.00
구입 JPY 판매 USD 에 105.23477 18/11/2020	1,243,782	8,183	0.00
구입 USD 판매 SGD 에 0.73770 18/11/2020	767,797	5,678	0.00
구입 USD 판매 GBP 에 1.30123 18/11/2020	1,163,681	5,087	0.00
구입 USD 판매 CHF 에 1.09778 18/11/2020	785,609	4,243	0.00
구입 USD 판매 HKD 에 0.12901 18/11/2020	3,422,117	1,563	0.00
구입 USD 판매 SGD 에 0.73794 18/11/2020	162,274	1,253	0.00
구입 USD 판매 SGD 에 0.73632 18/11/2020	208,554	1,151	0.00
구입 USD 판매 SGD 에 0.73675 18/11/2020	168,571	1,028	0.00
구입 USD 판매 SGD 에 0.73481 18/11/2020	226,202	781	0.00
구입 TWD 판매 USD 에 28.49100 18/11/2020	733,579	622	0.00
구입 USD 판매 SGD 에 0.73376 18/11/2020	172,965	350	0.00
구입 USD 판매 SGD 에 0.73254 18/11/2020	107,792	38	0.00
구입 HKD 판매 USD 에 7.75188 18/11/2020	146,081	(55)	(0.00)
구입 SEK 판매 USD 에 8.87194 18/11/2020	355,153	(630)	(0.00)
구입 GBP 판매 USD 에 0.77098 18/11/2020	1,047,634	(1,202)	(0.00)
구입 JPY 판매 USD 에 104.03074 18/11/2020	411,185	(2,030)	(0.00)
구입 GBP 판매 USD 에 0.77000 18/11/2020	1,805,585	(4,354)	(0.00)
구입 CHF 판매 USD 에 0.91067 18/11/2020	834,770	(4,721)	(0.00)
구입 CHF 판매 USD 에 0.90688 18/11/2020	587,728	(5,755)	(0.00)
구입 CHF 판매 USD 에 0.90804 18/11/2020	766,711	(6,542)	(0.00)
구입 USD 판매 GBP 에 1.29433 18/11/2020	47,952,803	(45,878)	(0.00)
구입 EUR 판매 USD 에 0.84654 18/11/2020	5,767,009	(77,355)	(0.00)
구입 USD 판매 KRW 에 0.00087 18/11/2020	9,850,267	(92,781)	(0.00)
구입 USD 판매 JPY 에 0.00945 18/11/2020	15,560,493	(189,125)	(0.00)
구입 EUR 판매 USD 에 0.84721 18/11/2020	242,698,137	(3,066,754)	(0.04)
		(3,171,948)	(0.04)
기타 자산 및 부채		98,307,535	1.19
순자산		8,284,605,326	100.00

지역별 배분

국가	국가 코드	% 순자산
미국	US	30.97
영국	GB	16.59
스위스	CH	8.16
독일	DE	6.23
스페인	ES	5.83
프랑스	FR	5.35
대만	TW	4.86
네덜란드	NL	4.84
일본	JP	4.30
아일랜드	IE	3.27
한국	KR	3.03
이탈리아	IT	2.38
스웨덴	SE	1.68
홍콩	HK	0.99
싱가포르	SG	0.55
현금 및 기타 순자산		0.93

Fidelity Funds

Global Equity Income Fund [4]

현재 투자종목 명세서서 2020년 10월 31일

	국가 코드	CCY	주식 또는 명목	시가(USD)	% 순자산
공인된 주식 또는 공식 증권거래소에서 거래됨					
유틸리티					
Edison International	US	USD	27,825	1,551,248	0.72
				1,551,248	0.72
소재					
Linde	GB	USD	23,638	5,182,136	2.40
				5,182,136	2.40
산업재					
Wolters Kluwer	NL	EUR	118,343	9,593,354	4.44
Schneider Electric	FR	EUR	46,315	5,622,570	2.60
Fastenal	US	USD	102,252	4,412,190	2.04
WW Grainger	US	USD	12,173	4,249,229	1.96
RELX	GB	EUR	184,291	3,651,121	1.69
				27,528,464	12.73
정보 기술					
Taiwan Semiconductor Manufacturing ADR	TW	USD	125,491	10,472,254	4.84
Microsoft	US	USD	33,454	6,740,648	3.12
Oracle	US	USD	101,037	5,654,031	2.61
Intel	US	USD	112,206	4,931,446	2.28
Cisco Systems	US	USD	131,653	4,690,799	2.17
Amdocs	US	USD	64,671	3,635,169	1.68
SAP	DE	EUR	23,583	2,513,688	1.16
Texas Instruments	US	USD	9,206	1,318,393	0.61
				39,956,428	18.47
소비재					
Lowe's Cos	US	USD	33,568	5,283,585	2.44
Informa	GB	GBP	623,064	3,373,879	1.56
Bridgestone	JP	JPY	101,453	3,307,327	1.53
				11,964,791	5.53
소비재					
Unilever	GB	EUR	160,647	9,086,721	4.20
Procter & Gamble	US	USD	58,228	7,952,185	3.68
Tesco	GB	GBP	1,678,825	4,469,283	2.07
PepsiCo	US	USD	26,186	3,478,281	1.61
Diageo	GB	GBP	61,741	1,998,776	0.92
				26,985,246	12.48
건강					
Roche Holding	CH	CHF	22,457	7,224,242	3.34
Hoya	JP	JPY	55,075	6,219,469	2.88
Sanofi	FR	EUR	61,579	5,550,754	2.57
Astellas Pharma	JP	JPY	221,403	3,037,209	1.40
				22,031,674	10.19
금융					
Deutsche Boerse	DE	EUR	58,869	8,665,766	4.01
Arthur J Gallagher	US	USD	77,673	8,011,980	3.70
Admiral Group	GB	GBP	202,771	7,223,694	3.34
Progressive	US	USD	77,890	7,097,382	3.28
Muenchener Rueckversicherungs-Gesellschaft	DE	EUR	21,193	4,958,018	2.29
CME Group	US	USD	29,780	4,440,243	2.05
Willis Towers Watson	GB	USD	22,980	4,138,730	1.91
Zurich Insurance Group	CH	CHF	9,287	3,081,228	1.42
US Bancorp	US	USD	62,320	2,383,111	1.10
Hiscox	BM	GBP	212,890	2,273,601	1.05
AIA Group	HK	HKD	232,169	2,209,861	1.02
RSA Insurance Group	GB	GBP	363,910	1,996,968	0.92
PNC Financial Services Group	US	USD	15,555	1,702,545	0.79
				58,183,127	26.90
개방형 펀드					
Fidelity ILF - The US Dollar Fund - A-ACC-USD	IE	USD	215	3,899,172	1.80
				3,899,172	1.80
커뮤니케이션 서비스					
Nippon Telegraph & Telephone	JP	JPY	212,223	4,475,693	2.07
Verizon Communications	US	USD	38,391	2,184,854	1.01
China Mobile	HK	HKD	255,013	1,559,799	0.72
				8,220,346	3.80

	국가 코드	CCY	주식 또는 명목	시가(USD)	% 순자산
증권 자격 취득 또는 기타 통제 된 시장 에서 죽음을 맞게					
유틸리티					
Iberdrola	ES	EUR	651,380	7,683,769	3.55
				7,683,769	3.55
산업재					
Ferrovial	ES	EUR	129,440	2,801,180	1.30
				2,801,180	1.30
단주				6	0.00
총 투자 (비용 USD 194,090,392)				215,987,587	99.86
기타 자산 및 부채				306,833	0.14
순자산				216,294,420	100.00

지역별 배분

국가	국가 코드	% 순자산
미국	US	36.86
영국	GB	19.01
일본	JP	7.88
독일	DE	7.46
프랑스	FR	5.17
스페인	ES	4.85
대만	TW	4.84
스위스	CH	4.76
네덜란드	NL	4.44
아일랜드	IE	1.80
홍콩	HK	1.74
버뮤다	BM	1.05
현금 및 기타 순자산		0.14

전체 주식 목록은 6페이지에 나와 있습니다.
별첨 재무제표에 대한 주석은 본 재무제표의 중요한 일부입니다. 투자종목 명세서 및 지역별 배분의 순자산 비율은 반올림되었습니다.

현재 투자종목 명세서서 2020년 10월 31일

공인된 주식 또는 공식 증권거래소에서 거래됨

에너지

	국가 코드	CCY	주식 또는 명목	시장 가격 EUR순	% 자산
Equinor	NO	NOK	63,953	697,972	0.56
Total	FR	EUR	20,383	526,300	0.42
SBM Offshore	NL	EUR	27,662	382,842	0.31
Marathon Petroleum	US	USD	12,004	294,364	0.23
Royal Dutch Shell (B)	NL	GBP	26,403	272,740	0.22
Reliance Industries	IN	INR	7,493	178,055	0.14
Vallourec 4.125% 04/10/2022	FR	EUR	43,567	168,067	0.13
Cairn Energy	GB	GBP	99,536	153,840	0.12
John Wood Group	GB	GBP	55,693	131,346	0.10
Lundin Energy	SE	SEK	5,891	96,620	0.08
Galp Energia SGPS	PT	EUR	12,420	86,365	0.07
Chevron	US	USD	1,065	62,575	0.05
TORM	GB	DKK	10,717	58,742	0.05
Subsea 7	GB	NOK	9,843	55,713	0.04
Diversified Gas & Oil	US	GBP	41,280	51,317	0.04
PTT	TH	THB	56,065	47,757	0.04
Royal Dutch Shell (A) (NL)	NL	EUR	3,918	42,646	0.03
BW Energy	SG	NOK	28,416	37,855	0.03
Kosmos Energy	US	GBP	40,216	36,780	0.03
Jadestone Energy	SG	GBP	67,630	34,592	0.03
CGG	FR	EUR	72,092	34,575	0.03
Technipfmc	GB	EUR	6,923	32,544	0.03
BW Offshore	NO	NOK	15,190	31,173	0.02
Wentworth Resources	GB	GBP	106,660	20,458	0.02
Okeanis Eco Tankers	GR	NOK	3,389	16,287	0.01
Reabold Resources	GB	GBP	2,305,205	14,995	0.01
Hoegh LNG Holdings	NO	NOK	14,803	14,977	0.01
Longboat Energy	GB	GBP	9,224	9,026	0.01
Reliance Industries	IN	INR	645	8,826	0.01
Origin Energy	AU	AUD	2,818	6,792	0.01
CNOOC	CN	HKD	7,340	5,746	0.00
China Oilfield Services (H)	CN	HKD	6,526	3,379	0.00
				3,615,266	**2.88**

유틸리티

	국가 코드	CCY	주식 또는 명목	시장 가격 EUR순	% 자산
National Grid	GB	GBP	55,031	562,338	0.45
Enel	IT	EUR	75,555	516,344	0.41
NextEra Energy	US	USD	6,234	394,846	0.31
Engie	FR	EUR	37,308	387,439	0.31
RWE	DE	EUR	9,914	315,158	0.25
Exelon	US	USD	7,405	253,085	0.20
ContourGlobal	GB	GBP	100,524	216,620	0.17
Fortum	FI	EUR	12,515	202,110	0.16
United Utilities Group	GB	GBP	14,077	135,146	0.11
American Water Works	US	USD	681	88,488	0.07
CMS Energy	US	USD	1,449	79,204	0.06
Italgas	IT	EUR	13,706	68,010	0.05
Rubis	FR	EUR	1,156	32,570	0.03
Guangdong Investment	HK	HKD	18,087	23,023	0.02
West Holdings	JP	JPY	555	16,302	0.01
HK Electric Investments & HK Electric Investments	HK	HKD	13,119	11,461	0.01
Huadian Power International (H)	CN	HKD	51,790	11,023	0.01
China Resources Gas Group	HK	HKD	2,291	8,536	0.01
CK Infrastructure Holdings	HK	HKD	2,029	8,212	0.01
Shenzhen Gas (A)	CN	CNY	7,790	7,362	0.01
Power Assets Holdings	HK	HKD	1,368	6,043	0.00
Shenzhen Gas	CN	CNY	5,953	5,626	0.00
Innogy Finance 0.75% 30/11/2022 EMTN	NL	EUR	98	99	0.00
Enel Finance International 0.00% 17/06/2024 EMTN	NL	EUR	98	98	0.00
				3,349,143	**2.67**

소재

	국가 코드	CCY	주식 또는 명목	시장 가격 EUR순	% 자산
Arcelormittal	LU	EUR	58,268	678,938	0.54
BHP Group (UK)	AU	GBP	30,470	504,892	0.40
Linde	GB	EUR	2,198	413,574	0.33
Air Products and Chemicals	US	USD	1,547	365,714	0.29
Air Liquide	FR	EUR	2,899	363,803	0.29
Endeavour Mining	MC	CAD	11,616	240,417	0.19
LafargeHolcim	CH	CHF	5,963	219,816	0.18
Anglo American	GB	GBP	9,758	196,523	0.16
NOF	JP	JPY	5,850	188,803	0.15
Shin-Etsu Chemical	JP	JPY	1,359	155,821	0.12
FMC	US	USD	1,658	145,961	0.12
Victrex	GB	GBP	6,729	138,038	0.11
Essentra	GB	GBP	49,074	134,562	0.11
Rhi Magnesita	AT	GBP	4,034	114,822	0.09
LafargeHolcim	CH	EUR	2,854	105,241	0.08
Kansai Paint	JP	JPY	4,634	102,636	0.08
DuPont de Nemours	US	USD	2,081	101,190	0.08
Kenmare Resources	IE	GBP	28,055	90,466	0.07
Celanese	US	USD	891	86,013	0.07
CRH	IE	GBP	2,783	84,179	0.07
SIG Combibloc Group	CH	CHF	4,612	81,433	0.06
Fuchs Petrolub (Pref'd)	DE	EUR	1,714	75,709	0.06
Synthomer	GB	GBP	17,272	72,441	0.06
Yara International	NO	NOK	2,225	66,584	0.05
Norsk Hydro	NO	NOK	26,862	64,630	0.05
Glencore	CH	GBP	35,101	60,847	0.05
Central Asia Metals	GB	GBP	32,370	60,612	0.05
Sylvania Platinum	ZA	GBP	76,362	54,511	0.04
Huhtamaki	FI	EUR	1,271	53,289	0.04
Wienerberger	AT	EUR	2,418	52,374	0.04
Asian Paints	IN	INR	2,022	51,748	0.04
Fujimi	JP	JPY	1,678	51,305	0.04
Eramet	FR	EUR	2,115	48,181	0.04
Verallia	FR	EUR	1,965	46,973	0.04
Perseus Mining	AU	AUD	62,814	46,496	0.04
Sibanye Stillwater	ZA	ZAR	17,705	43,918	0.04
Tharisa	CY	GBP	52,359	40,753	0.03
Boliden (B)	SE	SEK	1,679	39,437	0.03
Westgold Resources	AU	AUD	24,475	38,202	0.03
Sumitomo Bakelite	JP	JPY	1,340	32,554	0.03
UltraTech Cement	IN	INR	598	31,652	0.03
Nabaltec	DE	EUR	1,294	25,746	0.02
BHP Group	AU	AUD	1,048	21,443	0.02
Harmony Gold Mining	ZA	ZAR	4,636	19,542	0.02
Skshu Paint (A)	CN	CNY	988	18,784	0.01
Evolution Mining	AU	AUD	4,148	13,935	0.01
Base Resources	AU	AUD	86,228	12,229	0.01
Beijing Oriental Yuhong Waterproof Technology (A)	CN	CNY	1,532	7,304	0.01
Korea Zinc	KR	KRW	23	6,753	0.01
Greatview Aseptic Packaging	CN	HKD	12,827	4,715	0.00
Sumitomo Metal Mining	JP	JPY	109	2,895	0.00
				5,678,404	**4.53**

산업재

	국가 코드	CCY	주식 또는 명목	시장 가격 EUR순	% 자산
Siemens	DE	EUR	8,372	843,107	0.67
Wolters Kluwer	NL	EUR	10,064	700,252	0.56
DCC	IE	GBP	10,824	604,677	0.48
SKF	SE	SEK	32,396	569,945	0.45
Epiroc	SE	SEK	34,383	423,637	0.34
RELX	GB	EUR	21,393	363,780	0.29
Norfolk Southern	US	USD	1,820	322,630	0.26
Allison Transmission Holdings	US	USD	9,211	280,583	0.22
MISUMI Group	JP	JPY	10,258	261,620	0.21
Meggitt	GB	GBP	82,514	250,750	0.20
Serco Group	GB	GBP	171,439	246,672	0.20
L3Harris Technologies	US	USD	1,777	242,315	0.19
Miura	JP	JPY	5,832	235,873	0.19
Aalberts	NL	EUR	8,037	231,775	0.18
Deutsche Post	DE	EUR	5,844	222,313	0.18
John Laing Group	GB	GBP	70,864	221,731	0.18
Daikin Industries	JP	JPY	1,335	214,527	0.17
Johnson Controls International	US	USD	5,827	209,148	0.17
Inwido	SE	SEK	22,457	204,595	0.16
TransUnion	US	USD	2,920	198,333	0.16
Ultra Electronics Holdings	GB	GBP	8,941	186,908	0.15
ITOCHU	JP	JPY	8,765	180,779	0.14
Recruit Holdings	JP	JPY	5,446	178,087	0.14
Sandvik	SE	SEK	11,091	169,743	0.14
Air Lease	US	USD	7,200	168,470	0.13
SMC	JP	JPY	359	163,937	0.13
Cie de Saint-Gobain	FR	EUR	4,724	158,269	0.13
Vinci	FR	EUR	2,326	157,716	0.13
Flughafen Zuerich	CH	CHF	1,349	156,149	0.12
Morgan Advanced Materials	GB	GBP	52,813	146,810	0.12
Volvo	SE	SEK	8,108	135,553	0.11
Safran	FR	EUR	1,491	134,940	0.11
XPO Logistics	US	USD	1,740	133,427	0.11
Nidec	JP	JPY	1,437	124,444	0.10
Varta	DE	EUR	1,156	124,416	0.10
Wizz Air Holdings	CH	GBP	3,463	122,998	0.10
Makita	JP	JPY	3,173	120,412	0.10
Kansas City Southern	US	USD	725	108,976	0.09
Assa Abloy	SE	SEK	5,789	106,767	0.09
A.P. Moller-Maersk	DK	DKK	77	105,429	0.08
Oshkosh	US	USD	1,767	102,585	0.08
Airbus	FR	EUR	1,625	101,625	0.08
Eltel	SE	SEK	48,788	97,517	0.08
JB Hunt Transport Services	US	USD	932	96,786	0.08
FANUC	JP	JPY	522	94,848	0.08
Harmonic Drive Systems	JP	JPY	1,613	91,725	0.07
Balfour Beatty	GB	GBP	38,100	90,490	0.07

* 이사회 결정으로 가격이 책정된 유가증권.

전체 주석 목록은 6페이지에 나와 있습니다.

별첨 재무제표에 대한 주석은 본 재무제표의 중요한 일부입니다. 투자종목 명세서 및 지역별 배분의 순자산 비율은 반올림되었습니다.

현재 투자종목 명세서서 2020년 10월 31일

	국가 코드	CCY	주식 또는 명목	시장 가격 EUR순	% 자산
WW Grainger	US	USD	300	89,975	0.07
United Rentals	US	USD	577	87,614	0.07
Tarkett	FR	EUR	8,237	85,668	0.07
Smart Metering Systems	GB	GBP	13,170	85,082	0.07
Chemring Group	GB	GBP	27,475	79,585	0.06
Casella Waste Systems	US	USD	1,631	77,256	0.06
Babcock International Group	GB	GBP	31,800	76,801	0.06
DKSH Holding	CH	CHF	1,387	76,648	0.06
Alpha Financial Markets Consulting	GB	GBP	30,851	73,754	0.06
Secom	JP	JPY	983	71,277	0.06
Redde Northgate	GB	GBP	35,699	70,657	0.06
FTI Consulting	US	USD	819	69,660	0.06
Tyman	GB	GBP	23,054	68,444	0.05
Mitie Group	GB	GBP	212,022	66,482	0.05
Fortive	US	USD	1,244	65,749	0.05
NKT Holding	DK	DKK	2,736	63,853	0.05
Derichebourg	FR	EUR	24,937	62,792	0.05
Inspired Energy	GB	GBP	416,988	59,117	0.05
Yaskawa Electric	JP	JPY	1,770	59,071	0.05
Rexel	FR	EUR	6,471	58,419	0.05
Jacquet Metal Service	FR	EUR	5,823	57,707	0.05
UT Group	JP	JPY	2,142	57,367	0.05
Grafton Group	IE	GBP	7,287	54,491	0.04
RELX	GB	GBP	3,101	52,677	0.04
Hazama Ando	JP	JPY	9,135	48,746	0.04
Sany Heavy Industry (A)	CN	CNY	13,895	46,309	0.04
Solar	DK	DKK	1,127	45,873	0.04
Cohort	GB	GBP	6,798	45,350	0.04
Keller Group	GB	GBP	7,945	44,876	0.04
Stolt-Nielsen	GB	NOK	5,616	44,488	0.04
ManpowerGroup	US	USD	756	43,756	0.03
Makuake	JP	JPY	407	39,429	0.03
FLSmidth	DK	DKK	1,692	37,064	0.03
Techtronic Industries	HK	HKD	3,181	36,724	0.03
LISI	FR	EUR	2,625	36,438	0.03
Clarkson	GB	GBP	1,604	35,845	0.03
Norcros	GB	GBP	18,236	35,282	0.03
SThree	GB	GBP	12,775	34,944	0.03
Siemens Energy	DE	EUR	1,857	34,919	0.03
Simplybiz Group	GB	GBP	22,130	33,958	0.03
Konecranes	FI	EUR	1,232	33,266	0.03
Hitachi Transport System	JP	JPY	1,189	32,363	0.03
Beijer Alma	SE	SEK	2,824	31,631	0.03
Raksul	JP	JPY	736	30,787	0.02
Sohgo Security Services	JP	JPY	653	26,121	0.02
Weichai Power (A)	CN	CNY	12,778	24,801	0.02
Sumitomo Densetsu	JP	JPY	1,097	22,436	0.02
Airports of Thailand	TH	THB	14,631	20,775	0.02
Yamazen	JP	JPY	2,448	20,603	0.02
Prestige International	JP	JPY	2,599	18,990	0.02
Caverion	FI	EUR	3,322	18,702	0.01
MonotaRO	JP	JPY	379	18,056	0.01
Sankyu	JP	JPY	570	17,542	0.01
TechnoPro Holdings	JP	JPY	311	16,612	0.01
Nihon Flush	JP	JPY	1,413	15,649	0.01
Senior	GB	GBP	24,940	15,197	0.01
Europcar Mobility Group	FR	EUR	25,786	14,427	0.01
CKD	JP	JPY	983	14,044	0.01
SITC International Holdings	HK	HKD	10,577	14,020	0.01
Raito Kogyo	JP	JPY	1,151	14,014	0.01
MBB	DE	EUR	185	13,177	0.01
Rozetta	JP	JPY	746	12,242	0.01
Service Stream	AU	AUD	10,016	12,123	0.01
Raiznext	JP	JPY	1,132	11,263	0.01
Nippo	JP	JPY	509	11,239	0.01
Trancom	JP	JPY	168	10,389	0.01
Daiho	JP	JPY	349	9,623	0.01
Sekisui Jushi	JP	JPY	553	9,590	0.01
Abist	JP	JPY	431	9,440	0.01
Sany Heavy Industry (A)	CN	CNY	2,685	8,950	0.01
Country Garden Services Holdings	CN	HKD	1,628	8,797	0.01
Aeon Delight	JP	JPY	388	8,780	0.01
Sanwa Holdings	JP	JPY	878	8,600	0.01
Taikisha	JP	JPY	359	8,040	0.01
GT Capital Holdings	PH	PHP	970	7,399	0.01
Pacific Basin Shipping	HK	HKD	52,811	6,618	0.01
Techno Smart	JP	JPY	862	6,249	0.00
CIMC Enric Holdings	HK	HKD	14,922	6,031	0.00
Nitto Boseki	JP	JPY	185	5,840	0.00
Nitta	JP	JPY	302	5,471	0.00
Hyundai Mipo Dockyard	KR	KRW	204	4,350	0.00
Koentec	KR	KRW	637	4,083	0.00
Nippon Road Co	JP	JPY	58	3,595	0.00
Hirano Tecseed/Kinzoku	JP	JPY	207	2,641	0.00
Weichai Power (A)	CN	CNY	771	1,497	0.00
Kosaido	JP	JPY	75	376	0.00
Honeywell International 0.00% 10/03/2024	US	EUR	195	196	0.00
Siemens Financier 0.125% 05/06/2022 EMTN	NL	EUR	98	98	0.00
BTS Group Holdings WTS 16/02/2021	TH	THB	2,334	30	0.00
				13,338,979	**10.63**
정보 기술					
Microsoft	US	USD	6,710	1,160,506	0.93
SAP	DE	EUR	11,020	1,008,223	0.80
Alphabet (A)	US	USD	637	886,445	0.71
Apple	US	USD	6,625	619,060	0.49
Facebook	US	USD	2,510	571,952	0.46
Oracle	US	USD	11,724	563,139	0.45
Telefonaktiebolaget LM Ericsson	SE	SEK	50,069	479,988	0.38
Visa	US	USD	3,041	470,595	0.38
Tencent Holdings	CN	HKD	6,854	448,551	0.36
Infineon Technologies	DE	EUR	16,937	404,795	0.32
Keyence	JP	JPY	951	370,554	0.30
NXP Semiconductors	NL	USD	2,999	345,223	0.28
Taiwan Semiconductor Manufacturing	TW	TWD	25,200	327,100	0.26
Salesforce.com	US	USD	1,459	289,836	0.23
Intel	US	USD	7,595	286,502	0.23
Fidelity National Information Services	US	USD	2,539	270,983	0.22
Capgemini	FR	EUR	2,686	266,249	0.21
Check Point Software Technologies (H)	IL	USD	2,490	244,007	0.19
Dell Technologies	US	USD	4,745	243,467	0.19
Western Digital	US	USD	7,370	234,387	0.19
Z Holdings	JP	JPY	36,886	220,928	0.18
Alphabet	US	USD	156	218,211	0.17
Murata Manufacturing	JP	JPY	3,566	215,483	0.17
Samsung Electronics	KR	KRW	4,989	215,165	0.17
Sage Group	GB	GBP	29,738	210,174	0.17
Qualcomm	US	USD	1,900	200,842	0.16
Fiserv	US	USD	2,432	197,346	0.16
Infosys	IN	INR	15,814	193,919	0.15
Xilinx	US	USD	1,855	187,408	0.15
Cisco Systems	US	USD	5,943	181,757	0.14
Obic	JP	JPY	1,160	176,607	0.14
Tokyo Electron	JP	JPY	736	169,914	0.14
Software	DE	EUR	5,376	165,354	0.13
Amdocs	US	USD	3,303	159,366	0.13
Shimadzu	JP	JPY	6,082	149,282	0.12
VMware	US	USD	1,337	146,987	0.12
Lam Research	US	USD	489	145,040	0.12
SS&C Technologies Holdings	US	USD	2,514	128,064	0.10
Nomura Research Institute	JP	JPY	4,931	125,087	0.10
Disco	JP	JPY	524	121,457	0.10
IPG Photonics	US	USD	708	113,481	0.09
Workday	US	USD	624	113,010	0.09
SYNNEX	US	USD	991	111,729	0.09
Azbil	JP	JPY	2,936	102,329	0.08
Tata Consultancy Services	IN	INR	3,258	100,589	0.08
Otsuka	JP	JPY	2,504	98,982	0.08
DXC Technology	US	USD	6,224	96,480	0.08
Justsystems	JP	JPY	1,706	95,949	0.08
TDK	JP	JPY	920	92,882	0.07
CDW	US	USD	865	90,645	0.07
Rohm	JP	JPY	1,214	80,149	0.06
Yokogawa Electric	JP	JPY	6,197	78,172	0.06
SDL	GB	GBP	9,590	73,574	0.06
Dialog Semiconductor	GB	EUR	2,221	72,815	0.06
Cognex	US	USD	1,280	72,432	0.06
Aptitude Software Group	GB	GBP	13,042	69,611	0.06
Micron Technology	US	USD	1,608	68,634	0.05
RingCentral	US	USD	298	65,043	0.05
Coherent	US	USD	602	64,537	0.05
Linedata Services	FR	EUR	2,550	64,508	0.05
Atos	FR	EUR	1,088	63,751	0.05
Nutanix	US	USD	2,984	62,544	0.05
Renesas Electronics	JP	JPY	8,676	61,547	0.05
Quadient	FR	EUR	5,441	60,885	0.05
Elecom	JP	JPY	1,395	59,995	0.05
Groupe SFPI	FR	EUR	52,354	59,946	0.05
Sansan	JP	JPY	979	55,720	0.04
Sabre	US	USD	9,709	53,170	0.04
Littelfuse	US	USD	310	53,132	0.04
SK Hynix	KR	KRW	871	53,049	0.04
Applied Materials	US	USD	1,016	51,345	0.04
Alten	FR	EUR	717	49,246	0.04
AIXTRON	DE	EUR	5,076	49,107	0.04
Entegris	US	USD	744	47,921	0.04
Argo Graphics	JP	JPY	1,798	47,576	0.04
SCREEN Holdings	JP	JPY	987	46,437	0.04
Ciena	US	USD	1,375	46,357	0.04
MediaTek	TW	TWD	2,247	45,900	0.04

현재 투자종목 명세서서 2020년 10월 31일

	국가 코드	CCY	주식 또는 명목	시장 가격 EUR순	% 자산
Sopra Steria Group	FR	EUR	440	44,898	0.04
Scout24	DE	EUR	559	38,653	0.03
Samsung Electronics Perpetual (Pref'd)	KR	KRW	1,006	38,403	0.03
New Relic	US	USD	713	37,454	0.03
Advanced Energy Industries	US	USD	596	34,792	0.03
giftee	JP	JPY	1,494	34,761	0.03
MKS Instruments	US	USD	361	33,963	0.03
Digital Garage	JP	JPY	1,013	30,941	0.02
Kamakura Shinsho	JP	JPY	3,552	30,178	0.02
Citrix Systems	US	USD	300	29,449	0.02
Hennge KK	JP	JPY	464	28,930	0.02
Eizo	JP	JPY	884	28,682	0.02
Ai Holdings	JP	JPY	1,876	28,306	0.02
MasterCard	US	USD	109	26,481	0.02
TeamViewer	DE	EUR	677	25,573	0.02
Fujitsu	JP	JPY	238	23,964	0.02
Infocom	JP	JPY	699	21,774	0.02
Information Services International-Dentsu	JP	JPY	379	20,443	0.02
Hamamatsu Photonics KK	JP	JPY	460	19,901	0.02
Hon Hai Precision Industry	TW	TWD	8,350	19,456	0.02
Optex Group	JP	JPY	1,440	18,420	0.01
Cancom	DE	EUR	503	17,047	0.01
Foxconn Industrial Internet (A)	CN	CNY	9,005	15,785	0.01
Tokyo Seimitsu	JP	JPY	541	15,677	0.01
Taiyo Yuden	JP	JPY	482	15,303	0.01
Comture	JP	JPY	697	15,265	0.01
Shinko Electric Industries	JP	JPY	996	14,928	0.01
NET One Systems	JP	JPY	518	13,300	0.01
Chatwork	JP	JPY	731	12,498	0.01
m-up Holdings	JP	JPY	593	12,384	0.01
Solocal Group	FR	EUR	641,546	12,254	0.01
Horiba	JP	JPY	286	12,081	0.01
Infosys ADR	IN	USD	966	11,729	0.01
NAVER	KR	KRW	53	11,573	0.01
Freee KK	JP	JPY	168	11,343	0.01
New Work SE	DE	EUR	48	10,720	0.01
Dip	JP	JPY	645	10,637	0.01
Iriso Electronics	JP	JPY	309	10,106	0.01
Appen	AU	AUD	513	10,018	0.01
Sunny Optical Technology (H)	CN	HKD	630	8,982	0.01
Atea	NO	NOK	890	8,840	0.01
SUNeVision Holdings	HK	HKD	10,852	8,170	0.01
Advantech	TW	TWD	688	5,981	0.00
ASM Pacific Technology	HK	HKD	641	5,544	0.00
Bengo4.com	JP	JPY	46	5,222	0.00
Japan Material	JP	JPY	420	4,661	0.00
Silergy	CN	TWD	44	2,351	0.00
SHIFT	JP	JPY	10	1,086	0.00
Fidelity National Info. Services 0.75% 21/05/2023	US	EUR	136	139	0.00
Fidelity National Info. Services 0.40% 15/01/2021	US	EUR	98	98	0.00
				16,612,276	13.24

소비재

	국가 코드	CCY	주식 또는 명목	시장 가격 EUR순	% 자산
Amazon.com	US	USD	310	810,801	0.65
Publicis Groupe	FR	EUR	24,273	723,328	0.58
Charter Communications	US	USD	1,377	712,821	0.57
Pearson	GB	GBP	115,386	654,334	0.52
Alibaba Group Holding ADR	CN	USD	2,178	567,656	0.45
Prosus	NL	EUR	5,704	489,263	0.39
Porsche Automobil Holding Perpetual (Pref'd)	DE	EUR	8,854	407,296	0.32
Takeaway.com	NL	EUR	4,056	387,414	0.31
Dollar Tree	US	USD	4,162	322,154	0.26
McDonald's	US	USD	1,634	297,335	0.24
Booking Holdings	US	USD	209	290,020	0.23
Puma	DE	EUR	3,363	252,342	0.20
adidas	DE	EUR	981	250,130	0.20
Nike	US	USD	2,400	247,654	0.20
Persimmon	GB	GBP	9,306	241,731	0.19
Advance Auto Parts	US	USD	1,774	222,505	0.18
Tapestry	US	USD	11,399	219,754	0.18
Lowe's Cos	US	USD	1,405	189,786	0.15
Vistry Group	GB	GBP	29,361	177,930	0.14
Shimano	JP	JPY	820	160,939	0.13
Koito Manufacturing	JP	JPY	3,871	160,263	0.13
Fast Retailing	JP	JPY	265	158,535	0.13
Volkswagen (Pref'd)	DE	EUR	1,252	156,578	0.12
IPSOS	FR	EUR	7,070	149,179	0.12
NVR	US	USD	42	144,885	0.12
Cairn Homes	IE	EUR	176,007	138,166	0.11
Beneteau	FR	EUR	17,399	137,452	0.11
Valeo	FR	EUR	5,289	137,368	0.11
Dixons Carphone	GB	GBP	127,762	136,450	0.11
Naspers	ZA	ZAR	763	127,482	0.10
Altice USA	US	USD	5,389	124,850	0.10
Liberty Media Group	US	USD	4,019	123,320	0.10
Midea Group (A)	CN	CNY	12,141	121,531	0.10
Ryohin Keikaku	JP	JPY	6,661	120,021	0.10
Inchcape	GB	GBP	21,610	119,136	0.09
Alibaba Group Holding	CN	HKD	3,652	119,092	0.09
SRP Groupe	FR	EUR	101,836	113,038	0.09
William Hill	GB	GBP	36,800	112,282	0.09
Fiat Chrysler Automobiles	GB	EUR	10,632	112,085	0.09
Zhongsheng Group Holdings	CN	HKD	17,824	109,067	0.09
Trigano (A)	FR	EUR	952	108,569	0.09
Renault	FR	EUR	4,938	104,962	0.08
eBay	US	USD	2,460	100,225	0.08
Nifco	JP	JPY	3,734	95,943	0.08
Byggmax Group	SE	SEK	22,334	95,019	0.08
Vivo Energy	GB	GBP	112,693	94,732	0.08
Yamaha	JP	JPY	2,317	94,291	0.08
AutoZone	US	USD	95	92,406	0.07
Papa John's International	US	USD	1,275	83,188	0.07
Nokian Renkaat	FI	EUR	3,112	82,136	0.07
Burlington Stores	US	USD	496	81,628	0.07
HelloFresh	DE	EUR	1,733	79,588	0.06
Service Corp International	US	USD	1,963	79,456	0.06
JD.com	CN	HKD	2,168	75,648	0.06
New Oriental Education & Technology Group ADR	CN	USD	546	75,299	0.06
Frasers Group	GB	GBP	17,708	73,797	0.06
Activision Blizzard	US	USD	1,136	73,249	0.06
ServiceMaster Global Holdings	US	USD	1,790	72,642	0.06
Seria	JP	JPY	2,176	72,087	0.06
Team17 Group	GB	GBP	8,828	69,697	0.06
Kingfisher	GB	GBP	21,395	68,301	0.05
EssilorLuxottica	FR	EUR	642	68,145	0.05
Shop Apotheke Europe	NL	EUR	467	66,551	0.05
D'ieteren	BE	EUR	1,541	66,346	0.05
Redrow	GB	GBP	14,168	65,471	0.05
Soci t des Bains de Mer Monaco	MC	EUR	1,066	64,165	0.05
Autoliv SDR	SE	SEK	977	63,665	0.05
Boozt	SE	SEK	4,574	63,508	0.05
Lagardere	FR	EUR	3,049	57,226	0.05
Musti Group	FI	EUR	2,869	56,432	0.04
Maruti Suzuki India	IN	INR	691	55,657	0.04
Autoliv	SE	USD	831	54,270	0.04
Shenzhou International Group Holdings	CN	HKD	3,608	53,820	0.04
Watches of Switzerland Group	GB	GBP	12,239	53,753	0.04
Basic-Fit	NL	EUR	2,582	53,700	0.04
ANTA Sports Products	CN	HKD	5,581	53,092	0.04
Coats Group	GB	GBP	83,289	52,603	0.04
Studio Retail Group	GB	GBP	19,362	51,670	0.04
McCarthy & Stone	GB	GBP	39,266	51,258	0.04
4imprint Group	GB	GBP	2,177	50,119	0.04
Pierre & Vacances	FR	EUR	5,182	48,818	0.04
Academedia	SE	SEK	6,603	45,648	0.04
Connect Group	GB	GBP	149,728	43,287	0.03
Photo-Me International	GB	GBP	77,793	42,385	0.03
Kendrion	NL	EUR	2,588	39,854	0.03
Gym Group	GB	GBP	25,023	38,397	0.03
Midea Group	CN	CNY	3,770	37,740	0.03
THG Holding	GB	GBP	4,787	35,109	0.03
ScS Group	GB	GBP	16,472	34,982	0.03
Nojima	JP	JPY	1,434	34,573	0.03
Television Francaise 1	FR	EUR	6,852	34,532	0.03
Headlam Group	GB	GBP	11,611	34,342	0.03
Knaus Tabbert AG	DE	EUR	531	32,119	0.03
GVC Holdings	GB	GBP	2,863	30,755	0.02
Pan Pacific International Holdings	JP	JPY	1,546	28,212	0.02
Future	GB	GBP	1,195	26,357	0.02
Eicher Motors	IN	INR	1,014	24,492	0.02
Central Automotive Products	JP	JPY	1,446	24,195	0.02
Central Retail	TH	THB	32,716	24,005	0.02
DouYu International Holdings ADR	CN	USD	1,775	22,938	0.02
Kin & Carta	GB	GBP	24,438	21,739	0.02
Trip.com Group ADR	CN	USD	865	21,228	0.02
Stockmann	FI	EUR	23,347	19,332	0.02
HUYA ADR	CN	USD	948	17,872	0.01
Oriental Land	JP	JPY	140	16,785	0.01
Hostelworld Group	IE	GBP	29,018	16,133	0.01
Delivery Hero	DE	EUR	163	16,062	0.01
Zeal Network	DE	EUR	352	13,098	0.01
Baozun ADR	CN	USD	413	13,006	0.01
Galaxy Entertainment Group	HK	HKD	2,155	12,222	0.01
Hyundai Mobis	KR	KRW	70	11,961	0.01
EDAG Engineering Group	CH	EUR	1,475	11,906	0.01
Denso	JP	JPY	297	11,884	0.01
Round One	JP	JPY	1,690	11,394	0.01
KIYO Learning	JP	JPY	117	11,104	0.01
Baozun	CN	HKD	957	9,889	0.01
Demae-Can	JP	JPY	385	9,795	0.01

현재 투자종목 명세서서 2020년 10월 31일

	국가 코드	CCY	주식 또는 명목	시장 가격 EUR순	% 자산
ABC-Mart	JP	JPY	208	9,068	0.01
Guangzhou Automobile Group (H)	CN	HKD	9,549	8,425	0.01
Rinnai	JP	JPY	97	8,198	0.01
MakeMyTrip	IN	USD	512	8,107	0.01
WPP	GB	GBP	1,087	7,449	0.01
Koshidaka Holdings	JP	JPY	2,223	7,137	0.01
SAIC Motor	CN	CNY	2,342	6,967	0.01
Wuhu Sanqi Interactive Entertainment	CN	CNY	1,800	6,845	0.01
SAIC Motor (A)	CN	CNY	2,072	6,163	0.00
MR DIY Group (M)	MY	MYR	15,692	5,651	0.00
Mitra Adiperkasa	ID	IDR	113,775	4,302	0.00
Mercari	JP	JPY	109	3,958	0.00
Piolax	JP	JPY	201	2,525	0.00
Square Enix Holdings	JP	JPY	43	2,148	0.00
Tokyo Radiator Manufacturing	JP	JPY	314	1,335	0.00
Twenty-four seven	JP	JPY	135	979	0.00
Sky 1.50% 15/09/2021 EMTN	GB	EUR	195	198	0.00
RELX Finance 0.00% 18/03/2024	NL	EUR	195	196	0.00
McDonald's 4.00% 17/02/2021 EMTN	US	EUR	98	99	0.00
BMW Finance 0.125% 12/01/2021 EMTN	NL	EUR	98	98	0.00
				14,138,285	11.27
소비재					
British American Tobacco	GB	GBP	28,500	775,760	0.62
Swedish Match	SE	SEK	11,926	772,247	0.62
Unilever	GB	EUR	15,128	734,477	0.59
Imperial Brands	GB	GBP	44,362	603,768	0.48
Tesco	GB	GBP	237,503	542,695	0.43
Unilever	GB	GBP	9,030	442,215	0.35
Beiersdorf	DE	EUR	4,787	430,366	0.34
Nestle	CH	CHF	4,439	428,776	0.34
Associated British Foods	GB	GBP	20,708	390,857	0.31
Koninklijke Ahold Delhaize	NL	EUR	15,025	354,434	0.28
Walmart	US	USD	2,875	341,988	0.27
Coca-Cola	US	USD	8,056	330,676	0.26
L'Oreal	FR	EUR	993	275,834	0.22
Archer-Daniels-Midland	US	USD	5,928	237,072	0.19
Kroger	US	USD	6,858	189,539	0.15
Bunge	US	USD	3,818	184,759	0.15
China Mengniu Dairy	HK	HKD	43,750	176,902	0.14
Wm Morrison Supermarkets	GB	GBP	82,986	150,315	0.12
Pernod Ricard	FR	EUR	921	127,535	0.10
Sprouts Farmers Market	US	USD	6,405	105,067	0.08
Monster Beverage	US	USD	1,591	104,531	0.08
Coca-Cola European Partners	GB	USD	3,266	99,568	0.08
Tyson Foods	US	USD	2,029	99,316	0.08
Kao	JP	JPY	1,591	97,270	0.08
Vilmorin & Cie	FR	EUR	2,012	90,250	0.07
Britvic	GB	GBP	10,981	90,108	0.07
Laurent-Perrier	FR	EUR	1,234	87,134	0.07
Origin Enterprises	IE	EUR	25,192	85,653	0.07
Kweichow Moutai (A)	CN	CNY	394	84,401	0.07
Marie Brizard Wine & Spirits	FR	EUR	58,046	75,460	0.06
CP ALL	TH	THB	44,690	66,032	0.05
Royal Unibrew	DK	DKK	775	64,953	0.05
Kotobuki Spirits	JP	JPY	1,219	48,533	0.04
Tsuruha Holdings	JP	JPY	376	45,261	0.04
Hindustan Unilever	IN	INR	1,830	43,870	0.03
Kweichow Moutai	CN	CNY	166	35,504	0.03
Altia	FI	EUR	3,737	34,602	0.03
C&C Group	IE	GBP	18,996	34,176	0.03
Scandi Standard	SE	SEK	5,726	33,338	0.03
Vietnam Dairy Products	VN	VND	6,648	26,581	0.02
Coles Group	AU	AUD	2,320	24,836	0.02
Nongfu Spring	CN	HKD	5,188	20,385	0.02
Sakata Seed	JP	JPY	545	16,504	0.01
Shiseido	JP	JPY	301	15,989	0.01
Robinsons Retail Holdings	PH	PHP	13,674	15,520	0.01
KT&G	KR	KRW	185	11,324	0.01
Dairy Farm International Holdings	HK	USD	3,358	10,861	0.01
Budweiser Brewing Co APAC	HK	HKD	4,125	10,435	0.01
Shinnihonseiyaku	JP	JPY	434	9,390	0.01
McColl's Retail Group	GB	GBP	40,150	9,152	0.01
Carabao Group	TH	THB	2,896	8,724	0.01
Blackmores	AU	AUD	80	3,401	0.00
Sagami Rubber Industries	JP	JPY	138	1,340	0.00
Marie Brizard Wine & Spirits WTS 22/09/2022	FR	EUR	58,544	960	0.00
BAT Int'l Finance 4.875% 24/02/2021 EMTN	GB	EUR	195	198	0.00
Altria Group 1.00% 15/02/2023	US	EUR	146	150	0.00
				9,100,992	7.26
건강					
Sanofi	FR	EUR	19,707	1,524,695	1.22
Roche Holding	CH	CHF	3,969	1,095,794	0.87
Koninklijke Philips	NL	EUR	17,587	701,283	0.56
Fresenius Medical Care	DE	EUR	8,200	537,731	0.43
Novo Nordisk	DK	DKK	9,472	522,436	0.42
AmerisourceBergen	US	USD	5,844	480,490	0.38
McKesson	US	USD	2,876	361,138	0.29
Horizon Therapeutics	US	USD	5,528	354,907	0.28
Baxter International	US	USD	4,548	302,041	0.24
Mylan	US	USD	24,159	301,302	0.24
Bayer	DE	EUR	7,308	294,957	0.24
AbbVie	US	USD	4,070	294,326	0.23
UnitedHealth Group	US	USD	1,076	282,471	0.23
Pfizer	US	USD	9,353	281,617	0.22
Thermo Fisher Scientific	US	USD	667	270,287	0.22
ICON	IE	USD	1,538	238,038	0.19
Zimmer Biomet Holdings	US	USD	2,088	236,359	0.19
Roche Holding (B)	CH	CHF	840	232,320	0.19
Anthem	US	USD	966	227,350	0.18
CVS Health	US	USD	4,722	227,082	0.18
HCA Healthcare	US	USD	1,995	211,622	0.17
Abbott Laboratories	US	USD	1,659	148,820	0.12
MorphoSys	DE	EUR	1,684	147,494	0.12
Centene	US	USD	2,831	143,325	0.11
Fresenius SE & Co	DE	EUR	4,469	142,301	0.11
Qiagen	NL	EUR	3,275	133,520	0.11
Olympus	JP	JPY	7,735	127,117	0.10
Alexion Pharmaceuticals	US	USD	1,256	123,939	0.10
Stryker	US	USD	702	120,620	0.10
Boston Scientific	US	USD	4,001	118,602	0.09
Santen Pharmaceutical	JP	JPY	7,668	117,320	0.09
Evotec	DE	EUR	3,969	90,018	0.07
Spire Healthcare Group	GB	GBP	67,857	89,788	0.07
Eisai	JP	JPY	1,290	86,144	0.07
Genus	GB	GBP	1,857	84,705	0.07
As One	JP	JPY	637	79,087	0.06
Grifols ADR	ES	USD	5,449	78,346	0.06
Siemens Healthineers	DE	EUR	2,005	73,899	0.06
Sonova Holding	CH	CHF	319	64,925	0.05
Nippon Shinyaku	JP	JPY	1,022	62,717	0.05
Indivior	GB	GBP	50,226	61,600	0.05
Innovent Biologics	CN	HKD	9,086	57,818	0.05
Korian	FR	EUR	2,202	53,236	0.04
PerkinElmer	US	USD	461	50,712	0.04
Wuxi Biologics Cayman	CN	HKD	1,969	47,462	0.04
CSL	AU	AUD	266	46,185	0.04
Arena Pharmaceuticals	US	USD	547	40,285	0.03
LivaNova	GB	USD	905	38,882	0.03
Ascendis Pharma ADR	DK	USD	272	37,724	0.03
Otsuka Holdings	JP	JPY	1,134	36,056	0.03
Hansoh Pharmaceutical Group	CN	HKD	9,058	34,788	0.03
Krystal Biotech	US	USD	909	34,660	0.03
Apellis Pharmaceuticals	US	USD	1,241	34,130	0.03
Craneware	GB	GBP	1,972	34,095	0.03
Aprea Therapeutics	US	USD	1,709	32,280	0.03
Exelixis	US	USD	1,765	30,897	0.02
Medical Data Vision	JP	JPY	1,414	28,552	0.02
Compugroup Medical	DE	EUR	371	27,267	0.02
Nihon Kohden	JP	JPY	910	24,459	0.02
Eiken Chemical	JP	JPY	1,395	22,924	0.02
Sutro Biopharma	US	USD	1,941	21,113	0.02
Peijia Medical	CN	HKD	5,405	15,051	0.01
Stratec	DE	EUR	114	14,314	0.01
Nexus	DE	EUR	283	13,504	0.01
Fisher & Paykel Healthcare (AU)	NZ	AUD	659	13,029	0.01
Hoya	JP	JPY	108	10,465	0.01
WuXi AppTec	CN	HKD	616	8,457	0.01
Draegerwerk Perpetual (Pref'd)	DE	EUR	117	8,092	0.01
Ramsay Health Care	AU	AUD	196	7,382	0.01
Hangzhou Tigermed Consulting	CN	HKD	527	7,267	0.01
JMDC	JP	JPY	141	6,343	0.01
InnoCare Pharma	CN	HKD	5,192	5,708	0.00
Bumrungrad Hospital	TH	THB	1,914	4,787	0.00
Ocumension Therapeutics	CN	HKD	2,328	4,661	0.00
Bayer 0.375% 06/07/2024	DE	EUR	88	89	0.00
Abbott Ireland Financing 0.875% 27/09/2023	IE	EUR	73	75	0.00
				11,925,282	9.51
금융					
SPDR S&P US Dividend Aristocrats UCITS ETF	IE	USD	93,631	4,101,119	3.27
Allianz	DE	EUR	6,908	1,043,516	0.83
AXA	FR	EUR	61,730	851,868	0.68
Legal & General Group	GB	GBP	360,766	741,317	0.59
Berkshire Hathaway	US	USD	3,797	654,505	0.52
Hannover Rueck	DE	EUR	4,783	596,500	0.48
Morgan Stanley	US	USD	14,054	574,910	0.46
DNB	NO	NOK	48,380	560,457	0.45

현재 투자종목 명세서서 2020년 10월 31일

	국가 코드	CCY	주식 또는 명목	시장 가격 EUR순	% 자산
Barclays	GB	GBP	410,417	486,291	0.39
Willis Towers Watson	GB	USD	2,862	442,472	0.35
JPMorgan Chase	US	USD	5,006	416,144	0.33
St James's Place	GB	GBP	41,592	415,858	0.33
Zurich Insurance Group	CH	CHF	1,433	408,087	0.33
Deutsche Boerse	DE	EUR	3,144	397,225	0.32
ABN AMRO Group	NL	EUR	51,291	361,398	0.29
NN Group	NL	EUR	11,816	353,763	0.28
Prudential	GB	GBP	33,289	348,982	0.28
3i Group	GB	GBP	31,882	340,676	0.27
Aviva	GB	GBP	106,269	304,271	0.24
Tryg	DK	DKK	12,645	301,195	0.24
Swedbank	SE	SEK	21,606	291,035	0.23
Wells Fargo	US	USD	15,286	275,669	0.22
Admiral Group	GB	GBP	8,973	274,371	0.22
HDFC Bank	IN	INR	19,455	266,696	0.21
Muenchener Rueckversicherungs-Gesellschaft	DE	EUR	1,273	255,667	0.20
Bank OZK	US	USD	12,136	252,400	0.20
Fairfax Financial Holdings	CA	CAD	1,106	251,783	0.20
Travelers	US	USD	2,329	241,069	0.19
AIA Group	HK	HKD	28,585	233,536	0.19
Arthur J Gallagher	US	USD	2,554	226,160	0.18
Sampo	FI	EUR	6,763	219,134	0.17
Phoenix Group Holdings	GB	GBP	28,578	210,490	0.17
Tokio Marine Holdings	JP	JPY	5,443	208,878	0.17
ING Groep	NL	EUR	32,632	191,193	0.15
Ageas	BE	EUR	5,448	188,225	0.15
Northern Trust	US	USD	2,654	175,431	0.14
SCOR	FR	EUR	7,884	164,457	0.13
Bank Central Asia	ID	IDR	88,529	149,507	0.12
Housing Development Finance	IN	INR	6,532	145,637	0.12
Discover Financial Services	US	USD	2,675	145,441	0.12
Tradeweb Markets	US	USD	2,989	140,529	0.11
Aflac	US	USD	4,512	130,278	0.10
Arch Capital Group	BM	USD	4,550	118,720	0.09
Assurant	US	USD	1,044	111,455	0.09
First Republic Bank	US	USD	1,016	109,558	0.09
VZ Holding	CH	CHF	1,480	106,638	0.09
Virtu Financial	US	USD	5,424	98,518	0.08
Credit Agricole	FR	EUR	13,787	93,504	0.07
Quilter	GB	GBP	65,184	88,570	0.07
Texas Capital Bancshares	US	USD	2,329	88,196	0.07
Ping An Insurance Group (H)	CN	HKD	9,760	86,463	0.07
SVB Financial Group	US	USD	324	79,317	0.06
Intermediate Capital Group	GB	GBP	5,577	72,611	0.06
Van Lanschot Kempen	NL	EUR	4,131	71,049	0.06
ORIX	JP	JPY	6,611	66,409	0.05
Euronext	NL	EUR	722	64,696	0.05
Just Group	GB	GBP	128,454	60,132	0.05
Natwest Group	GB	GBP	41,791	57,714	0.05
Banca Generali	IT	EUR	2,338	57,054	0.05
Bank Rakyat Indonesia Persero	ID	IDR	291,629	56,607	0.05
HDFC Standard Life Insurance	IN	INR	8,133	55,497	0.04
IG Group Holdings	GB	GBP	6,521	55,177	0.04
ASR Nederland	NL	EUR	2,071	54,059	0.04
Axis Bank	IN	INR	8,707	49,542	0.04
Vienna Ins. Group Wiener Versicherung Gruppe	AT	EUR	2,768	48,223	0.04
Bank of Georgia Group	GE	GBP	4,702	46,895	0.04
KBC Ancora	BE	EUR	1,902	46,219	0.04
Sberbank of Russia Perpetual (Pref'd)	RU	USD	21,529	44,979	0.04
China Merchants Bank (H)	CN	HKD	9,317	41,679	0.03
ICICI Lombard General Insurance	IN	INR	2,905	41,520	0.03
Coface	FR	EUR	5,829	39,052	0.03
Brooks Macdonald Group	GB	GBP	2,231	38,948	0.03
Aruhi	JP	JPY	2,352	36,236	0.03
Commonwealth Bank of Australia	AU	AUD	833	34,689	0.03
Palomar Holdings	US	USD	446	34,108	0.03
Close Brothers Group	GB	GBP	2,808	33,630	0.03
Chailease Holding	TW	TWD	7,799	32,603	0.03
China Construction Bank (H)	CN	HKD	52,984	31,360	0.03
Draper Esprit	GB	GBP	4,541	30,600	0.02
Sparebanken Vest	NO	NOK	5,396	29,580	0.02
Trian Investors 1	GB	GBP	23,973	27,989	0.02
Industrial & Commercial Bank of China (H)	CN	HKD	55,810	27,215	0.02
Kotak Mahindra Bank	IN	INR	1,509	27,046	0.02
Goosehead Insurance	US	USD	262	26,897	0.02
Hamilton Lane	US	USD	446	26,476	0.02
TBC Bank Group	GE	GBP	2,430	24,836	0.02
XPS Pensions Group	GB	GBP	17,389	24,556	0.02
Hong Kong Exchanges and Clearing	HK	HKD	591	24,308	0.02
Premier Miton Group	GB	GBP	19,322	23,633	0.02
Deutsche Pfandbriefbank	DE	EUR	3,491	18,275	0.01
United Overseas Bank	SG	SGD	1,422	17,028	0.01
Xtrackers Euro Stoxx 50 UCITS ETF	LU	EUR	354	15,800	0.01
Mega Financial Holding	TW	TWD	17,597	14,574	0.01
Minkabu The Infonoid	JP	JPY	695	14,393	0.01
SBI Cards & Payment Services	IN	INR	1,533	14,199	0.01
Hypoport	DE	EUR	30	13,662	0.01
Bajaj Finance	IN	INR	337	12,907	0.01
Westpac Banking	AU	AUD	992	10,799	0.01
China International Capital (H)	CN	HKD	5,156	10,345	0.01
Secure Trust Bank	GB	GBP	1,027	8,589	0.01
Noah Holdings ADR	CN	USD	353	7,963	0.01
HDFC Bank ADR	IN	USD	60	2,921	0.00
Sherborne Investors Guernsey	GB	GBP	50,035	2,504	0.00
Morgan Stanley 1.00% 02/12/2022 GMTN	US	EUR	195	200	0.00
UBS 0.625% 23/01/2023 GMTN	CH	EUR	195	199	0.00
Bank of America 1.379% VRN 07/02/2025 EMTN	US	EUR	146	152	0.00
Danske Bank 1.375% VRN 24/05/2023	DK	EUR	146	149	0.00
Metropolitan Life Global 0.875% 20/01/2022 EMTN	US	EUR	146	148	0.00
FCA Bank Ireland 1.25% 21/06/2022 EMTN	IT	EUR	141	144	0.00
KBC Group 1.125% 25/01/2024 EMTN	BE	EUR	98	101	0.00
Korea Development Bank 0.625% 17/07/2023	KR	EUR	98	100	0.00
BFCM 0.75% 15/06/2023 EMTN	FR	EUR	98	100	0.00
DNB Bank 4.375% 24/02/2021 EMTN	NO	EUR	98	99	0.00
Volkswagen Bank 0.375% 05/07/2022 EMTN	DE	EUR	98	98	0.00
Swedbank 0.25% 07/11/2022 GMTN	SE	EUR	98	98	0.00
HSBC Holdings 0.422% FRN 04/12/2021 EMTN	GB	EUR	98	98	0.00
Goldman Sachs Group 0.041% FRN 21/04/2023 EMTN	US	EUR	98	98	0.00
Barclays 3.375% VRN 02/04/2025 EMTN	GB	EUR	90	98	0.00
NatWest Markets 0.233% FRN 18/06/2021 EMTN	GB	EUR	59	59	0.00
Lloyds Banking Group 0.75% 09/11/2021 EMTN	GB	EUR	50	51	0.00
Westpac Banking 0.75% 17/10/2023 EMTN	AU	EUR	49	50	0.00
Rabobank 0.625% 27/02/2024 EMTN	NL	EUR	49	50	0.00
BPCE 1.125% 18/01/2023 EMTN	FR	EUR	49	50	0.00
Volkswagen Bank 0.955% FRN 01/08/2022 EMTN	DE	EUR	49	49	0.00
FCA Bank Ireland 1.00% 21/02/2022 EMTN	IT	EUR	49	49	0.00
Mitsubishi UFJ Financial Group 0.978% 09/06/2024	JP	EUR	42	44	0.00
Berkshire Hathaway 0.00% 12/03/2025	US	EUR	43	44	0.00
Volkswagen Bank 0.625% 08/09/2021 EMTN	DE	EUR	39	39	0.00
Metropolitan Life Global 0.375% 09/04/2024	US	EUR	37	37	0.00
Santander UK 0.875% 25/11/2020 EMTN	GB	EUR	34	34	0.00
Citigroup 0.339% FRN 24/05/2021 EMTN	US	EUR	29	29	0.00
				21,049,329	**16.78**
부동산					
Vonovia	DE	EUR	14,060	770,776	0.61
ADO Properties (A)	DE	EUR	10,776	232,540	0.19
Prologis REIT	US	USD	2,490	212,040	0.17
CLS Holdings	GB	GBP	59,185	130,434	0.10
Shurgard Self Storage	LU	EUR	2,899	106,096	0.08
Invitation Homes REIT	US	USD	3,934	91,719	0.07
Relo Group	JP	JPY	4,364	89,945	0.07
Urban & Civic	GB	GBP	24,331	55,460	0.04
RDI REIT	GB	GBP	52,304	51,644	0.04
Open House	JP	JPY	1,630	47,696	0.04
KE Holdings ADR	CN	USD	768	45,958	0.04
SM Prime Holdings	PH	PHP	70,308	42,019	0.03
Urban Logistics REIT	GB	GBP	21,146	32,212	0.03
Healthcare Realty Trust REIT	US	USD	1,261	29,991	0.02
Mapletree Industrial Trust REIT	SG	SGD	10,185	19,491	0.02
Central Pattana	TH	THB	18,079	19,087	0.02
LSL Property Services	GB	GBP	7,962	18,150	0.01
China Resources Land	HK	HKD	5,049	17,720	0.01
Keppel DC REIT	SG	SGD	9,672	17,630	0.01
Patrizia	DE	EUR	852	16,649	0.01
Goodman Group REIT	AU	AUD	1,375	15,269	0.01
Link REIT	HK	HKD	1,807	11,837	0.01
China Merchants Commercial REIT	HK	HKD	43,383	11,555	0.01
CapitaLand	SG	SGD	5,894	9,525	0.01
City Developments	SG	SGD	2,008	8,009	0.01
Shimao Property Holdings	HK	HKD	2,446	7,433	0.01
Daibiru	JP	JPY	735	7,143	0.01
Ascendas India Trust	SG	SGD	6,783	5,548	0.00
Heiwa Real Estate	JP	JPY	169	4,227	0.00
Robinsons Land	PH	PHP	14,297	3,803	0.00
Vincom Retail	VN	VND	3,255	3,049	0.00
Cosmos Initia	JP	JPY	276	945	0.00
Logicor Financing 1.50% 14/11/2022 EMTN	LU	EUR	195	200	0.00
Digital Euro Finco 2.625% 15/04/2024	US	EUR	98	106	0.00
Digital Dutch Finco 0.125% 15/10/2022	NL	EUR	98	98	0.00
Unibail-Rodamco-Westfield 0.125% 14/05/2021 EMTN	FR	EUR	78	78	0.00
Shimao Services Holdings	CN	HKD	40	74	0.00
				2,136,156	**1.70**
정부					
Germany 1.75% 04/07/2022	DE	EUR	3,286	3,427	0.00

현재 투자종목 명세서서 2020년 10월 31일

	국가 코드	CCY	주식 또는 명목	시장 가격 EUR순	% 자산
Germany 0.00% 07/10/2022	DE	EUR	2,362	2,400	0.00
Germany 0.00% 05/04/2024	DE	EUR	1,755	1,807	0.00
Germany 0.00%08/04/2022	DE	EUR	1,497	1,514	0.00
Germany 0.00% 12/03/2021	DE	EUR	1,375	1,379	0.00
Germany 0.00% 11/06/2021	DE	EUR	1,187	1,192	0.00
Germany 2.00% 15/08/2023	DE	EUR	388	419	0.00
				12,138	0.01
폐쇄형 펀드					
Oakley Capital Investments Fund	BM	GBP	34,935	98,861	0.08
Gemfields Group	GB	ZAR	485,906	32,104	0.03
Electra Private Equity	GB	GBP	4,519	8,794	0.01
Keystone Investment Trust	GB	GBP	1,789	4,893	0.00
				144,652	0.12
개방형 펀드					
Fidelity ILF - The US Dollar Fund - A-ACC-USD	IE	USD	56	870,984	0.69
Fidelity ILF - The Euro Fund - A-ACC-EUR	IE	EUR	30	419,389	0.33
Fidelity ILF - The Sterling Fund - A-ACC-GBP	IE	GBP	1	92	0.00
				1,290,465	1.03
주식 연계 채권					
HSBC (Kweichow Moutai (A)) ELN 12/04/2024	CN	USD	118	25,240	0.02
HSBC (Weichai Power (A)) ELN 07/05/2021	CN	USD	5,019	9,742	0.01
HSBC (Wuhu Sanqi IA Ent (A)) ELN 16/09/2021	CN	USD	237	900	0.00
				35,882	0.03
커뮤니케이션 서비스					
T-Mobile US	US	USD	8,866	826,630	0.66
Liberty Global	GB	USD	19,026	301,222	0.24
Verizon Communications	US	USD	5,980	292,118	0.23
Elisa	FI	EUR	6,232	263,224	0.21
Infrastrutture Wireless Italiane	IT	EUR	22,984	213,295	0.17
Deutsche Telekom	DE	EUR	14,254	186,303	0.15
Vivendi	FR	EUR	6,537	162,062	0.13
Netflix	US	USD	300	122,377	0.10
Tele2	SE	SEK	12,003	122,337	0.10
Vodafone Group	GB	GBP	102,130	116,968	0.09
Telenor	NO	NOK	7,637	101,185	0.08
Bollore	FR	EUR	32,510	100,002	0.08
Swisscom	CH	CHF	184	80,474	0.06
Millicom International Cellular SDR	LU	SEK	2,070	52,559	0.04
Zegona Communications	GB	GBP	33,723	41,622	0.03
NOS SGPS	PT	EUR	14,034	41,374	0.03
China Mobile	HK	HKD	5,428	28,497	0.02
Pebble Group	GB	GBP	35,559	28,073	0.02
HKBN	HK	HKD	17,616	26,161	0.02
Hellenic Telecommunications Organization	GR	EUR	1,424	16,266	0.01
LG Uplus	KR	KRW	1,847	15,518	0.01
Telstra	AU	AUD	9,220	14,897	0.01
Daiichikosho	JP	JPY	479	14,066	0.01
Far EasTone Telecommunications	TW	TWD	7,529	13,568	0.01
Technicolor	FR	EUR	10,873	13,333	0.01
Converge ICT Solutions	PH	PHP	47,433	12,433	0.01
HKT Trust and HKT	HK	HKD	9,918	11,008	0.01
Nippon Telegraph & Telephone	JP	JPY	426	7,711	0.01
NetLink NBN Trust	SG	SGD	12,544	7,577	0.01
Hutchison Telecommunications Hong Kong Holdings	HK	HKD	44,223	5,687	0.00
Technicolor WTS 22/09/2024	FR	EUR	10,873	769	0.00
AT&T 1.30% 05/09/2023	US	EUR	195	202	0.00
Orange 0.50% 15/01/2022 EMTN	FR	EUR	98	98	0.00
				3,239,616	2.58

증권 자격 취득 또는 기타 통제 된 시장 에서 죽음을 맞게

	국가 코드	CCY	주식 또는 명목	시장 가격 EUR순	% 자산
에너지					
Cheniere Energy	US	USD	4,057	165,127	0.13
				165,127	0.13
유틸리티					
Endesa	ES	EUR	21,284	489,735	0.39
Iberdrola	ES	EUR	25,453	257,714	0.21
Enagas	ES	EUR	7,850	145,452	0.12
Red Electrica	ES	EUR	6,296	95,234	0.08
				988,135	0.79
소재					
Vidrala	ES	EUR	932	76,458	0.06
Grupo Mexico	MX	MXN	17,956	43,753	0.03
PhosAgro GDR	RU	USD	1,541	15,239	0.01
Novolipetsk Steel GDR	RU	USD	670	13,356	0.01
Vidrala (BR) RTS 05/11/2020	ES	EUR	956	3,915	0.00
				152,721	0.12
산업재					
Ferrovial	ES	EUR	23,196	430,868	0.34
Ryanair Holdings	IE	EUR	6,315	74,680	0.06
Irish Continental Group	IE	EUR	22,248	69,858	0.06
Applus Services	ES	EUR	8,583	57,722	0.05
Localiza Rent a Car	BR	BRL	4,412	40,488	0.03
Hokkaido Chuo Bus	JP	JPY	8	237	0.00
				673,853	0.54
정보 기술					
Amadeus IT Group	ES	EUR	745	30,554	0.02
				30,554	0.02
소비재					
Industria de Diseno Textil	ES	EUR	18,853	399,502	0.32
Glenveagh Properties	IE	EUR	183,412	134,808	0.11
Dalata Hotel Group	IE	EUR	17,759	42,977	0.03
Applegreen	IE	EUR	13,732	39,000	0.03
				616,287	0.49
소비재					
X5 Retail Group GDR	RU	USD	623	18,795	0.01
				18,795	0.01
건강					
Grifols (Pref'd)	ES	EUR	5,073	73,561	0.06
Grifols	ES	EUR	2,658	61,634	0.05
Korian RTS 26/10/2020	FR	EUR	2,202	5,482	0.00
Danaher 1.70% 30/03/2024	US	EUR	195	207	0.00
				140,884	0.11
금융					
Kaspi KZ	KZ	USD	2,025	74,646	0.06
Vostok Emerging Finance SDR	SE	SEK	165,189	43,226	0.03
Grupo Financiero Banorte	MX	MXN	6,511	24,567	0.02
TCS Group Holding GDR	CY	USD	1,114	22,850	0.02
Goldman Sachs Group 2.00% 27/07/2023 EMTN	US	EUR	49	51	0.00
				165,340	0.13
부동산					
Blackstone Property Partners 1.40% 06/07/2022 EMTN	LU	EUR	98	99	0.00
				99	0.00
주식 연계 채권					
BNP (Zhejiang Supor Cookware (A)) ELN 24/02/2023	CN	USD	3,166	28,687	0.02
CITI (Vincom Retail (A)) ELN 19/02/2020	VN	USD	12,618	11,782	0.01
UBS (Anhui Heli (A)) ELN 21/01/2022	CN	USD	5,816	10,521	0.01
UBS (Midea Group (A)) ELN 16/11/2020	CN	USD	388	3,881	0.00
HSBC (Midea Group (A)) ELN 23/11/2020	CN	USD	162	1,619	0.00
				56,490	0.05
커뮤니케이션 서비스					
Euskaltel	ES	EUR	7,678	62,730	0.05
				62,730	0.05

목록에 없음

	국가 코드	CCY	주식 또는 명목	시장 가격 EUR순	% 자산
에너지					
OW Bunker*	DK	DKK	3,193	0	0.00
				0	0.00
소재					
Farmers Bus Perpetual (Pref'd)*	US	USD	1,512	42,914	0.03
FARMERS BU SR F 0% (Pref'd) (Perpetual)*	US	USD	1,021	28,965	0.02
				71,879	0.06
산업재					
Tradeshift Holdings*	US	USD	2,803	14,436	0.01
				14,436	0.01
정보 기술					
Innoviz Technology Service*	IL	USD	5,397	38,935	0.03
Bytedance*	CN	USD	227	12,241	0.01
Sensetime Group*	CN	USD	34,347	10,425	0.01
				61,601	0.05

현재 투자종목 명세서 2020년 10월 31일

	국가 코드	CCY	주식 또는 명목	시장 가격 EUR	% 순자산
금융					
Transferwise*	GB	USD	413	44,338	0.04
Transferwise (Pref'd)*	GB	USD	282	30,236	0.02
				74,574	**0.06**
폐쇄형 펀드					
Marwyn Value Investors*	GB	GBP	4,790	6,391	0.01
				6,391	**0.01**
단주				13	0.00
총 투자 (비용 EUR 112,945,623)				**108,966,774**	**86.87**

차액 거래 계약

	CCY	기본 노출	미실현 이익 / (손실) EUR	% 순자산
Halfords Group (HSBC)	GBP	72,544	1,845	0.00
AIB Group (GB) (JPLS)	EUR	26,757	75	0.00
베트남 Tech. & Commercial Joint Stock Bank (MS)	USD	13,291	(736)	(0.00)
CRH (IE) (JPLS)	EUR	58,381	(3,414)	(0.00)
Legal & General Group (HSBC)	GBP	288,179	(9,623)	(0.01)
Sanofi (UBS)	EUR	159,235	(11,052)	(0.01)
			(22,905)	**(0.02)**

선물환 계약

	기본 노출 EUR	미실현 이익 / (손실) EUR	% 순자산
구입 SEK 판매 EUR 에 10.41988 16/11/2020	457,095	2,740	0.00
구입 CHF 판매 EUR 에 1.07699 16/11/2020	213,725	1,924	0.00
구입 USD 판매 EUR 에 1.18162 16/11/2020	5,818	81	0.00
구입 USD 판매 EUR 에 1.17954 16/11/2020	1,583	19	0.00
구입 USD 판매 EUR 에 1.17357 16/11/2020	1,787	13	0.00
구입 USD 판매 EUR 에 1.17260 16/11/2020	1,761	11	0.00
구입 EUR 판매 USD 에 0.85601 16/11/2020	1,668	(4)	(0.00)
구입 EUR 판매 USD 에 0.85197 16/11/2020	1,536	(11)	(0.00)
구입 EUR 판매 USD 에 0.85007 16/11/2020	2,337	(22)	(0.00)
구입 EUR 판매 USD 에 0.84759 16/11/2020	2,620	(32)	(0.00)
구입 EUR 판매 USD 에 0.84583 16/11/2020	16,180	(231)	(0.00)
구입 NOK 판매 EUR 에 10.85198 16/11/2020	161,489	(3,803)	(0.00)
구입 EUR 판매 GBP 에 1.09720 16/11/2020	393,787	(5,137)	(0.00)
		(4,452)	**(0.00)**

선물

	CCY	기본 노출	미실현 이익 / (손실) EUR	% 순자산
S&P TSX 60 Index Future 17/12/2020	CAD	3,430,507	(111,188)	(0.09)
S&P 500 Emini Index Future 18/12/2020	USD	12,047,377	(242,766)	(0.19)
MSCI Europe Index Future 18/12/2020	EUR	3,826,147	(277,093)	(0.22)
			(631,047)	**(0.50)**
기타 자산 및 부채			17,127,327	13.65
순자산			**125,435,697**	**100.00**

지역별 배분

국가	국가 코드	% 순자산
미국	US	23.07
영국	GB	13.48
독일	DE	7.90
프랑스	FR	6.73
일본	JP	6.42
아일랜드	IE	5.66
네덜란드	NL	4.22
스웨덴	SE	3.14
스위스	CH	2.59
중국	CN	2.10
스페인	ES	1.80
노르웨이	NO	1.26
인도	IN	1.06
덴마크	DK	0.94
핀란드	FI	0.78
이탈리아	IT	0.68
룩셈부르크	LU	0.68
호주	AU	0.66
홍콩	HK	0.58
대만	TW	0.37
한국	KR	0.30
모나코	MC	0.24
벨기에	BE	0.24
이스라엘	IL	0.23
캐나다	CA	0.20
남아프리카 공화국	ZA	0.20
버뮤다	BM	0.17
오스트리아	AT	0.17
인도네시아	ID	0.17
태국	TH	0.15
싱가포르	SG	0.13
포르투갈	PT	0.10
러시아	RU	0.07
필리핀	PH	0.06
카자흐스탄	KZ	0.06
그루지야	GE	0.06
멕시코	MX	0.05
키프로스	CY	0.05
베트남	VN	0.03
브라질	BR	0.03
그리스	GR	0.03
뉴질랜드	NZ	0.01
말레이시아	MY	0.00
현금 및 기타 순자산		13.13

현재 투자종목 명세서서 2020년 10월 31일

공인된 주식 또는 공식 증권거래소에서 거래됨

에너지

	국가 코드	CCY	주식 또는 명목	시가(USD)	% 순자산
Medco Bell Pte 6.375% 30/01/2027 Reg S	SG	USD	265,262	234,890	0.37
Pertamina Persero 4.15% 25/02/2060 Reg S	ID	USD	230,304	229,678	0.37
Medco Oak Tree Pte 7.375% 14/05/2026 Reg S	SG	USD	204,588	198,905	0.32
Thaioil Treasury Centre 3.75% 18/06/2050 Reg S	TH	USD	159,289	147,376	0.23
Indika Energy Capital 8.25% 22/10/2025 Reg S	SG	USD	127,752	127,712	0.20
Periama Holdings 5.95% 19/04/2026	US	USD	122,339	122,645	0.20
Puma Int'l Fin. 5.125% 06/10/2024 Reg S	LU	USD	131,266	111,609	0.18
Thaioil Treasury 2.50% 18/06/2030 Reg S	TH	USD	107,391	104,111	0.17
Thaioil Treasury Center 3.50% 17/10/2049 Reg S	TH	USD	103,662	92,275	0.15
CNOOC	CN	HKD	89,475	81,597	0.13
PTTEP Treasury Center 3.903% 06/12/2059 Reg S	TH	USD	74,550	79,939	0.13
Adaro Indonesia 4.25% 31/10/2024 Reg S	ID	USD	76,167	75,882	0.12
Mongolian Mining 9.25% 15/04/2024 Reg S	SU	USD	91,148	74,269	0.12
ABM Investama 7.125% 01/08/2022 Reg S	ID	USD	104,784	68,370	0.11
Puma Int'l Fin. 5.00% 24/01/2026 Reg S	LU	USD	79,408	65,799	0.10
Reliance Industries	IN	INR	2,233	61,820	0.10
China Petroleum & Chemical (H)	CN	HKD	151,143	58,929	0.09
HPCL-Mittal Energy 5.25% 28/04/2027	IN	USD	57,560	58,679	0.09
CNPC Global Capital 2.00% 23/06/2030 Reg S	VG	USD	53,696	53,298	0.08
Origin Energy	AU	AUD	17,123	48,086	0.08
Thaioil Treasury Centre 4.875% 23/01/2043 Reg S	TH	USD	37,269	41,095	0.07
PTT	TH	THB	41,309	40,996	0.07
Sinopec Kantons Holdings	HK	HKD	102,593	37,111	0.06
GS Caltex 1.625% 27/07/2025 Reg S	KR	USD	31,845	31,896	0.05
PTTEP Treasury 2.587% 10/06/2027 Reg S	TH	USD	30,129	31,095	0.05
China Oilfield Services (H)	CN	HKD	39,762	23,985	0.04
Senex Energy	AU	AUD	106,820	22,161	0.04
China Shenhua Energy (H)	CN	HKD	11,629	20,144	0.03
Pertamina Persero 4.70% 30/07/2049 Reg S	ID	USD	17,526	19,021	0.03
Denbury	US	USD	904	14,820	0.02
Cooper Energy	AU	AUD	63,561	14,066	0.02
Oil India 5.125% 04/02/2029	IN	USD	11,443	12,374	0.02
Anton Oilfield Services Group 7.50% 02/12/2022	KY	USD	20,330	12,005	0.02
PetroChina (H)	CN	HKD	34,869	9,775	0.02
Reliance Industries	IN	INR	221	3,515	0.01
HPCL-Mittal Energy 5.45% 22/10/2026 Reg S	IN	USD	2,764	2,809	0.00
Honghua Group 6.375% 01/08/2022	KY	USD	2,100	2,089	0.00
PTTEP Canada Int'l Finance 6.35% 12/06/2042 Reg S	CA	USD	597	837	0.00
CNOOC Finance 2012 5.00% 02/05/2042 Reg S	VG	USD	597	792	0.00
				2,436,455	**3.88**

유틸리티

	국가 코드	CCY	주식 또는 명목	시가(USD)	% 순자산
Perusahaan Listrik Negara 4.375% 05/02/2050 Reg S	ID	USD	249,311	259,284	0.41
Guangdong Investment	HK	HKD	110,099	163,277	0.26
Perusahaan Listrik Negara 4.00% 30/06/2050 Reg S	ID	USD	163,581	162,109	0.26
Star Energy Geothermal 4.85% 14/10/2038 Reg S	BM	USD	142,853	147,007	0.23
Greenko Investment 4.875% 16/08/2023 Reg S	MU	USD	145,179	146,093	0.23
Greencoat Renewables	IE	EUR	100,880	137,510	0.22
Power Grid Corporation of (India)	IN	INR	58,609	135,061	0.22
ReNew Power 5.875% 05/03/2027 Reg S	IN	USD	124,465	127,813	0.20
Star Energy Geothermal 6.75% 24/04/2033 Reg S	VG	USD	107,423	118,716	0.19
US Solar Fund	GB	USD	114,409	112,979	0.18
Greenko Solar Mauritius 5.95% 29/07/2026 Reg S	MU	USD	102,447	108,423	0.17
Greenko Solar Mauritius 5.55% 29/01/2025 Reg S	MU	USD	98,646	101,680	0.16
Perusahaan Listrik Negara 4.875% 17/07/2049 Reg S	ID	USD	88,822	98,307	0.16
SMC Global Power Holdings 5.95% VRN (Perpetual)	PH	USD	89,410	86,486	0.14
HK Electric Investments & HK Electric Investments	HK	HKD	79,724	81,143	0.13
Huadian Power International (H)	CN	HKD	319,534	79,239	0.13
CK Infrastructure Holdings	HK	HKD	15,849	74,728	0.12
Neerg Energy 6.00% 13/02/2022 Reg S	MU	USD	67,641	68,823	0.11
Hongkong Electric Finance 1.875% 27/08/2030 EMTN	VG	USD	67,120	65,721	0.10
ENN Energy 2.625% 17/09/2030 Reg S	KY	USD	63,704	64,136	0.10
China Resources Gas Group	HK	HKD	13,955	60,574	0.10
Adani Electricity Mumbai 3.949% 12/02/2030 Reg S	IN	USD	58,767	58,149	0.09
Power Sector A&L Mgmt 7.39% 02/12/2024 Reg S	PH	USD	46,238	58,031	0.09
Shenzhen Gas (A)	CN	CNY	47,340	52,122	0.08
GCL New Energy Holdings 7.10% 30/01/2021	BM	USD	103,054	49,981	0.08
Perusahaan Listrik Negara 5.45% 21/05/2028 Reg S	ID	USD	38,929	45,687	0.07
Renewables Infrastructure Group	GB	GBP	25,972	45,489	0.07
PTC India	IN	INR	70,406	44,575	0.07
Cikarang Listrindo	ID	IDR	1,056,338	43,101	0.07
Power Assets Holdings	HK	HKD	8,312	42,786	0.07
Shenzhen Gas	CN	CNY	36,178	39,833	0.06
Three Gorges 1.30% 22/09/2025 Reg S	KY	USD	38,780	38,603	0.06
Contemporary Ruiding 1.875% 17/09/2025 Reg S	VG	USD	37,289	37,321	0.06
SMC Global Power Holdings 5.70% VRN (Perpetual)	PH	USD	37,254	35,344	0.06
Three Gorges Finance 2.15% 22/09/2030 Reg S	KY	USD	34,306	34,148	0.05
Adani Transmission 4.00% 03/08/2026 Reg S	IN	USD	32,516	34,092	0.05
CLP Power Hk 2.50% 30/06/2035 EMTN	VG	USD	32,892	33,474	0.05
HK Electric Finance 2.25% 09/06/2030 EMTN	VG	USD	27,122	27,414	0.04
CLP Power Hong Kong Fin. 2.125% 30/06/2030 EMTN	VG	USD	23,343	23,473	0.04
Contemporary Ruiding 2.625% 17/09/2030 Reg S	VG	USD	20,583	20,446	0.03
Mong Duong Fin. Holdings 5.125% 07/05/2029 Reg S	NL	USD	11,336	11,567	0.02
China Resources Power Holdings	HK	HKD	8,758	9,115	0.01
Tianjin Development Holdings	HK	HKD	44,911	8,007	0.01
ReNew Power Synthetic 6.67% 12/03/2024 Reg S	IN	USD	4,475	4,692	0.01
Perusahaan Listrik Negara 5.375% 25/01/2029 Reg S	ID	USD	2,983	3,508	0.01
Korea South East Power 2.125% 03/02/2025 Reg S	KR	USD	1,864	1,950	0.00
China Oil & Gas Group 5.50% 25/01/2023	BM	USD	1,641	1,684	0.00
Perushan Gas 5.125% 16/05/2024 Reg S	ID	USD	1,193	1,310	0.00
				3,205,011	**5.11**

소재

	국가 코드	CCY	주식 또는 명목	시가(USD)	% 순자산
ABJA Investment 5.45% 24/01/2028	SG	USD	524,629	507,884	0.81
JSW Steel 5.375% 04/04/2025	IN	USD	263,294	263,511	0.42
Indonesia 5.45% 15/05/2030 Reg S	ID	USD	146,917	167,608	0.27
Vedanta Resources 6.125% 09/08/2024 Reg S	GB	USD	281,653	164,845	0.26
JSW Steel 5.95% 18/04/2024	IN	USD	152,015	156,207	0.25
BHP Group	AU	AUD	6,385	152,235	0.24
Evolution Mining	AU	AUD	25,278	98,924	0.16
CNAC HK Finbridge 5.125% 14/03/2028	HK	USD	82,035	92,671	0.15
UPL 5.25% VRN (Perpetual)	MU	USD	94,089	88,778	0.14
Korea Zinc	KR	KRW	255	86,129	0.14
Fufeng Group	CN	HKD	219,995	69,662	0.11
Vedanta Resources 6.375% 30/07/2022 Reg S	GB	USD	95,776	67,810	0.11
Vedanta Resources 7.125% 31/05/2023 Reg S	GB	USD	96,419	59,780	0.10
CNAC HK Finbridge 3.70% 22/09/2050 Reg S	HK	USD	61,153	58,548	0.09
Tianqi Fin 3.75% 28/11/2022	VG	USD	131,955	54,984	0.09
Greatview Aseptic Packaging	CN	HKD	127,378	54,555	0.09
Beijing Oriental Yuhong Waterproof Technology (A)	CN	CNY	9,310	51,713	0.08
Trafigura Group Pte 6.875% VRN (Perpetual)	SG	USD	51,485	48,808	0.08
POSCO	KR	KRW	233	43,075	0.07
Baoshan Iron & Steel (A)	CN	CNY	53,416	42,632	0.07
CNAC HK Finbridge 2.00% 22/09/2025 Reg S	HK	USD	38,780	38,138	0.06
CNAC HK Finbridge 3.00% 22/09/2030 Reg S	HK	USD	38,780	38,069	0.06
UltraTech Cement	IN	INR	600	36,967	0.06
Gold Road Resources	AU	AUD	31,593	29,513	0.05
Indonesia 5.80% 15/05/2050 Reg S	ID	USD	21,627	25,239	0.04
Westgold Resources	AU	AUD	13,788	25,072	0.04
Saracen Mineral Holdings	AU	AUD	5,768	22,868	0.04
Nickel Mines	AU	AUD	36,142	22,728	0.04
Chalco Hong Kong Invest. 4.25% VRN (Perpetual)	VG	USD	17,899	18,140	0.03
Ivanhoe Mines	CA	CAD	4,666	17,869	0.03
Anhui Conch Cement (A)	CN	CNY	2,319	17,652	0.03
Wonik Materials	KR	KRW	687	16,029	0.03
Inalum 6.757% 15/11/2048 Reg S	ID	USD	11,485	14,814	0.02
Skshu Paint (A)	CN	CNY	668	14,798	0.02
China Minmetals 3.75% VRN (Perpetual)	CN	USD	13,722	13,989	0.02
St Barbara	AU	AUD	7,247	13,598	0.02
Shenzhen YUTO Packaging Technology	CN	CNY	2,838	12,559	0.02
Hansol Chemical	KR	KRW	95	11,846	0.02
West China Cement	CN	HKD	60,026	8,920	0.01
Bardoc Gold	AU	AUD	166,308	8,448	0.01
Skshu Paint (A)	CN	CNY	367	8,125	0.01
Jiangxi Copper (H)	CN	HKD	6,052	7,222	0.01
Musgrave Minerals	AU	AUD	14,600	5,033	0.01
Shenzhen YUTO Packaging Technology	CN	CNY	1,115	4,934	0.01
Baoshan Iron & Steel (A)	CN	CNY	5,948	4,747	0.01
Aluminum Corp of China	CN	HKD	20,673	4,512	0.01
Angang Steel (H)	CN	HKD	14,353	4,212	0.01
Blackstone Minerals	AU	AUD	12,207	2,963	0.00
Indonesia 5.71% 15/11/2023 Reg S	ID	USD	2,386	2,629	0.00
ABJA Investment Pte 5.95% 31/07/2024	SG	USD	2,188	2,286	0.00
ABJA Investment 4.45% 24/07/2023	SG	USD	2,188	2,184	0.00
ENN Clean Energy Int'l Inv. 7.50% 27/02/2021	VG	USD	1,492	1,508	0.00
CNAC HK Finbridge 4.625% 14/03/2023	HK	USD	1,304	1,381	0.00
Mongolian Mining 0.386% (Perpetual)	KY	USD	2,968	1,262	0.00
Sinochem Int'l Dev. 3.125% 25/07/2022	SG	USD	1,193	1,223	0.00
Voyage Bonds 3.375% 28/09/2022	VG	USD	820	846	0.00
Minmetals Bounteous Finance 4.75% 30/07/2025	VG	USD	597	672	0.00
Minmetals Bounteous Finance 4.20% 27/07/2026	VG	USD	597	666	0.00
CNAC HK Finbridge 3.875% 19/06/2029	HK	USD	597	628	0.00
Sinochem Overseas Capital 4.50% 12/11/2020 Reg S	VG	USD	597	597	0.00
Beijing Oriental Yuhong Waterproof Technology (A)	CN	CNY	24	131	0.00
Mongolian Mining	MN	HKD	2,036	113	0.00
				2,795,489	**4.46**

산업재

	국가 코드	CCY	주식 또는 명목	시가(USD)	% 순자산
Delhi Int'l Airport 6.45% 04/06/2029 Reg S	IN	USD	151,927	153,552	0.24
Delhi Int'l Airport 6.125% 31/10/2026 Reg S	IN	USD	137,741	140,471	0.22
SITC International Holdings	HK	HKD	80,848	124,848	0.20
Indika Energy Capital Pte 5.875% 09/11/2024 Reg S	SG	USD	131,003	123,942	0.20

* 이사회 결정으로 가격이 책정된 유가증권.
전체 주석 목록은 6페이지에 나와 있습니다.
별첨 재무제표에 대한 주석은 본 재무제표의 중요한 일부입니다. 투자종목 명세서 및 지역별 배분의 순자산 비율은 반올림되었습니다.

현재 투자종목 명세서서 2020년 10월 31일

	국가 코드	CCY	주식 또는 명목	시가(USD)	% 순자산
eHi Car Services 5.875% 14/08/2022	KY	USD	138,973	118,816	0.19
CMB International 1.875% 12/08/2025 EMTN	HK	USD	119,324	117,678	0.19
BOC Aviation 3.25% 29/04/2025 Reg S	SG	USD	102,618	107,292	0.17
Yunda Holdings 2.25% 19/08/2025 Reg S	VG	USD	101,947	101,345	0.16
CMB International 2.75% 12/08/2030 EMTN	HK	USD	103,290	100,621	0.16
MTR 1.625% 19/08/2030 EMTN	HK	USD	100,679	98,393	0.16
Adani Ports& Special Econ. 4.00% 30/07/2027 Reg S	IN	USD	95,310	95,953	0.15
CSSC Capital 2015 3.00% 13/02/2030	VG	USD	96,801	94,286	0.15
Service Stream	AU	AUD	60,979	85,989	0.14
AVIX Intl. Finance 3.30% 23/09/2030 Reg S	VG	USD	74,577	72,682	0.12
Goodman HK Finance 3.00% 22/07/2030 EMTN	KY	USD	61,750	63,455	0.10
Country Garden Services Holdings	CN	HKD	9,927	62,505	0.10
Sinotrans (H)	CN	HKD	176,214	52,180	0.08
Techtronic Industries	HK	HKD	3,796	51,049	0.08
GMR Int'l Airport 4.25% 27/10/2027 Reg S	IN	USD	54,117	48,983	0.08
CSSC Capital 2015 2.50% 13/02/2025	VG	USD	47,729	48,045	0.08
Doric Nimrod Air Two Perpetual (Pref'd)	GB	GBP	50,329	47,595	0.08
Pacific Basin Shipping	HK	HKD	322,440	47,079	0.08
LT Group	PH	PHP	192,172	45,819	0.07
Arwana Citramulia	ID	IDR	1,308,919	44,358	0.07
Nan Fung Treasury 3.625% 27/08/2030 EMTN	VG	USD	43,255	43,047	0.07
CIMC Enric Holdings	HK	HKD	90,953	42,828	0.07
Ayala	PH	PHP	2,481	39,111	0.06
Marubeni 1.319% 18/09/2025 Reg S	JP	USD	38,780	38,577	0.06
Kerry Logistics Network	HK	HKD	18,410	38,437	0.06
GMR Int'l Airport 5.375% 10/04/2024 Reg S	IN	USD	38,862	38,421	0.06
BOC Aviation 2.625% 17/01/2025 GMTN	SG	USD	37,065	37,729	0.06
BOC Aviation 2.625% 17/09/2030 Reg S	SG	USD	37,289	36,285	0.06
CAR 8.875% 10/05/2022	KY	USD	41,567	35,903	0.06
Greentown Service Group	CN	HKD	32,426	35,587	0.06
Eastern Creation 1.00% 10/09/2023 EMTN	VG	USD	35,573	35,370	0.06
Doric Nimrod Air Three (Pref'd)	GB	GBP	63,731	31,786	0.05
Weichai Power (H)	CN	HKD	16,564	31,401	0.05
Hyundai Mipo Dockyard	KR	KRW	1,243	30,931	0.05
China Singyes Energy Hldgs 6.00% 19/12/2022 Reg S	BM	USD	33,643	30,698	0.05
Cebu Air	PH	PHP	36,981	29,646	0.05
Koentec	KR	KRW	3,877	28,937	0.05
Amedeo Air Four Plus	GB	GBP	68,476	28,830	0.05
Kung Long Batteries Industrial	TW	TWD	5,380	25,793	0.04
Zhuzhou CRRC Times Electric (H)	CN	HKD	8,310	25,578	0.04
China State Construction Engineering	CN	CNY	27,198	20,803	0.03
Qingdao Port International	CN	HKD	35,051	19,916	0.03
Sime Darby	MY	MYR	31,646	18,353	0.03
Shanghai M&G Stationery	CN	CNY	1,508	18,109	0.03
Sinopec Engineering Group (H)	CN	HKD	44,037	17,114	0.03
KEC International	IN	INR	3,901	17,076	0.03
China Railway Group (H)	CN	HKD	32,567	14,986	0.02
Geumhwa PSC	KR	KRW	586	14,377	0.02
BOC Aviation	SG	HKD	2,270	14,050	0.02
ZTO Express Cayman ADR	CN	USD	443	12,922	0.02
Sinotruk (Hong Kong)	CN	HKD	3,865	9,880	0.02
Keppel	SG	SGD	3,062	9,843	0.02
Nan Fung Treasury 5.00% 05/09/2028 EMTN	VG	USD	8,949	9,827	0.02
Beijing Capital International Airport (H)	CN	HKD	15,242	9,312	0.01
Daqin Railway (A)	CN	CNY	8,965	8,586	0.01
Guangshen Railway (H)	CN	HKD	36,880	6,144	0.01
Jasa Marga 7.50% 11/12/2020 Reg S	ID	IDR	90,447,369	6,102	0.01
Dianjian Haiyu 3.50% VRN (Perpetual) EMTN	VG	USD	5,742	5,821	0.01
Air China (H)	CN	HKD	7,582	4,903	0.01
NARI Technology	CN	CNY	1,572	4,886	0.01
China Southern Airlines (H)	CN	HKD	8,798	4,605	0.01
Monalisa Group	CN	CNY	894	4,010	0.01
Anhui Heli Co	CN	CNY	1,752	3,691	0.01
TK Group Holdings	CN	HKD	9,415	2,796	0.00
ZTO Express Cayman	CN	HKD	70	2,056	0.00
Nan Fung Treasury 4.875% 29/05/2024 EMTN	VG	USD	1,492	1,609	0.00
CMHI Finance BVI 5.00% 06/08/2028	VG	USD	820	965	0.00
Soechi Capital Pte 8.375% 31/01/2023 Reg S	SG	USD	1,492	914	0.00
Yangzhou Urban Construction 4.375% 19/12/2020	CN	USD	746	749	0.00
China Railway Xunjie 3.25% 28/07/2026	VG	USD	597	645	0.00
PSA Treasury 2.50% 12/04/2026 GMTN	SG	USD	597	637	0.00
Chengdu Communications Group 4.75% 13/12/2027	CN	USD	597	627	0.00
Jiaxing City Inv. & Dev. Group 4.40% 03/01/2021	CN	USD	597	599	0.00
China Index Holdings ADR	CN	USD	341	439	0.00
Titan Wind Energy Suzhou	CN	CNY	201	216	0.00
BTS Group Holdings WTS 16/02/2021	TH	THB	14,184	213	0.00
				2,999,612	**4.78**

정보 기술

	국가 코드	CCY	주식 또는 명목	시가(USD)	% 순자산
Tencent Holdings	CN	HKD	15,562	1,186,599	1.89
Taiwan Semiconductor Manufacturing	TW	TWD	73,447	1,110,702	1.77
Samsung Electronics	KR	KRW	10,752	540,227	0.86
Network i2i 5.650% VRN (Perpetual) Reg S	MU	USD	365,483	366,945	0.58
Samsung Electronics Perpetual (Pref'd)	KR	KRW	6,124	272,318	0.43
MediaTek	TW	TWD	10,450	248,752	0.40
Semiconductor Manu. Intl. 2.693% 27/02/2025	KY	USD	167,307	165,266	0.26
Hon Hai Precision Industry	TW	TWD	50,861	138,067	0.22
NAVER	KR	KRW	535	137,072	0.22
SK Hynix	KR	KRW	1,525	108,148	0.17
Lenovo Group 3.375% 24/01/2024	HK	USD	80,372	87,686	0.14
Redington India	IN	INR	40,912	71,517	0.11
Appen	AU	AUD	3,131	71,187	0.11
Infosys	IN	INR	4,482	64,036	0.10
Sunny Optical Technology (H)	CN	HKD	3,842	63,852	0.10
SUNeVision Holdings	HK	HKD	65,950	57,842	0.09
Lenovo Group 3.421% 02/11/2030 Reg S	HK	USD	50,638	51,561	0.08
Tencent Holdings 2.39% 03/06/2030 Reg S	KY	USD	50,713	51,403	0.08
Lenovo Group	CN	HKD	80,707	50,650	0.08
Advantech	TW	TWD	4,194	42,504	0.07
ASM Pacific Technology	HK	HKD	3,905	39,374	0.06
Hinduja Global Solutions	IN	INR	4,157	37,246	0.06
Powertech Technology	TW	TWD	12,320	36,481	0.06
Xiaomi Best Time Intl. 3.375% 29/04/2030 Reg S	HK	USD	33,560	35,014	0.06
Tech Mahindra	IN	INR	3,135	34,440	0.05
Cognizant Technology Solutions	US	USD	457	32,548	0.05
Baidu ADR	CN	USD	244	32,152	0.05
KoMiCo	KR	KRW	822	26,718	0.04
Autohome ADR	CN	USD	280	26,675	0.04
Polytronics Technology	TW	TWD	7,836	25,267	0.04
Tsinghua Unic 4.75% 31/01/2021	VG	USD	37,697	24,267	0.04
Hangzhou Hikvision Digital Technology (A)	CN	CNY	3,328	22,363	0.04
Elite Material	TW	TWD	3,854	20,263	0.03
Spigen Korea	KR	KRW	352	19,412	0.03
China Railway Signal & Communication Corp (H)	CN	HKD	58,144	19,173	0.03
Cyient	IN	INR	3,467	18,454	0.03
Largan Precision	TW	TWD	133	14,098	0.02
Chroma ATE	TW	TWD	2,737	13,046	0.02
TravelSky Technology	CN	HKD	6,002	12,645	0.02
Samsung SDI	KR	KRW	31	12,208	0.02
Lenovo Securities 5.375% VRN (Perpetual) EMTN	KY	USD	10,888	11,323	0.02
Computer Age Management Services	IN	INR	483	8,446	0.01
Momo ADR	CN	USD	505	7,513	0.01
Ming Yuan Cloud Group Holdings	CN	HKD	845	3,606	0.01
Hytera Communications (B)	CN	CNY	2,278	2,428	0.00
Tencent Holdings 2.985% 19/01/2023 Reg S	KY	USD	2,237	2,331	0.00
Tencent Holdings 3.595% 19/01/2028 Reg S	KY	USD	1,492	1,632	0.00
SGSP Australia Assets 3.25% 29/07/2026 EMTN	AU	USD	597	653	0.00
Foxconn Far East 3.00% 23/09/2026 EMTN	KY	USD	597	643	0.00
Tata Consultancy Services	IN	INR	8	288	0.00
Fang Holdings ADR	CN	USD	5	49	0.00
				5,427,090	**8.65**

소비재

	국가 코드	CCY	주식 또는 명목	시가(USD)	% 순자산
Alibaba Group Holding	CN	HKD	26,339	1,000,760	1.60
Alibaba Group Holding ADR	CN	USD	2,191	665,261	1.06
Melco Resorts Finance 5.375% 04/12/2029 Reg S	KY	USD	380,489	367,048	0.59
Studio City Finance 7.25% 11/02/2024 Reg S	VG	USD	267,299	275,480	0.44
Studio City Finance 6.50% 15/01/2028 Reg S	VG	USD	246,208	245,519	0.39
Galaxy Entertainment Group	HK	HKD	36,456	240,845	0.38
Shenzhou International Group Holdings	CN	HKD	8,661	150,517	0.24
Golden Eagle Retail Group 4.625% 21/05/2023 Reg S	KY	USD	148,832	149,948	0.24
JD.com	CN	HKD	3,654	148,570	0.24
Hyundai Mobis	KR	KRW	658	131,732	0.21
Baoxin Auto Finance I 9.109% VRN (Perpetual)	VG	USD	168,607	121,397	0.19
MGM China Holdings 5.25% 18/06/2025 Reg S	KY	USD	102,744	103,741	0.17
Guangzhou Automobile Group (H)	CN	HKD	94,302	96,942	0.15
Sands China 5.40% 08/08/2028	KY	USD	88,747	96,693	0.15
New Oriental Education & Technology Group ADR	CN	USD	567	91,055	0.15
Studio City Finance 6.00% 15/07/2025 Reg S	VG	USD	87,532	88,079	0.14
Trip.com Group ADR	CN	USD	2,974	84,986	0.14
Midea Group (A)	CN	CNY	7,091	82,709	0.13
Wynn Macau 5.50% 01/10/2027 Reg S	KY	USD	82,907	77,908	0.12
Li & Fung 5.25% (Perpetual) EMTN	BM	USD	96,955	71,505	0.11
China Yongda Automobiles Services Holdings	CN	HKD	50,291	71,501	0.11
Dongfeng Motor Group (H)	CN	HKD	93,151	65,616	0.10
Future Retail 5.60% 22/01/2025 Reg S	IN	USD	92,541	63,854	0.10
Li Ning	CN	HKD	12,070	62,803	0.10
Las Vegas Sands 3.90% 08/08/2029	US	USD	62,645	62,607	0.10
GOHL Capital 4.25% 24/01/2027	GB	USD	63,242	62,571	0.10
Meituan Dianping	CN	HKD	1,674	62,415	0.10
JD.com ADR	CN	USD	766	61,989	0.10
Resorts World Las Vegas 4.625% 16/04/2029 Reg S	US	USD	62,048	57,473	0.09
Xingda International Holdings	CN	HKD	215,286	55,481	0.09
MGM China Holdings 5.875% 15/05/2026 Reg S	KY	USD	54,509	55,185	0.09
TAL Education Group ADR	CN	USD	767	50,273	0.08
SAIC Motor (A)	CN	CNY	14,309	49,582	0.08
SAIC Motor	CN	CNY	14,235	49,328	0.08
Focus Media Information Technology	CN	CNY	34,169	47,744	0.08
Midea Group	CN	CNY	4,023	46,967	0.07
Chaowei Power Holdings	CN	HKD	136,351	46,945	0.07

현재 투자종목 명세서서 2020년 10월 31일

	국가 코드	CCY	주식 또는 명목	시가(USD)	% 순자산
Sands China 5.125% 08/08/2025	KY	USD	40,570	43,779	0.07
Dream International	HK	HKD	123,792	42,628	0.07
NetEase ADR	CN	USD	456	39,220	0.06
Gree Electric Appliances Inc of Zhuhai	CN	CNY	4,213	36,911	0.06
Pacific Textiles Holdings	HK	HKD	63,403	36,135	0.06
Meituan 3.05% 28/10/2030 Reg S	KY	USD	36,021	35,974	0.06
Sebang Global Battery	KR	KRW	1,478	35,923	0.06
Fast Food Indonesia	ID	IDR	576,030	34,955	0.06
Chow Sang Sang Holdings International	HK	HKD	31,770	34,751	0.06
Shine Corporate	AU	AUD	54,125	32,708	0.05
Crystal International Group	HK	HKD	117,554	32,418	0.05
Meituan 2.125% 28/10/2025 Reg S	KY	USD	31,621	31,688	0.05
Mitra Adiperkasa	ID	IDR	692,962	30,525	0.05
Bestway Global Holding	CN	HKD	122,794	29,420	0.05
Texwinca Holdings	HK	HKD	191,827	29,082	0.05
Tianneng Power International	CN	HKD	17,634	28,727	0.05
Teejay Lanka	LK	LKR	176,528	28,352	0.05
Texhong Textile Group	HK	HKD	30,121	23,159	0.04
Selamat Sempurna	ID	IDR	240,609	22,801	0.04
Prosus 4.027% 03/08/2050 Reg S	NL	USD	19,539	20,039	0.03
Baozun	CN	HKD	1,577	18,991	0.03
Sunny Express Enterprises 3.35% VRN (Perpetual)	VG	USD	18,346	18,621	0.03
Xtep International Holdings	CN	HKD	54,912	18,594	0.03
Chow Tai Fook Jewellery Group	HK	HKD	14,294	18,266	0.03
Bapcor	AU	AUD	3,321	17,888	0.03
Nien Made Enterprise	TW	TWD	1,583	17,864	0.03
WPP AUNZ	AU	AUD	58,706	17,328	0.03
Minor International 3.10% VRN (Perpetual)	TH	USD	16,929	17,035	0.03
SL	KR	KRW	1,234	15,844	0.03
Somboon Advance Technology	TH	THB	37,004	15,758	0.03
Com2uS	KR	KRW	148	14,561	0.02
Jiumaojiu International Holdings	CN	HKD	6,311	13,927	0.02
Zhongsheng Group Holdings	CN	HKD	1,928	13,742	0.02
Think Childcare	AU	AUD	19,082	13,555	0.02
Yadea Group Holdings	CN	HKD	9,367	13,402	0.02
Weifu High-Technology Group	CN	HKD	7,239	13,336	0.02
Zhejiang Supor (A)	CN	CNY	1,215	12,823	0.02
Sands China 4.60% 08/08/2023	KY	USD	11,932	12,734	0.02
Brilliance China Automotive Holdings	HK	HKD	14,557	12,571	0.02
Gree Electric Appliances of Zhuhai	CN	CNY	1,410	12,345	0.02
Taiwan Sakura	TW	TWD	7,092	12,244	0.02
Astra Otoparts	ID	IDR	155,475	9,121	0.01
Prosus 2.031% 03/08/2032 Reg S	NL	EUR	7,010	8,280	0.01
Wynn Macau 4.875% 01/10/2024 Reg S	KY	USD	6,998	6,735	0.01
LS Finance 2017 4.875% 15/07/2024 EMTN	VG	USD	6,299	6,187	0.01
Bafang Electric Suzhou	CN	CNY	154	4,234	0.01
Vipshop Holdings ADR	CN	USD	144	2,993	0.00
China Literature	CN	HKD	321	2,635	0.00
China South Publishing & Media Group (A)	CN	CNY	1,375	2,157	0.00
NetEase	CN	HKD	119	2,083	0.00
PB International 7.625% 26/01/2022	NL	USD	2,983	1,939	0.00
Bafang Electric Suzhou	CN	CNY	69	1,893	0.00
China South Publishing & Media Group	CN	CNY	1,133	1,777	0.00
Oppein Home Group	CN	CNY	90	1,645	0.00
China Dongxiang Group	CN	HKD	12,048	1,494	0.00
Parkson Retail Group	CN	HKD	49,968	1,443	0.00
Oppein Home Group	CN	CNY	77	1,419	0.00
Skyworth Group	HK	HKD	5,020	1,314	0.00
Embry Holdings	HK	HKD	8,267	1,069	0.00
Kia Motors 3.25% 21/04/2026 Reg S	KR	USD	895	964	0.00
JD.com 3.875% 29/04/2026	KY	USD	597	663	0.00
Alibaba Group Holding 3.125% 28/11/2021	KY	USD	597	611	0.00
Well Hope Development 3.875% VRN (Perpetual)	KY	USD	597	603	0.00
				6,294,912	**10.04**

소비재

	국가 코드	CCY	주식 또는 명목	시가(USD)	% 순자산
Coles Group	AU	AUD	14,120	176,092	0.28
China Mengniu Dairy	HK	HKD	25,910	122,059	0.19
H&H 5.625% 24/10/2024	KY	USD	82,728	86,428	0.14
KT&G	KR	KRW	1,122	80,175	0.13
Dairy Farm International Holdings	HK	USD	20,405	76,899	0.12
Nongfu Spring	CN	HKD	14,707	67,322	0.11
Convenience Retail Asia	HK	HKD	100,147	56,184	0.09
China Mengniu Dairy 2.50% 17/06/2030 Reg S	KY	USD	53,696	53,684	0.09
Thai Beverage	TH	SGD	110,979	47,180	0.08
Kweichow Moutai (A)	CN	CNY	174	43,420	0.07
China Foods	HK	HKD	101,948	34,886	0.06
Japfa	SG	SGD	69,847	33,004	0.05
WH Group	HK	HKD	38,479	30,290	0.05
SSMS Plantation Holdings 7.75% 23/01/2023	SG	USD	46,555	27,583	0.04
RFM	PH	PHP	269,376	26,214	0.04
Blackmores	AU	AUD	489	24,122	0.04
Vinda International Holdings	HK	HKD	8,978	23,811	0.04
China Resources Beer Holdings	HK	HKD	3,753	23,276	0.04
Changshouhua Food	CN	HKD	41,711	21,780	0.03
Tingyi Cayman 1.625% 24/09/2025 Reg S	KY	USD	19,390	19,176	0.03
Gudang Garam	ID	IDR	6,796	18,932	0.03
CK Hutchison 3.375% 08/05/2050 Reg S	KY	USD	17,451	18,846	0.03
Smoore International Holdings	CN	HKD	3,603	18,805	0.03
Budweiser Brewing Co APAC	HK	HKD	6,067	17,882	0.03
Sun Art Retail Group	HK	HKD	15,332	16,607	0.03
Foshan Haitian Flavouring & Food (B)	CN	CNY	664	15,882	0.03
First Resources	SG	SGD	16,679	14,802	0.02
Uni-President China Holdings	CN	HKD	16,730	14,483	0.02
Japfa Comfeed Indonesia	ID	IDR	187,203	13,487	0.02
Bumitama Agri	ID	SGD	39,671	12,632	0.02
Ceylon Cold Stores	LK	LKR	2,857	10,386	0.02
Yantai Changyu Pioneer Wine	CN	HKD	5,707	10,207	0.02
Tingyi Cayman Islands Holding	CN	HKD	3,105	5,680	0.01
Wens Foodstuffs 3.258% 29/10/2030 Reg S	CN	USD	2,312	2,223	0.00
Shenguan Holdings Group	CN	HKD	14,868	464	0.00
Hindustan Unilever	IN	INR	12	337	0.00
Blue Ocean Resources 8.00% 31/12/2021 Reg S	SG	USD	695	226	0.00
Laobaixing Pharmacy Chain	CN	CNY	15	155	0.00
Bestore	CN	CNY	3	24	0.00
Kweichow Moutai	CN	CNY	1	4	0.00
				1,265,649	**2.02**

건강

	국가 코드	CCY	주식 또는 명목	시가(USD)	% 순자산
CSL	AU	AUD	1,621	327,723	0.52
Granules India	IN	INR	25,055	129,568	0.21
Fisher & Paykel Healthcare (AU)	NZ	AUD	4,014	92,488	0.15
WuXi AppTec	CN	HKD	5,205	83,187	0.13
Hansoh Pharmaceutical Group	CN	HKD	16,024	71,699	0.11
Ramsay Health Care	AU	AUD	1,196	52,413	0.08
Wuxi Biologics Cayman	CN	HKD	1,830	51,399	0.08
Tempo Scan Pacific	ID	IDR	446,666	38,256	0.06
Innovent Biologics	CN	HKD	4,735	35,102	0.06
China Resources Pharmaceutical Group	CN	HKD	60,216	30,093	0.05
I-Sens	KR	KRW	1,144	27,642	0.04
Shanghai Pharmaceuticals Holding (H)	CN	HKD	17,307	26,860	0.04
Yestar International Holdings 6.90% 15/09/2021	KY	USD	52,965	20,792	0.03
Mylan	US	USD	1,178	17,118	0.03
Hutchison China MediTech	HK	GBP	2,737	15,901	0.03
Vieworks	KR	KRW	523	13,303	0.02
Peijia Medical	CN	HKD	2,846	9,234	0.01
Interojo	KR	KRW	471	8,409	0.01
China National Accord Medicines (A)	CN	CNY	995	7,398	0.01
Shandong Weigao Group Medical Polymer (H)	CN	HKD	3,299	6,395	0.01
China National Accord Medicines (B)	CN	HKD	1,455	4,143	0.01
Ocumension Therapeutics	CN	HKD	1,198	2,793	0.00
China National Accord Medicines	CN	CNY	151	1,123	0.00
Osprey Medical	US	AUD	40,542	570	0.00
Jiangsu Hengrui Medicine	CN	CNY	15	196	0.00
				1,073,805	**1.71**

금융

	국가 코드	CCY	주식 또는 명목	시가(USD)	% 순자산
Xtrackers CSI300 Swap UCITS ETF	LU	HKD	721,800	974,538	1.55
AIA Group	HK	HKD	55,091	524,370	0.84
Ping An Insurance Group (H)	CN	HKD	32,724	337,733	0.54
China Construction Bank (H)	CN	HKD	409,105	282,101	0.45
Fortune Star 6.85% 02/07/2024	VG	USD	246,067	257,889	0.41
Commonwealth Bank of Australia	AU	AUD	5,072	246,072	0.39
Industrial & Commercial Bank of China (H)	CN	HKD	417,398	237,127	0.38
Shinhan Financial Group 5.875% VRN (Perpetual)	KR	USD	171,921	185,885	0.30
Hicl Infrastructure	GB	GBP	74,361	169,350	0.27
Shriram Transport Finance 5.95% 24/10/2022 Reg S	IN	USD	171,670	167,482	0.27
United Overseas Bank	SG	SGD	11,966	166,974	0.27
HDFC Bank	IN	INR	10,038	160,318	0.26
Bank of East Asia 5.625% VRN (Perpetual)	HK	USD	152,319	154,032	0.25
China Great Wall 2.375% 18/08/2030 Reg S	VG	USD	151,049	144,690	0.23
TMB Bank 4.90% VRN (Perpetual) EMTN	TH	USD	150,984	143,057	0.23
ICBCIL Finance 1.75% 25/08/2025 EMTN	HK	USD	134,239	133,589	0.21
Bangkok Bank 5.00% VRN (Perpetual) Reg S	TH	USD	122,834	123,263	0.20
Kasikornbank PCL 3.343% VRN 02/10/2031 EMTN	TH	USD	122,298	119,995	0.19
Fortune Star 6.75% 02/07/2023	VG	USD	113,896	117,945	0.19
Bank of East Asia 5.50% VRN (Perpetual) EMTN	HK	USD	116,535	116,506	0.19
Real Estate Credit Investments	GB	GBP	67,152	107,870	0.17
Yes Bank Ifsc Banking UB 3.75% 06/02/2023 EMTN	IN	USD	109,429	106,267	0.17
Sumitomo Mitsui Fin. Group 2.142% 23/09/2030	JP	USD	105,571	103,772	0.17
Mega Financial Holding	TW	TWD	107,094	103,336	0.16
Huarong Finance 2019 4.50% 29/05/2029 EMTN	VG	USD	95,235	103,073	0.16
Huarong Finance 2019 3.375% 24/02/2030 EMTN	VG	USD	94,658	94,387	0.15
Huarong Finance 2019 3.75% 29/05/2024 EMTN	VG	USD	89,493	93,560	0.15
China Cinda Finance 4.75% 08/02/2028 EMTN	VG	USD	80,544	92,560	0.15
Axis Bank	IN	INR	13,787	91,390	0.15
ANZ 6.75% VRN (Perpetual) Reg S	AU	USD	78,381	88,962	0.14
Philippine National Bank 3.28% 27/09/2024 EMTN	PH	USD	84,422	88,797	0.14
Bank Central Asia	ID	IDR	42,986	84,575	0.13

현재 투자종목 명세서서 2020년 10월 31일

	국가 코드	CCY	주식 또는 명목	시가(USD)	% 순자산
Bank Rakyat Indonesia Persero	ID	IDR	364,390	82,405	0.13
Vedanta Resources Fin. II 9.25% 23/04/2026 Reg S	GB	USD	126,292	79,312	0.13
Westpac Banking	AU	AUD	6,026	76,455	0.12
Chong HING Bank 5.70% VRN (Perpetual) EMTN	HK	USD	76,663	76,426	0.12
China Life Insurance (H)	CN	HKD	34,840	76,200	0.12
E.Sun Financial Holding	TW	TWD	88,703	75,528	0.12
Fortune Star 5.25% 23/03/2022	VG	USD	74,907	75,281	0.12
Vedanta Resources Fin. II 8.00% 23/04/2023 Reg S	GB	USD	117,902	73,983	0.12
China International Capital (H)	CN	HKD	31,398	73,391	0.12
Union Bank 2.125% 22/10/2025 EMTN	PH	USD	71,221	71,204	0.11
Minejesa Capital 5.625% 10/08/2037 Reg S	NL	USD	66,374	68,982	0.11
RKP Overseas Finance 2016 7.950% (Perpetual)	VG	USD	70,965	68,980	0.11
Fortune Star 5.95% 19/10/2025	VG	USD	67,495	67,858	0.11
Inventive Global 1.65% 03/09/2025 EMTN	VG	USD	67,120	66,255	0.11
Mongolian Mortgage 9.75% 29/01/2022 Reg S	MN	USD	63,896	63,583	0.10
Rizal Commercial Banking 3.00% 11/09/2024 EMTN	PH	USD	56,902	58,687	0.09
CDBL Funding 3.50% 24/10/2027 EMTN	KY	USD	53,770	57,511	0.09
Housing Development Finance	IN	INR	2,161	56,127	0.09
Bank Of East Asia 4.00% VRN 29/05/2030 EMTN	HK	USD	53,696	55,193	0.09
Tuspark Forward 7.95% 15/08/2021	VG	USD	93,141	52,159	0.08
Shinhan Financial Group	KR	KRW	1,855	50,332	0.08
Rizal Commercial Banking 4.125% 16/03/2023 EMTN	PH	USD	44,746	47,091	0.08
Minejesa Capital 4.625% 10/08/2030 Reg S	NL	USD	44,746	46,131	0.07
Shriram Transport Finance 5.70% 27/02/2022 EMTN	IN	USD	46,594	45,777	0.07
KB Financial Group	KR	KRW	1,258	44,989	0.07
Wealth Driven 5.50% 17/08/2023	VG	USD	44,271	44,637	0.07
Shriram Transport Finance	IN	INR	4,635	43,351	0.07
Korea Development Bank 0.80% 27/04/2026	KR	USD	41,763	41,403	0.07
Shriram City Union Finance	IN	INR	3,582	38,540	0.06
Bosci BVI 1.25% 10/09/2023 Reg S	VG	USD	38,780	38,420	0.06
Huarong Finance 2019 3.625% 30/09/2030 EMTN	VG	USD	36,990	37,501	0.06
United Overseas Bank 1.75% VRN 16/03/2031 GMTN	SG	USD	37,289	37,128	0.06
Power Finance 4.50% 18/06/2029	IN	USD	36,170	37,086	0.06
ICBC Singapore 1.00% 09/09/2023 GMTN	CN	USD	37,289	37,084	0.06
ICBC Singapore 1.20% 09/09/2025 GMTN	CN	USD	37,289	36,797	0.06
Unigroup International Holdings 6.00% 10/12/2020	VG	USD	41,616	35,426	0.06
ICICI Lombard General Insurance	IN	INR	2,038	33,940	0.05
Kookmin Bank 2.50% 04/11/2030 Reg S	KR	USD	33,336	33,361	0.05
CSCIF Asia 1.75% 04/08/2025 EMTN	VG	USD	33,112	33,153	0.05
Huarong Finance 2017 4.75% 27/04/2027	VG	USD	29,831	32,682	0.05
Shinhan Fin. Group 3.34% VRN 05/02/2030 Reg S	KR	USD	30,577	32,031	0.05
Tuspark Forward 6.95% 18/06/2022	VG	USD	69,937	31,296	0.05
Fortune Star 5.95% 29/01/2023	VG	USD	30,345	30,892	0.05
BDO Unibank 2.125% 13/01/2026 EMTN	PH	USD	29,831	29,930	0.05
Dah Sing Banking Group	HK	HKD	34,573	29,738	0.05
BFI Finance Indonesia	ID	IDR	1,078,479	28,009	0.04
Chailease Holding	TW	TWD	5,724	27,879	0.04
Korea Development Bank 0.50% 27/10/2023	KR	USD	27,221	27,240	0.04
China Merchants Bank (H)	CN	HKD	5,171	26,946	0.04
Hong Kong Exchanges and Clearing	HK	HKD	545	26,150	0.04
CCBL Cayman 1.99% 21/07/2025 EMTN	KY	USD	25,878	26,032	0.04
Power Finance 3.25% 16/09/2024	IN	USD	25,058	25,612	0.04
Muthoot Finance	IN	INR	1,519	25,256	0.04
Agricultural Bank of China (H)	CN	HKD	73,829	24,949	0.04
Pearl Holding III 9.50% 11/12/2022 Reg S	KY	USD	98,413	24,111	0.04
Repco Home Finance	IN	INR	8,546	22,160	0.04
Hyundai Marine & Fire Insurance	KR	KRW	996	20,512	0.03
Samsung Fire & Marine Insurance	KR	KRW	126	19,911	0.03
AIA Group 3.20% 16/09/2040 Reg S	HK	USD	19,017	19,593	0.03
DB Insurance	KR	KRW	501	19,576	0.03
Kookmin Bank 4.35% VRN (Perpetual) Reg S	KR	USD	18,644	19,466	0.03
Power Finance 3.75% 18/06/2024 EMTN	IN	USD	17,899	18,514	0.03
Bank of East Asia 5.875% VRN (Perpetual)	HK	USD	18,107	18,399	0.03
Korean Reinsurance	KR	KRW	2,793	18,322	0.03
LIC Housing Finance	IN	INR	4,723	18,028	0.03
PTT Treasury 3.70% 16/07/2070 Reg S	TH	USD	14,915	14,517	0.02
Kiwoom Securities	KR	KRW	137	12,553	0.02
Vigorous Champion 2.75% 02/06/2025 EMTN	VG	USD	11,175	11,452	0.02
CITIC Securities (H)	CN	HKD	4,934	10,707	0.02
China Minsheng Banking (H)	CN	HKD	17,246	9,439	0.02
Huatai Securities (H)	CN	HKD	5,502	8,914	0.01
Bank of East Asia 5.825% VRN (Perpetual) EMTN	HK	USD	8,678	8,911	0.01
HDFC Bank ADR	IN	USD	150	8,568	0.01
China Cinda Asset Management (H)	CN	HKD	45,013	8,446	0.01
QBE Insurance Group 5.25% VRN (Perpetual) EMTN	AU	USD	7,058	7,271	0.01
Nanyang Commercial Bank 5.00% VRN (Perpetual)	HK	USD	4,899	4,886	0.01
Huarong Finance 2019 2.50% 24/02/2023 EMTN	VG	USD	4,475	4,511	0.01
China Taiping Insurance Holdings	HK	HKD	2,544	3,841	0.01
REC 4.625% 22/03/2028 EMTN	IN	USD	3,580	3,751	0.01
Azure Orbit Iv 4.00% 25/01/2028 EMTN	KY	USD	2,983	3,266	0.01
Dev. Bank of Mongolia 7.25% 23/10/2023 Reg S	MN	USD	2,983	3,120	0.00
BDO Unibank 2.95% 06/03/2023 EMTN	PH	USD	2,759	2,869	0.00
Siam Commercial Bank 3.20% 26/07/2022 GMTN	TH	USD	2,386	2,466	0.00
Union Bank of the Phil. 3.369% 29/11/2022 EMTN	PH	USD	2,312	2,404	0.00
Industrial Bank of Korea 2.125% 23/10/2024 Reg S	KR	USD	2,163	2,272	0.00
ICBCIL Finance 3.75% 05/03/2024 EMTN	HK	USD	1,492	1,589	0.00
REC 3.375% 25/07/2024 GMTN	IN	USD	1,492	1,522	0.00
Oversea-Chinese Banking 4.25% 19/06/2024 Reg S	SG	USD	1,313	1,437	0.00
Rongshi International Finance 2.875% 04/05/2022	VG	USD	1,342	1,374	0.00
Shinhan Bank 3.875% 24/03/2026 Reg S	KR	USD	1,193	1,317	0.00
China Cinda 4.75% 21/02/2029 EMTN	VG	USD	1,119	1,298	0.00
Daegu Bank 3.75% 13/08/2023	KR	USD	1,119	1,203	0.00
CIMB Group Holdings	MY	MYR	1,544	1,096	0.00
Joy Treasure Assets Holdings 4.50% 20/03/2029	VG	USD	820	924	0.00
Malayan Banking 3.905% VRN 29/10/2026	MY	USD	895	913	0.00
Bank of China 5.00% 13/11/2024 Reg S	CN	USD	597	663	0.00
Dai-ichi Life Insur. 4.00% VRN (Perpetual) Reg S	JP	USD	597	648	0.00
Shanghai Commercial Bank 3.75% VRN 29/11/2027	HK	USD	597	611	0.00
United Overseas Bank 2.88% VRN 08/03/2027 EMTN	SG	USD	597	608	0.00
Kotak Mahindra Bank	IN	INR	6	131	0.00
Westpac Banking 0.366% FRN 27/11/2020 EMTN	AU	USD	10	10	0.00
				8,851,874	14.11

부동산

	국가 코드	CCY	주식 또는 명목	시가(USD)	% 순자산
China SCE Group Holdings 7.375% 09/04/2024	KY	USD	515,167	529,366	0.84
Yuzhou Properties 7.375% 13/01/2026	KY	USD	325,183	313,843	0.50
Yango Justice International 9.25% 15/04/2023	HK	USD	257,133	269,006	0.43
China Evergrande Group 8.75% 28/06/2025	KY	USD	336,601	249,100	0.40
Yuzhou Properties 8.30% 27/05/2025	KY	USD	244,422	248,647	0.40
Sunac China Holdings 6.50% 10/01/2025	KY	USD	230,392	221,752	0.35
New Metro Global 6.80% 05/08/2023	VG	USD	194,771	201,993	0.32
Redsun Properties Group 9.95% 11/04/2022	KY	USD	192,706	198,710	0.32
China SCE Group Holdings 7.25% 19/04/2023	KY	USD	191,193	196,316	0.31
Redsun Properties Group 9.70% 16/04/2023	KY	USD	190,622	196,108	0.31
Ronshine China Holdings 11.25% 22/08/2021	KY	USD	185,112	192,054	0.31
Yango Justice International 10.25% 18/03/2022	HK	USD	175,911	184,926	0.29
Easy Tactic 9.125% 28/07/2022	VG	USD	193,135	182,991	0.29
Yango Justice International 8.25% 25/11/2023	HK	USD	174,562	178,258	0.28
Theta Capital 8.125% 22/01/2025	SG	USD	196,477	177,811	0.28
Sunac China Holdings 6.50% 09/07/2023	KY	USD	177,043	173,942	0.28
Kaisa Group Holdings 11.50% 30/01/2023	KY	USD	169,565	171,673	0.27
Fantasia Holdings Group 15.00% 18/12/2021	KY	USD	154,674	166,271	0.27
Sunac China Holdings 7.50% 01/02/2024	KY	USD	165,384	165,809	0.26
Seazen Group 6.45% 11/06/2022	KY	USD	160,098	163,192	0.26
Sunac China Holdings 7.00% 09/07/2025	KY	USD	167,385	162,441	0.26
Scenery Journey 11.50% 24/10/2022	VG	USD	189,697	161,233	0.26
Sino-Ocean Land Treasure III 4.90% VRN (Perpetual)	VG	USD	191,131	160,536	0.26
China Resources Land	HK	HKD	37,918	155,037	0.25
Fantasia Holdings Group 11.875% 01/06/2023	KY	USD	148,772	154,340	0.25
KWG Group Holdings 7.40% 05/03/2024 EMTN	KY	USD	147,038	154,035	0.25
Kaisa Group Holdings 8.50% 30/06/2022	KY	USD	155,960	152,451	0.24
KWG Group Holdings 7.40% 13/01/2027	KY	USD	141,801	142,347	0.23
China Aoyuan Group 8.50% 23/01/2022	KY	USD	137,980	141,774	0.23
China South City Holdings 11.50% 12/02/2022	HK	USD	142,288	140,950	0.22
Mapletree Industrial Trust REIT	SG	SGD	61,894	137,994	0.22
Agile Group Holdings 7.875% VRN (Perpetual)	KY	USD	128,599	131,658	0.21
Redsun Properties Group 10.50% 03/10/2022	KY	USD	125,591	130,763	0.21
Seazen Group 6.00% 12/08/2024	KY	USD	126,678	128,269	0.20
China Evergrande Group 11.50% 22/01/2023	KY	USD	153,106	128,218	0.20
Zhenro Properties Group 7.875% 14/04/2024	KY	USD	125,856	125,549	0.20
Keppel DC REIT	SG	SGD	58,923	125,130	0.20
Kaisa Group Holdings 10.875% 23/07/2023	KY	USD	125,724	125,094	0.20
RKPF Overseas 2019 A 6.70% 30/09/2024	VG	USD	114,301	118,338	0.19
Ronshine China Holdings 6.75% 05/08/2024	KY	USD	119,301	118,092	0.19
China Evergrande Group 8.25% 23/03/2022	KY	USD	139,942	117,900	0.19
Kaisa Group Holdings 10.50% 15/01/2025	KY	USD	125,843	117,664	0.19
China Aoyuan Group 6.35% 08/02/2024	KY	USD	115,042	117,065	0.19
CIFI Holdings Group 6.00% 16/07/2025	KY	USD	112,211	115,857	0.18
KWG Group Holdings 7.875% 09/08/2021	KY	USD	110,963	113,682	0.18
China Evergrande Group 12.00% 22/01/2024	KY	USD	133,444	112,751	0.18
Kaisa Group Holdings 11.75% 26/02/2021	KY	USD	110,761	112,422	0.18
Times China Holdings 7.625% 21/02/2022	KY	USD	109,264	111,583	0.18
China Evergrande Group 9.50% 11/04/2022	KY	USD	129,507	110,728	0.18
Yango Justice International 9.50% 03/04/2021	HK	USD	108,074	109,897	0.18
GCP Student Living REIT	GB	GBP	75,451	109,473	0.17
Goodman Group REIT	AU	AUD	8,377	108,346	0.17
Yuzhou Properties 5.375% VRN (Perpetual)	KY	USD	111,939	107,734	0.17
Yango Justice International 10.00% 12/02/2023	HK	USD	100,179	105,932	0.17
Vonovia	DE	EUR	1,648	105,255	0.17
China Evergrande Group 6.25% 28/06/2021	KY	USD	110,485	103,138	0.16
Zhenro Properties Group 8.70% 03/08/2022	KY	USD	100,572	103,084	0.16
City Developments	SG	SGD	22,130	102,828	0.16
Kaisa Group Holdings 9.375% 30/06/2024	KY	USD	109,115	99,147	0.16
Elect Global Investments 4.10% VRN (Perpetual)	VG	USD	100,157	98,405	0.16
Jababeka International 6.50% 05/10/2023 Reg S	NL	USD	111,921	94,859	0.15
RKI Overseas Finance 2017 A 7.00% (Perpetual)	VG	USD	102,802	91,833	0.15
Kaisa Group Holdings 11.25% 09/04/2022	KY	USD	89,338	91,348	0.15
Times China Holdings 6.75% 08/07/2025	KY	USD	89,953	91,089	0.15
KWG Group Holding 5.20% 21/09/2022	KY	USD	90,478	90,701	0.14
China Aoyuan Group 7.95% 19/02/2023	KY	USD	84,357	88,885	0.14

현재 투자종목 명세서서 2020년 10월 31일

	국가 코드	CCY	주식 또는 명목	시가(USD)	% 순자산
China South City Holdingss 10.875% 26/06/2022	HK	USD	89,061	87,166	0.14
Redco Properties Group 8.50% 19/08/2021	KY	USD	86,526	86,310	0.14
Wanda Properties Overseas 6.875% 23/07/2023	VG	USD	88,056	86,294	0.14
Yango Justice International 6.80% 11/03/2021 EMTN	HK	USD	84,228	84,438	0.13
China Merchants Commercial REIT	HK	HKD	272,090	84,431	0.13
Link REIT	HK	HKD	11,013	84,043	0.13
APL Realty Holdings Pte 5.95% 02/06/2024	SG	USD	117,403	81,425	0.13
Wanda Properties International 7.25% 29/01/2024	VG	USD	79,486	78,206	0.12
China Overseas Land & Investment	HK	HKD	30,900	77,590	0.12
KE Holdings ADR	CN	USD	1,106	77,119	0.12
Wharf REIC Finance 2.875% 07/05/2030 EMTN	VG	USD	74,503	76,913	0.12
Jinke Properties Group 8.375% 20/06/2021	CN	USD	72,427	73,785	0.12
Theta Capital 6.75% 31/10/2026	SG	USD	83,299	68,933	0.11
CapitaLand	SG	SGD	35,817	67,436	0.11
Tritax EuroBox	GB	EUR	55,980	65,220	0.10
Pakuwon Prima 5.00% 14/02/2024	SG	USD	61,189	62,264	0.10
Properties 9.875% 02/05/2021	KY	USD	61,571	62,033	0.10
Shimao Group Holdings 4.60% 13/07/2030	KY	USD	57,453	61,636	0.10
RKPF Overseas 2019 6.00% 04/09/2025	VG	USD	61,256	61,349	0.10
Country Garden Holdings 4.80% 06/08/2030	KY	USD	57,547	61,158	0.10
Greentown China Holdings 4.70% 29/04/2025	KY	USD	60,117	60,178	0.10
Greentown China Holdings 5.65% 13/07/2025	KY	USD	57,453	59,737	0.10
Kaisa Group Holdings 6.75% 18/02/2021	KY	USD	56,612	56,683	0.09
CIFI Holdings Group 5.50% 23/01/2022	KY	USD	54,797	55,618	0.09
Easy Tactic 8.125% 27/02/2023	VG	USD	62,391	54,902	0.09
SM Prime Holdings	PH	PHP	78,481	54,645	0.09
Longfor Group Holdings 3.85% 13/01/2032	KY	USD	50,713	52,929	0.08
Shimao Property Holdings	HK	HKD	14,909	52,792	0.08
Sunac China Holdings 7.875% 15/02/2022	KY	USD	51,829	52,735	0.08
Kaisa Group Holdings 9.75% 28/09/2023 Reg S	KY	USD	53,968	52,079	0.08
Agile Group Holdings 8.375% VRN (Perpetual)	KY	USD	48,926	50,822	0.08
Zhenro 9.15% 06/05/2023 Reg S	KY	USD	48,214	50,021	0.08
Country Garden Holdings 5.40% 27/05/2025	KY	USD	45,123	48,622	0.08
China Evergrande Group 4.25% 14/02/2023	KY	HKD	401,601	48,287	0.08
KWG Group Holdings 7.875% 01/09/2023	KY	USD	45,925	48,278	0.08
Ascendas India Trust	SG	SGD	49,327	47,007	0.07
Yida China Holdings 14.00% 27/03/2022	KY	USD	61,530	44,455	0.07
Ronshine China Holdings 8.95% 22/01/2023	KY	USD	40,863	42,188	0.07
Zhenro Properties Group 8.65% 21/01/2023	KY	USD	38,405	39,366	0.06
Lodha Developers International 14.00% 12/03/2023	MU	USD	39,087	36,351	0.06
Zhenro Properties Group 5.60% 28/02/2021	KY	USD	34,169	34,084	0.05
Jingrui Holdings 9.45% 23/04/2021	KY	USD	34,057	33,461	0.05
CIFI Holdings Group 5.375% VRN (Perpetual)	KY	USD	33,005	33,086	0.05
Country Garden Holdings 5.625% 14/01/2030	KY	USD	29,831	32,739	0.05
Kaisa Group Holdings 11.95% 22/10/2022 Reg S	KY	USD	31,674	32,473	0.05
China SCE Group Holdings 7.00% 02/05/2025 Reg S	KY	USD	32,284	31,962	0.05
CIFI Holdings Group 5.375% VRN (Perpetual)	KY	USD	30,338	30,227	0.05
China Aoyuan Group 7.50% 10/05/2021	KY	USD	29,287	29,653	0.05
Cromwell European REIT	SG	EUR	53,394	28,340	0.05
Times China Holdings 10.95% 27/11/2020	KY	USD	27,098	27,303	0.04
Robinsons Land	PH	PHP	86,882	26,926	0.04
Vanke Real Estate 3.50% 12/11/2029 EMTN	HK	USD	25,356	26,422	0.04
Supalai	TH	THB	51,099	25,697	0.04
Ronshine China Holdings 10.50% 01/03/2022	KY	USD	24,117	25,263	0.04
China Aoyuan Group 6.20% 24/03/2026 Reg S	KY	USD	23,677	22,752	0.04
Country Garden Holdings 5.125% 14/01/2027	KY	USD	19,873	21,240	0.03
Longfor Group Holdings 3.95% 16/09/2029	KY	USD	18,346	19,546	0.03
Longfor Group Holdings 4.50% 16/01/2028	KY	USD	17,729	19,493	0.03
Zhenro Properties Group 9.80% 20/08/2021	KY	USD	18,779	19,248	0.03
China SCE Group Holdings 7.45% 17/04/2021	KY	USD	18,497	18,705	0.03
Keppel Pacific Oak US REIT	SG	USD	26,405	18,510	0.03
Redco Properties Group 11.50% 08/12/2020	KY	USD	16,906	16,974	0.03
Champion Sincerity Holdings 8.125% VRN (Perpetual)	VG	USD	14,347	15,028	0.02
Shimao Services Holdings	CN	HKD	6,841	14,643	0.02
NWD MTN 4.125% 18/07/2029	VG	USD	12,678	12,881	0.02
Franshion Brilliant 4.00% VRN (Perpetual)	VG	USD	12,529	12,638	0.02
Scenery Journey 13.00% 06/11/2022	VG	USD	14,229	12,343	0.02
Zhenro Properties Group 9.15% 08/03/2022	KY	USD	11,633	11,953	0.02
Sunac China 6.65% 03/08/2024 Reg S	KY	USD	11,977	11,691	0.02
Sunac China Holdings 7.35% 19/07/2021	KY	USD	10,963	11,100	0.02
Sunac China Holdings 8.375% 15/01/2021	KY	USD	10,393	10,470	0.02
Fantasia Holdings Group 10.875% 09/01/2023	KY	USD	9,991	10,278	0.02
Radiance Capital 8.80% 17/09/2023 Reg S	VG	USD	9,798	10,030	0.02
Seazen Group 7.50% 22/01/2021	KY	USD	8,748	8,809	0.01
Powerlong Real Estate Holdings 7.125% 08/11/2022	KY	USD	8,118	8,422	0.01
CFLD Cayman Investment 9.00% 31/07/2021	KY	USD	7,905	7,930	0.01
Longfor Group Holdings 3.90% 16/04/2023	KY	USD	7,532	7,915	0.01
RKPF Overseas 7.875% 01/02/2023	VG	USD	6,971	7,351	0.01
Yango Justice International 7.50% 16/11/2020	HK	USD	6,998	6,997	0.01
CIFI Holdings Group 6.55% 28/03/2024	KY	USD	6,527	6,903	0.01
Kaisa Grou 11.25% 16/04/2025 Reg S	KY	USD	6,893	6,556	0.01
Kaisa Group Holdings 9.95% 23/07/2025	KY	USD	7,182	6,500	0.01
Modern Land China 12.85% 25/10/2021 Reg S	KY	USD	6,299	6,440	0.01
China Aoyuan Group 7.95% 07/09/2021	KY	USD	5,634	5,760	0.01
Fantasia Holdings Group 12.25% 18/10/2022	KY	USD	5,411	5,694	0.01
CIFI Holdings 6.45% 07/11/2024 Reg S	KY	USD	5,319	5,598	0.01
Sunac China Holdings 8.35% 19/04/2023	KY	USD	5,179	5,318	0.01
Easy Tactic 8.625% 27/02/2024	VG	USD	6,032	5,187	0.01
Easy Tactic 8.75% 10/01/2021	VG	USD	5,179	5,166	0.01
Greenland Global 6.75% 26/09/2023 EMTN	VG	USD	5,039	4,868	0.01
Sunac China Holdings 7.25% 14/06/2022	KY	USD	4,654	4,694	0.01
Agile Group Holdings 6.875% VRN (Perpetual)	KY	USD	4,664	4,687	0.01
Fantasia Holdings Group 7.375% 04/10/2021	KY	USD	4,284	4,271	0.01
Wanda Group Overseas 7.50% 24/07/2022	HK	USD	4,475	4,262	0.01
Modern Land 11.50% 13/11/2022 Reg S	KY	USD	4,129	4,134	0.01
Easy Tactic 8.125% 11/07/2024	VG	USD	4,027	3,387	0.01
Franshion Brilliant 4.00% 21/06/2024 Reg S	VG	USD	2,983	3,075	0.00
Redsun Properties Group 11.50% 04/03/2021	KY	USD	2,799	2,855	0.00
Seazen Group 6.15% 15/04/2023	KY	USD	2,799	2,848	0.00
New Metro Global 6.50% 23/04/2021	VG	USD	2,799	2,822	0.00
Easy Tactic 7.00% 25/04/2021	VG	USD	2,799	2,750	0.00
Fantasia Holdings Group 8.375% 08/03/2021	KY	USD	2,506	2,512	0.00
China Overseas Finance 2.75% 02/03/2030 EMTN	KY	USD	895	903	0.00
Yuzhou Properties 8.50% 04/02/2023	KY	USD	746	785	0.00
Huzhou City Inv. Dev. Group 4.875% 20/12/2020	CN	USD	671	673	0.00
Sino-Ocean Land Treasure 6.00% 30/07/2024 Reg S	VG	USD	597	652	0.00
Swire Properties MTN Fin. 3.50% 10/01/2028 EMTN	HK	USD	597	642	0.00
				13,267,592	**21.15**
정부					
Heungkuk Life Insurance 4.475% VRN (Perpetual)	KR	USD	92,440	92,671	0.15
Sri Lanka 7.85% 14/03/2029 Reg S	LK	USD	148,275	81,547	0.13
Sri Lanka 7.55% 28/03/2030 Reg S	LK	USD	139,306	76,494	0.12
Sri Lanka 6.20% 11/05/2027 Reg S	LK	USD	111,817	60,376	0.10
Indonesia 4.45% 15/04/2070	ID	USD	45,740	54,230	0.09
Indonesia 7.00% 15/09/2030	ID	IDR	519,738,264	36,622	0.06
Sri Lanka 6.85% 14/03/2024 Reg S	LK	USD	60,097	34,258	0.05
Sri Lanka 6.35% 28/06/2024 Reg S	LK	USD	18,052	10,333	0.02
Indonesia 7.00% 15/05/2027	ID	IDR	89,492,779	6,341	0.01
Indonesia 8.375% 15/09/2026	ID	IDR	44,746,390	3,411	0.01
Sri Lanka 6.75% 18/04/2028 Reg S	LK	USD	2,983	1,611	0.00
				457,894	**0.73**
폐쇄형 펀드					
Blackstone GSO Loan Financing	GB	EUR	304,573	212,019	0.34
International Public Partnerships	GB	GBP	68,376	148,811	0.24
Greencoat UK Wind Funds	GB	GBP	83,482	145,782	0.23
Starwood European Real Estate Finance	GB	GBP	67,996	75,313	0.12
Chenavari Toro Income Fund	GB	EUR	104,305	64,102	0.10
Axiom European Financial Debt Fund	GB	GBP	55,163	62,528	0.10
CVC Credit Partners European Opportunities	GB	GBP	42,606	51,662	0.08
TwentyFour Income Fund	GB	GBP	37,908	50,827	0.08
Owl Rock Capital	US	USD	3,039	34,464	0.05
KKV Secured Loan Fund	GB	GBP	119,102	20,444	0.03
KKV Secured Loan Fund C	GB	GBP	35,704	15,448	0.02
				881,400	**1.41**
개방형 펀드					
Assenagon Alpha Volatility	LU	EUR	1,082	1,504,461	2.40
Fidelity ILF - The US Dollar Fund - A-ACC-USD	IE	USD	41	739,825	1.18
Fair Oaks High Grade Credit Fund	LU	EUR	1	1,168	0.00
				2,245,454	**3.58**
주식 연계 채권					
HSBC (Hangzhou Hikvision Digital (A)) ELN 08/2021	CN	USD	2,698	18,131	0.03
BNP (Shenzhen YUTO Pkg Tech (A)) ELN 30/07/2021	CN	USD	2,813	12,450	0.02
UBS (Focus Media Info. Tech (A)) ELN 10/03/2021	CN	USD	6,447	9,008	0.01
HSBC (China Nat'l. Accord Med (A)) ELN 15/10/2021	CN	USD	603	4,486	0.01
HSBC (Focus Media Info. Tech (A)) ELN 10/03/2021	CN	USD	2,905	4,059	0.01
HSBC (Kweichow Moutai (A)) ELN 12/04/2024	CN	USD	14	3,421	0.01
HSBC (China (S) Publish & Med (A)) ELN 23/11/2022	CN	USD	1,682	2,638	0.00
				54,193	**0.09**
커뮤니케이션 서비스					
China Mobile	HK	HKD	51,553	315,326	0.50
HKBN	HK	HKD	117,617	203,493	0.32
LG Uplus	KR	KRW	14,992	146,723	0.23
Axiata SPV5 3.064% 19/08/2050 EMTN	MY	USD	124,921	119,987	0.19
SoftBank Group 5.125% 19/09/2027	JP	USD	105,437	106,768	0.17
Telstra	AU	AUD	56,109	105,616	0.17
SoftBank Group 6.00% VRN (Perpetual)	JP	USD	104,671	97,187	0.15
Far EasTone Telecommunications	TW	TWD	45,753	96,064	0.15
HKT Trust and HKT	HK	HKD	60,271	77,939	0.12
Bharti Airtel 1.50% 17/02/2025 Reg S	IN	USD	70,166	77,637	0.12
NetLink NBN Trust	SG	SGD	76,231	53,647	0.09
Dr Peng Holding HongKong 7.55% 01/12/2021	HK	USD	63,176	43,750	0.07
Hutchison Telecommunications Hong Kong Holdings	HK	HKD	268,745	40,266	0.06
Bharti Airtel	IN	INR	6,513	38,070	0.06

현재 투자종목 명세서서 2020년 10월 31일

	국가 코드	CCY	주식 또는 명목	시가(USD)	% 순자산
PLDT 3.45% 23/06/2050 Reg S	PH	USD	29,383	30,338	0.05
Globe Telecom 2.50% 23/07/2030 Reg S	PH	USD	30,651	29,797	0.05
Globe Telecom 3.00% 23/07/2035 Reg S	PH	USD	28,116	26,714	0.04
Tencent Music 2.00% 03/09/2030	KY	USD	26,848	26,516	0.04
SoftBank Group 6.125% 20/04/2025	JP	USD	24,015	25,696	0.04
SoftBank Group 6.25% 15/04/2028	JP	USD	21,277	23,122	0.04
PLDT 2.50% 23/01/2031 Reg S	PH	USD	20,285	20,840	0.03
Tencent Music 1.375% 03/09/2025	KY	USD	20,136	20,150	0.03
Cathay Media And Education Group	CN	HKD	22,228	11,660	0.02
Dialog Axiata	LK	LKR	190,480	11,162	0.02
Bilibili ADR	CN	USD	221	9,939	0.02
Bharti Airtel Int'l 5.35% 20/05/2024 Reg S	NL	USD	7,159	7,787	0.01
Shemaroo Entertainment	IN	INR	8,366	6,191	0.01
China Unicom	HK	HKD	9,755	6,003	0.01
SingTel Group Treasury 2.375% 03/10/2026 EMTN	SG	USD	1,492	1,592	0.00
Axiata SPV2 4.357% 24/03/2026 EMTN	MY	USD	1,044	1,189	0.00
HKT Capital 3.00% 14/07/2026	VG	USD	597	636	0.00
				1,781,805	2.84

증권 자격 취득 또는 기타 통제 된 시장 에서 죽음을 맞게

에너지

CNPC General Capital 3.40% 16/04/2023 Reg S	VG	USD	597	630	0.00
				630	0.00

유틸리티

Greenko Dutch 5.25% 24/07/2024 Reg S	NL	USD	252,434	259,795	0.41
				259,795	0.41

소재

Syngenta Finance 5.182% 24/04/2028 144A	NL	USD	47,598	52,104	0.08
Syngenta Finance 5.182% 24/04/2028 Reg S	NL	USD	38,034	41,635	0.07
Newcastle 4.40% 29/09/2027 Reg S	AU	USD	38,855	38,088	0.06
Syngenta Finance 4.892% 24/04/2025 Reg S	NL	USD	13,722	14,885	0.02
				146,712	0.23

산업재

Adani Ports&Special Econ. 4.375% 03/07/2029 Reg S	IN	USD	36,641	37,077	0.06
Vietnam Engine & Argicultural Machinery	VN	VND	10,538	19,182	0.03
Transurban Finance 2.45% 16/03/2031 Reg S	AU	USD	15,960	16,274	0.03
Hutchison Whampoa Int'l 7.45% 24/11/2033 Reg S	KY	USD	597	932	0.00
SMBC Aviation Capital Fin. 2.65% 15/07/2021 Reg S	IE	USD	597	601	0.00
				74,066	0.12

정보 기술

Taiwan Union Technology	TW	TWD	8,999	30,006	0.05
Weibo 1.25% 15/11/2022	KY	USD	6,998	6,797	0.01
				36,803	0.06

소비재

Wynn Macau 5.125% 15/12/2029 Reg S	KY	USD	322,870	299,398	0.48
Melco Resorts Finance 5.625% 17/07/2027 Reg S	KY	USD	202,731	206,256	0.33
Sands China 4.375% 18/06/2030 Reg S	KY	USD	78,008	80,194	0.13
Nissan Motor 4.81% 17/09/2030 Reg S	JP	USD	74,577	75,132	0.12
Nissan Motor 4.345% 17/09/2027 Reg S	JP	USD	55,486	55,738	0.09
Sands China 3.80% 08/01/2026 Reg S	KY	USD	23,417	24,046	0.04
				740,764	1.18

소비재

Quang Ngai Sugar	VN	VND	12,474	17,111	0.03
				17,111	0.03

건강

Takeda Pharmaceutical 3.175% 09/07/2050	JP	USD	26,251	26,753	0.04
Takeda Pharmaceutical 3.375% 09/07/2060	JP	USD	15,587	16,294	0.03
				43,047	0.07

금융

China Development Bank 4.88% 09/02/2028	CN	CNY	5,206,962	837,133	1.33
China Development Bank 3.05% 25/08/2026	CN	CNY	2,331,475	336,858	0.54
Bangkok Bank 3.733% VRN 25/09/2034 Reg S	TH	USD	277,753	272,870	0.44
China Development Bank 3.68% 26/02/2026	CN	CNY	1,709,749	257,185	0.41
Hyundai Capital America 6.375% 08/04/2030 Reg S	US	USD	172,297	220,512	0.35
Westpac Banking 5.00% VRN (Perpetual)	AU	USD	141,982	143,895	0.23
QBE Insurance Group 5.875% VRN (Perpetual) Reg S	AU	USD	114,295	122,296	0.19
China Development Bank 3.65% 21/05/2029	CN	CNY	699,443	103,749	0.17
Hyundai Capital America 5.875% 07/04/2025 Reg S	US	USD	37,140	43,286	0.07
China Development Bank 4.24% 24/08/2027	CN	CNY	233,148	36,242	0.06
China Development Bank 3.18% 05/04/2026	CN	CNY	233,148	34,275	0.05
China Development Bank 3.80% 25/01/2036	CN	CNY	233,148	34,161	0.05
QBE Insurance Group 5.875% VRN (Perpetual) 144A	AU	USD	29,811	31,898	0.05
Macquarie 3.624% 03/06/2030 Reg S	AU	USD	29,980	31,591	0.05
Oversea-Chinese Bkg 1.832% VRN 10/09/2030 Reg S	SG	USD	14,766	14,738	0.02
HSBC Holdings 6.375% VRN (Perpetual)	GB	USD	13,424	13,983	0.02
JPMorgan Chase Bank 0.125% 01/01/2023	US	USD	7,698	10,008	0.02
Newday Bondco 7.375% 01/02/2024 Reg S	GB	GBP	3,685	4,296	0.01
BNP Paribas 5.00% 15/01/2021	FR	USD	2	2	0.00
				2,548,978	4.06

부동산

Yuzhou Properties 8.375% 30/10/2024	KY	USD	113,535	117,917	0.19
Agile Group Holdings 5.75% 02/01/2025 Reg S	KY	USD	113,084	112,797	0.18
China Evergrande Group 8.90% 24/05/2021	KY	USD	63,276	60,567	0.10
Yuzhou Properties 8.50% 26/02/2024	KY	USD	37,693	39,297	0.06
				330,578	0.53

정부

China 2.90% 05/05/2026	CN	CNY	2,564,623	379,658	0.61
China 3.54% 16/08/2028	CN	CNY	1,865,180	284,930	0.45
China 3.25% 06/06/2026	CN	CNY	1,165,738	175,633	0.28
China 3.12% 05/12/2026	CN	CNY	1,088,022	162,144	0.26
China 3.29% 23/05/2029	CN	CNY	1,010,306	151,827	0.24
China 2.74% 04/08/2026	CN	CNY	1,010,306	148,359	0.24
China 3.86% 22/07/2049	CN	CNY	777,158	115,903	0.18
China 3.39% 16/03/2050	CN	CNY	699,443	95,609	0.15
China 3.97% 23/07/2048	CN	CNY	544,011	82,523	0.13
China 2.85% 04/06/2027	CN	CNY	544,011	79,372	0.13
China 3.59% 03/08/2027	CN	CNY	388,579	59,584	0.09
China 3.52% 04/05/2027	CN	CNY	233,148	35,485	0.06
Philippine 6.375% 15/01/2032	PH	USD	12,976	18,344	0.03
China 3.52% 25/04/2046	CN	CNY	77,716	11,021	0.02
				1,800,392	2.87

주식 연계 채권

UBS (Anhui Heli (A)) ELN 21/01/2022	CN	USD	44,868	94,559	0.15
HSBC (Beijing Roborock Tech. (A)) ELN 21/09/2021	CN	USD	82	9,954	0.02
UBS (Oppein Home Group (A)) ELN 15/06/2021	CN	USD	509	9,354	0.01
CITI (Foshan Haitian Flavouring (A)) ELN 19/02/2021	CN	USD	336	8,028	0.01
BNP (Focus Media Info (A)) ELN 10/07/2023	CN	USD	2,666	3,726	0.01
HSBC (Skshu Paint (A)) ELN 21/07/2021	CN	USD	97	2,140	0.00
UBS (Midea Group (A)) ELN 21/07/2022	CN	USD	44	512	0.00
				128,273	0.20

금융 상품

Rentenbank CP 0.1975% 11/01/2021	DE	USD	16	16	0.00
Jyske Bank CP 0.23% 06/11/2020	DK	USD	16	16	0.00
Expt Imp Bank CP 0.18% 13/01/2021	KR	USD	16	16	0.00
Agence Centrale CP 0.265% 01/04/2021	FR	USD	16	16	0.00
MUFG Bank CD 0.23% 06/01/2021	JP	USD	14	14	0.00
United Bank CP 0.21% 22/02/2021	SG	USD	12	12	0.00
Swedbank CP 0.50% 06/11/2020	SE	USD	12	12	0.00
Expt Imp Bank CP 0.21% 23/11/2020	KR	USD	12	12	0.00
Commonwealth Bank Aus VCD 0.00% 16/11/2020	AU	USD	12	12	0.00
Agence Centrale CP 0.26% 15/01/2021	FR	USD	12	12	0.00
Western Australia Treasury CP 0.19% 22/01/2021	AU	USD	10	10	0.00
Toyota Motor Finance CP 0.23% 21/01/2021	NL	USD	10	10	0.00
Sumi Trust Bank CD 0.00% 06/11/2020	JP	USD	10	10	0.00
MUFG Bank CD 0.21% 03/12/2020	JP	USD	10	10	0.00
HSBC UK Bank CP 0.22% 22/01/2021	GB	USD	10	10	0.00
United Bank CP 0.23% 19/04/2021	SG	USD	8	8	0.00
United Bank CP 0.20% 26/02/2021	SG	USD	8	8	0.00
Treasury Victoria CP 0.22% 18/03/2021	AU	USD	8	8	0.00
Treasury Victoria CP 0.18% 18/11/2020	AU	USD	8	8	0.00
Temasek Finance CP 0.20% 04/02/2021	SG	USD	8	8	0.00
Swedbank CP 0.2275% 15/04/2021	SE	USD	8	8	0.00
Sumi Trust Bank CD 0.00% 28/01/2021	JP	USD	8	8	0.00
Sumi Trust Bank CD 0.00% 03/11/2020	JP	USD	8	8	0.00
SMBC Brussels CP 0.24% 06/11/2020	BE	USD	8	8	0.00
Rabobank CP 0.23% 29/04/2021	NL	USD	8	8	0.00
National Aus Bank CD 0.70% 02/11/2020	AU	USD	8	8	0.00
National Aus Bank CD 0.00% 16/04/2021	AU	USD	8	8	0.00
Mizuho Bank CD 0.00% 15/12/2020	JP	USD	8	8	0.00
Mizuho Bank CD 0.00% 04/02/2021	JP	USD	8	8	0.00
MUFG Bank CD 0.00% 14/12/2020	JP	USD	8	8	0.00
Landeskreditbank CP 0.20% 12/02/2021	DE	USD	8	8	0.00
Landeskreditbank CP 0.20% 11/02/2021	DE	USD	8	8	0.00
Korea Development Bank CP 0.22% 06/01/2021	KR	USD	8	8	0.00
Kommun Sverige CP 0.28% 15/01/2021	SE	USD	8	8	0.00
KfW (UGTD) CP 0.305% 04/01/2021	DE	USD	8	8	0.00
KBC Bank CD 0.00% 21/12/2020	BE	USD	8	8	0.00
KBC Bank CD 0.00% 18/12/2020	BE	USD	8	8	0.00
KBC Bank CD 0.00% 14/12/2020	BE	USD	8	8	0.00
KBC Bank CD 0.00% 08/12/2020	BE	USD	8	8	0.00
HSBC CP 0.67% 04/11/2020	FR	USD	8	8	0.00
HSBC CP 0.36% 08/02/2021	GB	USD	8	8	0.00

현재 투자종목 명세서서 2020년 10월 31일

	국가 코드	CCY	주식 또는 명목	시가(USD)	% 순자산
Finland CP 0.00% 17/03/2021	FI	USD	8	8	0.00
Expt Imp Bank CP 0.21% 20/11/2020	KR	USD	8	8	0.00
Dexia Credit Local CP 0.32% 01/12/2020	FR	USD	8	8	0.00
Austria CP 0.00% 15/01/2021	AT	USD	8	8	0.00
Austria CD 0.00% 06/04/2021	AT	USD	8	8	0.00
Agence Centrale CP 0.315% 04/01/2021	FR	USD	8	8	0.00
TD Bank CD 0.00% 18/12/2020	GB	USD	6	6	0.00
Sumi Trust Bank CD 0.00% 16/12/2020	JP	USD	6	6	0.00
Mizuho Bank CD 0.00% 09/11/2020	JP	USD	6	6	0.00
HSBC CP 0.24% 06/04/2021	GB	USD	6	6	0.00
Dexia Credit Local CP 0.30% 22/12/2020	FR	USD	6	6	0.00
SMBC Brussels CP 0.22% 12/11/2020	BE	USD	5	5	0.00
Korea Development Bank CP 0.21% 06/01/2021	KR	USD	5	5	0.00
Allianz CP 0.31% 07/01/2021	DE	USD	5	5	0.00
United Bank CP 0.23% 22/04/2021	SG	USD	4	4	0.00
Swedbank CP 0.318% 04/12/2020	SE	USD	4	4	0.00
Mizuho Bank CD 0.00% 29/01/2021	GB	USD	4	4	0.00
Mizuho Bank CD 0.00% 20/11/2020	JP	USD	4	4	0.00
KDB Bank CD 0.00% 06/11/2020	KR	USD	4	4	0.00
Goldman Sachs CD 0.35% 11/01/2021	GB	USD	4	4	0.00
Goldman Sachs CD 0.32% 07/05/2021	GB	USD	4	4	0.00
Goldman Sachs CD 0.265% 08/02/2021	GB	USD	4	4	0.00
Finland CP 0.00% 17/03/2021	FI	USD	4	4	0.00
Allianz CP 0.23% 26/02/2021	DE	USD	4	4	0.00
Korea Development Bank CP 0.21% 04/12/2020	KR	USD	3	3	0.00
Goldman Sachs CD 1.055% 30/04/2021	GB	USD	3	3	0.00
Goldman Sachs CD 1.05% 04/02/2021	GB	USD	3	3	0.00
Goldman Sachs CD 0.965% 04/11/2020	GB	USD	3	3	0.00
				545	0.00

목록에 없음

소재

China Forestry 10.25% 17/11/2015 Reg S (Defaulted)*	KY	USD	6,073	516	0.00
Mirabela Nickel 1.00% 15/04/2044*	AU	USD	70	0	0.00
China Metal Recycling Holdings*	HK	HKD	304	0	0.00
				516	0.00

산업재

Blue Skyview 15.758% VRN (Perpetual) (Defaulted)	VG	USD	93,828	23,627	0.04
Jain Int'l Trading 7.125% 01/02/2022 (Defaulted)	NL	USD	54,191	10,567	0.02
ITNL Offshore 7.50% 18/01/2021 (Defaulted)	SG	CNY	70,701	1,320	0.00
BLT Finance 7.50% 31/12/2049 (Defaulted)*	NL	USD	79,080	114	0.00
China City Int'l 5.35% 03/07/2017 (Defaulted)*	HK	CNY	8,398	38	0.00
				35,666	0.06

정보 기술

Nuoxi Capital 5.35% 24/01/2023 (Defaulted)	VG	USD	64,246	6,424	0.01
Bytedance*	CN	USD	67	4,180	0.01
Sensetime Group*	CN	USD	9,098	3,217	0.01
DBA Telecommunication Asia Holdings*	HK	HKD	1,214	0	0.00
				13,821	0.02

소비재

Top Wise Excellence 6.00% 16/03/2020 (Defaulted)	VG	USD	81,383	8,830	0.01
REXLot Holdings 4.50% 17/04/2019 (Defaulted)*	BM	HKD	3,476	157	0.00
REXLot Holdings 6.00% 28/04/2017 (Defaulted)*	BM	HKD	1,337	64	0.00
Graha Andrasentra Propertindo*	ID	IDR	106,758	51	0.00
				9,102	0.01

건강

Grail*	US	USD	1,160	13,808	0.02
JHL Biotech*	KY	TWD	3,826	6,287	0.01
Chime Biologics*	VG	USD	3,826	1,446	0.00
China Animal Healthcare*	BM	HKD	1,967	0	0.00
				21,541	0.03

금융

Tianjin State-OCI. & Management. 1.60% 17/12/2039*	CN	USD	192,025	39,365	0.06
Yihua Overseas Invest. 8.50% 23/10/2020 (Defaulted)	VG	USD	66,757	5,341	0.01
Stoneway Cap. 10.00% 01/03/2027 Reg S (Defaulted)	CA	USD	8,608	3,034	0.00
Azion Bao 0.00% 31/12/2022 Reg S*	SG	USD	795	16	0.00
Highbridge Multi Strategy Fund*	GB	GBP	46,523	1	0.00
				47,757	0.08

부동산

Modernland Overseas Pte 6.95% 13/04/2024	SG	USD	49,411	19,990	0.03
JGC Ventures 10.75% 30/08/2021 (Defaulted)	SG	USD	44,778	18,359	0.03
Bakrieland Development Wts 31/12/2049	ID	IDR	35,894	0	0.00
				38,349	0.06

커뮤니케이션 서비스

Bakrie Tele. 11.50% 07/05/2015 Reg S (Defaulted)*	SG	USD	7,923	119	0.00
Hellas Tel. II 6.054% 15/01/2015 144A (Defaulted)*	LU	USD	184	0	0.00
				119	0.00
단주				(7)	(0.00)
총 투자 (비용 USD 58,844,205)				59,332,793	94.59

예금

DZ Bank TD 0.08% 02/11/2020	DE	USD	67	67	0.00
Bred Banque TD 0.11% 02/11/2020	FR	USD	60	60	0.00
Barclays Bank TD 0.05% 02/11/2020	GB	USD	54	54	0.00
KBC Bank TD 0.08% 02/11/2020	BE	USD	39	39	0.00
				220	0.00
(예금 포함) 총 투자				59,333,013	94.59

신용 디폴트 스왑 (Credit Default Swap)

	CCY	기본 노출	미실현 이익 / (손실)	% USD순자산
매도 보호 CDX NA HY S35 5 년 20/12/202	USD	281,129	9,990	0.02
매도 보호 iTraxx Xover S34 20/12/2025	EUR	27,182	1,903	0.00
매도 보호 CDX NA HY S25 5 년 20/12/2020	USD	325,027	1,729	0.00
매도 보호 CDX NA HY S26 5 년 20/06/2021	USD	76,982	1,305	0.00
			14,927	0.02

선물환 계약

	기본 노출 USD	미실현 이익 / (손실)	% USD순자산
구입 JPY 판매 USD 에 105.90000 15/12/2020	4,360,048	58,308	0.09
구입 USD 판매 GBP 에 1.32877 11/12/2020	1,195,033	30,392	0.05
구입 USD 판매 EUR 에 1.18257 15/12/2020	1,160,767	16,241	0.03
구입 USD 판매 EUR 에 1.18755 11/12/2020	533,183	9,805	0.02
구입 USD 판매 EUR 에 1.17825 13/11/2020	406,441	4,514	0.01
구입 KRW 판매 USD 에 1187.75000 14/12/2020	55,524	2,525	0.00
구입 USD 판매 EUR 에 1.17727 15/12/2020	207,592	1,962	0.00
구입 PHP 판매 USD 에 48.88500 15/12/2020	211,895	1,374	0.00
구입 PHP 판매 USD 에 49.21700 13/11/2020	54,307	860	0.00
구입 KRW 판매 USD 에 1168.68000 04/01/2021	29,210	844	0.00
구입 CNY 판매 USD 에 6.78220 19/01/2021	100,518	745	0.00
구입 SEK 판매 USD 에 9.01063 04/01/2021	30,707	449	0.00
구입 USD 판매 EUR 에 1.18249 16/11/2020	21,112	310	0.00
구입 SGD 판매 USD 에 1.37102 04/01/2021	29,004	116	0.00
구입 THB 판매 USD 에 31.68499 15/12/2020	6,407	105	0.00
구입 THB 판매 USD 에 31.37860 15/12/2020	14,214	93	0.00
구입 SGD 판매 USD 에 1.36752 14/12/2020	56,716	80	0.00
구입 THB 판매 USD 에 31.24100 15/12/2020	19,686	42	0.00
구입 THB 판매 USD 에 31.27651 15/12/2020	6,107	20	0.00
구입 THB 판매 USD 에 31.24802 15/12/2020	8,513	20	0.00
구입 THB 판매 USD 에 31.18430 15/12/2020	10,326	3	0.00
구입 PHP 판매 USD 에 48.57999 15/12/2020	14,347	3	0.00
구입 EUR 판매 USD 에 0.85750 11/12/2020	23,883	(2)	(0.00)
구입 USD 판매 PHP 에 0.02058 16/11/2020	3,241	(8)	(0.00)
구입 EUR 판매 USD 에 0.85062 16/11/2020	990	(9)	(0.00)
구입 USD 판매 PHP 에 0.02055 16/11/2020	2,753	(11)	(0.00)
구입 USD 판매 PHP 에 0.02052 16/11/2020	2,019	(11)	(0.00)
구입 USD 판매 PHP 에 0.02063 16/11/2020	48,141	(15)	(0.00)
구입 USD 판매 THB 에 0.03193 15/12/2020	7,121	(33)	(0.00)
구입 USD 판매 IDR 에 0.00007 12/11/2020	2,910	(35)	(0.00)
구입 EUR 판매 USD 에 0.85327 11/12/2020	10,004	(50)	(0.00)
구입 GBP 판매 USD 에 0.77019 11/12/2020	28,170	(56)	(0.00)
구입 EUR 판매 USD 에 0.85575 11/12/2020	29,352	(62)	(0.00)
구입 EUR 판매 USD 에 0.85446 04/01/2021	29,617	(86)	(0.00)
구입 EUR 판매 USD 에 0.84950 11/12/2020	9,787	(92)	(0.00)
구입 THB 판매 USD 에 31.14350 15/12/2020	130,040	(130)	(0.00)
구입 EUR 판매 USD 에 0.84801 11/12/2020	12,345	(137)	(0.00)
구입 EUR 판매 USD 에 0.85096 11/12/2020	19,612	(151)	(0.00)
구입 GBP 판매 USD 에 0.76768 11/12/2020	32,990	(173)	(0.00)
구입 EUR 판매 USD 에 0.84431 11/12/2020	13,448	(208)	(0.00)

현재 투자종목 명세서서 2020년 10월 31일

	기본 노출 USD	미실현 이익 / (손실) USD	% 순자산
구입 EUR 판매 USD 에 0.84508 13/11/2020	13,852	(211)	(0.00)
구입 GBP 판매 USD 에 0.75998 11/12/2020	14,490	(220)	(0.00)
구입 EUR 판매 USD 에 0.84807 11/12/2020	21,753	(241)	(0.00)
구입 USD 판매 CNY 에 0.14744 19/01/2021	38,847	(280)	(0.00)
구입 EUR 판매 USD 에 0.84104 11/12/2020	21,406	(412)	(0.00)
구입 USD 판매 KRW 에 0.00086 14/12/2020	58,049	(1,392)	(0.00)
구입 USD 판매 PHP 에 0.02045 15/12/2020	227,620	(1,525)	(0.00)
구입 USD 판매 THB 에 0.03167 15/12/2020	188,323	(2,418)	(0.00)
구입 USD 판매 JPY 에 0.00953 15/12/2020	1,271,319	(4,939)	(0.01)
구입 USD 판매 CNY 에 0.14511 15/12/2020	2,792,662	(71,997)	(0.11)
		43,907	**0.07**
A-ACC 주식 (EUR) (EUR/USD 헤지)			
구입 EUR 판매 USD 에 0.85318 24/11/2020	20,446,872	(113,289)	(0.18)
		(113,289)	**(0.18)**
A-HMDIST (G) 주식 (AUD) (AUD/USD 헤지)			
구입 AUD 판매 USD 에 1.41275 24/11/2020	148,434	(999)	(0.00)
		(999)	**(0.00)**
A-MCDIST (G) 주식 (SGD) (SGD/USD 헤지)			
구입 SGD 판매 USD 에 1.35876 24/11/2020	102,814	(514)	(0.00)
		(514)	**(0.00)**
A-MINCOME (G) 주식 (SGD) (SGD/USD 헤지)			
구입 SGD 판매 USD 에 1.35632 24/11/2020	103,589	(704)	(0.00)
구입 SGD 판매 USD 에 1.35876 24/11/2020	1,595,862	(7,981)	(0.01)
		(8,685)	**(0.01)**
A-QINCOME (G) 주식 (EUR) (EUR/USD 헤지)			
구입 EUR 판매 USD 에 0.84654 24/11/2020	256,573	(3,407)	(0.01)
구입 EUR 판매 USD 에 0.85318 24/11/2020	11,071,028	(61,341)	(0.10)
		(64,748)	**(0.10)**
E-ACC 주식 (EUR) (EUR/USD 헤지)			
구입 EUR 판매 USD 에 0.84654 24/11/2020	32,839	(436)	(0.00)
구입 EUR 판매 USD 에 0.84363 24/11/2020	144,614	(2,412)	(0.00)
구입 EUR 판매 USD 에 0.85318 24/11/2020	2,894,811	(16,039)	(0.03)
		(18,887)	**(0.03)**
E-QINCOME (G) 주식 (EUR) (EUR/USD 헤지)			
구입 EUR 판매 USD 에 0.85146 24/11/2020	115,918	(874)	(0.00)
구입 EUR 판매 USD 에 0.84363 24/11/2020	110,950	(1,850)	(0.00)
구입 EUR 판매 USD 에 0.85318 24/11/2020	3,294,960	(18,256)	(0.03)
		(20,980)	**(0.03)**

선물

	CCY	기본 노출	미실현 이익 / (손실) USD	% 순자산
US Ultra Bond Future 21/12/2020	USD	(212,714)	8,050	0.01
US Treasury Note 10 Year Bond Future 21/12/2020	USD	(793,151)	5,853	0.01
FTSE 100 Index Future 18/12/2020	GBP	(45,060)	4,561	0.01
FTSE 250 Index Future 18/12/2020	GBP	(117,903)	3,104	0.00
US Treasury Note 5 Year Bond Future 31/12/2020	USD	(622,452)	1,732	0.00
US Treasury Note 2 Year Bond Future 31/12/2020	USD	410,416	(135)	(0.00)
Euro-Bund Bond Future 08/12/2020	EUR	(8,408)	(145)	(0.00)
US Long Bond Future 21/12/2020	USD	48,163	(552)	(0.00)
E-Mini Russ 2000 Index Future 18/12/2020	USD	(120,368)	(3,575)	(0.01)
미국 10 년 Ultra Bond Future 21/12/2020	USD	708,851	(6,439)	(0.01)
MSCI Sing IX Ets Index Future 27/11/2020	SGD	713,440	(21,610)	(0.03)
			(9,156)	**(0.01)**

금리 스왑

	CCY	기본 노출	미실현 이익 / (손실) USD	% 순자산
Receive fixed 4.36% pay float. (1d FBIL) 14/10/2025	INR	14,915,463	195	0.00
Receive fixed 2.53% pay float. (7d China) 22/07/2025	CNY	1,014,251	(417)	(0.00)
Receive fixed 2.245% pay float. (7d China) 10/06/2025	CNY	1,258,865	(2,834)	(0.00)
			(3,056)	**(0.00)**

옵션

	CCY	Contracts	시가(USD)	% 순자산
구입 풋 HSI 지수 22000 29/06/2021	HKD	1	2,518	0.00
구입 풋 HSI 지수 21600 29/06/2021	HKD	1	1,181	0.00
구입 풋 한국 Kospi 200 지수 285 10/06/2021	KRW	67,249	876	0.00
구입 풋 HSCEI 지수 8300 29/09/2021	HKD	1	673	0.00
구입 풋 한국 KOSPI 200 지수 280 10/06/2021	KRW	33,044	382	0.00
			5,630	**0.01**

총 수익 스왑

	CCY			% 순자산
Receive iBoxx USD Liq. IG pay 3m USD LIBOR 20/06/2021	USD	206,805	(2,763)	(0.00)
			(2,763)	**(0.00)**
기타 자산 및 부채			3,572,371	5.70
순자산			**62,726,771**	**100.00**

지역별 배분

국가	국가 코드	% 순자산
케이맨 제도	KY	18.06
중국	CN	18.01
홍콩	HK	9.57
버진 아일랜드 (영국령)	VG	7.50
인도	IN	4.76
싱가포르	SG	4.41
룩셈부르크	LU	4.24
한국	KR	3.95
호주	AU	3.67
영국	GB	3.34
대만	TW	3.25
인도네시아	ID	2.78
태국	TH	2.10
모리셔스	MU	1.46
아일랜드	IE	1.40
필리핀	PH	1.32
네덜란드	NL	1.02
미국	US	1.00
일본	JP	0.91
스리랑카	LK	0.50
버뮤다	BM	0.48
말레이시아	MY	0.23
독일	DE	0.17
뉴질랜드	NZ	0.15
초 국가	SU	0.12
몽골리아	MN	0.11
베트남	VN	0.06
캐나다	CA	0.03
프랑스	FR	0.00
벨기에	BE	0.00
스웨덴	SE	0.00
덴마크	DK	0.00
오스트리아	AT	0.00
핀란드	FI	0.00
현금 및 기타 순자산		5.42

현재 투자종목 명세서서 2020년 10월 31일

공인된 주식 또는 공식 증권거래소에서 거래됨

에너지

	국가 코드	CCY	주식 또는 명목	시장 가격 EUR순	% 자산
Eni 3.375% VRN (Perpetual)	IT	EUR	2,267,165	2,247,925	0.40
Repsol International Fin. 4.247% VRN (Perpetual)	NL	EUR	1,874,751	1,905,216	0.34
BP Capital Markets 3.625% VRN (Perpetual)	GB	EUR	1,663,147	1,710,749	0.30
Repsol Intl. Finance 3.75% VRN (Perpetual)	NL	EUR	1,344,567	1,350,110	0.24
BP Capital Markets 3.25% VRN (Perpetual)	GB	EUR	1,281,108	1,318,408	0.23
TOTAL 3.875% VRN (Perpetual) EMTN	FR	EUR	762,943	795,956	0.14
Repsol Int'l Finance 4.50% VRN 25/03/2075	NL	EUR	732,944	760,429	0.13
Total	FR	EUR	29,290	756,273	0.13
EG Global Finance 6.25% 30/10/2025 Reg S	GB	EUR	698,602	667,759	0.12
Eni 2.625% VRN (Perpetual)	IT	EUR	635,786	630,582	0.11
Royal Dutch Shell (B)	NL	GBP	59,872	618,467	0.11
Equinor	NO	NOK	47,698	520,567	0.09
Koninklijke Vopak	NL	EUR	11,362	507,086	0.09
Vallourec 4.125% 04/10/2022	FR	EUR	104,305	402,375	0.07
Lundin Energy	SE	SEK	20,339	333,574	0.06
Galp Energia SGPS	PT	EUR	41,635	289,530	0.05
Vallourec 6.375% 15/10/2023 Reg S	FR	EUR	479,208	285,551	0.05
Aker BP	NO	NOK	21,119	281,910	0.05
Petroleos Mexicanos 3.75% 21/02/2024 EMTN	MX	EUR	250,619	241,045	0.04
NAK Naftogaz Ukraine via Kondor 7.125% 19/07/2024	GB	EUR	207,526	199,662	0.04
John Wood Group	GB	GBP	74,740	176,266	0.03
Vallourec 6.625% 15/10/2022 Reg S	FR	EUR	293,125	175,319	0.03
BP	GB	GBP	66,315	144,967	0.03
Petroleos Mexicanos 4.75% 26/02/2029	MX	EUR	144,782	127,408	0.02
Petroleos Mexicanos 6.50% 23/01/2029	MX	USD	102,979	79,065	0.01
Royal Dutch Shell (A) (NL)	NL	EUR	5,051	54,980	0.01
DNO (A)	NO	NOK	88,152	31,318	0.01
Gulf Keystone Petroleum	GB	GBP	35,437	27,583	0.00
				16,640,080	**2.94**

유틸리티

	국가 코드	CCY	주식 또는 명목	시장 가격 EUR순	% 자산
Greencoat Renewables	IE	EUR	3,008,334	3,519,751	0.62
EDF 3.375% VRN (Perpetual)	FR	EUR	3,027,370	2,978,266	0.53
EDF 6.00% VRN (Perpetual) EMTN	FR	GBP	1,636,044	1,977,226	0.35
Enel	IT	EUR	271,678	1,856,646	0.33
National Grid	GB	GBP	143,351	1,464,849	0.26
Enel 8.75% VRN 24/09/2073	IT	USD	1,373,297	1,361,097	0.24
EDP 4.496% VRN 30/04/2079	PT	EUR	1,161,671	1,256,057	0.22
EDF 4.50% 04/12/2069 EMTN	FR	USD	1,176,908	1,121,002	0.20
Teollisuuden Voima 1.125% 09/03/2026 EMTN	FI	EUR	1,182,431	1,091,928	0.19
Anglian Water Osprey Fin. 4.00% 08/03/2026 EMTN	GB	GBP	934,423	1,025,139	0.18
EDF 2.00% 09/12/2049 EMTN	FR	EUR	803,083	878,900	0.16
NGG Finance 5.625% VRN 18/06/2073	GB	GBP	600,945	755,330	0.13
Veolia Environment 2.50% VRN (Perpetual)	FR	EUR	744,635	722,687	0.13
EDF 5.375% VRN (Perpetual) EMTN	FR	EUR	635,786	698,986	0.12
EDP 1.625% 15/04/2027 EMTN	PT	EUR	560,809	612,828	0.11
SSE	GB	GBP	43,687	609,640	0.11
SSE 3.74% VRN (Perpetual)	GB	GBP	508,629	583,090	0.10
Veolia Environment 2.25% VRN (Perpetual)	FR	EUR	569,805	563,785	0.10
Energo-Pro AS 4.50% 04/05/2024	CZ	EUR	529,330	505,854	0.09
Energo-Pro AS 4.00% 07/12/2022	CZ	EUR	455,129	438,289	0.08
Teollisuuden Voima 2.125% 04/02/2025 EMTN	FI	EUR	415,051	411,711	0.07
Iberdrola International 2.250% VRN (Perpetual)	NL	EUR	387,829	387,938	0.07
Fortum	FI	EUR	22,429	362,236	0.06
Tennet Holdings 2.374% VRN (Perpetual)	NL	EUR	266,966	269,018	0.05
EDF 5.875% VRN (Perpetual) EMTN	FR	GBP	209,511	253,065	0.04
Engie	FR	EUR	24,318	252,540	0.04
SSE 4.75% VRN 16/09/2077	GB	USD	237,148	210,670	0.04
Orsted 1.75% VRN 09/12/3019	DK	EUR	206,630	206,944	0.04
EDF 4.00% VRN (Perpetual)	FR	EUR	190,736	198,604	0.04
Tennet Holdings 2.995% VRN (Perpetual)	NL	EUR	190,736	197,114	0.03
Edison International	US	USD	3,961	189,519	0.03
ELM For Firmenich Intel. 3.75% VRN (Perpetual)	NL	EUR	108,084	112,676	0.02
EDF 3.00% VRN (Perpetual)	FR	EUR	50,863	50,055	0.01
Innogy Finance 0.75% 30/11/2022 EMTN	NL	EUR	48,029	48,929	0.01
Enel Finance International 0.00% 17/06/2024 EMTN	NL	EUR	48,029	48,229	0.01
				27,220,598	**4.81**

소재

	국가 코드	CCY	주식 또는 명목	시장 가격 EUR순	% 자산
Ardagh Packaging Finance 2.125% 15/08/2026 Reg S	SU	EUR	1,492,958	1,463,459	0.26
Air Liquide	FR	EUR	8,194	1,028,403	0.18
BHP Group (UK)	AU	GBP	59,891	992,385	0.18
Holcim Finance Luxembourg 3.00% VRN (Perpetual)	LU	EUR	873,932	891,604	0.16
Covestro	DE	EUR	17,143	702,335	0.12
thyssenkru 1.875% 06/03/2023 EMTN	DE	EUR	748,187	698,427	0.12
Solvay Finance 5.869% VRN (Perpetual)	FR	EUR	572,207	635,854	0.11
Rio Tinto	GB	GBP	12,863	623,162	0.11
ARD Finance 5.00% 30/06/2027 Reg S	LU	EUR	562,936	546,063	0.10
ArcelorMittal 1.75% 19/11/2025 EMTN	LU	EUR	498,760	498,475	0.09
Trivium Packaging Fin 3.75% 15/08/2026 Reg S	NL	EUR	477,960	473,939	0.08
BHP Billiton Finance 5.625% VRN 22/10/2079	AU	EUR	402,834	472,125	0.08
Akzo Nobel	NL	EUR	5,412	447,583	0.08
SPCM 2.00% 01/02/2026 Reg S	FR	EUR	439,490	439,673	0.08
SPCM 2.625% 01/02/2029 Reg S	FR	EUR	420,061	420,341	0.07
UPM-Kymmene	FI	EUR	16,773	406,913	0.07
Trivium Packaging Fin 5.50% 15/08/2026 144A	NL	USD	398,814	359,148	0.06
BHP Billiton Finance 6.50% VRN 22/10/2077	AU	GBP	254,314	309,643	0.05
Ardagh Packaging Finance 4.75% 15/07/2027 Reg S	SU	GBP	270,459	303,323	0.05
Trivium Packaging Fin 3.75% FRN 15/08/2026 Reg S	NL	EUR	276,282	271,304	0.05
Metinvest 8.50% 23/04/2026 Reg S	NL	USD	308,552	268,641	0.05
Arcelormittal 7.25% 15/10/2039	LU	USD	249,766	262,327	0.05
Titan Global Finance 2.375% 16/11/2024	GB	EUR	249,446	249,303	0.04
BASF	DE	EUR	5,295	249,252	0.04
Victrex	GB	GBP	12,060	247,403	0.04
Arcelormittal	LU	EUR	19,396	226,008	0.04
Anglo American	GB	GBP	11,045	222,445	0.04
Solvay 4.25% VRN (Perpetual)	BE	EUR	203,451	213,584	0.04
Metinvest 5.625% 17/06/2025 Reg S	NL	EUR	207,526	195,410	0.03
HeidelbergCement	DE	EUR	3,563	174,993	0.03
Thyssenkrupp 2.75% 08/03/2021 EMTN	DE	EUR	148,086	148,299	0.03
Mondi	GB	GBP	8,369	136,143	0.02
Fuchs Petrolub (Pref'd)	DE	EUR	3,071	135,692	0.02
LafargeHolcim	CH	CHF	129	4,763	0.00
				14,718,422	**2.60**

산업재

	국가 코드	CCY	주식 또는 명목	시장 가격 EUR순	% 자산
Holding d'Infrastructures 2.50% 04/05/2027 EMTN	FR	EUR	2,101,492	2,288,686	0.40
Wolters Kluwer	NL	EUR	26,460	1,841,107	0.33
Rolls-Royce 4.625% 16/02/2026 Reg S	GB	EUR	1,681,364	1,685,560	0.30
Schneider Electric	FR	EUR	15,594	1,624,882	0.29
Heathrow Funding 1.50% 12/10/2025	GB	EUR	1,575,257	1,575,509	0.28
Autostrade per l'Italia 1.875% 26/09/2029 EMTN	IT	EUR	1,545,377	1,513,503	0.27
Siemens	DE	EUR	13,424	1,351,836	0.24
Getlink 3.50% 30/10/2025	FR	EUR	1,267,307	1,273,493	0.23
Per l'Italia 6.25% 09/06/2022 EMTN	IT	GBP	1,055,808	1,243,374	0.22
RELX	GB	EUR	71,091	1,208,905	0.21
Inter Consolidated Airlines 0.50% 04/07/2023	ES	EUR	1,425,821	1,169,216	0.21
Siemens Finance 0.25% 05/06/2024 EMTN	NL	EUR	950,523	968,292	0.17
Epiroc	SE	SEK	61,624	759,273	0.13
Paprec Holding 3.50% FRN 31/03/2025 Reg S	FR	EUR	769,761	715,200	0.13
SKF	SE	SEK	37,512	659,954	0.12
Holding d'Infrastructures 1.625% 18/09/2029 EMTN	FR	EUR	634,166	647,663	0.11
Vinci	FR	EUR	9,519	645,575	0.11
Per l'Italia 1.875% 04/11/2025 EMTN	IT	EUR	629,943	623,282	0.11
Autostrade per l'Italia 1.125% 04/11/2021 EMTN	IT	EUR	584,284	577,156	0.10
Intrum 3.50% 15/07/2026 Reg S	SE	EUR	620,380	555,861	0.10
Intrum 3.00% 15/09/2027 Reg S	SE	EUR	614,895	536,042	0.09
Autostrade per l'Italia 1.75% 26/06/2026/ EMTN	IT	EUR	462,539	452,450	0.08
RELX	GB	GBP	25,719	436,823	0.08
Experian	IE	GBP	12,805	401,091	0.07
Kone	FI	EUR	5,833	398,627	0.07
AA Bond 5.50% 31/07/2022 Reg S	GB	GBP	389,071	394,332	0.07
Adecco Group	CH	CHF	9,266	390,622	0.07
DCC	IE	GBP	6,238	348,495	0.06
Orano 4.875% 23/09/2024 EMTN	FR	EUR	311,288	343,896	0.06
Intrum 3.125% 15/07/2024 Reg S	SE	EUR	362,758	343,058	0.06
Volvo Treasury 4.85% VRN 10/03/2078	SE	EUR	317,893	342,791	0.06
Rolls-Royce 5.75% 15/10/2027 144A	GB	USD	387,827	337,462	0.06
Atlas Copco	SE	SEK	8,261	313,410	0.06
Sandvik	SE	SEK	19,878	304,225	0.05
Hochtief	DE	EUR	4,304	272,036	0.05
IMI	GB	GBP	22,809	262,242	0.05
Cargotec (B)	FI	EUR	8,235	242,777	0.04
Geberit	CH	CHF	486	237,656	0.04
Meggitt	GB	GBP	75,391	229,106	0.04
Elis 2.875% 15/02/2026 EMTN	FR	EUR	207,526	209,455	0.04
Neles	FI	EUR	17,841	205,081	0.04
Per Aarsleff Holding (B)	DK	DKK	5,619	184,568	0.03
John Laing Group	GB	GBP	56,106	175,553	0.03
Rheinmetall	DE	EUR	2,747	172,247	0.03
Schindler Holding	CH	CHF	767	168,492	0.03
Rexel 2.625% 15/06/2024 EMTN	FR	EUR	166,020	165,953	0.03
Valmet	FI	EUR	7,775	159,232	0.03
BAE Systems	GB	GBP	35,443	156,459	0.03
VAT Group	CH	CHF	963	154,985	0.03
SGS	CH	CHF	71	152,379	0.03
Societe BIC	FR	EUR	3,631	149,218	0.03
MTU Aero Engines	DE	EUR	1,012	148,309	0.03
Balfour Beatty	GB	GBP	62,306	147,983	0.03
Hubbell (B)	US	USD	1,149	143,045	0.03
Honeywell International 0.00% 10/03/2024	US	EUR	96,058	96,501	0.02
Wizz Air Holdings	CH	GBP	2,706	96,104	0.02
Babcock International Group	GB	GBP	34,472	83,253	0.01
Legrand	FR	EUR	1,230	78,080	0.01

* 이사회 결정으로 가격이 책정된 유가증권.

별첨 재무제표에 대한 주석은 본 재무제표의 중요한 일부입니다. 투자종목 명세서 및 지역별 ㅐ의 순자산 비율은 반올림되었습니다.

현재 투자종목 명세서서 2020년 10월 31일

	국가 코드	CCY	주식 또는 명목	시장 가격 EUR순	% 자산
Intrum 2.75% 15/07/2022 Reg S	SE	EUR	74,042	73,932	0.01
Leonardo	IT	EUR	13,157	53,784	0.01
Siemens Financier 0.125% 05/06/2022 EMTN	NL	EUR	48,029	48,346	0.01
Epiroc (A)	SE	SEK	3,240	41,610	0.01
International Consolidated Airlines	GB	GBP	33,642	36,076	0.01
Bouygues	FR	EUR	1,281	36,066	0.01
Siemens Energy	DE	EUR	860	16,176	0.00
				32,668,355	5.77
정보 기술					
Orano 3.375% 23/04/2026 EMTN	FR	EUR	2,641,616	2,720,574	0.48
Orano 2.75% 08/03/2028 EMTN	FR	EUR	1,537,996	1,504,926	0.27
ams 2.125% 03/11/2027	AT	EUR	1,275,559	1,254,302	0.22
Infineon Tech. 2.00% 24/06/2032 EMTN	DE	EUR	1,144,365	1,243,512	0.22
Taiwan Semiconductor Manufacturing	TW	TWD	95,385	1,238,117	0.22
Nexi 1.75% 24/04/2027	IT	EUR	985,532	1,114,395	0.20
ASML Holding	NL	EUR	3,100	967,200	0.17
Samsung Electronics Perpetual (Pref'd)	KR	KRW	20,219	771,776	0.14
Cisco Systems	US	USD	24,970	763,634	0.13
SAP	DE	EUR	8,070	738,350	0.13
Capgemini	FR	EUR	6,161	610,850	0.11
Sage Group	GB	GBP	85,863	606,828	0.11
Intel	US	USD	15,730	593,388	0.10
Nokia 3.125% 15/05/2028 EMTN	FI	EUR	445,915	481,309	0.09
KLA-Tencor	US	USD	2,505	426,366	0.08
Nokia 2.375% 15/05/2025 EMTN	FI	EUR	374,648	389,383	0.07
ams 0.00% 05/03/2025	AT	EUR	516,475	380,546	0.07
Edenred	FR	EUR	8,548	342,262	0.06
BE Semiconductor Industries	NL	EUR	9,805	340,135	0.06
Texas Instruments	US	USD	2,460	302,418	0.05
Nokia 6.625% 15/05/2039	FI	USD	264,174	285,726	0.05
Siltronic	DE	EUR	2,770	225,114	0.04
Telefonaktiebolaget LM Ericsson 1.875% 01/03/2024	SE	EUR	207,526	217,918	0.04
AT&S Austria Technologie & Systemtechnik	AT	EUR	13,516	210,573	0.04
Software	DE	EUR	6,303	193,881	0.03
Spectris	GB	GBP	5,117	140,890	0.02
Infineon Tech. 0.75% 24/06/2023 EMTN	DE	EUR	122,011	124,653	0.02
ASM International	NL	EUR	773	94,955	0.02
Barco	BE	EUR	6,296	84,715	0.01
Fidelity National Info. Services 0.75% 21/05/2023	US	EUR	67,048	68,534	0.01
Fidelity National Info. Services 0.40% 15/01/2021	US	EUR	48,029	48,061	0.01
				18,485,291	3.27
소비재					
Fiat Chrysler Automobiles 4.50% 07/07/2028	NL	EUR	2,582,314	3,004,869	0.53
Fiat Chrysler Automobiles 3.875% 05/01/2026	NL	EUR	2,297,013	2,518,592	0.45
Volkswagen Int'l Finance 3.875% VRN (Perpetual)	NL	EUR	2,487,028	2,512,582	0.44
Faurecia 3.75% 15/06/2028	FR	EUR	2,464,141	2,503,306	0.44
SES SA . 5.625% VRN (Perpetual)	LU	EUR	1,501,435	1,603,699	0.28
IPD 3 4.50% 15/07/2022 Reg S	NL	EUR	1,611,757	1,498,936	0.26
Verisure Holdings 3.875% 15/07/2026 Reg S	SE	EUR	1,358,218	1,358,411	0.24
UPC Holding 3.875% 15/06/2029 Reg S	NL	EUR	1,395,902	1,354,025	0.24
Ford Motor 8.50% 21/04/2023	US	USD	1,248,858	1,188,128	0.21
Ziggo Bond 3.375% 28/02/2030 Reg S	NL	EUR	1,210,465	1,155,465	0.20
VW Int'l Finance 4.625% VRN (Perpetual)	NL	EUR	1,055,404	1,118,729	0.20
Ford Motor 9.625% 22/04/2030	US	USD	897,681	1,035,644	0.18
Altice Financing 3.00% 15/01/2028 Reg S	LU	EUR	1,046,556	955,712	0.17
Volkswagen Int'l Finance 3.50% VRN (Perpetual)	NL	EUR	890,214	899,845	0.16
Volkswagen Int'l Finance 3.375% VRN (Perpetual)	NL	EUR	890,100	896,188	0.16
Ford Motor 9.00% 22/04/2025	US	USD	862,329	872,961	0.15
Volkswagen Fin. Services 3.375% 06/04/2028 EMTN	DE	EUR	674,225	799,684	0.14
Schaeffle 3.375% 12/10/2028 EMTN	DE	EUR	784,434	784,119	0.14
Arqiva Broadcast Finance 6.75% 30/09/2023	GB	GBP	681,701	781,537	0.14
Ziggo 4.25% 15/01/2027 Reg S	NL	EUR	733,523	756,435	0.13
Pandora	DK	DKK	10,921	742,646	0.13
Volvo Car 2.125% 02/04/2024 EMTN	SE	EUR	731,670	739,901	0.13
Schaeffler 2.75% 12/10/2025 EMTN	DE	EUR	710,351	707,364	0.13
Persimmon	GB	GBP	25,815	670,542	0.12
Prosus	NL	EUR	7,654	656,590	0.12
Publicis Groupe	FR	EUR	21,706	646,826	0.11
LVMH Moet Hennessy Louis Vuitton	FR	EUR	1,502	604,090	0.11
Volkswagen Int'l Finance 3.75% VRN (Perpetual)	NL	EUR	503,569	507,731	0.09
Eutelsat	FR	EUR	56,749	489,973	0.09
CPUK Finance 4.25% 28/02/2022 Reg S	GB	GBP	410,114	447,730	0.08
GKN Holdings 5.375% 19/09/2022 EMTN	GB	GBP	373,546	429,476	0.08
Altice Finco 4.75% 15/01/2028 Reg S	LU	EUR	422,069	382,040	0.07
Nokian Renkaat	FI	EUR	13,602	358,957	0.06
Takeaway.com	NL	EUR	3,584	342,333	0.06
Bridgestone	JP	JPY	11,907	333,178	0.06
Jaguar Land Rover 5.875% 15/11/2024 Reg S	GB	EUR	353,877	326,775	0.06
Puma	DE	EUR	4,214	316,221	0.06
Fiat Chrysler Automobiles 5.25% 15/04/2023	NL	USD	342,243	313,587	0.06
Kering	FR	EUR	565	292,953	0.05
Hermes International	FR	EUR	357	285,243	0.05
Nissan Motor 3.201% 17/09/2028 Reg S	JP	EUR	268,681	272,073	0.05
Bellway	GB	GBP	10,350	268,713	0.05
Pinnacle Bidco 6.375% 15/02/2025 Reg S	GB	GBP	266,650	264,751	0.05
Informa	GB	GBP	56,472	262,472	0.05
BMW	DE	EUR	4,432	260,047	0.05
LHMC Finco 7.25% 02/10/2025 Reg S	LU	EUR	309,009	223,830	0.04
Ferrari	IT	EUR	1,344	205,834	0.04
Hornbach Holding	DE	EUR	2,446	202,274	0.04
Cirsa Finance Int'l 3.625% FRN 30/09/2025 Reg S	LU	EUR	228,088	191,488	0.03
Altice France Holding 4.00% 15/02/2028 Reg S	LU	EUR	198,083	178,483	0.03
Cirsa Finance Intl. Sarl 4.75% 22/05/2025 Reg S	LU	EUR	187,380	157,886	0.03
D'ieteren	BE	EUR	3,302	142,147	0.03
Berkeley Group Holdings	GB	GBP	2,909	131,248	0.02
Sodexo	FR	EUR	2,259	124,456	0.02
Whitbread	GB	GBP	5,213	124,448	0.02
Renault 3.125% 05/03/2021 EMTN	FR	EUR	114,279	115,376	0.02
Sky 1.50% 15/09/2021 EMTN	GB	EUR	96,058	97,635	0.02
RELX Finance 0.00% 18/03/2024	NL	EUR	96,058	96,457	0.02
SES	LU	EUR	13,747	94,222	0.02
EssilorLuxottica	FR	EUR	861	91,452	0.02
McDonald's 4.00% 17/02/2021 EMTN	US	EUR	48,029	48,621	0.01
BMW Finance 0.125% 12/01/2021 EMTN	NL	EUR	48,029	48,070	0.01
Vivo Energy	GB	GBP	37,006	31,108	0.01
Burberry Group	GB	GBP	1,973	29,748	0.01
Elior Group	FR	EUR	6,265	20,275	0.00
				40,876,137	7.22
소비재					
Nestle	CH	CHF	27,056	2,613,178	0.46
Unilever	GB	GBP	51,611	2,527,359	0.45
Unilever	GB	EUR	39,116	1,899,075	0.34
British American Tobacco	GB	GBP	49,127	1,337,239	0.24
Iceland Bondco 4.625% 15/03/2025 Reg S	GB	GBP	1,144,941	1,216,683	0.22
Tesco	GB	GBP	514,906	1,176,565	0.21
Swedish Match	SE	SEK	17,680	1,144,852	0.20
L'Oreal	FR	EUR	3,020	838,649	0.15
Procter & Gamble	US	USD	7,038	825,046	0.15
Kimberly-Clark	US	USD	6,434	733,114	0.13
Pernod Ricard	FR	EUR	3,657	506,070	0.09
Beiersdorf	DE	EUR	5,543	498,314	0.09
Reckitt Benckiser Group	GB	GBP	6,225	470,679	0.08
Casino Guichard 4.561% 25/01/2023 EMTN	FR	EUR	466,954	442,410	0.08
Imperial Brands	GB	GBP	32,067	436,435	0.08
Koninklijke Ahold Delhaize	NL	EUR	16,361	385,952	0.07
Associated British Foods	GB	GBP	17,218	324,988	0.06
BAT Netherlands Finance 2.375% 07/10/2024 EMTN	NL	EUR	272,811	295,125	0.05
Colgate-Palmolive	US	USD	4,168	283,136	0.05
Carlsberg (B)	DK	DKK	1,774	192,803	0.03
Co-Operative Group 5.125% 17/05/2024	GB	GBP	129,911	151,782	0.03
Scandinavian Tobacco Group	DK	DKK	11,253	136,590	0.02
Coca-Cola European Partners	GB	USD	4,325	131,854	0.02
Iceland Bondco 6.75% 15/07/2024 Reg S	GB	GBP	106,345	119,712	0.02
Tate & Lyle	GB	GBP	15,812	104,648	0.02
METRO	DE	EUR	11,601	97,680	0.02
BAT Int'l Finance 4.875% 24/02/2021 EMTN	GB	EUR	96,058	97,532	0.02
Leroy Seafood Group (A)	NO	NOK	23,275	93,940	0.02
Austevoll Seafood	NO	NOK	15,250	89,156	0.02
Sonae SGPS	PT	EUR	164,218	82,930	0.01
Altria Group 1.00% 15/02/2023	US	EUR	72,043	73,637	0.01
				19,327,133	3.42
건강					
Roche Holding	CH	CHF	12,604	3,480,177	0.62
Sanofi	FR	EUR	31,034	2,401,096	0.42
Becton Dickinson Euro Finance 1.208% 04/06/2026	LU	EUR	2,196,654	2,280,847	0.40
Bayer 1.375% 06/07/2032	DE	EUR	2,125,210	2,211,491	0.39
Novartis	CH	CHF	31,411	2,103,645	0.37
Takeda Pharmaceutical 1.375% 09/07/2032	JP	EUR	1,820,882	1,925,017	0.34
Novo Nordisk	DK	DKK	32,511	1,793,107	0.32
Mylan 3.125% 22/11/2028	NL	EUR	1,298,366	1,516,749	0.27
Medtronic 1.375% 15/10/2040	LU	EUR	1,285,271	1,336,325	0.24
GlaxoSmithKline	GB	GBP	71,133	1,021,746	0.18
Takeda Pharmaceutical 2.00% 09/07/2040	JP	EUR	838,213	914,555	0.16
Koninklijke Philips	NL	EUR	22,350	891,196	0.16
Mylan 2.25% 22/11/2024	NL	EUR	648,477	695,339	0.12
AbbVie 1.375% 17/05/2024	US	EUR	665,366	695,257	0.12
Pfizer	US	USD	21,719	653,963	0.12
Eurofins Scientific 2.875% VRN (Perpetual)	LU	EUR	628,990	633,998	0.11
Fresenius Medical Care	DE	EUR	9,633	631,722	0.11
Bausch Health 4.50% 15/05/2023 Reg S	CA	EUR	622,577	617,397	0.11
Becton Dickinson Euro Finance 0.632% 04/06/2023	LU	EUR	474,874	481,988	0.09
Bayer 0.375% 06/07/2024	DE	EUR	455,683	461,794	0.08
Eurofins Scientific 3.25% VRN (Perpetual)	LU	EUR	459,631	452,737	0.08
Roche Holding (B)	CH	CHF	1,506	416,381	0.07

현재 투자종목 명세서서 2020년 10월 31일

	국가 코드	CCY	주식 또는 명목	시장 가격 EUR순	% 자산
UCB	BE	EUR	4,582	388,105	0.07
Merck 2.875% VRN 25/06/2079	DE	EUR	317,893	338,795	0.06
Sonova Holding	CH	CHF	1,647	335,504	0.06
Astellas Pharma	JP	JPY	27,890	328,391	0.06
Coloplast	DK	DKK	2,392	299,752	0.05
Bayer	DE	EUR	6,964	281,055	0.05
Recordati	IT	EUR	6,171	274,548	0.05
Straumann Holdings	CH	CHF	303	271,358	0.05
Merck KGaA 1.625% VRN 09/09/2080	DE	EUR	260,672	259,319	0.05
Orion	FI	EUR	6,360	233,730	0.04
H Lundbeck	DK	DKK	8,776	212,224	0.04
Grifols 3.20% 01/05/2025 Reg S	ES	EUR	207,526	207,328	0.04
Merck (A)	DE	EUR	1,107	140,745	0.02
Eurofins Scientific 4.875% VRN (Perpetual)	LU	EUR	114,279	119,977	0.02
Ipsen	FR	EUR	1,426	111,470	0.02
Grifols ADR	ES	USD	7,181	103,235	0.02
Smith & Nephew	GB	GBP	6,533	97,084	0.02
Fresenius SE & Co	DE	EUR	3,006	95,720	0.02
Mylan 2.125% 23/05/2025	US	EUR	53,566	57,250	0.01
Abbott Ireland Financing 0.875% 27/09/2023	IE	EUR	36,022	37,177	0.01
				31,809,294	**5.62**
금융					
Hicl Infrastructure	GB	GBP	1,831,483	3,580,122	0.63
AIB Group 2.875% VRN 30/05/2031 EMTN	IE	EUR	3,243,607	3,268,932	0.58
Sampo 2.50% VRN 03/09/2052 EMTN	FI	EUR	2,442,500	2,492,825	0.44
Danske Bank 2.50% VRN 21/06/2029 EMTN	DK	EUR	1,965,244	2,051,046	0.36
Citigroup 1.25% VRN 06/07/2026 EMTN	US	EUR	1,902,513	1,980,781	0.35
UBS Group 0.25% VRN 05/11/2028 EMTN	CH	EUR	1,999,232	1,980,309	0.35
Commerzbank 6.125% VRN (Perpetual)	DE	EUR	2,022,963	1,980,097	0.35
Allianz	DE	EUR	13,020	1,966,851	0.35
Commerzbank 4.00% 23/03/2026 EMTN	DE	EUR	1,789,549	1,895,456	0.33
Real Estate Credit Investments	GB	GBP	1,211,691	1,670,666	0.30
Banco Comercial Portugues 9.25% VRN (Perpetual)	PT	EUR	1,913,347	1,661,392	0.29
Credit Agricole 7.50% VRN (Perpetual)	FR	GBP	1,271,572	1,599,784	0.28
Vivion Investments 3.00% 08/08/2024	LU	EUR	1,744,610	1,553,069	0.27
UBS Group 6.875% VRN (Perpetual)	CH	USD	1,621,254	1,539,888	0.27
Smurfit Kappa Treasury 1.50% 15/09/2027	IE	EUR	1,475,908	1,469,103	0.26
Admiral Group	GB	GBP	47,361	1,448,217	0.26
Lloyds Banking Group 7.50% VRN (perpetual)	GB	USD	1,589,464	1,447,469	0.26
BNP Paribas 1.00% 27/06/2024 EMTN	FR	EUR	1,378,259	1,420,085	0.25
Credit Suisse Group 6.375% VRN (Perpetual) 144A	CH	USD	1,525,886	1,407,402	0.25
ABN AMRO Bank 1.25% 28/05/2025 EMTN	NL	EUR	1,275,349	1,332,963	0.24
Lloyds Banking Group 4.50% VRN 18/03/2030 EMTN	GB	EUR	1,171,607	1,309,932	0.23
Bankia 6.00% VRN (Perpetual)	ES	EUR	1,332,520	1,303,371	0.23
Volkswagen Bank 1.875% 31/01/2024 EMTN	DE	EUR	1,235,680	1,299,940	0.23
Bancosan Santander 1.375% 05/01/2026 EMTN	ES	EUR	1,235,680	1,290,305	0.23
Muenchener Rueckversicherungs-Gesellschaft	DE	EUR	6,310	1,267,020	0.22
JPMorgan Chase & Co 0.625% 25/01/2024 EMTN	US	EUR	1,235,680	1,258,499	0.22
Nationwide Building Society 5.875% VRN (Perpetual)	GB	GBP	1,080,836	1,240,470	0.22
ING Groep 6.75% VRN (Perpetual)	NL	USD	1,328,792	1,212,084	0.21
Bank of Ireland Group 7.50% VRN (Perpetual) Reg S	IE	EUR	1,130,210	1,193,784	0.21
Intertrust Group 3.375% 15/11/2025 Reg S	NL	EUR	1,186,490	1,190,969	0.21
Zurich Insurance Group	CH	CHF	4,093	1,165,578	0.21
Deutsche Boerse	DE	EUR	9,110	1,150,998	0.20
Intesa Sanpaolo 5.875% VRN (Perpetual) EMTN	IT	EUR	1,149,788	1,121,340	0.20
Goldman Sachs Group 4.75% 12/10/2021	US	EUR	1,038,512	1,082,470	0.19
Allied Irish Banks 4.125% VRN 26/11/2025 EMTN	IE	EUR	1,075,226	1,077,794	0.19
Legal & General Group	GB	GBP	519,746	1,067,994	0.19
UniCredit 7.50% VRN (Perpetual)	IT	EUR	988,700	1,065,942	0.19
UniCredit 2.731% VRN 15/01/2032	IT	EUR	1,129,297	1,050,395	0.19
DH Europe Finance II 0.20% 18/03/2026	LU	EUR	1,019,436	1,028,978	0.18
AXA	FR	EUR	73,547	1,014,951	0.18
CNRMA Groupama 6.375% VRN (Perpetual)	FR	EUR	890,100	992,031	0.18
UBS Group 7.00% VRN (Perpetual)	CH	USD	1,017,257	976,285	0.17
Barclays 7.125% VRN (Perpetual)	GB	GBP	834,850	975,867	0.17
ING Groep 5.75% VRN (Perpetual)	NL	USD	1,080,836	967,344	0.17
UBS 4.75% VRN 12/02/2026 EMTN	CH	EUR	931,513	941,140	0.17
Barclays 6.125% VRN (Perpetual)	GB	USD	1,033,088	904,368	0.16
Lloyds Banking Group 3.50% VRN 01/04/2026 EMTN	GB	EUR	793,687	894,527	0.16
Phoenix Group Holdings 5.625% 28/04/2031 EMTN	GB	GBP	700,191	892,243	0.16
Nationwide Bldg. Soc. 2.00% VRN 25/07/2029 EMTN	GB	EUR	843,902	870,093	0.15
AIB Group 5.25% VRN (Perpetual)	IE	EUR	901,036	861,615	0.15
Capital One Financial 0.80% 12/06/2024	US	EUR	844,569	849,999	0.15
Credit Suisse Group 6.25% VRN (Perpetual) 144A	CH	USD	918,710	842,369	0.15
Banco Santander 4.375% VRN (Perpetual)	ES	EUR	953,679	832,441	0.15
BlackRock	US	USD	1,568	797,015	0.14
3i Group	GB	GBP	74,368	794,673	0.14
Prudentia 5.625% VRN 20/10/2051 Reg S	GB	GBP	603,806	769,625	0.14
NN Group 4.625% VRN 08/04/2044	NL	EUR	675,508	748,232	0.13
Nationwide Building Society 5.75% VRN (Perpetual)	GB	GBP	635,786	731,694	0.13
ASR Nederland 5.125% VRN 29/09/2045	NL	EUR	635,786	731,177	0.13
Rabobank 6.625% VRN (Perpetual)	NL	EUR	699,364	720,216	0.13
Banco Santander 7.50% VRN (Perpetual)	ES	USD	801,090	716,282	0.13
Jerrold Finco 4.875% 15/01/2026 Reg S	GB	GBP	693,290	712,261	0.13
CNRMA Groupama 6.00% 23/01/2027	FR	EUR	572,207	696,243	0.12
Gesellschaft 1.250% VRN 26/05/2041 Reg S	DE	EUR	704,145	693,229	0.12
Cabot Financial 6.375% FRN 14/06/2024 Reg S	LU	EUR	684,567	692,761	0.12
NN Group	NL	EUR	22,663	678,516	0.12
DNB	NO	NOK	58,351	675,965	0.12
NN Group 4.625% VRN 13/01/2048 EMTN	NL	EUR	572,207	669,860	0.12
Jerrold Finco 6.125% 15/01/2024 Reg S	GB	GBP	609,486	650,758	0.12
AIB Group 6.25% VRN (Perpetual)	IE	EUR	640,462	646,066	0.11
Bankia 6.375% VRN (Perpetual)	ES	EUR	637,981	639,975	0.11
Banco Santander 6.25% VRN (Perpetual)	ES	EUR	635,786	625,217	0.11
International Personal Fin. 5.75% 07/04/2021 EMTN	GB	EUR	679,666	616,797	0.11
FCE Bank 1.615% 11/05/2023 EMTN	GB	EUR	629,916	614,751	0.11
Garfunkelux Holdco 3 7.50% 01/08/2022 Reg S	LU	EUR	614,057	613,811	0.11
Hannover Rueck	DE	EUR	4,833	602,675	0.11
St James's Place	GB	GBP	60,031	600,215	0.11
ABN AMRO Bank 4.375% VRN (Perpetual)	NL	EUR	578,565	576,846	0.10
FCE Bank 2.727% 03/06/2022 EMTN	GB	GBP	514,617	567,674	0.10
CME Group	US	USD	4,313	551,913	0.10
Tryg	DK	DKK	22,664	539,824	0.10
Garfunkelux Holdco 3.50% FRN 01/09/2023 Reg S	LU	EUR	505,748	505,346	0.09
Banco Santander 5.25% VRN (Perpetual)	ES	EUR	508,629	485,738	0.09
Danske Bank 5.875% VRN (Perpetual) EMTN	DK	EUR	470,481	481,669	0.09
IG Group Holdings	GB	GBP	55,248	467,495	0.08
UniCredit 9.25% VRN (Perpetual)	IT	EUR	432,240	464,792	0.08
Banca Monte 10.50% 23/07/2029 EMTN	IT	EUR	460,924	464,635	0.08
James Hardie Int'l Fin 3.625% 01/10/2026 Reg S	IE	EUR	451,400	461,935	0.08
Assicurazioni Generali	IT	EUR	40,027	460,706	0.08
UniCredit 3.875% VRN (Perpetual) EMTN	IT	EUR	582,745	453,448	0.08
LeasePlan 7.375% VRN (Perpetual)	NL	EUR	444,277	452,163	0.08
Barclays 7.25% VRN (Perpetual)	GB	GBP	391,008	448,312	0.08
HSBC Holdings 1.645% VRN 18/04/2026	GB	USD	508,287	437,599	0.08
Prudential 6.340% VRN 19/12/2063 EMTN	GB	GBP	317,893	431,885	0.08
Credit Suisse Group 3.25% VRN 02/04/2026 EMTN	CH	EUR	377,937	422,771	0.07
Volkswagen Bank 0.75% 15/06/2023 EMTN	DE	EUR	413,148	419,536	0.07
Natwest Group 7.648% VRN (Perpetual)	GB	USD	317,893	419,442	0.07
Bank of Ireland 10.00% 19/12/2022 EMTN	IE	EUR	354,264	417,673	0.07
Lloyds Bank 13.00% VRN (Perpetual) EMTN	GB	GBP	212,711	414,880	0.07
Society of Lloyd's 4.75% 30/10/2024	GB	GBP	338,238	411,090	0.07
Progressive	US	USD	5,229	409,002	0.07
Credit Agricole 8.125% VRN (Perpetual) Reg S	FR	USD	397,366	401,340	0.07
Sampo	FI	EUR	12,122	392,749	0.07
Prudential	GB	GBP	37,052	388,429	0.07
La Mondiale 0.75% 20/04/2026	FR	EUR	380,209	377,923	0.07
FCA Bank Ireland 0.625% 24/11/2022 EMTN	IT	EUR	364,076	368,056	0.07
Banco De Sabadell 1.75% 10/05/2024 EMTN	ES	EUR	358,073	353,443	0.06
Ford Motor Credit 0.249% FRN 15/11/2023 EMTN	US	EUR	374,024	346,562	0.06
Morgan Stanley 0.637% VRN 26/07/2024 EMTN	US	EUR	340,798	345,874	0.06
Barclays 5.875% VRN (Perpetual)	GB	GBP	317,893	343,090	0.06
ASR Nederland 3.375% VRN 02/05/2049	NL	EUR	317,893	340,659	0.06
Zurich Finance UK 6.625% VRN (Perpetual) EMTN	GB	GBP	273,388	334,870	0.06
RSA Insurance Group	GB	GBP	70,607	332,566	0.06
Banque Cantonale Vaudoise	CH	CHF	3,942	327,922	0.06
Banorte 7.625% VRN (Perpetual) Reg S	MX	USD	381,471	327,429	0.06
BAWAG Group	AT	EUR	10,402	326,623	0.06
Direct Line Insurance Group	GB	GBP	109,322	320,305	0.06
Yapi ve Kredi Bankasi 6.10% 16/03/2023 Reg S	TR	USD	380,929	320,240	0.06
TBC Bank 10.775% VRN (Perpetual) Reg S	GE	USD	363,787	314,592	0.06
BBVA 0.75% 11/09/2022 GMTN	ES	EUR	296,398	301,031	0.05
US Bancorp	US	USD	8,603	282,378	0.05
AIB Group 1.50% 29/03/2023 EMTN	IE	EUR	274,228	280,888	0.05
Bank of East Asia 5.825% VRN (Perpetual) EMTN	HK	USD	311,535	274,594	0.05
TBC Bank 5.75% 19/06/2024 Reg S	GE	USD	315,218	274,282	0.05
Cembra Money Bank	CH	CHF	2,859	272,381	0.05
Santander UK Group Holdings 1.125% 08/09/2023	GB	EUR	256,075	261,531	0.05
Barclays	GB	GBP	220,404	261,150	0.05
Banco de Sabadell 5.625% 06/05/2026 EMTN	ES	EUR	239,985	254,428	0.04
FCE Bank 1.528% 09/11/2020 EMTN	GB	EUR	253,902	253,786	0.04
FCE Bank 1.875% 24/06/2021 EMTN	GB	EUR	253,902	252,737	0.04
Ford Motor Credit 0.00% FRN 14/05/2021 EMTN	US	EUR	253,902	250,527	0.04
Raiffeisen Bank Intl. 6.125% VRN (Perpetual)	AT	EUR	254,314	246,082	0.04
Tesco Personal Finance Group 3.50% 25/07/2025	GB	GBP	207,526	241,827	0.04
Baloise Holding	CH	CHF	1,941	227,834	0.04
Santander UK Group Hldgs 7.375% VRN (Perpetual)	GB	GBP	190,736	220,279	0.04
ABN AMRO Group	NL	EUR	30,653	215,981	0.04
AIB Group 1.875% VRN 19/11/2029 EMTN	IE	EUR	211,228	206,257	0.04
ING Groep	NL	EUR	33,207	194,562	0.03
Svenska 4.75% Handelsbanken VRN (Perpetual)	SE	USD	216,167	191,921	0.03
Investor (B)	SE	SEK	3,717	191,820	0.03
Phoenix Group Holdings 5.625% VRN (Perpetual)	GB	USD	203,960	173,157	0.03
Banco de Sabadell 1.125% 27/03/2025 EMTN	ES	EUR	179,036	171,575	0.03
Garfunkelux Holdco 3 11.00% 01/11/2023 Reg S	LU	GBP	148,562	169,783	0.03
Commerzbank 4.00% VRN 05/12/2030 EMTN	DE	EUR	163,799	167,639	0.03
Aviva 4.00% VRN 03/06/2055	GB	GBP	134,342	158,026	0.03
ASR Nederland	NL	EUR	5,950	155,304	0.03
Turkiye Is Bankasi 6.125% 25/04/2024 Reg S	TR	USD	190,464	155,281	0.03

현재 투자종목 명세서서 2020년 10월 31일

	국가 코드	CCY	주식 또는 명목	시장 가격 EUR순	% 자산
AIA Group 3.20% 16/09/2040 Reg S	HK	USD	162,125	143,371	0.03
Singapore Exchange	SG	SGD	25,599	139,478	0.02
M&G	GB	GBP	84,781	138,248	0.02
Swiss Life Holdings	CH	CHF	450	130,032	0.02
Aegon	NL	EUR	54,360	125,843	0.02
Banorte 8.375% VRN (Perpetual) Reg S	MX	USD	127,157	115,993	0.02
TP ICAP	GB	GBP	52,022	110,367	0.02
Banorte 6.75% VRN (Perpetual) Reg S	MX	USD	127,157	109,962	0.02
Morgan Stanley 1.00% 02/12/2022 GMTN	US	EUR	96,058	98,338	0.02
UBS 0.625% 23/01/2023 GMTN	CH	EUR	96,058	97,870	0.02
Banca IFIS (A)	IT	EUR	13,111	90,269	0.02
FCE Bank 3.25% 19/11/2020 EMTN	GB	GBP	76,444	85,092	0.02
Bank of America 1.379% VRN 07/02/2025 EMTN	US	EUR	72,043	74,968	0.01
Danske Bank 1.375% VRN 24/05/2023	DK	EUR	72,043	73,403	0.01
Metropolitan Life Global 0.875% 20/01/2022 EMTN	US	EUR	72,043	73,052	0.01
FCA Bank Ireland 1.25% 21/06/2022 EMTN	IT	EUR	69,642	71,059	0.01
KBC Group 1.125% 25/01/2024 EMTN	BE	EUR	48,029	49,730	0.01
BFCM 0.75% 15/06/2023 EMTN	FR	EUR	48,029	49,282	0.01
Korea Development Bank 0.625% 17/07/2023	KR	EUR	48,029	49,086	0.01
DNB Bank 4.375% 24/02/2021 EMTN	NO	EUR	48,029	48,753	0.01
Swedbank 0.25% 07/11/2022 GMTN	SE	EUR	48,029	48,479	0.01
Barclays 3.375% VRN 02/04/2025 EMTN	GB	EUR	44,571	48,454	0.01
Volkswagen Bank 0.375% 05/07/2022 EMTN	DE	EUR	48,029	48,382	0.01
Goldman Sachs Group 0.041% FRN 21/04/2023 EMTN	US	EUR	48,029	48,094	0.01
HSBC Holdings 0.422% FRN 04/12/2021 EMTN	GB	EUR	48,029	48,061	0.01
NatWest Markets 0.233% FRN 18/06/2021 EMTN	GB	EUR	28,817	28,913	0.01
Eurobank Ergasias	GR	EUR	97,477	27,752	0.00
Lloyds Banking Group 0.75% 09/11/2021 EMTN	GB	EUR	24,783	24,992	0.00
Westpac Banking 0.75% 17/10/2023 EMTN	AU	EUR	24,014	24,701	0.00
BPCE 1.125% 18/01/2023 EMTN	FR	EUR	24,014	24,611	0.00
Rabobank 0.625% 27/02/2024 EMTN	NL	EUR	24,014	24,520	0.00
Volkswagen Bank 0.955% FRN 01/08/2022 EMTN	DE	EUR	24,014	24,333	0.00
FCA Bank Ireland 1.00% 21/02/2022 EMTN	IT	EUR	24,014	24,332	0.00
Berkshire Hathaway 0.00% 12/03/2025	US	EUR	21,421	21,491	0.00
Mitsubishi UFJ Financial Group 0.978% 09/06/2024	JP	EUR	20,845	21,484	0.00
Volkswagen Bank 0.625% 08/09/2021 EMTN	DE	EUR	19,212	19,363	0.00
Metropolitan Life Global 0.375% 09/04/2024	US	EUR	18,011	18,303	0.00
Santander UK 0.875% 25/11/2020 EMTN	GB	EUR	16,810	16,824	0.00
Citigroup 0.339% FRN 24/05/2021 EMTN	US	EUR	14,409	14,471	0.00
				115,545,450	**20.42**
부동산					
ADLER Real Estate 3.00% 27/04/2026	DE	EUR	1,609,182	1,608,681	0.28
Vonovia	DE	EUR	24,529	1,344,665	0.24
ADLER Real Estate 2.125% 06/02/2024	DE	EUR	1,049,893	1,027,048	0.18
Digital Euro Finco 2.625% 15/04/2024	US	EUR	703,125	763,165	0.13
Corestate Capital Holding 3.50% 15/04/2023	LU	EUR	713,764	542,457	0.10
AT Securities 5.25% VRN (Perpetual)	NL	USD	518,814	445,932	0.08
Grand City Properties 3.75% VRN (Perpetual)	LU	EUR	254,314	262,605	0.05
SELP Finance 1.25% 25/10/2023	LU	EUR	190,105	195,904	0.03
DEMIRE Deutsche 1.875% 15/10/2024	DE	EUR	207,526	190,846	0.03
SELP Finance 1.50% 20/11/2025	LU	EUR	159,213	166,967	0.03
Digital Dutch Finco 0.125% 15/10/2022	NL	EUR	161,589	162,493	0.03
Corestate Capital Holding 1.375% 28/11/2022	LU	EUR	186,773	145,683	0.03
Gecina REIT	FR	EUR	1,150	122,590	0.02
Nexity	FR	EUR	4,594	110,713	0.02
Logicor Financing 1.50% 14/11/2022 EMTN	LU	EUR	96,058	98,493	0.02
Klepierre REIT	FR	EUR	5,766	62,703	0.01
Big Yellow Group REIT	GB	GBP	5,046	61,719	0.01
Land Securities Group REIT	GB	GBP	8,795	49,806	0.01
Unibail-Rodamco-Westfield 0.125% 14/05/2021 EMTN	FR	EUR	38,423	38,427	0.01
				7,400,897	**1.31**
정부					
Germany 0.00% 12/03/2021	DE	EUR	8,027,095	8,048,070	1.42
Germany 0.00% 15/02/2030	DE	EUR	6,742,036	7,167,701	1.27
Germany 0.00% 11/06/2021	DE	EUR	6,331,650	6,360,744	1.12
Australia 1.75% 21/06/2051	AU	AUD	4,306,642	2,572,212	0.45
Germany 1.75% 04/07/2022	DE	EUR	1,618,573	1,688,029	0.30
Germany 0.00% 18/10/2024	DE	EUR	1,382,298	1,428,974	0.25
Germany 0.00% 07/10/2022	DE	EUR	1,163,499	1,181,855	0.21
Germany 0.00% 10/09/2021	DE	EUR	1,083,222	1,090,018	0.19
Germany 0.25% 15/02/2029	DE	EUR	896,149	970,473	0.17
Germany 0.00% 05/04/2024	DE	EUR	864,520	889,891	0.16
Germany 0.00% 15/08/2030	DE	EUR	737,705	784,512	0.14
Germany 0.00%08/04/2022	DE	EUR	737,243	745,561	0.13
Netherland 0.00% 15/07/2030	NL	EUR	647,115	680,192	0.12
Germany 2.00% 15/08/2023	DE	EUR	191,155	206,493	0.04
				33,814,725	**5.98**
폐쇄형 펀드					
International Public Partnerships	GB	GBP	1,966,185	3,672,905	0.65
Greencoat UK Wind Funds	GB	GBP	2,428,860	3,640,562	0.64
Sequoia Economic Infrastructure Income Fund	GB	GBP	2,993,008	3,481,093	0.62
CVC Credit Partners European Opportunities	GB	GBP	2,060,868	2,144,876	0.38
TwentyFour Income Fund	GB	GBP	1,836,902	2,113,988	0.37
Blackstone GSO Loan Financing	GB	EUR	3,411,108	2,038,137	0.36
Starwood European Real Estate Finance	GB	GBP	1,971,968	1,874,744	0.33
				18,966,305	**3.35**
개방형 펀드					
Fidelity ILF - The Euro Fund - A-ACC-EUR	IE	EUR	1,821	25,088,158	4.43
Fair Oaks High Grade Credit Fund	LU	EUR	2,429	2,435,288	0.43
Fidelity ILF - The US Dollar Fund - A-ACC-USD	IE	USD	83	1,289,531	0.23
Assenagon Alpha Volatility	LU	EUR	1	1,193	0.00
				28,814,170	**5.09**
커뮤니케이션 서비스					
Vodafone Group 6.25% VRN 03/10/2078	GB	USD	2,278,680	2,114,779	0.37
Telecom Italia Finance 7.75% 24/01/2033 EMTN	LU	EUR	1,231,488	1,773,351	0.31
Cellnex Telecom 0.50% 05/07/2028	ES	EUR	928,670	1,286,960	0.23
Telefonica Europe 5.875% VRN (Perpetual)	NL	EUR	912,641	992,210	0.18
Altice France 3.375% 15/01/2028 Reg S	FR	EUR	981,420	929,498	0.16
Altice France 5.875% 01/02/2027 Reg S	FR	EUR	831,478	870,599	0.15
Netflix 3.625% 15/06/2030 Reg S	US	EUR	742,035	811,448	0.14
Crystal Almond 4.25% 15/10/2024 Reg S	LU	EUR	781,951	760,370	0.13
Verizon Communications 1.85% 18/05/2040	US	EUR	667,331	747,493	0.13
RCS & RDS 2.50% 05/02/2025 Reg S	RO	EUR	761,181	727,975	0.13
Telecom Italia 5.303% 30/05/2024	IT	USD	776,713	720,269	0.13
Telenor	NO	NOK	47,058	623,500	0.11
Telecom Italia 2.75% 15/04/2025 EMTN	IT	EUR	556,453	577,145	0.10
Telefonica Europe 3.75% VRN (Perpetual)	NL	EUR	539,845	548,475	0.10
RCS & RDS 3.25% 05/02/2028 Reg S	RO	EUR	573,217	547,098	0.10
Silknet 11.00% 02/04/2024	GE	USD	549,538	503,525	0.09
KDDI	JP	JPY	18,969	440,307	0.08
Banijay Entertainment 5.375% 01/03/2025 144A	FR	USD	499,162	436,213	0.08
Verizon Communications	US	USD	8,716	425,756	0.08
Elisa	FI	EUR	9,029	381,390	0.07
Telecom Italia 5.875% 19/05/2023 EMTN	IT	GBP	290,536	352,258	0.06
Deutsche Telekom	DE	EUR	24,288	317,448	0.06
AT&T 2.75% 19/05/2023	US	EUR	290,149	311,735	0.06
UPCB Finance IV 4.00% 15/01/2027 Reg S	KY	EUR	290,553	294,104	0.05
Telefonica Europe 3.00% VRN (Perpetual)	NL	EUR	280,696	277,714	0.05
Telecom Italia 2.375% 12/10/2027 EMTN	IT	EUR	264,595	267,161	0.05
Koninklijke KPN	NL	EUR	113,658	263,687	0.05
China Mobile	HK	HKD	48,158	252,833	0.04
Infrastrutture Wireless Italiane	IT	EUR	25,101	232,935	0.04
Telecom Italia 3.625% 19/01/2024 EMTN	IT	EUR	207,526	220,263	0.04
Vodafone Group 4.20% VRN 03/10/2078	GB	EUR	190,464	208,231	0.04
Telecom Italia	IT	EUR	572,689	166,881	0.03
Cellnex Telecom 2.875% 18/04/2025 EMTN	ES	EUR	103,763	112,475	0.02
Swisscom	CH	CHF	242	105,820	0.02
AT&T 1.30% 05/09/2023	US	EUR	96,058	99,589	0.02
Orange 0.50% 15/01/2022 EMTN	FR	EUR	48,029	48,473	0.01
				19,749,968	**3.49**

증권 자격 취득 또는 기타 통제 된 시장 에서 죽음을 맞게

에너지					
Petroleos Mexicanos 6.49% 23/01/2027	MX	USD	815,364	650,948	0.12
Petroleos Mexicanos 6.875% 04/08/2026	MX	USD	432,343	357,141	0.06
				1,008,089	**0.18**
유틸리티					
Iberdrola	ES	EUR	127,856	1,294,540	0.23
ContourGlobal Power Hlgs 4.125% 01/08/2025 Reg S	LU	EUR	1,197,297	1,211,936	0.21
Endesa	ES	EUR	42,003	966,484	0.17
Enagas	ES	EUR	29,507	546,773	0.10
Drax Finco 2.625% 01/11/2025	GB	EUR	350,348	352,450	0.06
Red Electrica	ES	EUR	13,559	205,087	0.04
ContourGlobal Power Hlgs 3.375% 01/08/2023 Reg S	LU	EUR	166,020	165,731	0.03
AES Gener 7.125% VRN 26/03/2079 Reg S	CL	USD	122,389	109,057	0.02
				4,852,058	**0.86**
소재					
CeramTec Bond 5.25% 15/12/2025 Reg S	DE	EUR	959,940	930,681	0.16
Schoeller Packaging 6.375% 01/11/2024 Reg S	NL	EUR	883,133	849,108	0.15
Ardagh Packaging Finance 4.125% 15/08/2026 144A	SU	USD	720,833	631,862	0.11
Ardagh Packaging Finance 5.25% 15/08/2027 144A	SU	USD	529,182	466,705	0.08
Berry Global 1.00% 15/01/2025 Reg S	US	EUR	420,447	404,206	0.07
INEOS Group Holdings 5.375% 01/08/2024 Reg S	LU	EUR	207,526	207,330	0.04
				3,489,892	**0.62**
산업재					
Autostrade per l'Italia 1.625% 12/06/2023 MTN	IT	EUR	1,521,899	1,510,485	0.27

현재 투자종목 명세서서 2020년 10월 31일

	국가 코드	CCY	주식 또는 명목	시장 가격 EUR순	% 자산
Techem 2.00% 15/07/2025 Reg S	DE	EUR	1,303,527	1,240,071	0.22
Vertical Holdco 6.625% 15/07/2028 Reg S	DE	EUR	1,080,580	1,117,773	0.20
Ferrovial	ES	EUR	52,209	969,782	0.17
XPO Logistics 6.25% 01/05/2025 144A	US	USD	876,154	800,683	0.14
Global Ship Lease 9.875% 15/11/2022 144A	MH	USD	866,401	755,919	0.13
Autostrade per l'Italia 5.875% 09/06/2024 EMTN	IT	EUR	497,428	569,352	0.10
Avolon Holdings Funding 4.375% 01/05/2026 144A	KY	USD	505,427	421,860	0.07
Autostrade per l'Italia 2.875% 26/02/2021 EMTN	IT	EUR	354,720	354,977	0.06
Stena International 6.125% 01/02/2025 144A	LU	USD	432,046	349,516	0.06
Stena International 3.75% 01/02/2025 Reg S	LU	EUR	257,696	241,193	0.04
Global Ship Lease 9.875% 15/11/2022 Reg S	MH	USD	187,864	163,908	0.03
ACS Group	ES	EUR	7,849	160,117	0.03
Vertical 4.375% 15/07/2027 Reg S	DE	EUR	139,594	141,514	0.03
Delta Air lines 4.50% 20/10/2025 144A	SU	USD	123,978	107,829	0.02
Ryanair Holdings	IE	EUR	8,286	97,978	0.02
Delta Air lines 4.75% 20/10/2028 144A	SU	USD	30,200	26,464	0.00
				9,029,421	**1.60**
정보 기술					
Adevinta 2.625% 15/11/2025 Reg S	NO	EUR	1,873,099	1,872,630	0.33
IHS Netherlands 8.00% 18/09/2027 Reg S	NL	USD	1,499,220	1,315,782	0.23
ams 6.00% 31/07/2025 Reg S	AT	EUR	1,113,168	1,160,478	0.21
Hurricane Finance 8.00% 15/10/2025 Reg S	GB	GBP	785,743	909,510	0.16
Nexi 1.75% 31/10/2024	IT	EUR	838,844	838,215	0.15
Hurricane Finance 8.00% 15/10/2025	GB	GBP	413,850	469,407	0.08
PLT VII Finance 4.625% 05/01/2026 Reg S	LU	EUR	420,386	422,488	0.07
Adevinta 3.00% 15/11/2027 Reg S	NO	EUR	358,701	362,408	0.06
Amadeus IT Group	ES	EUR	7,788	319,222	0.06
IHS Netherlands 7.125% 18/03/2025 Reg S	NL	USD	280,766	244,605	0.04
NXP 4.625% 01/06/2023 144A	NL	USD	207,526	195,441	0.03
Fiserv 0.375% 01/07/2023	US	EUR	60,464	61,258	0.01
				8,171,444	**1.44**
소비재					
Altice France Holding 8.00% 15/05/2027 Reg S	LU	EUR	1,879,883	1,977,261	0.35
CBR Fashion Finance 5.125% 01/10/2022 Reg S	NL	EUR	1,505,616	1,347,873	0.24
Verisure Midholding 5.75% 01/12/2023 Reg S	SE	EUR	1,182,555	1,178,534	0.21
Novem Group 5.25% FRN 15/05/2024 Reg S	DE	EUR	1,138,815	1,099,835	0.19
Altice Financing 7.50% 15/05/2026 144A	LU	USD	1,211,031	1,086,263	0.19
Industria de Diseno Textil	ES	EUR	43,140	914,143	0.16
Cirsa Finance Int'l 6.25% 20/12/2023 Reg S	LU	EUR	918,708	817,985	0.14
GEMS Education Delaware 7.125% 31/07/2026 Reg S	SU	USD	880,946	749,528	0.13
Banijay Group 6.50% 01/03/2026 Reg S	FR	EUR	720,450	703,880	0.12
JLR Automotive 7.75% 15/10/2025 144A	GB	USD	770,675	661,082	0.12
Cirsa Finance Int'l 7.875% 20/12/2023 144A	LU	USD	633,908	496,494	0.09
United Group 4.875% 01/07/2024 Reg S	NL	EUR	356,577	357,693	0.06
Aston Martin Capital Hldgs 12.00% 15/04/2022 Reg S	GB	USD	348,609	318,672	0.06
Volvo Car 3.25% 18/05/2021	SE	EUR	252,907	256,843	0.05
Matalan Finance 6.75% 31/01/2023 Reg S	GB	GBP	110,469	81,126	0.01
Cairo Mezz	CY	EUR	8,123	843	0.00
				12,048,055	**2.13**
소비재					
Sigma Holdco 5.75% 15/05/2026 Reg S	NL	EUR	1,651,976	1,585,621	0.28
Walnut Bidco 6.75% 01/08/2024 Reg S	GB	EUR	1,358,022	1,318,085	0.23
Walnut Bidco 9.125% 01/08/2024 144A	GB	USD	236,831	208,753	0.04
Walnut Bidco 9.125% 01/08/2024 Reg S	GB	USD	38,093	33,577	0.01
				3,146,036	**0.56**
건강					
Nidda Healthcare Holding 3.50% 30/09/2024 Reg S	DE	EUR	734,816	718,276	0.13
Nidda Healthcare Holding 3.50% 30/09/2024 Reg S	DE	EUR	723,474	703,823	0.12
Danaher 2.10% 30/09/2026	US	EUR	380,209	423,974	0.07
Danaher 1.70% 30/03/2024	US	EUR	96,058	101,827	0.02
Faes Farma	ES	EUR	19,288	62,395	0.01
				2,010,295	**0.36**
금융					
Mapfre 4.375% VRN 31/03/2047	ES	EUR	1,246,106	1,398,219	0.25
Caixa Geral de Depositos 10.75% VRN (Perpetual)	PT	EUR	1,143,437	1,227,766	0.22
BBVA 6.00% VRN (Perpetual)	ES	EUR	1,169,846	1,155,708	0.20
Lincoln Financing 3.625% 01/04/2024 Reg S	LU	EUR	1,111,588	1,061,566	0.19
Intesa Sanpaolo 7.75% VRN (Perpetual)	IT	EUR	888,511	995,499	0.18
Garfunkelux Holdco 3 6.75% 01/11/2025 Reg S	LU	EUR	995,752	980,312	0.17
Garfunkelux Holdco 3 7.75% 01/11/2025 Reg S	LU	GBP	831,575	910,326	0.16
UniCredit 6.625% VRN (Perpetual)	IT	EUR	878,061	876,028	0.15
CaixaBank 6.75% VRN (Perpetual)	ES	EUR	648,501	664,055	0.12
Newday Bondco 7.375% 01/02/2024 Reg S	GB	GBP	662,816	663,261	0.12
Banco BPM 6.125% VRN (Perpetual)	IT	EUR	698,822	630,535	0.11
Banca Monte 3.625% 24/09/2024 EMTN	IT	EUR	595,772	603,011	0.11
Intesa Sanpaolo 5.017% 26/06/2024 144A	IT	USD	535,662	485,501	0.09
Lincoln Financing 3.875% FRN 01/04/2024 Reg S	LU	EUR	463,781	443,834	0.08
Banca Monte 8.00% VRN 22/01/2030	IT	EUR	526,215	439,652	0.08
Newday Bondco 6.544% FRN 01/02/2023 Reg S	GB	GBP	436,163	436,205	0.08
Credito Real SAB 5.00% 01/02/2027 Reg S	MX	EUR	543,776	422,786	0.07
CaixaBank 5.875% VRN (Perpetual)	ES	EUR	398,959	391,804	0.07
Danske Bank 1.171% VRN 08/12/2023 144A	DK	USD	429,206	369,138	0.07
Garfunkelux Holdco 3 8.50% 01/11/2022 Reg S	LU	GBP	307,676	341,976	0.06
Banca Monte 5.375% VRN 18/01/2028 EMTN	IT	EUR	415,212	323,372	0.06
BBVA 5.875% VRN (Perpetual)	ES	EUR	317,893	312,823	0.06
HSBC Holdings 6.375% VRN (Perpetual)	GB	USD	317,893	284,222	0.05
Mapfre (A)	ES	EUR	210,523	272,417	0.05
Dresdner Funding Trust I 8.151% 30/06/2031 Reg S	US	USD	206,630	260,197	0.05
Natwest Group 8.625% VRN (Perpetual)	GB	USD	190,736	169,335	0.03
UniCredit 6.572% 14/01/2022 144A	IT	USD	182,846	166,037	0.03
Global Aircraft Leasing 6.50% 15/09/2024 144A	KY	USD	277,906	160,415	0.03
UniCredit 7.296% VRN 02/04/2034 Reg S	IT	USD	146,582	144,926	0.03
Dresdner Funding Trust I 8.151% 30/06/2031 144A	US	USD	82,652	104,079	0.02
Phoenix Life 7.25% VRN (Perpetual)	GB	GBP	79,155	89,453	0.02
Assicurazioni Generali 6.269% VRN (Perpetual)	IT	GBP	44,505	53,693	0.01
Bankinter	ES	EUR	15,922	51,221	0.01
Goldman Sachs Group 2.00% 27/07/2023 EMTN	US	EUR	24,014	25,354	0.00
				16,914,726	**2.99**
부동산					
Blackstone Property Partners 1.40% 06/07/2022 EMTN	LU	EUR	301,259	306,198	0.05
Merlin Properties Socimi REIT	ES	EUR	13,814	79,776	0.01
				385,974	**0.07**
정부					
Italy 1.70% 01/09/2051	IT	EUR	7,793,901	7,960,905	1.41
Netherlands 0.00% 29/04/2021	NL	EUR	3,777,051	3,789,916	0.67
European Union 0.00% 04/10/2030 EMTN	SU	EUR	2,519,823	2,612,553	0.46
European Union 0.10% 04/10/2040 EMTN	SU	EUR	1,909,353	1,940,300	0.34
Netherland 0.00% 29/06/2021	NL	EUR	1,190,353	1,195,811	0.21
Netherland 0.00% 30/03/2021	NL	EUR	1,083,222	1,086,284	0.19
Netherlands Treasury 0.00% 28/01/2021	NL	EUR	1,083,222	1,085,011	0.19
				19,670,780	**3.48**
개방형 펀드					
Fidelity Invest. Funds ICVC - Enhanced Income Fund	GB	GBP	11,107,451	8,479,969	1.50
				8,479,969	**1.50**
커뮤니케이션 서비스					
Infrastrutture Wireless 1.625% 21/10/2028 GMTN	IT	EUR	1,630,507	1,639,070	0.29
Matterhorn Telecom 3.125% 15/09/2026 Reg S	LU	EUR	1,521,597	1,445,783	0.26
Telecom Italia 2.875% 28/01/2026 EMTN	IT	EUR	1,146,290	1,189,956	0.21
Altice France 7.375% 01/05/2026 144A	FR	USD	1,259,919	1,129,823	0.20
Netflix 3.875% 15/11/2029 Reg S	US	EUR	750,687	835,065	0.15
Telecom Italia Capital 7.721% 04/06/2038	LU	USD	575,202	670,425	0.12
Telecom Italia Capital 7.20% 18/07/2036	LU	USD	455,210	498,423	0.09
DKT Finance ApS 7.00% 17/06/2023 Reg S	DK	EUR	238,728	240,972	0.04
Matterhorn Telecom 2.625% 15/09/2024 Reg S	LU	EUR	233,208	227,638	0.04
Vodafone Group 7.00% VRN 04/04/2079	GB	USD	207,526	211,546	0.04
Telecom Italia 5.25% 17/03/2055 EMTN	IT	EUR	161,299	190,977	0.03
Netflix 3.00% 15/06/2025 Reg S	US	EUR	114,279	119,188	0.02
Kenbourne Invest 6.875% 26/11/2024 Reg S	LU	USD	98,575	88,523	0.02
				8,487,389	**1.50**
금융 상품					
Otis Worldwide CP -0.30% 11/12/2020	US	EUR	1,812,650	1,813,215	0.32
America Movil (B) CP -0.27% 14/12/2020	NL	EUR	1,616,242	1,616,779	0.29
Iberdrola International CP -0.49% 01/02/2021	NL	EUR	1,425,785	1,427,660	0.25
Nykredit Bank CP -.515% 11/01/2021	DK	EUR	1,425,785	1,427,392	0.25
CNH Industr Finance CP -0.27% 12/01/2021	DK	EUR	1,425,785	1,427,390	0.25
EDF CP -0.525% 01/12/2020	FR	EUR	1,425,785	1,426,489	0.25
Jyske Bank CP -0.545% 23/11/2020	DK	EUR	1,425,785	1,426,313	0.25
Nestle Cap Finance Intl. CP -0.58% 19/11/2020	LU	EUR	1,425,785	1,426,267	0.25
Archer Dan CP -0.53% 08/12/2020	US	EUR	1,425,785	1,426,199	0.25
Natwest Markets CP -0.49% 09/11/2020	GB	EUR	1,425,785	1,426,004	0.25
Endesa CP -0.43% 30/12/2020	ES	EUR	1,248,112	1,248,947	0.22
Endesa CP -0.28% 04/11/2020	ES	EUR	1,248,112	1,248,168	0.22
America Movil (B) CP -0.27% 14/12/2020	NL	EUR	196,408	196,474	0.03
				17,537,297	**3.10**
목록에 없음					
에너지					
DTEK Finance 10.75% 31/12/2024 (Defaulted)	GB	USD	1,515,640	858,609	0.15
Nostrum O&G 8.00% 25/07/2022 Reg S (Defaulted)	NL	USD	1,188,138	270,251	0.05
Fara Holdings*	GB	GBP	35,528	144,190	0.03
Nostrum Oil & Gas Finance 7.00% 16/02/2025 Reg S	NL	USD	95,232	20,844	0.00

현재 투자종목 명세서서 2020년 10월 31일

	국가 코드	CCY	주식 또는 명목	시장 가격 EUR	% 순자산
Afren 6.625% 09/12/2020 Reg S (Defaulted)	GB	USD	347,376	1,461	0.00
				1,295,355	**0.23**
유틸리티					
TXU Europe Funding 7.00% 30/11/2005 (Defaulted)*	GB	EUR	153,980	2	0.00
				2	**0.00**
소비재					
Virgin Media Secured Fin. 4.125% 15/08/2030 Reg S	GB	GBP	2,709,211	2,954,855	0.52
Virgin Media Secured Fin. 4.125% 15/08/2030	GB	GBP	499,531	544,824	0.10
JPIMedia FRN 0.00% 17/11/2023*	GB	GBP	181,893	44,495	0.01
Waterford 9.875% 01/12/2010 Reg S (Defaulted)*	IE	EUR	88,375	1	0.00
Technicolor 0.00% (Perpetual) (Defaulted)*	FR	EUR	144,753	1	0.00
				3,544,176	**0.63**
소비재					
Agrokor DD Challenged Strips*	HR	EUR	85,948	127,848	0.02
				127,848	**0.02**
금융					
Stoneway Cap. 10.00% 01/03/2027 Reg S (Defaulted)	CA	USD	605,532	183,211	0.03
Tianjin State-OCI. & Management. 1.60% 17/12/2039*	CN	USD	129,001	22,699	0.00
Cattles 8.125% 05/07/2017 (Defaulted)*	GB	GBP	146,658	180	0.00
Cattles 7.88% 17/01/2014 EMTN (Defaulted)*	GB	GBP	54,854	153	0.00
Hel Telc.Fin. 8.011% 15/07/2015 Reg S (Defaulted)*	LU	EUR	368,212	4	0.00
				206,247	**0.04**
부동산					
Intu Debenture 5.562% 31/12/2027 (Defaulted)	GB	GBP	6,558	3,828	0.00
				3,828	**0.00**
커뮤니케이션 서비스					
Johnston Press 8.625% 01/06/2019 Reg S (Defaulted)*	GB	GBP	155,595	2	0.00
KPNQwest 7.125% 01/06/2009 (Defaulted)*	NL	EUR	35,236	0	0.00
JPIMedia*	GB	GBP	7,276	0	0.00
				2	**0.00**
단주				(2)	(0.00)
총 투자 (비용 EUR 565,463,965)				**546,445,706**	**96.57**

차액 거래 계약

	CCY	기본 노출	미실현 이익 / (손실) EUR	% 순자산
DJ Stoxx Basic Resources Index (GS)	EUR	3,838,835	31,932	0.01
Oracle (GS)	USD	308,975	1,753	0.00
Johnson & Johnson (GS)	USD	306,177	(4,227)	(0.00)
Sandvik (UBS)	SEK	4,394,200	(36,675)	(0.01)
			(7,217)	**(0.00)**

신용 디폴트 스왑 (Credit Default Swap)

	CCY	기본 노출	미실현 이익 / (손실) EUR	% 순자산
매수 보호 Commerzbk 4% 20/12/2025	EUR	1,823,810	124,408	0.02
매도 보호 Wind Acquisition Fin. 7% 20/12/2021	EUR	1,500,698	85,749	0.02
매도 보호 Elis 1.75% 20/06/2025	EUR	533,418	51,838	0.01
매도 보호 Altice 6.25% 20/12/2024	EUR	808,599	37,429	0.01
매수 보호 Renault 3.125% 20/12/2024	EUR	524,946	31,271	0.01
매도 보호 Wind Acquisition Fin. 4% 20/12/2021	EUR	512,268	29,271	0.01
매도 보호 CDX NA HY S35 5 년 20/12/202	USD	839,524	25,606	0.00
매수 보호 Lloyds Bank 4.5% 20/12/2025	EUR	1,057,383	24,552	0.00
매수 보호 4.375% 20/12/2025	EUR	874,432	23,639	0.00
매수 보호 Repsol Int'l Fin 2.25% 20/12/2025	EUR	1,982,573	19,273	0.00
매도 보호 Intrum Just 3.125% 20/06/2024	EUR	457,114	10,545	0.00
매도 보호 iTraxx Xover S34 20/12/2025	EUR	147,229	8,848	0.00
매도 보호 Fiat Finance 5.625% 20/06/2021	EUR	207,526	5,721	0.00
매도 보호 Tesco 6% 20/12/2021	EUR	482,588	4,757	0.00
매도 보호 Italia 5.375% 20/06/2022	EUR	415,051	(838)	(0.00)
매수 보호 iTraxx Xover S34 20/12/2025	EUR	92,349	(5,550)	(0.00)
매도 보호 Inter Construction A 0.5% 20/06/2021	EUR	516,475	(27,110)	(0.00)
매도 보호 Rolls-Royce 2.125% 20/12/2025	EUR	249,766	(38,396)	(0.01)
매도 보호 Stena 7% 20/12/2024	EUR	577,772	(48,361)	(0.01)
매도 보호 Rolls-Royce 2.125% 20/06/2025	EUR	1,172,702	(159,227)	(0.03)
			203,425	**0.04**

선물환 계약

	기본 노출 EUR	미실현 이익 / (손실) EUR	% 순자산
구입 JPY 판매 EUR 에 125.19190 15/12/2020	21,674,739	589,748	0.10
구입 USD 판매 EUR 에 1.18663 12/11/2020	6,659,186	122,003	0.02
구입 CHF 판매 EUR 에 1.08141 15/12/2020	4,075,884	54,530	0.01
구입 GBP 판매 EUR 에 0.92536 15/12/2020	939,097	26,487	0.00
구입 USD 판매 EUR 에 1.18815 12/11/2020	1,314,801	25,805	0.00
구입 USD 판매 EUR 에 1.19905 12/11/2020	815,715	23,638	0.00
구입 USD 판매 EUR 에 1.18862 12/11/2020	917,396	18,375	0.00
구입 GBP 판매 EUR 에 0.91663 15/12/2020	978,584	18,112	0.00
구입 GBP 판매 EUR 에 0.91215 12/11/2020	1,272,250	17,938	0.00
구입 USD 판매 EUR 에 1.18526 12/11/2020	1,033,386	17,717	0.00
구입 JPY 판매 EUR 에 125.06129 12/11/2020	599,888	15,886	0.00
구입 USD 판매 EUR 에 1.19058 12/11/2020	653,864	14,195	0.00
구입 USD 판매 EUR 에 1.19143 12/11/2020	412,230	9,252	0.00
구입 USD 판매 EUR 에 1.18738 12/11/2020	443,943	8,420	0.00
구입 GBP 판매 EUR 에 0.91292 12/11/2020	478,829	7,160	0.00
구입 USD 판매 EUR 에 1.18375 12/11/2020	406,495	6,443	0.00
구입 GBP 판매 EUR 에 0.91366 15/12/2020	417,004	6,342	0.00
구입 USD 판매 EUR 에 1.18018 12/11/2020	424,996	5,434	0.00
구입 GBP 판매 EUR 에 0.91722 15/12/2020	282,375	5,411	0.00
구입 USD 판매 EUR 에 1.18311 12/11/2020	335,222	5,128	0.00
구입 USD 판매 EUR 에 1.17319 12/11/2020	747,356	5,074	0.00
구입 GBP 판매 EUR 에 0.91044 15/12/2020	433,856	5,046	0.00
구입 GBP 판매 EUR 에 0.92356 15/12/2020	174,326	4,568	0.00
구입 USD 판매 EUR 에 1.19678 12/11/2020	164,527	4,447	0.00
구입 GBP 판매 EUR 에 0.91936 12/11/2020	189,415	4,190	0.00
구입 GBP 판매 EUR 에 0.91253 15/12/2020	270,676	3,776	0.00
구입 EUR 판매 AUD 에 0.60593 12/11/2020	853,292	3,696	0.00
구입 USD 판매 EUR 에 1.18251 12/11/2020	234,095	3,462	0.00
구입 USD 판매 EUR 에 1.18295 12/11/2020	220,242	3,340	0.00
구입 GBP 판매 EUR 에 0.90474 12/11/2020	566,532	3,323	0.00
구입 GBP 판매 EUR 에 0.90868 15/12/2020	327,947	3,174	0.00
구입 GBP 판매 EUR 에 0.91823 12/11/2020	139,805	2,916	0.00
구입 GBP 판매 EUR 에 0.90557 15/12/2020	449,441	2,795	0.00
구입 GBP 판매 EUR 에 0.91413 12/11/2020	157,851	2,573	0.00
구입 GBP 판매 EUR 에 0.90746 12/11/2020	280,951	2,495	0.00
구입 GBP 판매 EUR 에 0.90487 15/12/2020	440,947	2,399	0.00
구입 GBP 판매 EUR 에 0.92731 12/11/2020	71,614	2,217	0.00
구입 CHF 판매 EUR 에 1.07969 15/12/2020	185,239	2,179	0.00
구입 GBP 판매 EUR 에 0.91477 15/12/2020	126,809	2,084	0.00
구입 CHF 판매 EUR 에 1.07832 15/12/2020	193,819	2,032	0.00
구입 GBP 판매 EUR 에 0.90944 15/12/2020	178,131	1,874	0.00
구입 GBP 판매 EUR 에 0.92105 15/12/2020	77,086	1,806	0.00
구입 GBP 판매 EUR 에 0.90905 15/12/2020	168,308	1,697	0.00
구입 USD 판매 EUR 에 1.17835 12/11/2020	148,270	1,663	0.00
구입 GBP 판매 EUR 에 0.90635 15/12/2020	232,801	1,650	0.00
구입 CHF 판매 EUR 에 1.07262 15/12/2020	318,845	1,639	0.00
구입 USD 판매 EUR 에 1.17049 12/11/2020	216,876	969	0.00
구입 USD 판매 EUR 에 1.17687 12/11/2020	97,338	968	0.00
구입 USD 판매 EUR 에 1.17219 12/11/2020	108,880	645	0.00
구입 USD 판매 EUR 에 1.16814 12/11/2020	177,122	434	0.00
구입 USD 판매 EUR 에 1.18706 12/11/2020	21,225	397	0.00
구입 USD 판매 EUR 에 1.19339 12/11/2020	13,336	322	0.00
구입 USD 판매 EUR 에 1.19106 12/11/2020	10,332	229	0.00
구입 USD 판매 EUR 에 1.17809 12/11/2020	20,722	228	0.00
구입 EUR 판매 GBP 에 1.11282 12/11/2020	237,995	225	0.00
구입 USD 판매 EUR 에 1.16537 12/11/2020	982,068	79	0.00
구입 USD 판매 EUR 에 1.16469 12/11/2020	230,567	(118)	(0.00)
구입 USD 판매 EUR 에 1.16468 12/11/2020	538,547	(275)	(0.00)
구입 EUR 판매 GBP 에 1.11003 12/11/2020	201,673	(316)	(0.00)
구입 EUR 판매 GBP 에 1.10481 12/11/2020	103,363	(646)	(0.00)
구입 EUR 판매 USD 에 0.83455 12/11/2020	24,052	(662)	(0.00)
구입 EUR 판매 GBP 에 1.10224 12/11/2020	93,298	(800)	(0.00)
구입 EUR 판매 GBP 에 1.10452 12/11/2020	134,279	(875)	(0.00)
구입 EUR 판매 GBP 에 1.10852 12/11/2020	360,845	(1,053)	(0.00)
구입 EUR 판매 USD 에 0.85233 12/11/2020	171,866	(1,168)	(0.00)
구입 EUR 판매 GBP 에 1.10713 15/12/2020	365,567	(1,322)	(0.00)
구입 EUR 판매 USD 에 0.84098 12/11/2020	70,245	(1,407)	(0.00)
구입 EUR 판매 GBP 에 1.10588 15/12/2020	314,454	(1,491)	(0.00)
구입 EUR 판매 CHF 에 0.93017 15/12/2020	213,657	(1,578)	(0.00)
구입 EUR 판매 USD 에 0.85474 12/11/2020	401,573	(1,600)	(0.00)
구입 EUR 판매 GBP 에 1.10378 15/12/2020	254,452	(1,687)	(0.00)
구입 EUR 판매 USD 에 0.85401 12/11/2020	358,900	(1,736)	(0.00)
구입 EUR 판매 GBP 에 1.10040 15/12/2020	201,117	(1,945)	(0.00)
구입 EUR 판매 CHF 에 0.93016 15/12/2020	272,693	(2,018)	(0.00)
구입 EUR 판매 USD 에 0.84845 12/11/2020	197,502	(2,236)	(0.00)
구입 EUR 판매 GBP 에 1.09906 12/11/2020	201,334	(2,301)	(0.00)

현재 투자종목 명세서서 2020년 10월 31일

	기본 노출 EUR	미실현 이익 / (손실) EUR	% 순자산
구입 EUR 판매 GBP 에 1.09721 12/11/2020	181,801	(2,381)	(0.00)
구입 EUR 판매 GBP 에 1.10145 12/11/2020	260,413	(2,417)	(0.00)
구입 EUR 판매 GBP 에 1.09631 12/11/2020	183,039	(2,545)	(0.00)
구입 EUR 판매 USD 에 0.84454 12/11/2020	187,416	(2,975)	(0.00)
구입 EUR 판매 USD 에 0.84325 12/11/2020	190,615	(3,312)	(0.00)
구입 EUR 판매 GBP 에 1.10030 15/12/2020	383,345	(3,743)	(0.00)
구입 EUR 판매 GBP 에 1.10529 12/11/2020	644,432	(3,758)	(0.00)
구입 EUR 판매 AUD 에 0.60190 12/11/2020	1,728,275	(4,062)	(0.00)
구입 EUR 판매 GBP 에 1.09292 15/12/2020	262,230	(4,301)	(0.00)
구입 EUR 판매 USD 에 0.83660 12/11/2020	172,576	(4,337)	(0.00)
구입 EUR 판매 USD 에 0.84372 12/11/2020	288,899	(4,862)	(0.00)
구입 EUR 판매 USD 에 0.83959 12/11/2020	232,901	(5,040)	(0.00)
구입 EUR 판매 GBP 에 1.08353 15/12/2020	204,451	(5,082)	(0.00)
구입 EUR 판매 GBP 에 1.10497 12/11/2020	875,853	(5,354)	(0.00)
구입 EUR 판매 USD 에 0.84335 12/11/2020	324,418	(5,600)	(0.00)
구입 EUR 판매 GBP 에 1.09820 15/12/2020	514,460	(5,992)	(0.00)
구입 EUR 판매 USD 에 0.84376 12/11/2020	420,772	(7,062)	(0.00)
구입 EUR 판매 GBP 에 1.08498 15/12/2020	350,011	(8,242)	(0.00)
구입 EUR 판매 USD 에 0.84242 12/11/2020	472,076	(8,660)	(0.00)
구입 EUR 판매 GBP 에 1.09860 15/12/2020	794,468	(8,972)	(0.00)
구입 EUR 판매 USD 에 0.84363 12/11/2020	612,117	(10,364)	(0.00)
구입 EUR 판매 GBP 에 1.09789 12/11/2020	909,645	(11,352)	(0.00)
구입 EUR 판매 GBP 에 1.09345 15/12/2020	716,688	(11,416)	(0.00)
구입 EUR 판매 USD 에 0.84607 12/11/2020	818,576	(11,530)	(0.00)
구입 EUR 판매 GBP 에 1.10283 12/11/2020	1,632,466	(13,126)	(0.00)
구입 EUR 판매 USD 에 0.84300 12/11/2020	774,565	(13,684)	(0.00)
구입 EUR 판매 GBP 에 1.09139 15/12/2020	926,694	(16,475)	(0.00)
구입 EUR 판매 GBP 에 1.10962 12/11/2020	9,846,560	(18,986)	(0.00)
구입 EUR 판매 GBP 에 1.10288 15/12/2020	3,139,983	(23,363)	(0.00)
구입 EUR 판매 GBP 에 1.10864 12/11/2020	10,704,959	(30,105)	(0.01)
구입 EUR 판매 JPY 에 0.00813 15/12/2020	6,514,789	(61,636)	(0.01)
구입 EUR 판매 USD 에 0.84272 12/11/2020	6,799,490	(122,332)	(0.02)
구입 EUR 판매 USD 에 0.84267 12/11/2020	6,832,180	(123,305)	(0.02)
구입 EUR 판매 USD 에 0.84193 12/11/2020	6,831,755	(129,186)	(0.02)
구입 EUR 판매 USD 에 0.84324 12/11/2020	10,390,105	(180,729)	(0.03)
		177,115	0.03

A-ACC 주식 (USD) (헤지)

구입 USD 판매 EUR 에 1.17137 24/11/2020	8,769,630	43,512	0.01
구입 EUR 판매 NOK 에 0.09112 24/11/2020	40,994	529	0.00
구입 GBP 판매 EUR 에 0.90913 24/11/2020	13,859	146	0.00
구입 GBP 판매 EUR 에 0.90526 24/11/2020	21,762	136	0.00
구입 EUR 판매 DKK 에 0.13438 24/11/2020	74,359	18	0.00
구입 DKK 판매 EUR 에 7.44207 24/11/2020	6,893	(1)	(0.00)
구입 NOK 판매 EUR 에 11.08268 24/11/2020	4,232	(13)	(0.00)
구입 EUR 판매 SEK 에 0.09648 24/11/2020	63,946	(38)	(0.00)
구입 EUR 판매 USD 에 0.85142 24/11/2020	110,073	(836)	(0.00)
구입 EUR 판매 CHF 에 0.93289 24/11/2020	282,203	(1,217)	(0.00)
구입 EUR 판매 USD 에 0.84804 24/11/2020	123,972	(1,430)	(0.00)
구입 EUR 판매 JPY 에 0.00811 24/11/2020	278,732	(3,132)	(0.00)
구입 EUR 판매 GBP 에 1.10340 24/11/2020	934,374	(6,857)	(0.00)
		30,817	0.01

선물

	CCY	기본 노출	미실현 이익 / (손실) EUR	% 순자산
US Ultra Bond Future 21/12/2020	USD	(1,306,696)	43,327	0.01
Euro-Bobl Bond Future 08/12/2020	EUR	6,998,050	33,617	0.01
Long Gilt Bond Future 29/12/2020	GBP	517,049	(1,734)	(0.00)
FTSE 100 Index Future 18/12/2020	GBP	112,842	(4,301)	(0.00)
Euro Stoxx 50 Index Future 18/12/2020	EUR	202,836	(9,290)	(0.00)
US Treasury Note 5 Year Bond Future 31/12/2020	USD	5,071,594	(9,528)	(0.00)
미국 10 년 Ultra Bond Future 21/12/2020	USD	2,148,151	(27,126)	(0.00)
Euro Buxl 30 Year Bond Future 08/12/2020	EUR	(2,793,301)	(61,447)	(0.01)
Euro-BTP Bond Future 08/12/2020	EUR	(17,935,231)	(68,539)	(0.01)
Euro-Bund Bond Future 08/12/2020	EUR	12,611,009	(87,088)	(0.02)
			(192,109)	(0.03)

옵션

	CCY	Contracts	시장 가격 EUR	% 순자산
글 전화 KDDI 3550 13/11/2020	JPY	(2,942)	0	0.00
글 전화 Enel 8.8 20/11/2020	EUR	(8,827)	0	0.00
글 전화 Astellas Pharmaceutical 1850 13/11/2020	JPY	(3,678)	0	0.00
글 전화 Astellas Pharmaceutical 1800 13/11/2020	JPY	(3,678)	0	0.00
글 전화 Zurich Insurance 375 20/11/2020	CHF	(2)	(2)	(0.00)
글 전화 Relx 21.6 20/11/2020	EUR	(4,904)	(2)	(0.00)
글 전화 Munich Reins Reg 265 20/11/2020	EUR	(3)	(3)	(0.00)
글 전화 Munich Reins Reg 260 20/11/2020	EUR	(3)	(3)	(0.00)
글 전화 Iberdrola 12 20/11/2020	EUR	(9,563)	(3)	(0.00)
글 전화 Zurich Insurance 380 18/12/2020	CHF	(2)	(6)	(0.00)
글 전화 Johnson & 160 20/11/2020	USD	(2)	(6)	(0.00)
글 전화 Allianz 205 20/11/2020	EUR	(6)	(6)	(0.00)
글 전화 Roche Hldgs Genussc 355 20/11/2020	CHF	(2)	(7)	(0.00)
글 전화 Oracle 65 20/11/2020	USD	(1)	(8)	(0.00)
글 전화 Johnson & 165 20/11/2020	USD	(3)	(9)	(0.00)
글 전화 CME Group 185 20/11/2020	USD	(1)	(11)	(0.00)
글 전화 Oracle 70 20/11/2020	USD	(7)	(12)	(0.00)
글 전화 Sanofi 96 20/11/2020	EUR	(13)	(13)	(0.00)
글 전화 Zurich Insurance 375 18/12/2020	CHF	(2)	(14)	(0.00)
글 전화 Cisco Systems 49 20/11/2020	USD	(11)	(14)	(0.00)
글 전화 Texas Instruments 165 20/11/2020	USD	(1)	(17)	(0.00)
글 전화 Roche Hldgs Genussc 370 18/12/2020	CHF	(2)	(18)	(0.00)
글 전화 Cisco Systems 48 18/12/2020	USD	(5)	(19)	(0.00)
글 전화 Texas Instruments 175 15/01/2021	USD	0	(20)	(0.00)
글 전화 Cisco Systems 48 15/01/2021	USD	(3)	(21)	(0.00)
글 전화 Unilever Ord 5000 20/11/2020	GBP	0	(23)	(0.00)
글 전화 Endesa 26 18/12/2020	EUR	(2,403)	(24)	(0.00)
글 전화 Glaxosmithkline 1700 18/12/2020	GBP	(2)	(25)	(0.00)
글 전화 Glaxosmithkline 1675 18/12/2020	GBP	(2)	(25)	(0.00)
글 전화 Intel 65 20/11/2020	USD	(16)	(28)	(0.00)
글 전화 Cisco Systems 48 20/11/2020	USD	(11)	(28)	(0.00)
글 전화 Munich Reins Reg 270 18/12/2020	EUR	(3)	(29)	(0.00)
글 전화 Zurich Insurance 370 20/11/2020	CHF	(2)	(30)	(0.00)
글 전화 Texas Instruments 180 15/01/2021	USD	(1)	(30)	(0.00)
글 전화 Oracle 75 18/12/2020	USD	(4)	(30)	(0.00)
글 전화 Deutsche Boerse 174 20/11/2020	EUR	(5)	(34)	(0.00)
글 전화 Sanofi 98 18/12/2020	EUR	(5)	(37)	(0.00)
글 전화 Deutsche Boerse 166 18/12/2020	EUR	(5)	(37)	(0.00)
글 전화 Intel 62.5 15/01/2021	USD	(6)	(38)	(0.00)
글 전화 Allianz 205 18/12/2020	EUR	(3)	(38)	(0.00)
글 전화 Sanofi 95 18/12/2020	EUR	(5)	(39)	(0.00)
글 전화 Deutsche Boerse 166 15/01/2021	EUR	(5)	(39)	(0.00)
글 전화 Deutsche Boerse 164 18/12/2020	EUR	(5)	(39)	(0.00)
글 전화 Oracle 70 18/12/2020	USD	(5)	(42)	(0.00)
글 전화 Deutsche Boerse 170 18/12/2020	EUR	(6)	(42)	(0.00)
글 전화 Novartis Regd 88 15/01/2021	CHF	(1,010)	(46)	(0.00)
글 전화 Roche Hldgs Genussc 340 20/11/2020	CHF	(2)	(47)	(0.00)
글 전화 Iberdrola 11.5 20/11/2020	EUR	(9,563)	(48)	(0.00)
글 전화 Endesa 25 20/11/2020	EUR	(2,403)	(48)	(0.00)
글 전화 Kimberly Clark 165 18/12/2020	USD	(4)	(49)	(0.00)
글 전화 Blackrock 720 18/12/2020	USD	0	(49)	(0.00)
글 전화 Progressive-Ohio 105 20/11/2020	USD	(5)	(51)	(0.00)
글 전화 Kla-Tencorp 240 20/11/2020	USD	(1)	(51)	(0.00)
글 전화 Glaxosmithkline 1650 20/11/2020	GBP	(5)	(51)	(0.00)
글 전화 Sanofi 96 18/12/2020	EUR	(5)	(52)	(0.00)
글 전화 Progressive-Ohio 110 15/01/2021	USD	(2)	(55)	(0.00)
글 전화 Novartis Regd 88 18/12/2020	CHF	(902)	(55)	(0.00)
글 전화 Kla-Tencor 270 15/01/2021	USD	(1)	(57)	(0.00)
글 전화 Texas Instruments 165 18/12/2020	USD	(1)	(63)	(0.00)
글 전화 Kimberly Clark 165 15/01/2021	USD	(3)	(66)	(0.00)
글 전화 Kimberly Clark 160 18/12/2020	USD	(3)	(67)	(0.00)
글 전화 Procter & Gamble 160 15/01/2021	USD	(1)	(69)	(0.00)
글 전화 Blackrock 710 18/12/2020	USD	0	(69)	(0.00)
글 전화 Intel 60 20/11/2020	USD	(27)	(70)	(0.00)
글 전화 Tesco 240 18/12/2020	GBP	(26,237)	(73)	(0.00)
글 전화 Sandvik 205 18/12/2020	SEK	(34)	(75)	(0.00)
글 전화 Johnson & 160 15/01/2021	USD	(1)	(75)	(0.00)
글 전화 Deutsche Boerse 176 20/11/2020	EUR	(11)	(75)	(0.00)
글 전화 Verizon Commun (US) 65 15/01/2021	USD	(6)	(77)	(0.00)
글 전화 RSA Insurance Group 500 18/12/2020	GBP	(11)	(78)	(0.00)
글 전화 Sandvik 200 18/12/2020	SEK	(34)	(83)	(0.00)
글 전화 Verizon Commun ((US)0 62.5 20/11/2020	USD	(14)	(84)	(0.00)
글 전화 Unilever Ord 5200 18/12/2020	GBP	(1)	(88)	(0.00)
글 전화 Relx 22 18/12/2020	EUR	(4,904)	(98)	(0.00)
글 전화 CME Group 200 18/12/2020	USD	(4)	(105)	(0.00)
글 전화 Johnson & 160 18/12/2020	USD	(5)	(106)	(0.00)
글 전화 Kla-Tencorp 240 18/12/2020	USD	(1)	(111)	(0.00)
글 전화 Kimberly Clark 170 15/01/2021	USD	(8)	(112)	(0.00)
글 전화 Sandvik 200 15/01/2021	SEK	(33)	(113)	(0.00)
글 전화 Pfizer 44 20/11/2020	USD	(28)	(120)	(0.00)
글 전화 Endesa 26 15/01/2021	EUR	(2,403)	(120)	(0.00)
글 전화 Kla-Tencorp 240 15/01/2021	USD	(1)	(126)	(0.00)
글 전화 Allianz 184 15/01/2021	EUR	(3)	(127)	(0.00)
글 전화 Kla-Tencorp 260 15/01/2021	USD	(1)	(129)	(0.00)
글 전화 Unilever Ord 5100 18/12/2020	GBP	(1)	(132)	(0.00)
글 전화 Sandvik 195 20/11/2020	SEK	(69)	(136)	(0.00)
글 전화 Progressive-Ohio 105 15/01/2021	USD	(2)	(137)	(0.00)
글 전화 Novartis Regd 85 20/11/2020	CHF	(902)	(139)	(0.00)
글 전화 Sandvik 195 15/01/2021	SEK	(33)	(141)	(0.00)
글 전화 Oracle 62.5 20/11/2020	USD	(9)	(145)	(0.00)
글 전화 Taiwan Semi. Manu. 480 18/11/2020	TWD	(7,356)	(146)	(0.00)
글 전화 Zurich Insurance360 15/01/2021	CHF	(2)	(149)	(0.00)
글 전화 Kla-Tencorp 260 18/12/2020	USD	(3)	(150)	(0.00)

현재 투자종목 명세서서 2020년 10월 31일

	CCY	Contracts	시장 가격 EUR	% 순자산
글 전화 Novartis Regd 85 20/11/2020	CHF	(991)	(153)	(0.00)
글 전화 Johnson & 155 15/01/2021	USD	(2)	(158)	(0.00)
글 전화 Pfizer 44 18/12/2020	USD	(9)	(160)	(0.00)
글 전화 Texas Instruments 170 18/12/2020	USD	(3)	(161)	(0.00)
글 전화 Intel 65 15/01/2021	USD	(31)	(162)	(0.00)
글 전화 Pfizer 43 20/11/2020	USD	(24)	(163)	(0.00)
글 전화 Texas Instruments 160 20/11/2020	USD	(4)	(165)	(0.00)
글 전화 Allianz 190 15/01/2021	EUR	(3)	(175)	(0.00)
글 전화 Kimberly Clark 160 20/11/2020	USD	(17)	(178)	(0.00)
글 전화 Pfizer 45 18/12/2020	USD	(14)	(180)	(0.00)
글 전화 Sanofi 92 15/01/2021	EUR	(5)	(183)	(0.00)
글 전화 Ferrovial 26 20/11/2020	EUR	(2,452)	(184)	(0.00)
글 전화 Ferrovial 25 18/12/2020	EUR	(2,452)	(184)	(0.00)
글 전화 Intel 60 18/12/2020	USD	(44)	(189)	(0.00)
글 전화 Iberdrola 11.5 18/12/2020	EUR	(9,563)	(191)	(0.00)
글 전화 Blackrock 700 18/12/2020	USD	(1)	(202)	(0.00)
글 전화 Sanofi 95 15/01/2021	EUR	(11)	(206)	(0.00)
글 전화 Kla-Tencorp 250 18/12/2020	USD	(3)	(208)	(0.00)
글 전화 Enel 8.4 18/12/2020	EUR	(8,827)	(208)	(0.00)
글 전화 Akzo Nobel 92 20/11/2020	EUR	(9)	(228)	(0.00)
글 전화 Roche Hldgs Genussc 350 15/01/2021	CHF	(3)	(234)	(0.00)
글 전화 Akzo Nobel 90 20/11/2020	EUR	(5)	(245)	(0.00)
글 전화 Pfizer 45 15/01/2021	USD	(11)	(251)	(0.00)
글 전화 Blackrock 700 15/01/2021	USD	(1)	(263)	(0.00)
글 전화 Procter & Gamble 145 18/12/2020	USD	(1)	(265)	(0.00)
글 전화 Procter & Gamble 145 20/11/2020	USD	(4)	(269)	(0.00)
글 전화 Kla-Tencorp 230 20/11/2020	USD	(4)	(276)	(0.00)
글 전화 Akzo Nobel 96 18/12/2020	EUR	(7)	(280)	(0.00)
글 전화 Procter & Gamble 150 20/11/2020	USD	(12)	(292)	(0.00)
글 전화 Iberdrola 11.75 15/01/2021	EUR	(9,563)	(313)	(0.00)
글 전화 Kla-Tencorp 220 20/11/2020	USD	(2)	(317)	(0.00)
글 전화 Zurich Insurance 345 15/01/2021	CHF	(2)	(340)	(0.00)
글 전화 Wolters Kluwer 78 18/12/2020	EUR	(14)	(345)	(0.00)
글 전화 Roche Hldgs Genussc 345 20/11/2020	CHF	(2)	(349)	(0.00)
글 전화 Unilever Ord 5200 15/01/2021	GBP	(2)	(354)	(0.00)
글 전화 Iberdrola 11 18/12/2020	EUR	(9,563)	(383)	(0.00)
글 전화 Akzo Nobel 102 15/01/2021	EUR	(13)	(389)	(0.00)
글 전화 Blackrock 720 15/01/2021	USD	(1)	(391)	(0.00)
글 전화 Akzo Nobel 94 18/12/2020	EUR	(7)	(393)	(0.00)
글 전화 Verizon Commun (US) 60 18/12/2020	USD	(8)	(409)	(0.00)
글 전화 Unilever Ord 4900 20/11/2020	GBP	(5)	(414)	(0.00)
글 전화 Taiwan Semi. Manu. 465 18/11/2020	TWD	(7,356)	(420)	(0.00)
글 전화 Colgate-Palmolive 85 18/12/2020	USD	(7)	(423)	(0.00)
글 전화 Munich Reins Reg 240 15/01/2021	EUR	(3)	(424)	(0.00)
글 전화 Enel 8.6 20/11/2020	EUR	(8,827)	(442)	(0.00)
글 전화 Enel 8.2 18/12/2020	EUR	(8,827)	(442)	(0.00)
글 전화 Enel 8.2 15/01/2021	EUR	(8,827)	(442)	(0.00)
글 전화 Allianz 190 18/12/2020	EUR	(3)	(478)	(0.00)
글 전화 Unilever Ord 5000 18/12/2020	GBP	(3)	(480)	(0.00)
글 전화 Taiwan Semi. Manu. 500 16/12/2020	TWD	(9,808)	(481)	(0.00)
글 전화 Iberdrola 11.5 15/01/2021	EUR	(9,563)	(482)	(0.00)
글 전화 Enel 8.2 15/01/2021	EUR	(8,827)	(482)	(0.00)
글 전화 National Grid 960 18/12/2020	GBP	(3)	(487)	(0.00)
글 전화 Blackrock 660 15/01/2021	USD	0	(488)	(0.00)
글 전화 Schneider Electric (FR) 116 20/11/2020	EUR	(14)	(492)	(0.00)
글 전화 Wolters Kluwer 76 15/01/2021	EUR	(9)	(503)	(0.00)
글 전화 Colgate-Palmolive 82.5 20/11/2020	USD	(7)	(504)	(0.00)
글 전화 Roche Hldgs Genussc 380 18/12/2020	CHF	(2)	(511)	(0.00)
글 전화 Kla-Tencorp 250 15/01/2021	USD	(3)	(523)	(0.00)
글 전화 RSA Insurance Group 480 20/11/2020	GBP	(11)	(564)	(0.00)
글 전화 RSA Insurance Group 480 15/01/2021	GBP	(11)	(580)	(0.00)
글 전화 Pfizer 43 15/01/2021	USD	(17)	(588)	(0.00)
글 전화 Colgate-Palmolive 85 15/01/2021	USD	(6)	(591)	(0.00)
글 전화 Endesa 25 18/12/2020	EUR	(2,403)	(609)	(0.00)
글 전화 Schneider Electric (FR) 112 20/11/2020	EUR	(7)	(619)	(0.00)
글 전화 Pfizer 43 18/12/2020	USD	(32)	(636)	(0.00)
글 전화 Wolters Kluwer 74 20/11/2020	EUR	(30)	(658)	(0.00)
글 전화 Wolters Kluwer 78 15/01/2021	EUR	(19)	(674)	(0.00)
글 전화 Endesa 25 15/01/2021	EUR	(2,403)	(693)	(0.00)
글 전화 Schneider Electric (FR) 120 18/12/2020	EUR	(12)	(699)	(0.00)
글 전화 Wolters Kluwer 75 18/12/2020	EUR	(14)	(723)	(0.00)
글 전화 Tesco 240 20/11/2020	GBP	(26,237)	(729)	(0.00)
글 전화 Novartis Regd 90 18/12/2020	CHF	(986)	(743)	(0.00)
글 전화 Blackrock 620 20/11/2020	USD	(1)	(818)	(0.00)
글 전화 National Grid 960 20/11/2020	GBP	(8)	(851)	(0.00)
글 전화 National Grid 950 20/11/2020	GBP	(6)	(883)	(0.00)
글 전화 Munich Reins Reg 280 18/12/2020	EUR	(3)	(892)	(0.00)
글 전화 Taiwan Semi. Manu. 510 20/01/2021	TWD	(9,808)	(898)	(0.00)
글 전화 Colgate-Palmolive 80 20/11/2020	USD	(6)	(902)	(0.00)
글 전화 Blackrock 680 15/01/2021	USD	(1)	(909)	(0.00)
글 전화 National Grid 950 18/12/2020	GBP	(5)	(1,009)	(0.00)
글 전화 Tesco 240 15/01/2021	GBP	(26,237)	(1,021)	(0.00)
글 전화 Pfizer 44 15/01/2021	USD	(38)	(1,052)	(0.00)
글 전화 Schneider Electric (FR) 115 18/12/2020	EUR	(8)	(1,092)	(0.00)
글 전화 Taiwan Semi. Manu. 480 16/12/2020	TWD	(9,906)	(1,096)	(0.00)
글 전화 Procter & Gamble 155 15/01/2021	USD	(14)	(1,148)	(0.00)
글 전화 Colgate-Palmolive 82.5 15/01/2021	USD	(6)	(1,156)	(0.00)
글 전화 Taiwan Semi. Manu. 500 20/01/2021	TWD	(9,808)	(1,204)	(0.00)
글 전화 Blackrock 640 15/01/2021	USD	(1)	(1,296)	(0.00)
글 전화 National Grid 1000 15/01/2021	GBP	(15)	(1,350)	(0.00)
글 전화 Blackrock 610 20/11/2020	USD	(1)	(1,369)	(0.00)
글 전화 Procter & Gamble 150 18/12/2020	USD	(17)	(1,433)	(0.00)
글 전화 National Grid 920 18/12/2020	GBP	(5)	(1,799)	(0.00)
글 전화 Roche Hldgs Genussc 360 18/12/2020	CHF	(2)	(2,010)	(0.00)
글 전화 Schneider Electric (FR) 120 15/01/2021	EUR	(21)	(2,251)	(0.00)
글 전화 Blackrock 600 20/11/2020	USD	(2)	(3,556)	(0.00)
			(63,247)	(0.01)
기타 자산 및 부채			19,250,953	3.40
순자산			**565,845,443**	**100.00**

지역별 배분

국가	국가 코드	% 순자산
영국	GB	18.44
독일	DE	11.88
네덜란드	NL	11.36
프랑스	FR	8.82
아일랜드	IE	7.19
이탈리아	IT	6.95
룩셈부르크	LU	6.69
미국	US	4.80
스페인	ES	3.91
스위스	CH	3.69
덴마크	DK	2.09
스웨덴	SE	1.70
초 국가	SU	1.47
핀란드	FI	1.47
포르투갈	PT	0.91
노르웨이	NO	0.81
호주	AU	0.77
일본	JP	0.75
오스트리아	AT	0.63
멕시코	MX	0.43
루마니아	RO	0.23
대만	TW	0.22
그루지야	GE	0.19
체코	CZ	0.17
마샬 군도	MH	0.16
벨기에	BE	0.16
케이맨 제도	KY	0.15
한국	KR	0.15
캐나다	CA	0.14
홍콩	HK	0.12
터키	TR	0.08
싱가포르	SG	0.02
크로아티아	HR	0.02
칠레	CL	0.02
그리스	GR	0.00
중국	CN	0.00
키프로스	CY	0.00
현금 및 기타 순자산		3.44

현재 투자종목 명세서서 2020년 10월 31일

	국가 코드	CCY	주식 또는 명목	시장 가격 EUR순	% 자산
공인된 주식 또는 공식 증권거래소에서 거래됨					
에너지					
CNOOC	CN	HKD	246,340	192,826	0.14
Sinopec Kantons Holdings	HK	HKD	485,109	150,618	0.11
Equinor	NO	NOK	13,428	146,548	0.10
Royal Dutch Shell (B)	NL	GBP	11,021	113,843	0.08
China Shenhua Energy (H)	CN	HKD	61,168	90,945	0.07
Senex Energy	AU	AUD	505,098	89,942	0.06
China Petroleum & Chemical (H)	CN	HKD	261,463	87,500	0.06
Vallourec 4.125% 04/10/2022	FR	EUR	22,623	87,272	0.06
Cooper Energy	AU	AUD	300,549	57,087	0.04
John Wood Group	GB	GBP	23,247	54,825	0.04
Cairn Energy	GB	GBP	31,849	49,225	0.04
PetroChina (H)	CN	HKD	183,406	44,132	0.03
SBM Offshore	NL	EUR	2,212	30,619	0.02
Kosmos Energy	US	GBP	23,234	21,249	0.02
Wentworth Resources	GB	GBP	97,740	18,747	0.01
Royal Dutch Shell (A) (NL)	NL	EUR	1,636	17,801	0.01
Technipfmc	GB	EUR	3,595	16,899	0.01
CGG	FR	EUR	27,049	12,973	0.01
Origin Energy	AU	AUD	4,356	10,500	0.01
China Oilfield Services (H)	CN	HKD	10,090	5,224	0.00
				1,298,775	**0.93**
유틸리티					
Greencoat Renewables	IE	EUR	1,669,657	1,953,498	1.40
US Solar Fund	GB	USD	1,893,570	1,604,996	1.15
Renewables Infrastructure Group	GB	GBP	429,866	646,228	0.46
Power Grid Corporation of (India)	IN	INR	179,297	354,648	0.25
RWE	DE	EUR	8,052	255,984	0.18
Innogy Finance 0.75% 30/11/2022 EMTN	NL	EUR	198,752	202,478	0.14
Enel Finance International 0.00% 17/06/2024 EMTN	NL	EUR	198,752	199,581	0.14
ContourGlobal	GB	GBP	92,118	198,505	0.14
PTC India	IN	INR	332,912	180,914	0.13
Cikarang Listrindo	ID	IDR	4,994,879	174,930	0.13
Engie	FR	EUR	14,464	150,209	0.11
National Grid	GB	GBP	14,433	147,482	0.11
China Resources Power Holdings	HK	HKD	46,065	41,149	0.03
Guangdong Investment	HK	HKD	27,963	35,595	0.03
West Holdings	JP	JPY	1,204	35,331	0.03
Tianjin Development Holdings	HK	HKD	212,361	32,496	0.02
Huadian Power International (H)	CN	HKD	102,728	21,866	0.02
HK Electric Investments & HK Electric Investments	HK	HKD	20,282	17,719	0.01
China Resources Gas Group	HK	HKD	3,542	13,197	0.01
CK Infrastructure Holdings	HK	HKD	3,137	12,696	0.01
Shenzhen Gas (A)	CN	CNY	12,044	11,382	0.01
Power Assets Holdings	HK	HKD	2,115	9,343	0.01
Shenzhen Gas	CN	CNY	9,204	8,698	0.01
				6,308,925	**4.51**
소재					
Linde	GB	EUR	3,171	596,790	0.43
Fufeng Group	CN	HKD	1,040,242	282,730	0.20
Arcelormittal	LU	EUR	19,728	229,876	0.16
POSCO	KR	KRW	1,103	174,825	0.13
Westgold Resources	AU	AUD	87,624	136,764	0.10
Gold Road Resources	AU	AUD	149,387	119,783	0.09
NOF	JP	JPY	3,137	101,246	0.07
Greatview Aseptic Packaging	CN	HKD	253,553	93,211	0.07
Saracen Mineral Holdings	AU	AUD	27,272	92,814	0.07
Nickel Mines	AU	AUD	170,897	92,245	0.07
Anhui Conch Cement (A)	CN	CNY	12,199	79,692	0.06
CRH	IE	GBP	2,551	77,140	0.06
Essentra	GB	GBP	23,825	65,329	0.05
Wonik Materials	KR	KRW	3,247	65,055	0.05
Rhi Magnesita	AT	GBP	2,195	62,480	0.04
Central Asia Metals	GB	GBP	29,663	55,543	0.04
St Barbara	AU	AUD	34,265	55,187	0.04
LafargeHolcim	CH	EUR	1,482	54,648	0.04
Sylvania Platinum	ZA	GBP	69,976	49,953	0.04
Baoshan Iron & Steel (A)	CN	CNY	71,742	49,147	0.04
Hansol Chemical	KR	KRW	449	48,078	0.03
Perseus Mining	AU	AUD	57,561	42,608	0.03
West China Cement	CN	HKD	315,726	40,270	0.03
Endeavour Mining	MC	CAD	1,908	39,493	0.03
Tharisa	CY	GBP	47,980	37,345	0.03
Bardoc Gold	AU	AUD	786,383	34,286	0.02
BHP Group	AU	AUD	1,620	33,151	0.02
Jiangxi Copper (H)	CN	HKD	31,834	32,604	0.02
Eramet	FR	EUR	1,098	25,019	0.02
Evolution Mining	AU	AUD	6,414	21,544	0.02
Fujimi	JP	JPY	684	20,923	0.01
Musgrave Minerals	AU	AUD	69,038	20,427	0.01
Aluminum Corp of China	CN	HKD	108,738	20,372	0.01
Angang Steel (H)	CN	HKD	75,492	19,017	0.01
Blackstone Minerals	AU	AUD	57,719	12,027	0.01
Beijing Oriental Yuhong Waterproof Technology (A)	CN	CNY	2,369	11,292	0.01
Base Resources	AU	AUD	79,017	11,206	0.01
Korea Zinc	KR	KRW	36	10,440	0.01
Sumitomo Metal Mining	JP	JPY	235	6,274	0.00
				3,020,834	**2.16**
산업재					
Doric Nimrod Air Two Perpetual (Pref'd)	GB	GBP	832,992	676,145	0.48
Doric Nimrod Air Three (Pref'd)	GB	GBP	1,054,802	451,552	0.32
Amedeo Air Four Plus	GB	GBP	1,133,346	409,564	0.29
Honeywell International 0.00% 10/03/2024	US	EUR	397,504	399,340	0.29
Deutsche Post	DE	EUR	8,433	320,799	0.23
MISUMI Group	JP	JPY	10,364	264,320	0.19
Serco Group	GB	GBP	157,102	226,044	0.16
John Laing Group	GB	GBP	64,938	203,189	0.15
Siemens Financier 0.125% 05/06/2022 EMTN	NL	EUR	198,752	200,064	0.14
Wolters Kluwer	NL	EUR	2,701	187,909	0.13
DCC	IE	GBP	3,336	186,332	0.13
LT Group	PH	PHP	908,681	185,963	0.13
Arwana Citramulia	ID	IDR	6,189,207	180,034	0.13
Ultra Electronics Holdings	GB	GBP	8,193	171,277	0.12
Kerry Logistics Network	HK	HKD	87,049	155,999	0.11
SKF	SE	SEK	8,797	154,766	0.11
Airbus	FR	EUR	2,345	146,645	0.10
Meggitt	GB	GBP	47,582	144,597	0.10
Sinotrans (H)	CN	HKD	541,886	137,730	0.10
Siemens	DE	EUR	1,312	132,078	0.09
Yaskawa Electric	JP	JPY	3,836	128,019	0.09
SITC International Holdings	HK	HKD	94,021	124,621	0.09
UT Group	JP	JPY	4,643	124,326	0.09
Cebu Air	PH	PHP	174,863	120,321	0.09
Recruit Holdings	JP	JPY	3,672	120,089	0.09
Zhuzhou CRRC Times Electric (H)	CN	HKD	43,708	115,475	0.08
Kung Long Batteries Industrial	TW	TWD	25,441	104,684	0.07
Daikin Industries	JP	JPY	638	102,483	0.07
Varta	DE	EUR	805	86,594	0.06
Makuake	JP	JPY	881	85,450	0.06
China State Construction Engineering	CN	CNY	128,604	84,431	0.06
Cie de Saint-Gobain	FR	EUR	2,453	82,184	0.06
Qingdao Port International	CN	HKD	165,738	80,830	0.06
Smart Metering Systems	GB	GBP	12,069	77,967	0.06
Chemring Group	GB	GBP	25,178	72,929	0.05
Babcock International Group	GB	GBP	29,141	70,379	0.05
Morgan Advanced Materials	GB	GBP	24,967	69,404	0.05
KEC International	IN	INR	18,447	69,306	0.05
Raksul	JP	JPY	1,595	66,722	0.05
Redde Northgate	GB	GBP	32,714	64,748	0.05
Tyman	GB	GBP	21,126	62,720	0.04
Mitie Group	GB	GBP	194,291	60,923	0.04
China Railway Group (H)	CN	HKD	153,992	60,821	0.04
Geumhwa PSC	KR	KRW	2,770	58,351	0.04
BOC Aviation	SG	HKD	10,732	57,022	0.04
Miura	JP	JPY	1,397	56,488	0.04
Grafton Group	IE	GBP	6,678	49,934	0.04
Sinotruk (Hong Kong)	CN	HKD	20,330	44,605	0.03
Tarkett	FR	EUR	4,277	44,485	0.03
Beijing Capital International Airport (H)	CN	HKD	80,168	42,042	0.03
Cohort	GB	GBP	6,229	41,558	0.03
Weichai Power (H)	CN	HKD	25,329	41,215	0.03
Keller Group	GB	GBP	7,280	41,123	0.03
MonotaRO	JP	JPY	822	39,132	0.03
Daqin Railway (A)	CN	CNY	47,154	38,762	0.03
FANUC	JP	JPY	207	37,642	0.03
Nihon Flush	JP	JPY	3,062	33,914	0.02
Derichebourg	FR	EUR	12,949	32,606	0.02
Norcros	GB	GBP	16,711	32,331	0.02
SThree	GB	GBP	11,707	32,022	0.02
Wizz Air Holdings	CH	GBP	860	30,540	0.02
CKD	JP	JPY	2,131	30,436	0.02
RELX	GB	EUR	1,787	30,386	0.02
Rexel	FR	EUR	3,360	30,335	0.02
Jacquet Metal Service	FR	EUR	3,024	29,966	0.02
Guangshen Railway (H)	CN	HKD	193,982	27,738	0.02
Rozetta	JP	JPY	1,617	26,531	0.02
Nippo	JP	JPY	1,104	24,357	0.02
Air China (H)	CN	HKD	39,879	22,136	0.02
China Southern Airlines (H)	CN	HKD	46,276	20,791	0.01
MBB	DE	EUR	266	19,014	0.01
Service Stream	AU	AUD	15,485	18,743	0.01

* 이사회 결정으로 가격이 책정된 유가증권.

전체 주식 목록은 6페이지에 나와 있습니다.

별첨 재무제표에 대한 주석은 본 재무제표의 중요한 일부입니다. 투자종목 명세서 및 지역별 비율의 순자산 비율은 반올림되었습니다.

현재 투자종목 명세서서 2020년 10월 31일

	국가 코드	CCY	주식 또는 명목	시장 가격 EUR순	% 자산
Taikisha	JP	JPY	779	17,424	0.01
Country Garden Services Holdings	CN	HKD	2,517	13,601	0.01
Techno Smart	JP	JPY	1,868	13,543	0.01
Nitto Boseki	JP	JPY	401	12,657	0.01
Nitta	JP	JPY	655	11,858	0.01
TK Group Holdings	CN	HKD	44,516	11,347	0.01
Pacific Basin Shipping	HK	HKD	81,647	10,232	0.01
CIMC Enric Holdings	HK	HKD	23,070	9,324	0.01
Nippon Road Co	JP	JPY	125	7,790	0.01
Europcar Mobility Group	FR	EUR	13,390	7,491	0.01
Heathrow Funding 1.50% 12/10/2025	GB	EUR	6,951	6,952	0.00
Hyundai Mipo Dockyard	KR	KRW	315	6,726	0.00
Koentec	KR	KRW	985	6,313	0.00
Hirano Tecseed/Kinzoku	JP	JPY	448	5,724	0.00
Sumitomo Densetsu	JP	JPY	259	5,306	0.00
Siemens Energy	DE	EUR	274	5,146	0.00
Nidec	JP	JPY	42	3,680	0.00
China Index Holdings ADR	CN	USD	1,792	1,984	0.00
Kosaido	JP	JPY	162	815	0.00
BTS Group Holdings WTS 16/02/2021	TH	THB	3,609	47	0.00
				8,161,938	5.84

정보 기술

	국가 코드	CCY	주식 또는 명목	시장 가격 EUR순	% 자산
SAP	DE	EUR	7,659	700,717	0.50
Tencent Holdings	CN	HKD	8,272	541,365	0.39
Taiwan Semiconductor Manufacturing	TW	TWD	35,178	456,612	0.33
Redington India	IN	INR	193,453	290,262	0.21
Fidelity National Info. Services 0.75% 21/05/2023	US	EUR	277,458	283,606	0.20
Infineon Technologies	DE	EUR	11,860	283,451	0.20
SK Hynix	KR	KRW	3,817	232,336	0.17
Justsystems	JP	JPY	3,698	207,941	0.15
Fidelity National Info. Services 0.40% 15/01/2021	US	EUR	198,752	198,885	0.14
Keyence	JP	JPY	508	197,952	0.14
Murata Manufacturing	JP	JPY	3,242	195,905	0.14
Z Holdings	JP	JPY	31,271	187,294	0.13
Hinduja Global Solutions	IN	INR	19,656	151,166	0.11
Powertech Technology	TW	TWD	58,257	148,061	0.11
Baidu ADR	CN	USD	1,282	145,155	0.10
Tech Mahindra	IN	INR	14,825	139,779	0.10
Lenovo Group	CN	HKD	252,999	136,283	0.10
Renesas Electronics	JP	JPY	18,803	133,384	0.10
Cognizant Technology Solutions	US	USD	2,159	132,099	0.09
MediaTek	TW	TWD	6,031	123,220	0.09
Sansan	JP	JPY	2,121	120,757	0.09
TDK	JP	JPY	1,167	117,854	0.08
Telefonaktiebolaget LM Ericsson	SE	SEK	11,898	114,063	0.08
Capgemini	FR	EUR	1,121	111,134	0.08
KoMiCo	KR	KRW	3,886	108,440	0.08
Polytronics Technology	TW	TWD	37,052	102,551	0.07
SCREEN Holdings	JP	JPY	2,140	100,637	0.07
Shimadzu	JP	JPY	4,083	100,212	0.07
Rohm	JP	JPY	1,343	88,667	0.06
Sage Group	GB	GBP	12,413	87,728	0.06
Elite Material	TW	TWD	18,224	82,242	0.06
Spigen Korea	KR	KRW	1,665	78,786	0.06
China Railway Signal & Communication Corp (H)	CN	HKD	276,305	78,203	0.06
giftee	JP	JPY	3,238	75,335	0.05
Cyient	IN	INR	16,396	74,897	0.05
Samsung Electronics	KR	KRW	1,560	67,275	0.05
Kamakura Shinsho	JP	JPY	7,698	65,401	0.05
Hennge KK	JP	JPY	1,006	62,696	0.04
Eizo	JP	JPY	1,917	62,160	0.04
Samsung Electronics Perpetual (Pref'd)	KR	KRW	1,555	59,373	0.04
Largan Precision	TW	TWD	628	57,217	0.04
Scout24	DE	EUR	807	55,777	0.04
Fujitsu	JP	JPY	516	51,934	0.04
Obic	JP	JPY	321	48,864	0.03
Information Services International-Dentsu	JP	JPY	821	44,305	0.03
Optex Group	JP	JPY	3,121	39,920	0.03
Software	DE	EUR	1,227	37,736	0.03
TeamViewer	DE	EUR	976	36,902	0.03
Computer Age Management Services	IN	INR	2,283	34,280	0.02
Linedata Services	FR	EUR	1,324	33,497	0.02
Taiyo Yuden	JP	JPY	1,044	33,165	0.02
Atos	FR	EUR	565	33,104	0.02
Shinko Electric Industries	JP	JPY	2,159	32,351	0.02
Quadient	FR	EUR	2,825	31,616	0.02
Digital Garage	JP	JPY	1,023	31,240	0.02
Groupe SFPI	FR	EUR	27,186	31,128	0.02
Hon Hai Precision Industry	TW	TWD	12,910	30,080	0.02
NET One Systems	JP	JPY	1,122	28,824	0.02
Chatwork	JP	JPY	1,585	27,085	0.02
m-up Holdings	JP	JPY	1,286	26,838	0.02
Horiba	JP	JPY	620	26,182	0.02
Cancom	DE	EUR	726	24,599	0.02
Freee KK	JP	JPY	365	24,583	0.02
Dialog Semiconductor	GB	EUR	725	23,774	0.02
Dip	JP	JPY	1,397	23,053	0.02
NAVER	KR	KRW	81	17,892	0.01
Appen	AU	AUD	794	15,488	0.01
New Work SE	DE	EUR	69	15,469	0.01
Sunny Optical Technology (H)	CN	HKD	973	13,886	0.01
SUNeVision Holdings	HK	HKD	16,778	12,631	0.01
Bengo4.com	JP	JPY	99	11,318	0.01
Hytera Communications (B)	CN	CNY	11,982	10,961	0.01
Japan Material	JP	JPY	910	10,102	0.01
Advantech	TW	TWD	1,063	9,246	0.01
ASM Pacific Technology	HK	HKD	990	8,571	0.01
Solocal Group	FR	EUR	333,135	6,363	0.00
Tokyo Electron	JP	JPY	25	5,731	0.00
SHIFT	JP	JPY	22	2,355	0.00
Infineon Tech. 0.75% 24/06/2023 EMTN	DE	EUR	2,191	2,238	0.00
Hangzhou Hikvision Digital Technology (A)	CN	CNY	365	2,103	0.00
Fang Holdings ADR	CN	USD	25	220	0.00
				7,656,512	5.48

소비재

	국가 코드	CCY	주식 또는 명목	시장 가격 EUR순	% 자산
Alibaba Group Holding ADR	CN	USD	2,275	592,828	0.42
Sky 1.50% 15/09/2021 EMTN	GB	EUR	397,504	404,030	0.29
RELX Finance 0.00% 18/03/2024	NL	EUR	397,504	399,157	0.29
Porsche Automobil Holding Perpetual (Pref'd)	DE	EUR	7,841	360,684	0.26
China Yongda Automobiles Services Holdings	CN	HKD	237,802	290,196	0.21
adidas	DE	EUR	1,103	281,324	0.20
Publicis Groupe	FR	EUR	8,872	264,385	0.19
Xingda International Holdings	CN	HKD	1,017,976	225,178	0.16
Shimano	JP	JPY	1,137	223,101	0.16
Takeaway.com	NL	EUR	2,299	219,559	0.16
Prosus	NL	EUR	2,381	204,222	0.15
McDonald's 4.00% 17/02/2021 EMTN	US	EUR	198,752	201,204	0.14
BMW Finance 0.125% 12/01/2021 EMTN	NL	EUR	198,752	198,922	0.14
Chaowei Power Holdings	CN	HKD	647,001	191,202	0.14
Pearson	GB	GBP	31,723	179,894	0.13
Dream International	HK	HKD	585,349	173,010	0.12
Pacific Textiles Holdings	HK	HKD	301,129	147,306	0.11
Sebang Global Battery	KR	KRW	6,990	145,797	0.10
Fast Food Indonesia	ID	IDR	2,723,749	141,869	0.10
Chow Sang Sang Holdings International	HK	HKD	150,226	141,039	0.10
Yamaha	JP	JPY	3,344	136,040	0.10
Shine Corporate	AU	AUD	255,929	132,748	0.09
Crystal International Group	HK	HKD	555,851	131,574	0.09
Alibaba Group Holding	CN	HKD	3,920	127,828	0.09
Dongfeng Motor Group (H)	CN	HKD	208,572	126,105	0.09
Dixons Carphone	GB	GBP	117,078	125,039	0.09
Bestway Global Holding	CN	HKD	580,631	119,405	0.09
Puma	DE	EUR	1,591	119,387	0.09
Texwinca Holdings	HK	HKD	907,051	118,034	0.08
Tianneng Power International	CN	HKD	83,384	116,591	0.08
Teejay Lanka	LK	LKR	834,709	115,069	0.08
Inchcape	GB	GBP	19,803	109,173	0.08
Koito Manufacturing	JP	JPY	2,626	108,727	0.08
Trip.com Group ADR	CN	USD	4,405	108,064	0.08
Hyundai Mobis	KR	KRW	611	104,949	0.08
William Hill	GB	GBP	33,723	102,893	0.07
Galaxy Entertainment Group	HK	HKD	16,804	95,286	0.07
Texhong Textile Group	HK	HKD	142,426	93,995	0.07
Cairn Homes	IE	EUR	119,300	93,650	0.07
Selamat Sempurna	ID	IDR	1,137,714	92,542	0.07
Ryohin Keikaku	JP	JPY	4,883	87,984	0.06
Gree Electric Appliances Inc of Zhuhai	CN	CNY	11,053	83,165	0.06
IPSOS	FR	EUR	3,671	77,464	0.06
Xtep International Holdings	CN	HKD	259,652	75,465	0.05
Nojima	JP	JPY	3,108	74,927	0.05
Bapcor	AU	AUD	15,704	72,600	0.05
Nien Made Enterprise	TW	TWD	7,487	72,504	0.05
Beneteau	FR	EUR	9,035	71,375	0.05
Valeo	FR	EUR	2,747	71,331	0.05
WPP AUNZ	AU	AUD	277,592	70,327	0.05
Frasers Group	GB	GBP	16,227	67,626	0.05
SL	KR	KRW	5,835	64,304	0.05
Somboon Advance Technology	TH	THB	174,975	63,954	0.05
Kingfisher	GB	GBP	19,606	62,590	0.04
Pan Pacific International Holdings	JP	JPY	3,349	61,141	0.04
Weifu High-Technology Group	CN	HKD	38,078	60,206	0.04
Redrow	GB	GBP	12,983	59,996	0.04
Com2uS	KR	KRW	698	59,098	0.04
SRP Groupe	FR	EUR	52,880	58,697	0.04
Vistry Group	GB	GBP	9,605	58,203	0.04
Brilliance China Automotive Holdings	HK	HKD	76,569	56,756	0.04
Trigano (A)	FR	EUR	494	56,376	0.04
Think Childcare	AU	AUD	90,230	55,014	0.04

현재 투자종목 명세서서 2020년 10월 31일

	국가 코드	CCY	주식 또는 명목	시장 가격 EUR순	% 자산
Vivo Energy	GB	GBP	65,255	54,855	0.04
Renault	FR	EUR	2,564	54,504	0.04
Yadea Group Holdings	CN	HKD	44,292	54,393	0.04
Focus Media Information Technology	CN	CNY	44,767	53,691	0.04
Taiwan Sakura	TW	TWD	33,533	49,695	0.04
HelloFresh	DE	EUR	1,041	47,822	0.03
Studio Retail Group	GB	GBP	17,743	47,349	0.03
McCarthy & Stone	GB	GBP	35,983	46,972	0.03
Knaus Tabbert AG	DE	EUR	766	46,348	0.03
Connect Group	GB	GBP	137,207	39,667	0.03
Photo-Me International	GB	GBP	71,288	38,841	0.03
Astra Otoparts	ID	IDR	735,161	37,017	0.03
Oriental Land	JP	JPY	303	36,376	0.03
SAIC Motor (A)	CN	CNY	12,041	35,788	0.03
Seria	JP	JPY	1,020	33,791	0.02
Soci t des Bains de Mer Monaco	MC	EUR	553	33,319	0.02
JD.com	CN	HKD	927	32,356	0.02
Lagardere	FR	EUR	1,583	29,715	0.02
EssilorLuxottica	FR	EUR	268	28,444	0.02
GVC Holdings	GB	GBP	2,623	28,183	0.02
Pierre & Vacances	FR	EUR	2,691	25,349	0.02
Round One	JP	JPY	3,663	24,693	0.02
Future	GB	GBP	1,095	24,153	0.02
KIYO Learning	JP	JPY	253	24,064	0.02
Central Automotive Products	JP	JPY	1,395	23,347	0.02
Delivery Hero	DE	EUR	235	23,177	0.02
Demae-Can	JP	JPY	834	21,227	0.02
Shenzhou International Group Holdings	CN	HKD	1,376	20,527	0.01
Kin & Carta	GB	GBP	22,395	19,921	0.01
Zeal Network	DE	EUR	507	18,900	0.01
Television Francaise 1	FR	EUR	3,558	17,931	0.01
Rinnai	JP	JPY	210	17,767	0.01
EDAG Engineering Group	CH	EUR	2,129	17,181	0.01
Koshidaka Holdings	JP	JPY	4,817	15,467	0.01
Vipshop Holdings ADR	CN	USD	759	13,511	0.01
Guangzhou Automobile Group (H)	CN	HKD	14,762	13,026	0.01
China Literature	CN	HKD	1,687	11,895	0.01
SAIC Motor	CN	CNY	3,621	10,772	0.01
Midea Group	CN	CNY	1,024	10,256	0.01
China South Publishing & Media Group (A)	CN	CNY	7,234	9,738	0.01
Mercari	JP	JPY	237	8,577	0.01
China South Publishing & Media Group	CN	CNY	5,959	8,021	0.01
WPP	GB	GBP	996	6,826	0.00
China Dongxiang Group	CN	HKD	63,368	6,743	0.00
Mitra Adiperkasa	ID	IDR	175,900	6,651	0.00
Parkson Retail Group	CN	HKD	262,820	6,515	0.00
Skyworth Group	HK	HKD	26,406	5,932	0.00
Piolax	JP	JPY	435	5,473	0.00
Embry Holdings	HK	HKD	42,911	4,763	0.00
Midea Group (A)	CN	CNY	438	4,390	0.00
Tokyo Radiator Manufacturing	JP	JPY	681	2,894	0.00
Twenty-four seven	JP	JPY	292	2,121	0.00
				10,064,043	7.20

소비재

BAT Int'l Finance 4.875% 24/02/2021 EMTN	GB	EUR	397,504	403,606	0.29
Imperial Brands	GB	GBP	24,616	335,026	0.24
Altria Group 1.00% 15/02/2023	US	EUR	298,128	304,725	0.22
Convenience Retail Asia	HK	HKD	473,542	228,029	0.16
Unilever	GB	EUR	3,394	164,755	0.12
Beiersdorf	DE	EUR	1,724	154,992	0.11
China Foods	HK	HKD	482,060	141,587	0.10
Japfa	SG	SGD	330,271	133,951	0.10
WH Group	HK	HKD	187,152	126,450	0.09
British American Tobacco	GB	GBP	4,510	122,759	0.09
L'Oreal	FR	EUR	415	115,135	0.08
Nestle	CH	CHF	1,182	114,161	0.08
RFM	PH	PHP	1,273,743	106,393	0.08
Kotobuki Spirits	JP	JPY	2,642	105,181	0.08
Associated British Foods	GB	GBP	5,355	101,082	0.07
Swedish Match	SE	SEK	1,550	100,377	0.07
Vinda International Holdings	HK	HKD	42,454	96,638	0.07
Changshouhua Food	CN	HKD	197,231	88,398	0.06
Unilever	GB	GBP	1,698	83,135	0.06
Origin Enterprises	IE	EUR	23,085	78,491	0.06
Gudang Garam	ID	IDR	32,137	76,839	0.05
Uni-President China Holdings	CN	HKD	87,994	65,387	0.05
Tesco	GB	GBP	26,906	61,480	0.04
First Resources	SG	SGD	78,868	60,075	0.04
Koninklijke Ahold Delhaize	NL	EUR	2,346	55,331	0.04
Japfa Comfeed Indonesia	ID	IDR	885,185	54,737	0.04
Bumitama Agri	ID	SGD	187,586	51,268	0.04
Vilmorin & Cie	FR	EUR	1,045	46,864	0.03
Yantai Changyu Pioneer Wine	CN	HKD	30,016	46,079	0.03
Laurent-Perrier	FR	EUR	641	45,246	0.03
Ceylon Cold Stores	LK	LKR	13,510	42,155	0.03
Coca-Cola European Partners	GB	USD	1,363	41,560	0.03
Marie Brizard Wine & Spirits	FR	EUR	30,142	39,184	0.03
Coles Group	AU	AUD	3,587	38,398	0.03
Shiseido	JP	JPY	652	34,652	0.02
C&C Group	IE	GBP	17,408	31,318	0.02
Tingyi Cayman Islands Holding	CN	HKD	16,331	25,644	0.02
Shinnihonseiyaku	JP	JPY	941	20,351	0.01
KT&G	KR	KRW	286	17,508	0.01
Dairy Farm International Holdings	HK	USD	5,191	16,792	0.01
Nongfu Spring	CN	HKD	2,950	11,591	0.01
McColl's Retail Group	GB	GBP	36,793	8,387	0.01
BAT Netherlands Finance 2.375% 07/10/2024 EMTN	NL	EUR	4,898	5,299	0.00
Blackmores	AU	AUD	124	5,258	0.00
Sagami Rubber Industries	JP	JPY	299	2,904	0.00
Shenguan Holdings Group	CN	HKD	78,204	2,097	0.00
Marie Brizard Wine & Spirits WTS 22/09/2022	FR	EUR	30,400	499	0.00
				4,011,774	2.87

건강

Granules India	IN	INR	118,474	525,865	0.38
Roche Holding	CH	CHF	1,815	501,244	0.36
Fresenius Medical Care	DE	EUR	5,866	384,674	0.28
Bayer	DE	EUR	8,075	325,924	0.23
Sanofi	FR	EUR	4,034	312,115	0.22
Fresenius SE & Co	DE	EUR	6,449	205,341	0.15
Qiagen	NL	EUR	4,726	192,671	0.14
Bayer 0.375% 06/07/2024	DE	EUR	186,283	188,781	0.14
Koninklijke Philips	NL	EUR	4,664	185,963	0.13
Olympus	JP	JPY	10,026	164,763	0.12
Tempo Scan Pacific	ID	IDR	2,112,054	155,266	0.11
Abbott Ireland Financing 0.875% 27/09/2023	IE	EUR	149,064	153,844	0.11
Eisai	JP	JPY	1,832	122,315	0.09
MorphoSys	DE	EUR	1,361	119,133	0.09
Mylan	US	USD	9,183	114,521	0.08
I-Sens	KR	KRW	5,411	112,190	0.08
Shanghai Pharmaceuticals Holding (H)	CN	HKD	81,838	109,015	0.08
Siemens Healthineers	DE	EUR	2,893	106,637	0.08
Spire Healthcare Group	GB	GBP	62,183	82,280	0.06
CSL	AU	AUD	411	71,403	0.05
Evotec	DE	EUR	2,951	66,921	0.05
Hutchison China MediTech	HK	GBP	12,941	64,535	0.05
Novo Nordisk	DK	DKK	1,126	62,095	0.04
Medical Data Vision	JP	JPY	3,064	61,878	0.04
Indivior	GB	GBP	46,026	56,449	0.04
Vieworks	KR	KRW	2,472	53,992	0.04
Compugroup Medical	DE	EUR	535	39,347	0.03
Interojo	KR	KRW	2,226	34,131	0.02
China National Accord Medicines (A)	CN	CNY	5,234	33,399	0.02
Grifols ADR	ES	USD	2,275	32,702	0.02
Shandong Weigao Group Medical Polymer (H)	CN	HKD	17,351	28,872	0.02
Sonova Holding	CH	CHF	133	27,100	0.02
Hoya	JP	JPY	234	22,679	0.02
Stratec	DE	EUR	164	20,655	0.01
Fisher & Paykel Healthcare (AU)	NZ	AUD	1,018	20,143	0.01
Nexus	DE	EUR	408	19,486	0.01
China National Accord Medicines (B)	CN	HKD	7,652	18,705	0.01
Nippon Shinyaku	JP	JPY	287	17,604	0.01
JMDC	JP	JPY	305	13,747	0.01
WuXi AppTec	CN	HKD	953	13,075	0.01
Hansoh Pharmaceutical Group	CN	HKD	3,344	12,843	0.01
Draegerwerk Perpetual (Pref'd)	DE	EUR	169	11,676	0.01
Ramsay Health Care	AU	AUD	303	11,413	0.01
Becton Dickinson Euro Finance 0.632% 04/06/2023	LU	EUR	8,527	8,654	0.01
Eiken Chemical	JP	JPY	444	7,292	0.01
Mylan 2.25% 22/11/2024	NL	EUR	5,549	5,950	0.00
China National Accord Medicines	CN	CNY	794	5,069	0.00
Osprey Medical	US	AUD	191,705	2,312	0.00
Mylan 2.125% 23/05/2025	US	EUR	962	1,028	0.00
				4,907,697	3.51

금융

Xtrackers Physical Gold EUR Hedged ETF	GB	EUR	96,993	11,960,207	8.56
iShares Physical Silver ETC	IE	EUR	128,907	2,545,011	1.82
Hicl Infrastructure	GB	GBP	1,230,744	2,405,818	1.72
Real Estate Credit Investments	GB	GBP	1,111,431	1,532,428	1.10
Allianz	DE	EUR	3,052	460,976	0.33
Morgan Stanley 1.00% 02/12/2022 GMTN	US	EUR	397,504	406,941	0.29
UBS 0.625% 23/01/2023 GMTN	CH	EUR	397,504	405,003	0.29
Axis Bank	IN	INR	65,192	370,917	0.27
HDFC Bank	IN	INR	26,462	362,761	0.26
China Life Insurance (H)	CN	HKD	183,249	344,018	0.25
China Construction Bank (H)	CN	HKD	535,635	317,026	0.23
Bank of America 1.379% VRN 07/02/2025 EMTN	US	EUR	298,128	310,230	0.22

현재 투자종목 명세서서 2020년 10월 31일

	국가 코드	CCY	주식 또는 명목	시장 가격 EUR순	% 자산
Danske Bank 1.375% VRN 24/05/2023	DK	EUR	298,128	303,754	0.22
Metropolitan Life Global 0.875% 20/01/2022 EMTN	US	EUR	298,128	302,301	0.22
FCA Bank Ireland 1.25% 21/06/2022 EMTN	IT	EUR	288,191	294,054	0.21
Aviva	GB	GBP	97,382	278,826	0.20
Deutsche Boerse	DE	EUR	2,014	254,485	0.18
Industrial & Commercial Bank of China (H)	CN	HKD	497,799	242,740	0.17
KBC Group 1.125% 25/01/2024 EMTN	BE	EUR	198,752	205,793	0.15
Shinhan Financial Group	KR	KRW	8,769	204,277	0.15
BFCM 0.75% 15/06/2023 EMTN	FR	EUR	198,752	203,938	0.15
Korea Development Bank 0.625% 17/07/2023	KR	EUR	198,752	203,126	0.15
DNB Bank 4.375% 24/02/2021 EMTN	NO	EUR	198,752	201,749	0.14
Swedbank 0.25% 07/11/2022 GMTN	SE	EUR	198,752	200,614	0.14
Barclays 3.375% VRN 02/04/2025 EMTN	GB	EUR	184,442	200,512	0.14
Volkswagen Bank 0.375% 05/07/2022 EMTN	DE	EUR	198,752	200,214	0.14
Goldman Sachs Group 0.041% FRN 21/04/2023 EMTN	US	EUR	198,752	199,022	0.14
HSBC Holdings 0.422% FRN 04/12/2021 EMTN	GB	EUR	198,752	198,884	0.14
Phoenix Group Holdings	GB	GBP	26,188	192,888	0.14
AXA	FR	EUR	13,218	182,405	0.13
Shriram Transport Finance	IN	INR	21,918	175,943	0.13
Hannover Rueck	DE	EUR	1,392	173,585	0.12
Shriram City Union Finance	IN	INR	16,936	156,417	0.11
Legal & General Group	GB	GBP	68,724	141,216	0.10
Barclays	GB	GBP	107,237	127,061	0.09
Prudential	GB	GBP	11,648	122,107	0.09
China Merchants Bank (H)	CN	HKD	27,196	121,654	0.09
NatWest Markets 0.233% FRN 18/06/2021 EMTN	GB	EUR	119,251	119,649	0.09
BFI Finance Indonesia	ID	IDR	5,099,573	113,679	0.08
Agricultural Bank of China (H)	CN	HKD	388,324	112,635	0.08
Lloyds Banking Group 0.75% 09/11/2021 EMTN	GB	EUR	102,556	103,421	0.07
Muthoot Finance	IN	INR	7,184	102,503	0.07
Westpac Banking 0.75% 17/10/2023 EMTN	AU	EUR	99,376	102,219	0.07
BPCE 1.125% 18/01/2023 EMTN	FR	EUR	99,376	101,845	0.07
Rabobank 0.625% 27/02/2024 EMTN	NL	EUR	99,376	101,467	0.07
Volkswagen Bank 0.955% FRN 01/08/2022 EMTN	DE	EUR	99,376	100,695	0.07
FCA Bank Ireland 1.00% 21/02/2022 EMTN	IT	EUR	99,376	100,692	0.07
DNB	NO	NOK	8,050	93,255	0.07
Repco Home Finance	IN	INR	40,411	89,937	0.06
Berkshire Hathaway 0.00% 12/03/2025	US	EUR	88,643	88,935	0.06
Mitsubishi UFJ Financial Group 0.978% 09/06/2024	JP	EUR	86,258	88,903	0.06
Chailease Holding	TW	TWD	20,654	86,348	0.06
Hyundai Marine & Fire Insurance	KR	KRW	4,708	83,250	0.06
Quilter	GB	GBP	59,733	81,163	0.06
Volkswagen Bank 0.625% 08/09/2021 EMTN	DE	EUR	79,501	80,129	0.06
DB Insurance	KR	KRW	2,367	79,453	0.06
Aruhi	JP	JPY	5,096	78,530	0.06
Metropolitan Life Global 0.375% 09/04/2024	US	EUR	74,532	75,742	0.05
AIA Group	HK	HKD	9,123	74,534	0.05
Korean Reinsurance	KR	KRW	13,208	74,360	0.05
LIC Housing Finance	IN	INR	22,333	73,167	0.05
Santander UK 0.875% 25/11/2020 EMTN	GB	EUR	69,563	69,621	0.05
ABN AMRO Group	NL	EUR	9,534	67,177	0.05
Ping An Insurance Group (H)	CN	HKD	7,343	65,045	0.05
Muenchener Rueckversicherungs-Gesellschaft	DE	EUR	300	60,269	0.04
Citigroup 0.339% FRN 24/05/2021 EMTN	US	EUR	59,626	59,885	0.04
Just Group	GB	GBP	117,712	55,104	0.04
Commonwealth Bank of Australia	AU	AUD	1,288	53,630	0.04
Natwest Group	GB	GBP	38,296	52,887	0.04
ORIX	JP	JPY	5,159	51,823	0.04
Kiwoom Securities	KR	KRW	650	50,947	0.04
CITIC Securities (H)	CN	HKD	25,950	48,340	0.03
Bank of Georgia Group	GE	GBP	4,309	42,973	0.03
China Minsheng Banking (H)	CN	HKD	90,711	42,614	0.03
Huatai Securities (H)	CN	HKD	28,942	40,245	0.03
China Cinda Asset Management (H)	CN	HKD	236,757	38,130	0.03
Brooks Macdonald Group	GB	GBP	2,044	35,691	0.03
HDFC Bank ADR	IN	USD	710	34,773	0.02
Minkabu The Infonoid	JP	JPY	1,505	31,193	0.02
Close Brothers Group	GB	GBP	2,573	30,818	0.02
SCOR	FR	EUR	1,313	27,385	0.02
Deutsche Pfandbriefbank	DE	EUR	5,037	26,370	0.02
United Overseas Bank	SG	SGD	2,198	26,326	0.02
Trian Investors 1	GB	GBP	21,968	25,649	0.02
TBC Bank Group	GE	GBP	2,227	22,759	0.02
Mega Financial Holding	TW	TWD	27,206	22,532	0.02
XPS Pensions Group	GB	GBP	15,935	22,503	0.02
Premier Miton Group	GB	GBP	17,706	21,657	0.02
Coface	FR	EUR	3,027	20,278	0.01
Hypoport	DE	EUR	44	19,715	0.01
Bank Rakyat Indonesia Persero	ID	IDR	92,417	17,939	0.01
China Taiping Insurance Holdings	HK	HKD	13,379	17,342	0.01
Westpac Banking	AU	AUD	1,533	16,695	0.01
China International Capital (H)	CN	HKD	7,972	15,994	0.01
Secure Trust Bank	GB	GBP	941	7,871	0.01
HSBC Holdings 1.645% VRN 18/04/2026	GB	USD	9,127	7,857	0.01
Credit Suisse Group 3.25% VRN 02/04/2026 EMTN	CH	EUR	6,786	7,591	0.01
Volkswagen Bank 0.75% 15/06/2023 EMTN	DE	EUR	7,418	7,533	0.01
Citigrooup 1.25% VRN 06/07/2026 EMTN	US	EUR	6,807	7,087	0.01
Capital One Financial 0.80% 12/06/2024	US	EUR	6,631	6,674	0.00
FCA Bank Ireland 0.625% 24/11/2022 EMTN	IT	EUR	6,537	6,609	0.00
Danske Bank 2.50% VRN 21/06/2029 EMTN	DK	EUR	6,152	6,421	0.00
Morgan Stanley 0.637% VRN 26/07/2024 EMTN	US	EUR	6,119	6,210	0.00
Allied Irish Banks 4.125% VRN 26/11/2025 EMTN	IE	EUR	5,653	5,666	0.00
BBVA 0.75% 11/09/2022 GMTN	ES	EUR	5,322	5,405	0.00
AIB Group 1.50% 29/03/2023 EMTN	IE	EUR	4,924	5,043	0.00
Santander UK Group Holdings 1.125% 08/09/2023	GB	EUR	4,598	4,696	0.00
ABN AMRO Bank 1.25% 28/05/2025 EMTN	NL	EUR	4,467	4,669	0.00
Goldman Sachs Group 4.75% 12/10/2021	US	EUR	4,097	4,271	0.00
AIB Group 1.875% VRN 19/11/2029 EMTN	IE	EUR	3,793	3,703	0.00
Sherborne Investors Guernsey	GB	GBP	45,851	2,294	0.00
NN Group 4.625% VRN 08/04/2044	NL	EUR	2,027	2,245	0.00
				30,051,566	**21.50**
부동산					
Vonovia	DE	EUR	31,910	1,749,301	1.25
GCP Student Living REIT	GB	GBP	1,248,788	1,555,188	1.11
Tritax EuroBox	GB	EUR	926,522	926,522	0.66
Logicor Financing 1.50% 14/11/2022 EMTN	LU	EUR	397,504	407,583	0.29
China Overseas Land & Investment	HK	HKD	125,964	271,488	0.19
Digital Euro Finco 2.625% 15/04/2024	US	EUR	204,132	221,563	0.16
Digital Dutch Finco 0.125% 15/10/2022	NL	EUR	200,791	201,915	0.14
China Resources Land	HK	HKD	45,397	159,318	0.11
Unibail-Rodamco-Westfield 0.125% 14/05/2021 EMTN	FR	EUR	159,002	159,018	0.11
CLS Holdings	GB	GBP	54,236	119,527	0.09
Cromwell European REIT	SG	EUR	252,471	115,019	0.08
Supalai	TH	THB	241,621	104,294	0.07
ADO Properties (A)	DE	EUR	4,587	98,989	0.07
Keppel Pacific Oak US REIT	SG	USD	124,857	75,123	0.05
RDI REIT	GB	GBP	47,930	47,325	0.03
Open House	JP	JPY	1,516	44,340	0.03
Ascendas India Trust	SG	SGD	48,191	39,419	0.03
Mapletree Industrial Trust REIT	SG	SGD	15,746	30,133	0.02
China Merchants Commercial REIT	HK	HKD	109,582	29,187	0.02
Keppel DC REIT	SG	SGD	14,953	27,256	0.02
Patrizia	DE	EUR	1,230	24,025	0.02
Goodman Group REIT	AU	AUD	2,126	23,607	0.02
Link REIT	HK	HKD	2,794	18,301	0.01
Relo Group	JP	JPY	829	17,093	0.01
LSL Property Services	GB	GBP	7,296	16,632	0.01
Daibiru	JP	JPY	1,592	15,480	0.01
CapitaLand	SG	SGD	9,112	14,726	0.01
City Developments	SG	SGD	3,105	12,381	0.01
KE Holdings ADR	CN	USD	207	12,374	0.01
SM Prime Holdings	PH	PHP	19,897	11,891	0.01
Shimao Property Holdings	HK	HKD	3,781	11,492	0.01
Heiwa Real Estate	JP	JPY	365	9,161	0.01
Robinsons Land	PH	PHP	22,103	5,880	0.00
Cosmos Initia	JP	JPY	597	2,048	0.00
Shimao Services Holdings	CN	HKD	62	114	0.00
				6,577,713	**4.71**
정부					
Germany 1.75% 04/07/2022	DE	EUR	6,697,948	6,985,370	5.00
Germany 0.00% 07/10/2022	DE	EUR	4,814,771	4,890,729	3.50
Germany 0.00% 05/04/2024	DE	EUR	3,577,539	3,682,529	2.63
Germany 0.00%08/04/2022	DE	EUR	3,050,846	3,085,265	2.21
Germany 0.00% 12/03/2021	DE	EUR	2,844,526	2,851,959	2.04
Germany 0.00% 11/06/2021	DE	EUR	2,440,187	2,451,400	1.75
Germany 2.00% 15/08/2023	DE	EUR	791,034	854,505	0.61
Germany 0.00% 18/10/2024	DE	EUR	24,820	25,658	0.02
Germany 0.00% 10/09/2021	DE	EUR	19,450	19,572	0.01
				24,846,987	**17.78**
폐쇄형 펀드					
International Public Partnerships	GB	GBP	1,131,690	2,114,038	1.51
Greencoat UK Wind Funds	GB	GBP	1,381,701	2,071,000	1.48
Starwood European Real Estate Finance	GB	GBP	1,125,395	1,069,910	0.77
Chenavari Toro Income Fund	GB	EUR	1,726,346	910,647	0.65
Axiom European Financial Debt Fund	GB	GBP	912,998	888,288	0.64
CVC Credit Partners European Opportunities	GB	GBP	705,175	733,920	0.53
TwentyFour Income Fund	GB	GBP	627,410	722,051	0.52
Owl Rock Capital	US	USD	50,301	489,600	0.35
KKV Secured Loan Fund	GB	GBP	1,971,249	290,425	0.21
KKV Secured Loan Fund C	GB	GBP	590,936	219,464	0.16
Gemfields Group	GB	ZAR	231,932	15,324	0.01
Electra Private Equity	GB	GBP	4,141	8,058	0.01

현재 투자종목 명세서서 2020년 10월 31일

	국가 코드	CCY	주식 또는 명목	시장 가격 EUR	% 순자산
Keystone Investment Trust	GB	GBP	1,639	4,484	0.00
				9,537,209	6.82
개방형 펀드					
Assenagon Alpha Volatility	LU	EUR	6,597	7,870,467	5.63
ADG Systematic Macro UCITS Fund E EUR	LU	EUR	14,163	1,303,989	0.93
Majedie Asset Management Investment-Tortoise Fund	IE	EUR	1,377,103	1,089,564	0.78
Fidelity ILF - The US Dollar Fund - A-ACC-USD	IE	USD	42	650,663	0.47
Fidelity ILF - The Euro Fund - A-ACC-EUR	IE	EUR	23	316,440	0.23
Fidelity ILF - The Sterling Fund - A-ACC-GBP	IE	GBP	1	85	0.00
				11,231,208	8.03
주식 연계 채권					
HSBC (Hangzhou Hikvision Digital (A)) ELN 08/2021	CN	USD	14,191	81,856	0.06
HSBC (China Nat'l. Accord Med (A)) ELN 15/10/2021	CN	USD	3,174	20,255	0.01
HSBC (China (S) Publish & Med (A)) ELN 23/11/2022	CN	USD	8,846	11,908	0.01
UBS (Focus Media Info. Tech (A)) ELN 10/03/2021	CN	USD	151	181	0.00
				114,200	0.08
커뮤니케이션 서비스					
AT&T 1.30% 05/09/2023	US	EUR	397,504	412,118	0.29
China Mobile	HK	HKD	76,754	402,961	0.29
Orange 0.50% 15/01/2022 EMTN	FR	EUR	198,752	200,591	0.14
Vodafone Group	GB	GBP	93,590	107,187	0.08
Vivendi	FR	EUR	3,395	84,154	0.06
Bollore	FR	EUR	16,882	51,928	0.04
Cathay Media And Education Group	CN	HKD	105,105	47,325	0.03
Dialog Axiata	LK	LKR	900,681	45,303	0.03
HKBN	HK	HKD	27,235	40,445	0.03
Zegona Communications	GB	GBP	30,903	38,142	0.03
Swisscom	CH	CHF	77	33,590	0.02
Daiichikosho	JP	JPY	1,037	30,484	0.02
China Unicom	HK	HKD	51,311	27,099	0.02
Shemaroo Entertainment	IN	INR	39,559	25,126	0.02
LG Uplus	KR	KRW	2,856	23,992	0.02
Telstra	AU	AUD	14,255	23,031	0.02
Far EasTone Telecommunications	TW	TWD	11,640	20,977	0.02
HKT Trust and HKT	HK	HKD	15,333	17,019	0.01
Hellenic Telecommunications Organization	GR	EUR	1,305	14,905	0.01
NetLink NBN Trust	SG	SGD	19,394	11,715	0.01
Hutchison Telecommunications Hong Kong Holdings	HK	HKD	68,370	8,793	0.01
Technicolor	FR	EUR	5,646	6,923	0.00
AT&T 2.75% 19/05/2023	US	EUR	5,210	5,597	0.00
Technicolor WTS 22/09/2024	FR	EUR	5,646	399	0.00
				1,679,804	1.20
증권 자격 취득 또는 기타 통제 된 시장 에서 죽음을 맞게					
산업재					
Vietnam Engine & Argicultural Machinery	VN	VND	49,827	77,852	0.06
Ryanair Holdings	IE	EUR	2,636	31,172	0.02
Ferrovial	ES	EUR	1,567	29,108	0.02
Hokkaido Chuo Bus	JP	JPY	18	513	0.00
				138,645	0.10
정보 기술					
Taiwan Union Technology	TW	TWD	42,253	120,924	0.09
Amadeus IT Group	ES	EUR	311	12,753	0.01
Fiserv 0.375% 01/07/2023	US	EUR	1,086	1,100	0.00
				134,777	0.10
소비재					
Industria de Diseno Textil	ES	EUR	4,796	101,622	0.07
Glenveagh Properties	IE	EUR	109,744	80,662	0.06
				182,284	0.13
소비재					
Quang Ngai Sugar	VN	VND	58,983	69,447	0.05
				69,447	0.05
건강					
Danaher 1.70% 30/03/2024	US	EUR	397,504	421,377	0.30
Grifols (Pref'd)	ES	EUR	7,321	106,149	0.08
				527,526	0.38
금융					
Goldman Sachs Group 2.00% 27/07/2023 EMTN	US	EUR	99,376	104,919	0.08
Kaspi KZ	KZ	USD	1,317	48,544	0.03
Danske Bank 1.171% VRN 08/12/2023 144A	DK	USD	7,707	6,628	0.00
				160,091	0.11
부동산					
Blackstone Property Partners 1.40% 06/07/2022 EMTN	LU	EUR	203,299	206,633	0.15
				206,633	0.15
정부					
Netherland 0.00% 29/06/2021	NL	EUR	21,373	21,471	0.02
Netherland 0.00% 30/03/2021	NL	EUR	19,450	19,505	0.01
Netherlands Treasury 0.00% 28/01/2021	NL	EUR	19,450	19,482	0.01
				60,458	0.04
주식 연계 채권					
UBS (Anhui Heli (A)) ELN 21/01/2022	CN	USD	48,928	88,507	0.06
				88,507	0.06
금융 상품					
Otis Worldwide CP -0.30% 11/12/2020	US	EUR	6,946	6,949	0.00
Endesa CP -0.43% 30/12/2020	ES	EUR	5,343	5,347	0.00
Endesa CP -0.28% 04/11/2020	ES	EUR	5,343	5,344	0.00
America Movil (B) CP -0.27% 14/12/2020	NL	EUR	3,527	3,528	0.00
America Movil (B) CP -0.27% 14/12/2020	NL	EUR	3,420	3,421	0.00
				24,589	0.02
목록에 없음					
소재					
China Metal Recycling Holdings*	HK	HKD	1,439	0	0.00
				0	0.00
정보 기술					
DBA Telecommunication Asia Holdings*	HK	HKD	5,738	0	0.00
				0	0.00
건강					
JHL Biotech*	KY	TWD	18,091	25,515	0.02
Chime Biologics*	VG	USD	18,091	5,870	0.00
				31,385	0.02
금융					
Highbridge Multi Strategy Fund*	GB	GBP	770,001	9	0.00
				9	0.00
폐쇄형 펀드					
Marwyn Value Investors*	GB	GBP	4,389	5,857	0.00
				5,857	0.00
단주				(11)	(0.00)
총 투자 (비용 EUR 137,140,039)				131,099,382	93.79

	CCY	기본 노출	미실현 이익 / (손실) EUR	% 순자산
차액 거래 계약				
Halfords Group (HSBC)	GBP	66,478	1,690	0.00
AIB Group (GB) (JPLS)	EUR	24,519	69	0.00
CRH (IE) (JPLS)	EUR	53,499	(3,128)	(0.00)
Legal & General Group (HSBC)	GBP	264,080	(8,819)	(0.01)
Sanofi (UBS)	EUR	145,918	(10,128)	(0.01)
전 세계 Generics (GS)	USD	4,826,927	(25,664)	(0.02)
Stoxx Europe 600 Telecommunications (HSBC)	EUR	4,434,667	(175,478)	(0.13)
Stoxx Europe 600 Automobi (JPLS)	EUR	5,465,118	(217,982)	(0.16)
MSCI Daily Trust World Gros (UBS)	USD	4,502,880	(291,088)	(0.21)
Arca Gold Minerals (HSBC)	USD	5,575,934	(348,285)	(0.25)
			(1,078,813)	(0.77)

	기본 노출 EUR	미실현 이익 / (손실) EUR	% 순자산
선물환 계약			
구입 USD 판매 GBP 에 1.32877 11/12/2020	16,976,858	431,755	0.31
구입 USD 판매 EUR 에 1.18755 11/12/2020	7,574,491	139,296	0.10
구입 JPY 판매 EUR 에 123.52940 22/01/2021	10,308,591	136,136	0.10
구입 CLP 판매 USD 에 794.86983 22/01/2021	4,386,393	122,119	0.09

현재 투자종목 명세서서 2020년 10월 31일

	기본 노출 EUR	미실현 이익 / (손실) EUR	% 순자산
구입 USD 판매 EUR 에 1.18824 22/01/2021	3,465,639	61,869	0.04
구입 USD 판매 INR 에 0.01350 22/01/2021	3,193,713	49,659	0.04
구입 PHP 판매 USD 에 48.96100 22/01/2021	4,083,864	27,516	0.02
구입 SEK 판매 EUR 에 10.38477 22/01/2021	3,910,725	7,224	0.01
구입 EUR 판매 AUD 에 0.60361 22/01/2021	1,636,259	3,146	0.00
구입 EUR 판매 NOK 에 0.09090 22/01/2021	246,714	2,979	0.00
구입 USD 판매 IDR 에 0.00007 22/01/2021	1,060,072	2,148	0.00
구입 GBP 판매 EUR 에 0.90383 22/01/2021	549,883	1,979	0.00
구입 USD 판매 EUR 에 1.18249 16/11/2020	85,686	1,258	0.00
구입 USD 판매 CLP 에 0.00130 22/01/2021	271,714	436	0.00
구입 EUR 판매 USD 에 0.85474 12/11/2020	1,141	(5)	(0.00)
구입 EUR 판매 USD 에 0.83455 12/11/2020	432	(12)	(0.00)
구입 EUR 판매 USD 에 0.84607 12/11/2020	1,361	(19)	(0.00)
구입 EUR 판매 USD 에 0.85750 11/12/2020	339,280	(22)	(0.00)
구입 EUR 판매 USD 에 0.84098 12/11/2020	1,261	(25)	(0.00)
구입 USD 판매 PHP 에 0.02058 16/11/2020	13,154	(33)	(0.00)
구입 EUR 판매 USD 에 0.85062 16/11/2020	4,019	(35)	(0.00)
구입 EUR 판매 USD 에 0.84242 12/11/2020	2,304	(42)	(0.00)
구입 USD 판매 PHP 에 0.02055 16/11/2020	11,172	(44)	(0.00)
구입 USD 판매 PHP 에 0.02052 16/11/2020	8,196	(45)	(0.00)
구입 EUR 판매 USD 에 0.84325 12/11/2020	3,423	(59)	(0.00)
구입 USD 판매 PHP 에 0.02063 16/11/2020	195,385	(61)	(0.00)
구입 EUR 판매 USD 에 0.83959 12/11/2020	4,182	(91)	(0.00)
구입 EUR 판매 JPY 에 0.00820 22/01/2021	499,142	(262)	(0.00)
구입 EUR 판매 SGD 에 0.62671 22/01/2021	439,119	(424)	(0.00)
구입 EUR 판매 USD 에 0.85327 11/12/2020	142,122	(711)	(0.00)
구입 GBP 판매 USD 에 0.77019 11/12/2020	400,195	(790)	(0.00)
구입 EUR 판매 USD 에 0.85575 11/12/2020	416,975	(878)	(0.00)
구입 EUR 판매 USD 에 0.84950 11/12/2020	139,032	(1,306)	(0.00)
구입 EUR 판매 USD 에 0.84801 11/12/2020	175,372	(1,952)	(0.00)
구입 EUR 판매 USD 에 0.85096 11/12/2020	278,618	(2,142)	(0.00)
구입 GBP 판매 USD 에 0.76768 11/12/2020	468,666	(2,453)	(0.00)
구입 EUR 판매 USD 에 0.84431 11/12/2020	191,044	(2,951)	(0.00)
구입 GBP 판매 USD 에 0.75998 11/12/2020	205,850	(3,130)	(0.00)
구입 EUR 판매 USD 에 0.84807 11/12/2020	309,027	(3,417)	(0.00)
구입 EUR 판매 CNY 에 0.12622 22/01/2021	664,926	(5,159)	(0.00)
구입 EUR 판매 USD 에 0.84104 11/12/2020	304,099	(5,858)	(0.00)
구입 USD 판매 KRW 에 0.00087 22/01/2021	2,124,599	(14,893)	(0.01)
구입 EUR 판매 CHF 에 0.93408 22/01/2021	9,419,640	(33,069)	(0.02)
구입 USD 판매 TWD 에 0.03545 22/01/2021	6,095,257	(41,372)	(0.03)
구입 EUR 판매 HKD 에 0.10975 22/01/2021	9,233,687	(58,971)	(0.04)
구입 EUR 판매 THB 에 0.02720 22/01/2021	6,705,899	(66,180)	(0.05)
구입 EUR 판매 GBP 에 1.09876 22/01/2021	10,394,316	(108,791)	(0.08)
구입 EUR 판매 USD 에 0.85126 22/01/2021	43,572,169	(271,822)	(0.19)
		360,496	0.26

선물

	CCY	기본 노출	미실현 이익 / (손실) EUR	% 순자산
Dax Index Future 18/12/2020	EUR	(6,938,400)	495,582	0.35
Euro Stoxx 50 Index Future 18/12/2020	EUR	(6,569,580)	495,279	0.35
E-Mini Russ 1000 Index Future 18/12/2020	USD	(6,294,300)	165,730	0.12
XAV Healthcare Index Future 18/12/2020	USD	(3,879,420)	96,482	0.07
FTSE 100 Index Future 18/12/2020	GBP	(745,779)	64,792	0.05
FTSE 250 Index Future 18/12/2020	GBP	(1,951,403)	44,092	0.03
MSCI Emg Mkt Index Future 18/12/2020	USD	(988,560)	742	0.00
Euro-Bobl Bond Future 08/12/2020	EUR	33,077	180	0.00
US Treasury Note 10 Year Bond Future 21/12/2020	USD	21,702,796	(90,994)	(0.07)
미국 10 년 Ultra Bond Future 21/12/2020	USD	11,325,375	(141,067)	(0.10)
E-Mini Russ 1000 Index Future 18/12/2020	USD	5,703,500	(162,717)	(0.12)
Euro-Bund Bond Future 08/12/2020	EUR	(11,273,600)	(166,468)	(0.12)
E-Mini Russ 2000 Index Future 18/12/2020	USD	(9,896,928)	(252,310)	(0.18)
Stoxx 600 Bas Index Future 18/12/2020	EUR	2,680,300	(257,417)	(0.18)
Emini Energy Select Sector Index Future 18/12/2020	USD	2,525,610	(311,539)	(0.22)
Stoxx 600 Oil Index Future 18/12/2020	EUR	2,559,125	(380,609)	(0.27)
Euro Stoxx Bank Index Future 18/12/2020	EUR	4,831,645	(722,888)	(0.52)
			(1,123,130)	(0.80)

기타 자산 및 부채	10,526,259	7.53
순자산	139,784,194	100.00

지역별 배분

국가	국가 코드	% 순자산
영국	GB	27.98
독일	DE	23.34
룩셈부르크	LU	7.17
아일랜드	IE	5.26
중국	CN	5.21
일본	JP	3.88
미국	US	3.43
홍콩	HK	2.40
프랑스	FR	2.32
인도	IN	2.30
네덜란드	NL	2.05
한국	KR	1.61
호주	AU	1.10
대만	TW	1.06
스위스	CH	0.85
인도네시아	ID	0.79
싱가포르	SG	0.43
스웨덴	SE	0.41
노르웨이	NO	0.32
필리핀	PH	0.31
이탈리아	IT	0.29
덴마크	DK	0.27
스페인	ES	0.21
벨기에	BE	0.15
스리랑카	LK	0.14
태국	TH	0.12
베트남	VN	0.11
모나코	MC	0.05
그루지야	GE	0.05
오스트리아	AT	0.04
남아프리카 공화국	ZA	0.04
카자흐스탄	KZ	0.03
키프로스	CY	0.03
케이맨 제도	KY	0.02
뉴질랜드	NZ	0.01
그리스	GR	0.01
버진 아일랜드 (영국령)	VG	0.00
현금 및 기타 순자산		6.22

현재 투자종목 명세서서 2020년 10월 31일

공인된 주식 또는 공식 증권거래소에서 거래됨

에너지

	국가 코드	CCY	주식 또는 명목	시가(USD)	% 순자산
BP Capital Markets 3.25% VRN (Perpetual)	GB	EUR	16,121,326	19,328,993	0.20
Medco Oak Tree Pte 7.375% 14/05/2026 Reg S	SG	USD	15,959,236	15,515,946	0.16
Petroleos Mexicanos 6.50% 13/03/2027	MX	USD	15,950,068	14,799,430	0.15
Medco Bell Pte 6.375% 30/01/2027 Reg S	SG	USD	16,462,172	14,577,253	0.15
Pertamina Persero 4.15% 25/02/2060 Reg S	ID	USD	11,909,731	11,877,371	0.12
TOTAL 3.875% VRN (Perpetual) EMTN	FR	EUR	9,600,789	11,669,403	0.12
Petrobras Global 6.75% 03/06/2050	NL	USD	10,451,418	11,482,660	0.12
Eni 2.625% VRN (Perpetual)	IT	EUR	9,196,550	10,626,754	0.11
Thaioil Treasury Centre 3.75% 18/06/2050 Reg S	TH	USD	10,503,571	9,718,009	0.10
Eni 3.375% VRN (Perpetual)	IT	EUR	8,356,464	9,653,081	0.10
Ecopetrol 6.875% 29/04/2030	CO	USD	7,861,953	9,463,040	0.10
Total	FR	EUR	280,989	8,452,595	0.09
Repsol Intl. Finance 3.75% VRN (Perpetual)	NL	EUR	7,218,488	8,444,574	0.09
Puma Int'l Fin. 5.125% 06/10/2024 Reg S	LU	USD	9,635,434	8,192,528	0.08
Periama Holdings 5.95% 19/04/2026	US	USD	6,864,445	6,881,606	0.07
Indika Energy Capital 8.25% 22/10/2025 Reg S	SG	USD	6,857,280	6,855,118	0.07
Repsol Int'l Finance 4.50% VRN 25/03/2075	NL	EUR	5,585,278	6,751,145	0.07
BP Capital Markets 3.625% VRN (Perpetual)	GB	EUR	4,756,597	5,700,287	0.06
Petroleos Mexicanos 7.19% 12/09/2024 Reg S	MX	MXN	136,142,718	5,586,837	0.06
Oil and Gas Holding 8.375% 07/11/2028 Reg S	BH	USD	4,896,424	5,393,123	0.05
Puma Int'l Fin. 5.00% 24/01/2026 Reg S	LU	USD	6,352,275	5,263,564	0.05
Al Candelaria (Spain) 7.50% 15/12/2028 Reg S	ES	USD	4,854,756	5,257,749	0.05
Petroleos Mexicanos 7.69% 23/01/2050	MX	USD	6,302,666	5,239,942	0.05
Southern Gas Corridor 6.875% 24/03/2026 Reg S	AZ	USD	4,421,824	5,051,700	0.05
Mongolian Mining 9.25% 15/04/2024 Reg S	SU	USD	5,751,113	4,686,133	0.05
Equinor	NO	NOK	364,493	4,634,598	0.05
Denbury	US	USD	268,094	4,394,065	0.04
ABM Investama 7.125% 01/08/2022 Reg S	ID	USD	6,608,014	4,311,642	0.04
HPCL-Mittal Energy 5.25% 28/04/2027	IN	USD	3,841,562	3,916,229	0.04
Adaro Indonesia 4.25% 31/10/2024 Reg S	ID	USD	3,895,270	3,880,663	0.04
Ecopetrol 5.875% 28/05/2045	CO	USD	3,459,259	3,755,891	0.04
Enbridge 3.125% 15/11/2029	CA	USD	3,540,328	3,729,692	0.04
Shell Int'l Finance 2.50% 12/09/2026	NL	USD	3,320,254	3,609,133	0.04
Petroleos Mexicanos 6.75% 21/09/2047	MX	USD	4,387,494	3,429,287	0.03
EG Global Finance 6.25% 30/10/2025 Reg S	GB	EUR	2,875,498	3,202,192	0.03
Kosmos Energy 7.125% 04/04/2026 Reg S	US	USD	3,799,944	3,165,505	0.03
Thaioil Treasury 2.50% 18/06/2030 Reg S	TH	USD	2,965,143	2,874,577	0.03
Occidental Petroleum 7.50% 01/05/2031	US	USD	3,133,924	2,867,259	0.03
Petroleos Mexicanos 5.95% 28/01/2031	MX	USD	3,328,227	2,794,046	0.03
Petroleos Mexicanos 6.50% 23/01/2029	MX	USD	3,049,984	2,728,180	0.03
Equinor 3.125% 06/04/2030	NO	USD	2,417,008	2,675,368	0.03
BP Capital Markets 3.506% 17/03/2025	GB	USD	2,401,682	2,659,803	0.03
Petrobras Global 5.60% 03/01/2031	NL	USD	2,375,620	2,566,204	0.03
Thaioil Treasury Center 3.50% 17/10/2049 Reg S	TH	USD	2,862,187	2,547,775	0.03
Thaioil Treasury Centre 4.875% 23/01/2043 Reg S	TH	USD	2,153,847	2,374,939	0.02
Petroleos Mexicanos 6.95% 28/01/2060	MX	USD	2,987,542	2,340,067	0.02
Occidental Petroleum 6.625% 01/09/2030	US	USD	2,626,474	2,305,519	0.02
PTTEP Treasury Center 3.903% 06/12/2059 Reg S	TH	USD	2,058,386	2,207,155	0.02
Energy Transfer Operating 6.25% 15/04/2049	US	USD	2,021,497	2,132,415	0.02
Schlumberger Investment 3.65% 01/12/2023	LU	USD	1,980,670	2,132,180	0.02
Occidental Petroleum 8.875% 15/07/2030	US	USD	2,120,882	2,079,790	0.02
Repsol International Fin. 4.247% VRN (Perpetual)	NL	EUR	1,723,306	2,040,363	0.02
Petroleos Mexicanos 6.35% 12/02/2048	MX	USD	2,620,651	2,008,074	0.02
Vallourec 4.125% 04/10/2022	FR	EUR	440,991	1,981,993	0.02
Origin Energy	AU	AUD	683,508	1,919,442	0.02
Equinor 3.70% 06/04/2050	NO	USD	1,653,722	1,846,138	0.02
Targa Resources Partners 5.875% 15/04/2026	US	USD	1,800,241	1,844,122	0.02
Apache 4.875% 15/11/2027	US	USD	1,869,945	1,767,959	0.02
Shell Int'l Finance 3.25% 06/04/2050	NL	USD	1,655,284	1,713,829	0.02
CNOOC	CN	HKD	1,780,616	1,623,852	0.02
Royal Dutch Shell (B)	NL	GBP	131,741	1,585,464	0.02
Marathon Petroleum 6.50% 01/03/2041	US	USD	1,355,345	1,584,455	0.02
KazMunayGas 6.375% 24/10/2048 Reg S	KZ	USD	1,179,293	1,573,003	0.02
Crestwood Midstream Partners 5.75% 01/04/2025	US	USD	1,626,444	1,492,604	0.02
BP Capital Markets 3.161% 17/03/2021 EMTN	GB	USD	1,464,853	1,477,914	0.01
CNPC Global Capital 2.00% 23/06/2030 Reg S	VG	USD	1,482,572	1,471,593	0.01
Vallourec 6.375% 15/10/2023 Reg S	FR	EUR	2,089,359	1,450,495	0.01
Petrobras Global Finance 6.85% 05/06/2115	NL	USD	1,310,326	1,411,876	0.01
Peru LNG Srl 5.375% 22/03/2030 Reg S	PE	USD	1,819,518	1,398,409	0.01
PBF Logistics Finance 6.875% 15/05/2023	US	USD	1,731,465	1,363,529	0.01
Ecopetrol 4.125% 16/01/2025	CO	USD	1,297,222	1,357,219	0.01
Anton Oilfield Services Group 7.50% 02/12/2022	KY	USD	2,294,949	1,355,172	0.01
Saudi Arabian Oil 2.75% 16/04/2022 Reg S	SA	USD	1,289,071	1,319,372	0.01
Petronas Capital 4.80% 21/04/2060 Reg S	MY	USD	956,538	1,311,021	0.01
Comstock Resources 9.75% 15/08/2026	US	USD	1,232,380	1,297,511	0.01
Cespa Finance 2.25% 13/02/2026 EMTN	ES	EUR	1,036,440	1,260,360	0.01
Energy Transfer Operating 6.00% 15/06/2048	US	USD	1,201,180	1,232,251	0.01
Energy Transfer Operating 5.00% 15/05/2050	US	USD	1,277,352	1,193,388	0.01
Petroleos Mexicanos 3.75% 21/02/2024 EMTN	MX	EUR	1,047,767	1,174,070	0.01
ONEOK 3.40% 01/09/2029	US	USD	1,195,893	1,164,920	0.01
ONEOK 7.50% 01/09/2023	US	USD	1,002,557	1,140,879	0.01
Shell International Fin. 1.25% 11/11/2032 EMTN	NL	EUR	900,507	1,139,452	0.01
Pertamina Persero 4.70% 30/07/2049 Reg S	ID	USD	988,370	1,072,713	0.01
Antero Resources 5.375% 01/11/2021	US	USD	1,037,206	1,041,874	0.01
Valero Energy 2.70% 15/04/2023	US	USD	976,569	1,005,172	0.01
Petroleos Mexicanos 2.75% 21/04/2027 EMTN	MX	EUR	1,054,812	1,002,313	0.01
Pertamina Persero 3.10% 27/08/2030 Reg S	ID	USD	943,561	978,205	0.01
BP Capital Markets 3.723% 28/11/2028	GB	USD	851,593	968,294	0.01
BP Capital Markets 1.00% 28/04/2023	GB	GBP	742,192	964,146	0.01
China Oilfield Services (H)	CN	HKD	1,583,176	954,997	0.01
Hess 5.80% 01/04/2047	US	USD	837,125	937,876	0.01
Pioneer Natural Resources 1.90% 15/08/2030	US	USD	976,569	916,083	0.01
BP Capital Markets 4.375% VRN (Perpetual)	GB	USD	882,818	913,717	0.01
Vallourec 6.625% 15/10/2022 Reg S	FR	EUR	1,278,030	890,557	0.01
Energy Transfer Operating 5.25% 15/04/2029	US	USD	820,318	889,230	0.01
NAK Naftogaz Ukraine via Kondor 7.125% 19/07/2024	GB	EUR	792,474	888,290	0.01
GS Caltex 1.625% 27/07/2025 Reg S	KR	USD	879,247	880,677	0.01
Range Resources 4.875% 15/05/2025	US	USD	929,396	866,081	0.01
PTTEP Treasury 2.587% 10/06/2027 Reg S	TH	USD	831,887	858,566	0.01
Hessen 5.60% 15/02/2041	US	USD	797,262	854,635	0.01
Ecopetrol 5.375% 26/06/2026	CO	USD	773,092	852,342	0.01
Cenovus Energy 5.375% 15/07/2025	CA	USD	802,998	847,438	0.01
Equinor 2.38% 22/05/2030	NO	USD	792,974	827,728	0.01
Southwestern Energy 8.375% 15/09/2028	US	USD	787,199	824,099	0.01
Delek & Avner Tamar Bond 5.412% 30/12/2025	IL	USD	797,262	818,644	0.01
BP	GB	GBP	317,603	808,889	0.01
Ecopetrol 7.375% 18/09/2043	CO	USD	615,853	772,594	0.01
Apache 4.625% 15/11/2025	US	USD	802,069	760,963	0.01
Petroleos Mexicanos 4.875% 18/01/2024	MX	USD	769,161	755,893	0.01
Murphy Oil 5.875% 01/12/2027	US	USD	946,125	747,458	0.01
Tupras Turkiye Petrol 4.50% 18/10/2024 Reg S	TR	USD	786,195	722,186	0.01
Occidental Petroleum 2.70% 15/08/2022	US	USD	753,555	697,980	0.01
Occidental Petroleum 6.375% 01/09/2028	US	USD	788,128	691,090	0.01
Energy Transfer Operating 4.05% 15/03/2025	US	USD	605,473	637,293	0.01
Petroleos Mexicanos 4.75% 26/02/2029	MX	EUR	605,978	621,275	0.01
Range Resources 5.00% 15/03/2023	US	USD	555,779	540,270	0.01
ONEOK Partner 4.90% 15/03/2025	US	USD	478,423	522,653	0.01
SM Energy 5.625% 01/06/2025	US	USD	1,237,027	499,320	0.01
Energy Transfer Operating 4.50% 15/04/2024	US	USD	454,104	482,382	0.00
Occidental Petroleum 5.875% 01/09/2025	US	USD	525,109	465,404	0.00
Petronas Capital 4.55% 21/04/2050 Reg S	MY	USD	360,340	453,340	0.00
SM Energy 5.00% 15/01/2024	US	USD	879,209	441,802	0.00
Leviathan Bond 6.50% 30/06/2027 Regs	IL	USD	425,664	439,774	0.00
HPCL-Mittal Energy 5.45% 22/10/2026 Reg S	IN	USD	429,908	436,894	0.00
Murphy Oil USA 4.75% 15/09/2029	US	USD	399,640	419,549	0.00
Occidental Petroleum 2.90% 15/08/2024	US	USD	487,933	411,718	0.00
Equinor 1.375% 22/05/2032 EMTN	NO	EUR	300,568	387,478	0.00
Occidental Petroleum 3.00% 15/02/2027	US	USD	489,792	370,711	0.00
Occidental Petroleum 4.40% 15/04/2046	US	USD	539,793	363,780	0.00
Oil India 5.125% 04/02/2029	IN	USD	315,952	341,648	0.00
Chevron 3.078% 11/05/2050	US	USD	316,799	329,478	0.00
Pertamina Persero 6.50% 27/05/2041 Reg S	ID	USD	229,494	296,158	0.00
Leviathan Bond 6.75% 30/06/2030 Regs	IL	USD	284,395	292,757	0.00
Pertamina Persero 6.00% 03/05/2042 Reg S	ID	USD	229,103	279,614	0.00
PBF Holding 7.25% 15/06/2025	US	USD	670,095	279,346	0.00
SM Energy 6.625% 15/01/2027	US	USD	645,001	243,749	0.00
Chevron	US	USD	3,221	220,560	0.00
Exxon Mobil	US	USD	6,711	215,823	0.00
Occidental Petroleum 4.30% 15/08/2039	US	USD	270,083	184,838	0.00
DNO (A)	NO	NOK	422,188	174,749	0.00
Gulf Keystone Petroleum	GB	GBP	169,721	153,905	0.00
SM Energy 6.75% 15/09/2026	US	USD	368,041	143,006	0.00
Caltex Australia	AU	AUD	7,767	141,571	0.00
ONGC Vidsh Vnk 3.75% 27/07/2026 Reg S	SG	USD	131,033	137,369	0.00
Continental Resources 4.50% 15/04/2023	US	USD	123,610	117,655	0.00
Galp Energia SGPS	PT	EUR	11,911	96,501	0.00
Schlumberger	US	USD	4,943	71,619	0.00
Pertamina Persero 4.30% 20/05/2023 Reg S	ID	USD	65,516	70,334	0.00
Valero Energy	US	USD	1,862	69,924	0.00
Canadian Natural Resources	CA	CAD	3,807	59,030	0.00
ONEOK	US	USD	2,001	56,858	0.00
DCP Midstream Oper. 8.125% 16/08/2030	US	USD	48,329	55,267	0.00
Parkland Fuel	CA	CAD	2,173	53,181	0.00
Ship Finance International	NO	USD	8,263	52,800	0.00
Suncor Energy	CA	CAD	4,173	46,477	0.00
Pacific Drilling	US	USD	126,793	28,465	0.00
Petroleos Mexicanos 7.47% 12/11/2026	MX	MXN	767,382	28,448	0.00
PTTEP Canada Int'l Finance 6.35% 12/06/2042 Reg S	CA	USD	16,473	23,106	0.00
CNOOC Finance 2012 5.00% 02/05/2042 Reg S	VG	USD	16,473	21,862	0.00
				391,074,215	**3.96**

* 이사회 결정으로 가격이 책정된 유가증권.
전체 주석 목록은 6페이지에 나와 있습니다.
별첨 재무제표에 대한 주석은 본 재무제표의 중요한 일부입니다. 투자종목 명세서 및 지역별 배분의 순자산 비율은 반올림되었습니다.

현재 투자종목 명세서서 2020년 10월 31일

	국가 코드	CCY	주식 또는 명목	시가(USD)	% 순자산
유틸리티					
Enel	IT	EUR	4,570,385	36,389,185	0.37
National Grid	GB	GBP	2,999,607	35,710,874	0.36
Enel 8.75% VRN 24/09/2073	IT	USD	19,354,301	22,348,412	0.23
EDF 6.00% VRN (Perpetual) EMTN	FR	GBP	15,303,787	21,547,890	0.22
EDF 3.375% VRN (Perpetual)	FR	EUR	17,371,967	19,910,931	0.20
Greencoat Renewables	IE	EUR	13,745,162	18,736,147	0.19
NGG Finance 5.625% VRN 18/06/2073	GB	GBP	8,758,114	12,825,008	0.13
Perusahaan Listrik Negara 4.375% 05/02/2050 Reg S	ID	USD	10,247,613	10,657,518	0.11
EDF 5.375% VRN (Perpetual) EMTN	FR	EUR	8,000,658	10,247,737	0.10
Edison International	US	USD	179,138	9,986,925	0.10
Star Energy Geothermal 4.85% 14/10/2038 Reg S	BM	USD	9,406,535	9,680,114	0.10
Greenko Investment 4.875% 16/08/2023 Reg S	MU	USD	9,492,901	9,552,654	0.10
SSE 3.74% VRN (Perpetual)	GB	GBP	6,400,526	8,548,600	0.09
Perusahaan Listrik Negara 4.00% 30/06/2050 Reg S	ID	USD	8,132,355	8,059,172	0.08
ReNew Power 5.875% 05/03/2027 Reg S	IN	USD	7,344,642	7,542,185	0.08
InterGen 7.00% 30/06/2023 144A	NL	USD	7,530,155	7,144,235	0.07
Iberdrola International 2.250% VRN (Perpetual)	NL	EUR	6,076,294	7,081,161	0.07
Greenko Solar Mauritius 5.95% 29/07/2026 Reg S	MU	USD	6,506,761	6,886,287	0.07
Star Energy Geothermal 6.75% 24/04/2033 Reg S	VG	USD	6,131,972	6,776,604	0.07
Guangdong Investment	HK	HKD	4,387,554	6,506,788	0.07
Eskom Holdings 7.125% 11/02/2025 Reg S	ZA	USD	6,604,041	6,203,149	0.06
Greenko Solar Mauritius 5.55% 29/01/2025 Reg S	MU	USD	5,979,763	6,163,641	0.06
US Solar Fund	GB	USD	6,240,000	6,162,000	0.06
EDP 4.496% VRN 30/04/2079	PT	EUR	4,840,229	6,097,287	0.06
Eskom Holdings 8.45% 10/08/2028 Reg S	ZA	USD	6,315,769	6,040,528	0.06
Neerg Energy 6.00% 13/02/2022 Reg S	MU	USD	5,929,874	6,033,480	0.06
EDF 4.50% 04/12/2069 EMTN	FR	USD	4,906,664	5,444,959	0.06
Teollisuuden Voima 1.125% 09/03/2026 EMTN	FI	EUR	4,974,893	5,352,374	0.05
SMC Global Power Holdings 5.95% VRN (Perpetual)	PH	USD	5,374,899	5,199,118	0.05
Anglian Water Osprey Fin. 4.00% 08/03/2026 EMTN	GB	GBP	3,815,720	4,877,085	0.05
Fortum	FI	EUR	257,980	4,854,031	0.05
NRG Energy 5.75% 15/01/2028	US	USD	4,449,950	4,796,267	0.05
Tennet Holdings 2.374% VRN (Perpetual)	NL	EUR	4,079,005	4,788,766	0.05
EDF 2.00% 09/12/2049 EMTN	FR	EUR	3,355,417	4,278,287	0.04
Tennet Holdings 2.995% VRN (Perpetual)	NL	EUR	3,516,364	4,233,735	0.04
NextEra Energy Capital 2.25% 01/06/2030	US	USD	3,822,377	3,957,443	0.04
Georgia Power 2.85% 15/05/2022	US	USD	3,731,698	3,869,878	0.04
Perusahaan Listrik Negara 4.875% 17/07/2049 Reg S	ID	USD	3,461,371	3,831,028	0.04
EDF 4.00% VRN (Perpetual)	FR	EUR	3,077,870	3,733,789	0.04
GCL New Energy Holdings 7.10% 30/01/2021	BM	USD	7,385,859	3,582,142	0.04
Veolia Environment 2.50% VRN (Perpetual)	FR	EUR	3,134,283	3,543,966	0.04
HK Electric Investments & HK Electric Investments	HK	HKD	3,182,348	3,239,003	0.03
Huadian Power International (H)	CN	HKD	12,563,029	3,115,405	0.03
SSE 4.75% VRN 16/09/2077	GB	USD	2,984,245	3,088,604	0.03
Orsted 1.75% VRN 09/12/3019	DK	EUR	2,600,214	3,033,978	0.03
Entergy Mississippi 2.85% 01/06/2028	US	USD	2,679,167	2,929,573	0.03
Veolia Environment 2.25% VRN (Perpetual)	FR	EUR	2,394,488	2,760,226	0.03
ENN Energy 2.625% 17/09/2030 Reg S	KY	USD	2,538,393	2,555,637	0.03
Innogy Finance 6.25% 03/06/2030 EMTN	NL	GBP	1,355,345	2,490,552	0.03
China Resources Gas Group	HK	HKD	555,757	2,412,427	0.02
Mong Duong Fin. Holdings 5.125% 07/05/2029 Reg S	NL	USD	2,304,682	2,351,788	0.02
CK Infrastructure Holdings	HK	HKD	492,229	2,320,886	0.02
Energo-Pro AS 4.50% 04/05/2024	CZ	EUR	2,083,206	2,319,400	0.02
Virginia Electric & Power 2.95% 15/01/2022	US	USD	2,239,019	2,291,600	0.02
Duke Energy Carolinas 2.95% 01/12/2026	US	USD	1,884,986	2,103,268	0.02
Energo-Pro AS 4.00% 07/12/2022	CZ	EUR	1,872,032	2,100,313	0.02
Shenzhen Gas (A)	CN	CNY	1,889,690	2,080,579	0.02
Southern California Gas 2.60% 15/06/2026	US	USD	1,856,280	1,997,887	0.02
DWR Cymru Financing UK 1.625% 31/03/2026 EMTN	GB	GBP	1,493,670	1,956,600	0.02
San Diego Gas & Electric 2.50% 15/05/2026	US	USD	1,760,596	1,905,466	0.02
Teollisuuden Voima 2.125% 04/02/2025 EMTN	FI	EUR	1,584,949	1,831,686	0.02
Hongkong Electric Finance 1.875% 27/08/2030 EMTN	VG	USD	1,853,215	1,814,605	0.02
Power Assets Holdings	HK	HKD	331,809	1,707,904	0.02
ELM For Firmenich Intel. 3.75% VRN (Perpetual)	NL	EUR	1,360,112	1,651,934	0.02
SMC Global Power Holdings 5.70% VRN (Perpetual)	PH	USD	1,704,765	1,617,395	0.02
Adani Electricity Mumbai 3.949% 12/02/2030 Reg S	IN	USD	1,622,592	1,605,524	0.02
Power Sector A&L Mgmt 7.39% 02/12/2024 Reg S	PH	USD	1,276,659	1,602,283	0.02
Shenzhen Gas	CN	CNY	1,444,145	1,590,027	0.02
ReNew Power Synthetic 6.67% 12/03/2024 Reg S	IN	USD	1,486,286	1,558,600	0.02
Vistra Energy	US	USD	85,649	1,498,002	0.02
SP Powerassets 3.00% 26/09/2027 Reg S	SG	USD	1,315,482	1,441,960	0.01
NextEra Energy Capital Holdings 2.90% 01/04/2022	US	USD	1,330,015	1,376,033	0.01
Edison International 5.75% 15/06/2027	US	USD	1,195,893	1,359,311	0.01
Light Serv. de Eletricidade 7.25% 03/05/2023 Reg S	BR	USD	1,288,312	1,348,070	0.01
SSE	GB	GBP	82,863	1,347,179	0.01
CLP Power Hong Kong Fin. 2.125% 30/06/2030 EMTN	VG	USD	1,302,248	1,309,506	0.01
NextEra Energy Capital Holdings 2.75% 01/11/2029	US	USD	1,195,893	1,286,718	0.01
EDF 5.875% VRN (Perpetual) EMTN	FR	GBP	913,472	1,285,482	0.01
Perusahaan Listrik Negara 5.45% 21/05/2028 Reg S	ID	USD	1,074,864	1,261,456	0.01
NRG Energy	US	USD	34,146	1,070,819	0.01
Three Gorges 1.30% 22/09/2025 Reg S	KY	USD	1,070,746	1,065,865	0.01
PG&E 5.00% 01/07/2028	US	USD	1,047,430	1,051,462	0.01
Contemporary Ruiding 1.875% 17/09/2025 Reg S	VG	USD	1,029,564	1,030,444	0.01
Clearway Energy Operating 5.75% 15/10/2025	US	USD	951,702	998,692	0.01
Three Gorges Finance 2.15% 22/09/2030 Reg S	KY	USD	947,199	942,860	0.01
Adani Transmission 4.00% 03/08/2026 Reg S	IN	USD	897,780	941,298	0.01
CLP Power Hk 2.50% 30/06/2035 EMTN	VG	USD	908,158	924,243	0.01
HK Electric Finance 2.25% 09/06/2030 EMTN	VG	USD	748,863	756,923	0.01
EDF 3.00% VRN (Perpetual)	FR	EUR	640,053	733,851	0.01
PG&E 3.95% 01/12/2047 (Defaulted)	US	USD	763,964	717,396	0.01
PG&E 5.25% 01/07/2030	US	USD	621,766	622,543	0.01
Severn Trent Utilities Fin. 2.00% 02/06/2040 EMTN	GB	GBP	434,508	592,114	0.01
Contemporary Ruiding 2.625% 17/09/2030 Reg S	VG	USD	568,319	564,516	0.01
EDP Finance 8.625% 04/01/2024 EMTN	NL	GBP	279,440	447,494	0.00
OmGrid Funding 5.196% 16/05/2027 Reg S	KY	USD	458,614	424,966	0.00
Suburban Propane 5.875% 01/03/2027	US	USD	378,264	390,794	0.00
NextEra Energy	US	USD	5,066	373,817	0.00
China Oil & Gas Group 5.50% 25/01/2023	BM	USD	333,572	342,303	0.00
Public Service Enterprise Group	US	USD	3,832	224,735	0.00
DTE Energy	US	USD	1,634	200,486	0.00
Consolidated Edison	US	USD	2,411	190,467	0.00
AGL Energy	AU	AUD	18,498	162,216	0.00
NTPC 4.375% 26/11/2024 EMTN	IN	USD	131,033	140,185	0.00
OGE Energy	US	USD	4,355	134,905	0.00
Perusahaan Listrik Negara 5.375% 25/01/2029 Reg S	ID	USD	82,365	96,866	0.00
PG&E 3.75% 15/08/2042 (Defaulted)	US	USD	92,010	85,252	0.00
Korea South East Power 2.125% 03/02/2025 Reg S	KR	USD	51,478	53,831	0.00
Perushan Gas 5.125% 16/05/2024 Reg S	ID	USD	32,946	36,161	0.00
				470,045,751	**4.76**
소재					
ABJA Investment 5.45% 24/01/2028	SG	USD	32,382,917	31,349,327	0.32
Akzo Nobel	NL	EUR	232,440	22,395,493	0.23
JSW Steel 5.375% 04/04/2025	IN	USD	15,627,498	15,640,360	0.16
Indonesia 5.45% 15/05/2030 Reg S	ID	USD	11,132,239	12,700,003	0.13
Vedanta Resources 6.125% 09/08/2024 Reg S	GB	USD	18,626,839	10,901,884	0.11
Holcim Finance Luxembourg 3.00% VRN (Perpetual)	LU	EUR	8,403,135	9,988,047	0.10
Solvay Finance 5.869% VRN (Perpetual)	FR	EUR	7,200,592	9,322,164	0.09
Indonesia 5.80% 15/05/2050 Reg S	ID	USD	7,672,905	8,954,330	0.09
JSW Steel 5.95% 18/04/2024	IN	USD	8,403,615	8,635,352	0.09
BHP Group (UK)	AU	GBP	431,117	8,322,623	0.08
Ardagh Packaging Finance 2.125% 15/08/2026 Reg S	SU	EUR	6,235,780	7,121,449	0.07
BHP Billiton Finance 5.625% VRN 22/10/2079	AU	EUR	5,069,217	6,921,763	0.07
BHP Group	AU	AUD	258,466	6,162,585	0.06
Air Liquide	FR	EUR	34,741	5,079,554	0.05
UPL 5.25% VRN (Perpetual)	MU	USD	5,264,234	4,967,068	0.05
BHP Billiton Finance 6.50% VRN 22/10/2077	AU	GBP	3,200,263	4,539,630	0.05
CF Industries 4.95% 01/06/2043	US	USD	3,771,490	4,527,957	0.05
Vedanta Resources 7.125% 31/05/2023 Reg S	GB	USD	6,849,723	4,246,828	0.04
Evolution Mining	AU	AUD	1,006,313	3,938,181	0.04
Vedanta Resources 6.375% 30/07/2022 Reg S	GB	USD	5,428,821	3,843,605	0.04
Ashland 6.875% 15/05/2043	US	USD	2,898,651	3,726,811	0.04
Tianqi Fin 3.75% 28/11/2022	VG	USD	8,749,934	3,645,985	0.04
Chemours 5.375% 15/05/2027	US	USD	3,599,552	3,538,810	0.04
thyssenkru 1.875% 06/03/2023 EMTN	DE	EUR	3,123,371	3,396,872	0.03
Sherwin-Williams 2.95% 15/08/2029	US	USD	3,090,611	3,390,377	0.03
CF Industries 5.375% 15/03/2044	US	USD	2,702,685	3,322,613	0.03
Victrex	GB	GBP	138,707	3,315,242	0.03
Arcelormittal 7.25% 15/10/2039	LU	USD	2,657,878	3,252,288	0.03
Solvay 4.25% VRN (Perpetual)	BE	EUR	2,560,211	3,131,318	0.03
Rio Tinto Finance 3.75% 15/06/2025	AU	USD	2,698,304	3,038,187	0.03
Linde 1.10% 10/08/2030	US	USD	3,100,179	3,002,360	0.03
Trafigura Group Pte 6.875% VRN (Perpetual)	SG	USD	3,075,626	2,915,694	0.03
ARD Finance 5.00% 30/06/2027 Reg S	LU	EUR	2,454,415	2,773,808	0.03
Meglobal Canada 5.875% 18/05/2030 Reg S	CA	USD	2,260,311	2,698,554	0.03
CNAC HK Finbridge 5.125% 14/03/2028	HK	USD	2,265,040	2,558,704	0.03
Indonesia 5.71% 15/11/2023 Reg S	ID	USD	2,278,797	2,510,095	0.03
ArcelorMittal 1.75% 19/11/2025 EMTN	LU	EUR	2,082,485	2,424,811	0.02
Suzano Austria 3.75% 15/01/2031	AT	USD	2,277,188	2,342,657	0.02
Trivium Packaging Fin 3.75% 15/08/2026 Reg S	NL	EUR	2,014,378	2,327,108	0.02
SPCM 2.00% 01/02/2026 Reg S	FR	EUR	1,840,354	2,144,999	0.02
Beijing Oriental Yuhong Waterproof Technology (A)	CN	CNY	371,634	2,064,260	0.02
SPCM 2.625% 01/02/2029 Reg S	FR	EUR	1,756,656	2,047,958	0.02
Rio Tinto	GB	GBP	34,617	1,953,877	0.02
Korea Zinc	KR	KRW	5,643	1,908,493	0.02
Fuchs Petrolub (Pref'd)	DE	EUR	35,326	1,818,298	0.02
DuPont de Nemours 2.169% 01/05/2023	US	USD	1,705,089	1,721,913	0.02
Trivium Packaging Fin 5.50% 15/08/2026 144A	NL	USD	1,598,747	1,677,365	0.02
CF Industries 5.15% 15/03/2034	US	USD	1,419,374	1,670,582	0.02
Ball 5.25% 01/07/2025	US	USD	1,473,642	1,669,489	0.02
Linde	GB	USD	7,568	1,659,042	0.02
Commercial Metals 5.375% 15/07/2027	US	USD	1,558,598	1,628,735	0.02
CNAC HK Finbridge 3.70% 22/09/2050 Reg S	HK	USD	1,688,484	1,616,543	0.02
Ardagh Packaging Finance 4.75% 15/07/2027 Reg S	SU	GBP	1,179,209	1,540,771	0.02
Chemours 7.00% 15/05/2025	US	USD	1,485,175	1,497,799	0.02
Gold Fields Orogen Hldgs 6.125% 15/05/2029 Reg S	VG	USD	1,195,893	1,429,092	0.01
Covestro	DE	EUR	29,679	1,416,656	0.01
LYB International Finance 3.80% 10/01/2060	US	USD	1,460,752	1,414,629	0.01

현재 투자종목 명세서서 2020년 10월 31일

	국가 코드	CCY	주식 또는 명목	시가(USD)	% 순자산
BASF	DE	EUR	25,361	1,390,777	0.01
Metinvest 8.50% 23/04/2026 Reg S	NL	USD	1,345,294	1,364,599	0.01
Trivium Packaging Fin 3.75% FRN 15/08/2026 Reg S	NL	EUR	1,165,502	1,333,401	0.01
Greatview Aseptic Packaging	CN	HKD	3,111,507	1,332,646	0.01
Suzano Austria 6.00% 15/01/2029	AT	USD	1,146,535	1,332,285	0.01
Ball 4.875% 15/03/2026	US	USD	1,130,146	1,259,175	0.01
Anglo American	GB	GBP	52,900	1,241,198	0.01
Internatinl Flavors & Fragrances 1.80% 25/09/2026	US	EUR	996,577	1,238,357	0.01
DS Smith 1.375% 26/07/2024	GB	EUR	996,577	1,195,274	0.01
Indonesia 5.23% 15/11/2021 Reg S	ID	USD	1,103,523	1,148,227	0.01
Titan Global Finance 2.375% 16/11/2024	GB	EUR	952,554	1,109,141	0.01
CNAC HK Finbridge 2.00% 22/09/2025 Reg S	HK	USD	1,070,746	1,053,018	0.01
CNAC HK Finbridge 3.00% 22/09/2030 Reg S	HK	USD	1,070,746	1,051,107	0.01
LYB International Finance 3.375% 01/10/2040	US	USD	984,772	980,135	0.01
HeidelbergCement	DE	EUR	17,062	976,427	0.01
Ball 1.50% 15/03/2027	US	EUR	797,262	914,166	0.01
Chemours 6.625% 15/05/2023	US	USD	908,950	903,837	0.01
Metinvest 5.625% 17/06/2025 Reg S	NL	EUR	792,474	869,372	0.01
Freeport-McmoRan 4.625% 01/08/2030	US	USD	794,634	849,682	0.01
ARD Finance 6.50% 30/06/2027 144A	LU	USD	762,105	773,537	0.01
Thyssenkrupp 2.75% 08/03/2021 EMTN	DE	EUR	618,695	721,849	0.01
Sig Combib 2.125% 18/06/2025 Reg S	LU	EUR	578,129	689,150	0.01
Allegheny Technologies 5.875% 01/12/2027	US	USD	698,906	659,156	0.01
Inalum 6.53% 15/11/2028 Reg S	ID	USD	502,933	613,873	0.01
Starfruit Finco 8.00% 01/10/2026 144A	NL	USD	534,403	563,461	0.01
Canpack 3.125% 01/11/2025 144A	SU	USD	537,191	544,577	0.01
Chalco Hong Kong Invest. 4.25% VRN (Perpetual)	VG	USD	494,191	500,859	0.01
Braskem Netherlands Fin. 4.50% 10/01/2028 Reg S	NL	USD	454,683	438,437	0.00
Inalum 6.757% 15/11/2048 Reg S	ID	USD	317,106	409,037	0.00
China Minmetals 3.75% VRN (Perpetual)	CN	USD	378,879	386,255	0.00
Freeport-McMoRan 5.40% 14/11/2034	US	USD	312,277	358,143	0.00
ABJA Investment Pte 5.95% 31/07/2024	SG	USD	340,344	355,540	0.00
ABJA Investment 4.45% 24/07/2023	SG	USD	340,344	339,676	0.00
Consolidated Energy Fin. 6.875% 15/06/2025 144A	LU	USD	318,783	297,066	0.00
Air Products and Chemicals	US	USD	1,063	292,807	0.00
Packaging Corp of America (A)	US	USD	2,060	235,197	0.00
DS Smith 0.875% 12/09/2026 EMTN	GB	EUR	199,315	234,223	0.00
Mongolian Mining 0.386% (Perpetual)	KY	USD	520,802	221,456	0.00
International Paper	US	USD	5,048	219,735	0.00
Nucor	US	USD	4,497	212,604	0.00
Shin-Etsu Chemical	JP	JPY	864	115,401	0.00
Wheaton Precious Metals	CA	CAD	2,209	99,357	0.00
Kirkland Lake Gold	CA	CAD	1,630	74,071	0.00
Fortescue Metals Group	AU	AUD	5,262	64,261	0.00
Asahi Kasei	JP	JPY	6,281	54,434	0.00
Rio Tinto	GB	AUD	799	51,903	0.00
Petkim Petrokimya Holding 5.875% 26/01/2023 Reg S	TR	USD	52,413	51,623	0.00
CCL Industries	CA	CAD	1,263	48,291	0.00
Mitsubishi Chemical Holdings	JP	JPY	8,558	48,190	0.00
ENN Clean Energy Int'l Inv. 7.50% 27/02/2021	VG	USD	41,183	41,646	0.00
CNAC HK Finbridge 4.625% 14/03/2023	HK	USD	35,994	38,125	0.00
Sinochem Int'l Dev. 3.125% 25/07/2022	SG	USD	32,946	33,768	0.00
LafargeHolcim	CH	CHF	619	26,578	0.00
Voyage Bonds 3.375% 28/09/2022	VG	USD	22,650	23,345	0.00
Mongolian Mining	MN	HKD	357,331	19,916	0.00
Minmetals Bounteous Finance 4.75% 30/07/2025	VG	USD	16,473	18,541	0.00
Minmetals Bounteous Finance 4.20% 27/07/2026	VG	USD	16,473	18,389	0.00
CNAC HK Finbridge 3.875% 19/06/2029	HK	USD	16,473	17,351	0.00
Sinochem Overseas Capital 4.50% 12/11/2020 Reg S	VG	USD	16,473	16,490	0.00
				309,222,140	**3.13**

산업재

	국가 코드	CCY	주식 또는 명목	시가(USD)	% 순자산
Wolters Kluwer	NL	EUR	597,466	48,433,114	0.49
Schneider Electric	FR	EUR	376,879	45,752,423	0.46
RELX	GB	EUR	1,910,789	37,855,940	0.38
Sandvik	SE	SEK	903,261	16,105,892	0.16
Holding d'Infrastructures 2.50% 04/05/2027 EMTN	FR	EUR	9,965,248	12,644,198	0.13
Epiroc	SE	SEK	708,787	10,174,399	0.10
Siemens	DE	EUR	86,276	10,121,900	0.10
Delhi Int'l Airport 6.45% 04/06/2029 Reg S	IN	USD	9,394,796	9,495,320	0.10
Rolls-Royce 4.625% 16/02/2026 Reg S	GB	EUR	7,033,416	8,214,734	0.08
Indika Energy Capital Pte 5.875% 09/11/2024 Reg S	SG	USD	8,580,857	8,118,343	0.08
Delhi Int'l Airport 6.125% 31/10/2026 Reg S	IN	USD	7,892,331	8,048,725	0.08
TransDigm 5.50% 15/11/2027	US	USD	8,166,606	7,988,165	0.08
Autostrade per l'Italia 1.875% 26/09/2029 EMTN	IT	EUR	6,375,014	7,274,024	0.07
Hubbell (B)	US	USD	49,366	7,159,012	0.07
eHi Car Services 5.875% 14/08/2022	KY	USD	7,920,520	6,771,684	0.07
Getlink 3.50% 30/10/2025	FR	EUR	5,325,858	6,235,176	0.06
Per l'Italia 6.25% 09/06/2022 EMTN	IT	GBP	4,406,525	6,045,853	0.06
Mexico City Airport Trust 5.50% 31/07/2047 Reg S	MX	USD	6,670,840	5,721,913	0.06
Inter Consolidated Airlines 0.50% 04/07/2023	ES	EUR	5,958,226	5,692,346	0.06
Volvo Treasury 4.85% VRN 10/03/2078	SE	EUR	4,000,329	5,025,606	0.05
Embraer Netherlands Fin. 6.95% 17/01/2028 Reg S	NL	USD	4,946,479	4,998,147	0.05
DCC	IE	GBP	71,752	4,669,897	0.05
MTR 1.625% 19/08/2030 EMTN	HK	USD	4,772,976	4,664,571	0.05
Amedeo Air Four Plus	GB	GBP	10,193,855	4,291,830	0.04
SITC International Holdings	HK	HKD	2,565,805	3,962,187	0.04
Vinci	FR	EUR	49,389	3,902,426	0.04
Doric Nimrod Air Two Perpetual (Pref'd)	GB	GBP	4,049,613	3,829,632	0.04
DP World 5.625% 25/09/2048 Reg S	AE	USD	3,321,675	3,801,242	0.04
Paprec Holding 3.50% FRN 31/03/2025 Reg S	FR	EUR	3,275,288	3,545,405	0.04
Service Stream	AU	AUD	2,429,661	3,426,182	0.03
GMR Int'l Airport 4.25% 27/10/2027 Reg S	IN	USD	3,653,963	3,307,281	0.03
CMB International 1.875% 12/08/2025 EMTN	HK	USD	3,294,604	3,249,167	0.03
Holding d'Infrastructures 1.625% 18/09/2029 EMTN	FR	EUR	2,652,635	3,156,229	0.03
Rolls-Royce 5.75% 15/10/2027 144A	GB	USD	3,024,811	3,066,402	0.03
Per l'Italia 1.875% 04/11/2025 EMTN	IT	EUR	2,625,910	3,026,970	0.03
BOC Aviation 3.25% 29/04/2025 Reg S	SG	USD	2,833,359	2,962,413	0.03
Intrum 3.50% 15/07/2026 Reg S	SE	EUR	2,704,872	2,823,575	0.03
Autostrade per l'Italia 1.125% 04/11/2021 EMTN	IT	EUR	2,439,532	2,807,502	0.03
Wijaya Karya 7.70% 31/01/2021 Reg S	ID	IDR	42,615,856,367	2,805,062	0.03
Yunda Holdings 2.25% 19/08/2025 Reg S	VG	USD	2,814,827	2,798,190	0.03
CMB International 2.75% 12/08/2030 EMTN	HK	USD	2,851,891	2,778,209	0.03
TransDigm 7.50% 15/03/2027	US	USD	2,669,226	2,760,487	0.03
Intrum 3.00% 15/09/2027 Reg S	SE	EUR	2,680,956	2,722,903	0.03
CAR 8.875% 10/05/2022	KY	USD	3,130,160	2,703,640	0.03
Adani Ports& Special Econ. 4.00% 30/07/2027 Reg S	IN	USD	2,631,565	2,649,328	0.03
CSSC Capital 2015 3.00% 13/02/2030	VG	USD	2,672,747	2,603,292	0.03
GMR Int'l Airport 5.375% 10/04/2024 Reg S	IN	USD	2,528,005	2,499,293	0.03
Country Garden Services Holdings	CN	HKD	394,880	2,486,245	0.03
Honeywell International 2.50% 01/11/2026	US	USD	2,181,608	2,391,247	0.02
AA Bond 5.50% 31/07/2022 Reg S	GB	GBP	2,011,123	2,374,740	0.02
Allegion 3.50% 01/10/2029	IE	USD	2,143,334	2,351,031	0.02
3M 3.625% 14/09/2028 MTN	US	USD	1,990,239	2,297,247	0.02
Autostrade per l'Italia 1.75% 26/06/2026/ EMTN	IT	EUR	1,897,937	2,162,959	0.02
China Singyes Energy Hldgs 6.00% 19/12/2022 Reg S	BM	USD	2,352,437	2,146,525	0.02
United Rentals	US	USD	11,841	2,093,876	0.02
AVIX Intl. Finance 3.30% 23/09/2030 Reg S	VG	USD	2,059,127	2,006,804	0.02
Empresa de Ferrocarriles 3.068% 18/08/2050 Reg S	CL	USD	2,076,866	1,935,379	0.02
Boeing 5.04% 01/05/2027	US	USD	1,720,313	1,892,705	0.02
DP World 2.375% 25/09/2026 Reg S	AE	EUR	1,594,523	1,875,069	0.02
Pacific Basin Shipping	HK	HKD	12,810,743	1,870,477	0.02
Goodman HK Finance 3.00% 22/07/2030 EMTN	KY	USD	1,704,957	1,752,040	0.02
Intrum 3.125% 15/07/2024 Reg S	SE	EUR	1,581,634	1,742,611	0.02
Honeywell International 2.70% 15/08/2029	US	USD	1,578,795	1,741,502	0.02
CIMC Enric Holdings	HK	HKD	3,619,732	1,704,449	0.02
Mexico City Airport 5.50% 31/10/2046 Reg S	MX	USD	1,965,488	1,694,263	0.02
Schaeffler Finance 3.25% 15/05/2025 Reg S	NL	EUR	1,395,208	1,649,668	0.02
Fastenal	US	USD	37,525	1,619,182	0.02
Orano 4.875% 23/09/2024 EMTN	FR	EUR	1,188,712	1,529,978	0.02
AA Bond 2.75% 31/07/2023 EMTN	GB	GBP	1,195,893	1,499,635	0.02
Doric Nimrod Air Three (Pref'd)	GB	GBP	2,853,520	1,423,188	0.01
RELX	GB	GBP	69,206	1,369,442	0.01
WW Grainger	US	USD	3,897	1,360,375	0.01
Cargotec (B)	FI	EUR	39,442	1,354,646	0.01
CSSC Capital 2015 2.50% 13/02/2025	VG	USD	1,317,841	1,326,555	0.01
Mexico City Airport 3.875% 30/04/2028 Reg S	MX	USD	1,415,152	1,265,676	0.01
Hyundai Mipo Dockyard	KR	KRW	49,426	1,229,425	0.01
Nan Fung Treasury 3.625% 27/08/2030 EMTN	VG	USD	1,194,294	1,188,549	0.01
Adecco Group	CH	CHF	23,552	1,156,712	0.01
Koentec	KR	KRW	154,597	1,153,940	0.01
Neles	FI	EUR	85,446	1,144,314	0.01
Xylem 2.25% 30/01/2031	US	USD	1,073,114	1,123,590	0.01
Heathrow Funding 5.225% 15/02/2023 Reg S	GB	GBP	797,262	1,105,217	0.01
Marubeni 1.319% 18/09/2025 Reg S	JP	USD	1,070,746	1,065,140	0.01
Holding d'Infrastructures 1.625% 27/11/2027 EMTN	FR	EUR	876,988	1,056,089	0.01
BOC Aviation 2.625% 17/01/2025 GMTN	SG	USD	1,023,386	1,041,713	0.01
Ryanair 1.125% 15/08/2023 EMTN	IE	EUR	926,817	1,034,155	0.01
Per Aarsleff Holding (B)	DK	DKK	26,912	1,029,852	0.01
BOC Aviation 2.625% 17/09/2030 Reg S	SG	USD	1,029,564	1,001,847	0.01
Boeing 3.10% 01/05/2026	US	USD	976,569	987,979	0.01
Ashtead Capital 4.125% 15/08/2025 144A	US	USD	957,037	985,337	0.01
John Laing Group	GB	GBP	268,709	979,550	0.01
Eastern Creation 1.00% 10/09/2023 EMTN	VG	USD	982,204	976,587	0.01
Rheinmetall	DE	EUR	13,157	961,103	0.01
Illinois Tool Works 2.65% 15/11/2026	US	USD	861,161	952,153	0.01
Elis 2.875% 15/02/2026 EMTN	FR	EUR	792,474	931,859	0.01
BAE Systems	GB	GBP	169,749	873,011	0.01
Boeing 4.875% 01/05/2025	US	USD	797,262	867,759	0.01
National Express Group 2.375% 20/11/2028	GB	GBP	677,672	863,173	0.01
Easyjet 1.75% 09/02/2023 EMTN	GB	EUR	797,262	855,749	0.01
Southwest Airlines 5.125% 15/06/2027	US	USD	758,013	844,072	0.01
Ashtead Capital 4.375% 15/08/2027 144A	US	USD	797,262	837,125	0.01
General Electric 4.35% 01/05/2050	US	USD	782,114	834,859	0.01
Societe BIC	FR	EUR	17,388	832,605	0.01
Balfour Beatty	GB	GBP	298,406	825,713	0.01
Hochtief	DE	EUR	10,347	761,839	0.01
Rexel 2.625% 15/06/2024 EMTN	FR	EUR	633,980	738,318	0.01
Airbus 2.375% 09/06/2040 EMTN	NL	EUR	603,128	734,374	0.01

현재 투자종목 명세서서 2020년 10월 31일

	국가 코드	CCY	주식 또는 명목	시가(USD)	% 순자산
Rolls-Royce 5.75% 15/10/2027 Reg S	GB	GBP	564,457	733,444	0.01
RAC Bond 4.87% 06/05/2026 EMTN	GB	GBP	438,494	575,366	0.01
Howmet Aerospace 5.95% 01/02/2037	US	USD	498,156	543,613	0.01
Ryanair 2.875% 15/09/2025 EMTN	IE	EUR	458,425	533,666	0.01
Heathrow Funding 2.75% 13/10/2031 EMTN	GB	GBP	361,558	467,968	0.00
Babcock International Group	GB	GBP	165,096	464,532	0.00
Fly Leasing 5.25% 15/10/2024	BM	USD	511,168	428,487	0.00
Heathrow Funding 9.20% 29/03/2021 EMTN	GB	GBP	318,905	425,048	0.00
Intrum 2.75% 15/07/2022 Reg S	SE	EUR	319,457	371,628	0.00
Leonardo	IT	EUR	63,011	300,104	0.00
Union Pacific	US	USD	1,636	286,609	0.00
Honeywell International	US	USD	1,705	279,532	0.00
Nan Fung Treasury 5.00% 05/09/2028 EMTN	VG	USD	247,095	271,323	0.00
Kone	FI	EUR	3,400	270,691	0.00
3M	US	USD	1,619	256,309	0.00
Komatsu	JP	JPY	10,992	247,908	0.00
Mexico City Airport 4.25% 31/10/2026 Reg S	MX	USD	262,065	247,248	0.00
Cummins	US	USD	1,119	242,897	0.00
Illinois Tool Works	US	USD	1,176	229,734	0.00
CSX	US	USD	2,889	226,619	0.00
L3 Technologies 3.85% 15/12/2026	US	USD	199,315	225,251	0.00
Mitsubishi	JP	JPY	10,050	224,381	0.00
Lockheed Martin	US	USD	641	222,888	0.00
Mitsui	JP	JPY	14,133	221,450	0.00
Norfolk Southern	US	USD	1,035	213,782	0.00
Rockwell Automation	US	USD	896	210,829	0.00
International Consolidated Airlines	GB	GBP	161,122	201,295	0.00
Bouygues	FR	EUR	6,136	201,241	0.00
CH Robinson Worldwide	US	USD	2,284	201,022	0.00
Boeing 2.50% 01/03/2025	US	USD	195,314	194,308	0.00
Soechi Capital Pte 8.375% 31/01/2023 Reg S	SG	USD	303,248	185,728	0.00
Waste Management	US	USD	1,712	183,474	0.00
Emerson Electric	US	USD	2,778	178,983	0.00
Sumitomo	JP	JPY	15,704	171,865	0.00
Jasa Marga 7.50% 11/12/2020 Reg S	ID	IDR	2,497,309,636	168,492	0.00
Snap-on	US	USD	1,041	162,345	0.00
Dianjian Haiyu 3.50% VRN (Perpetual) EMTN	VG	USD	158,553	160,722	0.00
Experian	IE	GBP	3,289	120,029	0.00
Canadian National Railway	CA	CAD	1,129	112,221	0.00
Atlas Copco	SE	SEK	2,065	91,274	0.00
Legrand	FR	EUR	1,142	84,491	0.00
Canadian Pacific Railway	CA	CAD	266	78,985	0.00
IMI	GB	GBP	5,747	76,987	0.00
Epiroc (A)	SE	SEK	4,032	60,326	0.00
Schindler Holding	CH	CHF	211	54,057	0.00
VAT Group	CH	CHF	264	49,467	0.00
SGS	CH	CHF	20	49,082	0.00
Ritchie Bros Auctioneers	CA	CAD	806	49,063	0.00
Nan Fung Treasury 4.875% 29/05/2024 EMTN	VG	USD	41,183	44,422	0.00
Aurizon Holdings Ltd	AU	AUD	15,956	42,282	0.00
CMHI Finance BVI 5.00% 06/08/2028	VG	USD	22,650	26,637	0.00
Yangzhou Urban Construction 4.375% 19/12/2020	CN	USD	20,591	20,670	0.00
China Railway Xunjie 3.25% 28/07/2026	VG	USD	16,473	17,821	0.00
PSA Treasury 2.50% 12/04/2026 GMTN	SG	USD	16,473	17,583	0.00
Chengdu Communications Group 4.75% 13/12/2027	CN	USD	16,473	17,299	0.00
Jiaxing City Inv. & Dev. Group 4.40% 03/01/2021	CN	USD	16,473	16,539	0.00
BTS Group Holdings WTS 16/02/2021	TH	THB	566,196	8,516	0.00
				456,349,984	**4.62**

정보 기술

	국가 코드	CCY	주식 또는 명목	시가(USD)	% 순자산
Taiwan Semiconductor Manufacturing	TW	TWD	6,044,338	91,405,990	0.92
Samsung Electronics Perpetual (Pref'd)	KR	KRW	1,112,823	49,487,683	0.50
Cisco Systems	US	USD	1,123,575	40,032,982	0.41
Intel	US	USD	714,965	31,422,731	0.32
Tencent Holdings	CN	HKD	400,181	30,513,772	0.31
KLA-Tencor	US	USD	107,144	21,248,862	0.22
Network i2i 5.650% VRN (Perpetual) Reg S	MU	USD	20,610,712	20,693,155	0.21
Texas Instruments	US	USD	110,592	15,837,831	0.16
Orano 3.375% 23/04/2026 EMTN	FR	EUR	11,079,374	13,293,846	0.13
Samsung Electronics	KR	KRW	244,767	12,297,922	0.12
ams 2.125% 03/11/2027	AT	EUR	8,668,400	9,930,818	0.10
Oracle	US	USD	165,510	9,261,962	0.09
Orano 2.75% 08/03/2028 EMTN	FR	EUR	6,436,079	7,337,125	0.07
MediaTek	TW	TWD	281,535	6,701,709	0.07
Hon Hai Precision Industry	TW	TWD	2,025,587	5,498,640	0.06
Nexi 1.75% 24/04/2027	IT	EUR	4,128,429	5,438,735	0.06
PayPal Holdings 2.85% 01/10/2029	US	USD	4,304,481	4,704,213	0.05
Semiconductor Manu. Intl. 2.693% 27/02/2025	KY	USD	4,619,446	4,563,099	0.05
Lenovo Group 3.375% 24/01/2024	HK	USD	4,048,557	4,417,002	0.04
VMware 2.95% 21/08/2022	US	USD	3,923,067	4,074,529	0.04
Microsoft	US	USD	19,910	4,011,682	0.04
Oracle 3.25% 15/11/2027	US	USD	3,262,843	3,672,888	0.04
Taiwan Semiconductor Manufacturing ADR	TW	USD	40,176	3,352,653	0.03
NAVER	KR	KRW	12,771	3,270,699	0.03
Appen	AU	AUD	124,522	2,831,243	0.03
Sunny Optical Technology (H)	CN	HKD	152,742	2,538,319	0.03
Nokia 3.125% 15/05/2028 EMTN	FI	EUR	1,861,177	2,340,478	0.02
SUNeVision Holdings	HK	HKD	2,632,532	2,308,885	0.02
Apple	US	USD	20,181	2,197,061	0.02
Tsinghua Unic 4.75% 31/01/2021	VG	USD	3,380,784	2,176,377	0.02
Nokia 2.375% 15/05/2025 EMTN	FI	EUR	1,563,712	1,893,452	0.02
Edenred 1.375% 18/06/2029	FR	EUR	1,514,797	1,875,891	0.02
ams 0.00% 05/03/2025	AT	EUR	2,161,968	1,855,891	0.02
Advantech	TW	TWD	166,796	1,690,258	0.02
International Business Machines 3.30% 27/01/2027	US	USD	1,444,837	1,614,609	0.02
ASM Pacific Technology	HK	HKD	155,393	1,566,708	0.02
Tencent Holdings 1.81% 26/01/2026 Reg S	KY	USD	1,488,089	1,510,764	0.02
VMware 4.70% 15/05/2030	US	USD	1,262,899	1,492,617	0.02
Nokia 6.625% 15/05/2039	FI	USD	1,151,805	1,451,384	0.01
Capgemini	FR	EUR	12,461	1,439,285	0.01
Lenovo Group 3.421% 02/11/2030 Reg S	HK	USD	1,398,147	1,423,636	0.01
Tencent Holdings 2.39% 03/06/2030 Reg S	KY	USD	1,400,207	1,419,256	0.01
Amadeus IT Group 1.50% 09/04/2025	ES	EUR	1,015,632	1,398,911	0.01
SAP SE 0.375% 18/05/2029	DE	EUR	1,156,029	1,385,017	0.01
HTA Group 7.00% 18/12/2025	MU	USD	1,251,361	1,313,704	0.01
Siltronic	DE	EUR	13,268	1,256,092	0.01
Hewlett Packard Enterprise 2.25% 01/04/2023	US	USD	1,148,215	1,188,583	0.01
AT&S Austria Technologie & Systemtechnik	AT	EUR	64,730	1,174,953	0.01
Amdocs	US	USD	20,704	1,163,786	0.01
Software	DE	EUR	30,187	1,081,820	0.01
International Business Machines 7.00% 30/10/2025	US	USD	797,262	1,030,059	0.01
International Business Machines 3.50% 15/05/2029	US	USD	899,435	1,029,078	0.01
Hewlett Packard Enterprise 4.40% 15/10/2022	US	USD	947,277	1,009,869	0.01
Telefonaktiebolaget LM Ericsson 1.875% 01/03/2024	SE	EUR	792,474	969,506	0.01
Xiaomi Best Time Intl. 3.375% 29/04/2030 Reg S	HK	USD	926,607	966,760	0.01
VMware 4.65% 15/05/2027	US	USD	784,185	910,388	0.01
VMware 4.50% 15/05/2025	US	USD	780,474	884,347	0.01
SAP	DE	EUR	8,229	877,099	0.01
Spectris	GB	GBP	24,509	786,140	0.01
Hewlett Packard Enterprise 6.20% 15/10/2035	US	USD	597,946	746,970	0.01
Infineon Tech. 2.875% VRN (Perpetual) EMTN	DE	EUR	566,410	656,994	0.01
ASM International	NL	EUR	3,703	529,830	0.01
Nvidia	US	USD	1,046	517,813	0.01
Barco	BE	EUR	30,154	472,694	0.00
Visa	US	USD	2,391	431,120	0.00
ASML Holding	NL	EUR	1,164	423,260	0.00
MasterCard	US	USD	1,282	363,886	0.00
Lenovo Securities 5.375% VRN (Perpetual) EMTN	KY	USD	300,633	312,645	0.00
Qualcomm	US	USD	2,277	280,459	0.00
Broadcom	US	USD	729	252,941	0.00
Accenture	IE	USD	1,137	246,340	0.00
Tokyo Electron	JP	JPY	864	232,200	0.00
BE Semiconductor Industries	NL	EUR	4,910	198,429	0.00
Tsinghua Unic 6.50% 31/01/2028	VG	USD	524,130	196,309	0.00
Automatic Data Processing	US	USD	983	154,996	0.00
SUMCO	JP	JPY	10,129	154,529	0.00
Lam Research	US	USD	438	151,395	0.00
Applied Materials	US	USD	2,449	144,122	0.00
Analog Devices	US	USD	1,182	139,038	0.00
Skyworks Solutions	US	USD	943	132,849	0.00
Amphenol (A)	US	USD	1,186	132,623	0.00
NXP Semiconductors	NL	USD	970	130,026	0.00
Cognex	US	USD	1,809	119,288	0.00
Brother Industries	JP	JPY	7,695	118,925	0.00
Microchip Technology	US	USD	1,085	113,438	0.00
Paychex	US	USD	1,360	111,051	0.00
Motorola Solutions	US	USD	688	109,521	0.00
Universal Display	US	USD	531	104,213	0.00
International Business Machines	US	USD	923	102,407	0.00
HP	US	USD	5,725	101,671	0.00
Citrix Systems	US	USD	861	98,456	0.00
Jack Henry & Associates	US	USD	624	92,746	0.00
NetApp	US	USD	1,774	77,297	0.00
CDK Global	US	USD	1,783	76,158	0.00
Western Union	US	USD	3,627	69,742	0.00
Tencent Holdings 2.985% 19/01/2023 Reg S	KY	USD	61,774	64,361	0.00
Tencent Holdings 3.595% 19/01/2028 Reg S	KY	USD	41,183	45,072	0.00
SGSP Australia Assets 3.25% 29/07/2026 EMTN	AU	USD	16,473	18,038	0.00
Foxconn Far East 3.00% 23/09/2026 EMTN	KY	USD	16,473	17,764	0.00
				462,964,370	**4.68**

소비재

	국가 코드	CCY	주식 또는 명목	시가(USD)	% 순자산
Alibaba Group Holding	CN	HKD	614,989	23,366,947	0.24
Melco Resorts Finance 5.375% 04/12/2029 Reg S	KY	USD	23,194,071	22,374,765	0.23
Alibaba Group Holding ADR	CN	USD	62,729	19,047,729	0.19
Bridgestone	JP	JPY	552,084	17,997,698	0.18
SES SA . 5.625% VRN (Perpetual)	LU	EUR	14,378,961	17,893,219	0.18
VW Int'l Finance 4.625% VRN (Perpetual)	NL	EUR	13,281,092	16,401,524	0.17
Studio City Finance 6.50% 15/01/2028 Reg S	VG	USD	16,326,154	16,280,441	0.16
Volkswagen Int'l Finance 3.875% VRN (Perpetual)	NL	EUR	13,806,134	16,250,108	0.16

현재 투자종목 명세서서 2020년 10월 31일

	국가 코드	CCY	주식 또는 명목	시가(USD)	% 순자산
Volkswagen Int'l Finance 3.375% VRN (Perpetual)	NL	EUR	13,233,938	15,523,656	0.16
Fiat Chrysler Automobiles 4.50% 07/07/2028	NL	EUR	10,806,212	14,649,893	0.15
Informa	GB	GBP	2,607,003	14,116,870	0.14
Studio City Finance 7.25% 11/02/2024 Reg S	VG	USD	13,670,702	14,089,094	0.14
Fiat Chrysler Automobiles 3.875% 05/01/2026	NL	EUR	9,637,447	12,311,216	0.12
Faurecia 3.75% 15/06/2028	FR	EUR	10,313,106	12,206,256	0.12
Volkswagen Int'l Finance 3.50% VRN (Perpetual)	NL	EUR	9,065,033	10,675,479	0.11
Golden Eagle Retail Group 4.625% 21/05/2023 Reg S	KY	USD	8,740,778	8,806,334	0.09
IPD 3 4.50% 15/07/2022 Reg S	NL	EUR	6,695,889	7,254,980	0.07
Baoxin Auto Finance I 9.109% VRN (Perpetual)	VG	USD	9,799,612	7,055,696	0.07
Verisure Holdings 3.875% 15/07/2026 Reg S	SE	EUR	5,682,461	6,621,291	0.07
Persimmon	GB	GBP	218,427	6,609,976	0.07
UPC Holding 3.875% 15/06/2029 Reg S	NL	EUR	5,805,310	6,560,572	0.07
Studio City Finance 6.00% 15/07/2025 Reg S	VG	USD	6,272,770	6,311,975	0.06
Ford Motor 9.00% 22/04/2025	US	USD	5,183,693	6,113,725	0.06
JD.com	CN	HKD	145,475	5,914,766	0.06
Ford Motor 9.625% 22/04/2030	US	USD	4,310,296	5,793,490	0.06
Ford Motor 8.50% 21/04/2023	US	USD	5,223,175	5,789,342	0.06
MGM China Holdings 5.25% 18/06/2025 Reg S	KY	USD	5,654,271	5,709,117	0.06
Ziggo Bond 3.375% 28/02/2030 Reg S	NL	EUR	5,095,884	5,667,202	0.06
Volkswagen Int'l Finance 4.125% 16/11/2038	NL	EUR	3,261,740	5,280,365	0.05
Wynn Macau 5.50% 01/10/2027 Reg S	KY	USD	4,981,810	4,681,407	0.05
Altice Financing 3.00% 15/01/2028 Reg S	LU	EUR	4,348,098	4,626,029	0.05
Future Retail 5.60% 22/01/2025 Reg S	IN	USD	6,030,700	4,161,183	0.04
Li & Fung 5.25% (Perpetual) EMTN	BM	USD	5,382,692	3,969,738	0.04
Prosus 4.027% 03/08/2050 Reg S	NL	USD	3,776,802	3,873,490	0.04
Schaeffle 3.375% 12/10/2028 EMTN	DE	EUR	3,296,574	3,839,129	0.04
Lennar 5.875% 15/11/2024	US	USD	3,359,982	3,784,180	0.04
Shenzhou International Group Holdings	CN	HKD	215,904	3,752,323	0.04
Volvo Car 2.125% 02/04/2024 EMTN	SE	EUR	3,125,501	3,682,330	0.04
Arqiva Broadcast Finance 6.75% 30/09/2023	GB	GBP	2,747,549	3,669,829	0.04
Ziggo 4.25% 15/01/2027 Reg S	NL	EUR	2,995,964	3,599,472	0.04
Schaeffler 2.75% 12/10/2025 EMTN	DE	EUR	2,984,806	3,462,826	0.04
Galaxy Entertainment Group	HK	HKD	522,850	3,454,183	0.03
Hyundai Mobis	KR	KRW	16,881	3,380,470	0.03
Time Warner Cable 5.25% 15/07/2042	US	GBP	1,923,840	3,269,218	0.03
MGM China Holdings 5.875% 15/05/2026 Reg S	KY	USD	2,752,928	2,787,065	0.03
Sands China 5.40% 08/08/2028	KY	USD	2,450,362	2,669,742	0.03
American Honda Finance 2.30% 09/09/2026 GMTN	US	USD	2,382,545	2,543,669	0.03
Volkswagen Int'l Finance 3.75% VRN (Perpetual)	NL	EUR	2,102,889	2,470,220	0.02
Guangzhou Automobile Group (H)	CN	HKD	2,316,263	2,381,102	0.02
Meituan 2.125% 28/10/2025 Reg S	KY	USD	2,326,795	2,331,772	0.02
CPUK Finance 4.25% 28/02/2022 Reg S	GB	GBP	1,713,506	2,179,421	0.02
Meituan 3.05% 28/10/2030 Reg S	KY	USD	2,171,324	2,168,492	0.02
CPUK Finance 3.69% 28/02/2028	GB	GBP	1,594,523	2,127,564	0.02
Lowe's Cos	US	USD	12,698	1,998,633	0.02
SAIC Motor	CN	CNY	568,212	1,969,057	0.02
Toll Brothers Finance 3.80% 01/11/2029	US	USD	1,846,692	1,966,431	0.02
Pearson Funding 3.75% 04/06/2030	GB	GBP	1,409,189	1,963,683	0.02
Altice Finco 4.75% 15/01/2028 Reg S	LU	EUR	1,840,230	1,940,627	0.02
GKN Holdings 5.375% 19/09/2022 EMTN	GB	GBP	1,426,454	1,910,719	0.02
Service International 3.375% 15/08/2030	US	USD	1,858,793	1,886,656	0.02
Midea Group	CN	CNY	160,603	1,874,785	0.02
Virgin Media 5.00% 15/07/2028 144A	IE	USD	1,858,793	1,856,023	0.02
InterContinental Hotel Grp. 3.375% 08/10/2028 EMTN	GB	GBP	1,405,726	1,829,273	0.02
MGM Resorts International 6.75% 01/05/2025	US	USD	1,702,654	1,793,704	0.02
Pandora	DK	DKK	22,302	1,766,952	0.02
SAIC Motor (A)	CN	CNY	502,658	1,741,890	0.02
Las Vegas Sands 3.90% 08/08/2029	US	USD	1,729,667	1,728,607	0.02
GOHL Capital 4.25% 24/01/2027	GB	USD	1,746,140	1,727,631	0.02
Ziggo Bond 6.00% 15/01/2027 144A	NL	USD	1,566,962	1,632,775	0.02
Studio City Finance 6.50% 15/01/2028 144A	VG	USD	1,594,844	1,590,379	0.02
Resorts World Las Vegas 4.625% 16/04/2029 Reg S	US	USD	1,713,194	1,586,874	0.02
Jaguar Land Rover 5.875% 15/11/2024 Reg S	GB	EUR	1,471,463	1,583,036	0.02
Prosus 3.68% 21/01/2030 Reg S	NL	USD	1,445,322	1,576,068	0.02
Fiat Chrysler Automobiles 5.25% 15/04/2023	NL	USD	1,423,099	1,519,158	0.02
BMW	DE	EUR	21,224	1,451,011	0.01
Prosus 5.50% 21/07/2025 Reg S	NL	USD	1,171,883	1,349,043	0.01
Time Warner Cable 5.75% 02/06/2031	US	GBP	808,599	1,345,658	0.01
Pinnacle Bidco 6.375% 15/02/2025 Reg S	GB	GBP	1,162,600	1,344,842	0.01
Prosus 2.031% 03/08/2032 Reg S	NL	EUR	1,136,992	1,342,938	0.01
Nissan Motor 3.201% 17/09/2028 Reg S	JP	EUR	1,124,722	1,326,898	0.01
Informa 2.125% 06/10/2025 EMTN	GB	EUR	1,076,702	1,260,621	0.01
Caesars Entertainment	US	USD	28,347	1,249,801	0.01
Mitra Adiperkasa	ID	IDR	27,599,268	1,215,736	0.01
Sands China 5.125% 08/08/2025	KY	USD	1,120,165	1,208,765	0.01
UPCB Finance VII 3.625% 15/06/2029 Reg S	KY	EUR	1,010,749	1,180,611	0.01
JD.com 4.125% 14/01/2050	KY	USD	1,076,303	1,160,587	0.01
LHMC Finco 7.25% 02/10/2025 Reg S	LU	EUR	1,347,287	1,136,978	0.01
Hornbach Holding	DE	EUR	11,714	1,128,650	0.01
Toll Brothers Finance 4.875% 15/11/2025	US	USD	976,569	1,085,109	0.01
General Motors 6.80% 01/10/2027	US	USD	769,731	946,381	0.01
Cirsa Finance Int'l 3.625% FRN 30/09/2025 Reg S	LU	EUR	961,440	940,384	0.01
General Motors 6.125% 01/10/2025	US	USD	781,255	915,182	0.01
Home Depot 3.30% 15/04/2040	US	USD	797,262	907,749	0.01
Altice France Holding 4.00% 15/02/2028 Reg S	LU	EUR	863,646	906,628	0.01
Chanel Ceres 1.00% 31/07/2031	GB	EUR	749,426	899,043	0.01
Eutelsat	FR	EUR	83,417	839,095	0.01
Midea Group (A)	CN	CNY	68,738	802,412	0.01
D'ieteren	BE	EUR	15,814	793,151	0.01
Dana 5.625% 15/06/2028	US	USD	746,305	784,617	0.01
Bellway	GB	GBP	25,934	784,460	0.01
Cirsa Finance Intl. Sarl 4.75% 22/05/2025 Reg S	LU	EUR	783,614	769,251	0.01
Berkeley Group Holdings	GB	GBP	13,934	732,337	0.01
Sodexo	FR	EUR	10,818	694,442	0.01
Whitbread	GB	GBP	24,966	694,397	0.01
Sonic Automotive 6.125% 15/03/2027	US	USD	671,954	693,372	0.01
Altice Financing 5.00% 15/01/2028 144A	LU	USD	684,036	667,636	0.01
Greene King Finance 5.318% 15/09/2031	GB	GBP	470,126	658,734	0.01
Hilton Worldwide Finance 4.875% 01/04/2027	US	USD	638,495	647,115	0.01
Comcast	US	USD	14,998	634,550	0.01
Dufry One 1.00% 04/05/2023	NL	CHF	468,753	632,485	0.01
Toll Brothers Finance 4.375% 15/04/2023	US	USD	585,941	615,016	0.01
Activision Blizzard	US	USD	8,138	611,050	0.01
Kohl's 9.50% 15/05/2025	US	USD	498,289	598,296	0.01
Schaeffler 2.875% 26/03/2027 EMTN	DE	EUR	512,639	597,746	0.01
General Motors Financial 4.375% 25/09/2021	US	USD	576,176	594,068	0.01
Renault 3.125% 05/03/2021 EMTN	FR	EUR	498,257	586,067	0.01
Lennar 4.75% 29/11/2027	US	USD	479,691	549,845	0.01
MGM Resorts International 5.50% 15/04/2027	US	USD	532,172	538,034	0.01
Studio City Finance 6.00% 15/07/2025 144A	VG	USD	533,474	536,808	0.01
Sunny Express Enterprises 3.35% VRN (Perpetual)	VG	USD	506,545	514,125	0.01
Home Depot	US	USD	1,911	504,822	0.01
Ziggo 4.875% 15/01/2030 144A	NL	USD	484,215	502,374	0.01
Minor International 3.10% VRN (Perpetual)	TH	USD	467,422	470,339	0.00
SES	LU	EUR	57,768	461,295	0.00
PulteGroup 5.50% 01/03/2026	US	USD	390,628	449,954	0.00
Cable One	US	USD	261	448,224	0.00
Ziggo Bond 5.125% 28/02/2030 144A	NL	USD	378,264	389,139	0.00
Service International 5.125% 01/06/2029	US	USD	349,453	382,483	0.00
Charter Communications	US	USD	616	371,475	0.00
Nike	US	USD	3,006	361,374	0.00
Sirius XM Holdings	US	USD	62,405	358,517	0.00
Sands China 4.60% 08/08/2023	KY	USD	329,460	351,597	0.00
McDonald's	US	USD	1,606	340,325	0.00
Starbucks	US	USD	3,191	276,209	0.00
TRI Pointe Group 5.70% 15/06/2028	US	USD	241,643	268,828	0.00
LVMH Moet Hennessy Louis Vuitton	FR	EUR	566	265,295	0.00
eBay	US	USD	5,048	239,598	0.00
Haseko	JP	JPY	19,394	232,592	0.00
Best Buy	US	USD	2,049	226,859	0.00
Toll Brothers Finance 4.35% 15/02/2028	US	USD	195,314	215,052	0.00
Hanesbrands	US	USD	13,360	213,690	0.00
Isuzu Motors	JP	JPY	25,518	207,045	0.00
Nokian Renkaat	FI	EUR	6,414	197,206	0.00
Garmin	CH	USD	1,786	187,487	0.00
Yum! Brands	US	USD	1,874	175,239	0.00
Vivo Energy	GB	GBP	177,236	173,578	0.00
Genuine Parts Co	US	USD	1,785	160,980	0.00
Leggett & Platt	US	USD	3,568	148,636	0.00
Hasbro	US	USD	1,693	140,692	0.00
Sands China	CN	HKD	37,060	130,003	0.00
Elior Group	FR	EUR	30,007	113,128	0.00
Wyndham Destinations	US	USD	3,380	108,707	0.00
Kering	FR	EUR	156	94,387	0.00
Hermes International	FR	EUR	98	91,363	0.00
DISH Network	US	USD	3,150	79,557	0.00
Tiffany & Co	US	USD	418	54,641	0.00
PB International 7.625% 26/01/2022	NL	USD	82,365	53,537	0.00
Burberry Group	GB	GBP	2,361	41,474	0.00
Games Workshop Group	GB	GBP	302	40,504	0.00
Kia Motors 3.25% 21/04/2026 Reg S	KR	USD	24,710	26,604	0.00
JD.com 3.875% 29/04/2026	KY	USD	16,473	18,293	0.00
Alibaba Group Holding 3.125% 28/11/2021	KY	USD	16,473	16,873	0.00
Well Hope Development 3.875% VRN (Perpetual)	KY	USD	16,473	16,658	0.00
				499,459,898	**5.05**

소비재

Unilever	GB	GBP	1,100,302	62,774,029	0.64
Procter & Gamble	US	USD	324,693	44,343,321	0.45
Kimberly-Clark	US	USD	277,727	36,865,452	0.37
Tesco	GB	GBP	13,691,279	36,448,234	0.37
Colgate-Palmolive	US	USD	180,869	14,314,000	0.14
Unilever	GB	EUR	229,678	12,991,327	0.13
Swedish Match	SE	SEK	98,471	7,428,760	0.08
Coles Group	AU	AUD	562,824	7,019,143	0.07
Iceland Bondco 4.625% 15/03/2025 Reg S	GB	GBP	4,770,094	5,905,626	0.06
Nestle	CH	CHF	48,346	5,440,068	0.06
H&H 5.625% 24/10/2024	KY	USD	5,172,418	5,403,739	0.05

현재 투자종목 명세서서 2020년 10월 31일

	국가 코드	CCY	주식 또는 명목	시가(USD)	% 순자산
British American Tobacco	GB	GBP	162,813	5,163,240	0.05
Pernod Ricard	FR	EUR	19,934	3,214,280	0.03
KT&G	KR	KRW	44,804	3,200,384	0.03
Altria Group 2.20% 15/06/2027	US	EUR	2,460,953	3,124,634	0.03
Dairy Farm International Holdings	HK	USD	814,531	3,069,600	0.03
MHP Lux 6.95% 03/04/2026 Reg S	LU	USD	2,620,651	2,640,620	0.03
MHP Lux 6.25% 19/09/2029 Reg S	LU	USD	2,620,651	2,517,135	0.03
P&G 3.00% 25/03/2030	US	USD	1,913,691	2,201,567	0.02
Casino Guichard 4.561% 25/01/2023 EMTN	FR	EUR	1,946,057	2,148,082	0.02
Nongfu Spring	CN	HKD	462,887	2,118,889	0.02
SSMS Plantation Holdings 7.75% 23/01/2023	SG	USD	3,365,538	1,994,030	0.02
Philip Morris International 3.125% 02/03/2028	US	USD	1,731,890	1,912,276	0.02
BAT Capital 2.726% 25/03/2031	US	USD	1,646,886	1,629,589	0.02
JBS Investments 7.00% 15/01/2026 144A	AT	USD	1,472,164	1,570,593	0.02
Altria Group 5.80% 14/02/2039	US	USD	1,175,961	1,494,242	0.02
China Mengniu Dairy 2.50% 17/06/2030 Reg S	KY	USD	1,482,572	1,482,246	0.01
Koninklijke Ahold Delhaize	NL	EUR	42,718	1,174,043	0.01
PepsiCo	US	USD	8,383	1,113,559	0.01
Kroger 2.95% 01/11/2021	US	USD	1,017,127	1,041,071	0.01
BAT Capital 2.259% 25/03/2028	US	USD	980,475	980,507	0.01
Blackmores	AU	AUD	19,473	961,154	0.01
General Mills 3.70% 17/10/2023	US	USD	794,182	866,262	0.01
Scandinavian Tobacco Group	DK	DKK	53,895	762,143	0.01
Co-Operative Group 5.125% 17/05/2024	GB	GBP	496,089	675,273	0.01
Imperial Brands	GB	GBP	41,791	662,657	0.01
JBS Investments 5.75% 15/01/2028 144A	AT	USD	624,554	657,343	0.01
Diageo	GB	GBP	19,766	639,901	0.01
AB InBEV Worldwide 5.80% 23/01/2059	US	USD	430,862	605,120	0.01
Tate & Lyle	GB	GBP	75,730	583,915	0.01
Iceland Bondco 6.75% 15/07/2024 Reg S	GB	GBP	443,669	581,869	0.01
METRO	DE	EUR	55,561	545,035	0.01
Tingyi Cayman 1.625% 24/09/2025 Reg S	KY	USD	535,373	529,467	0.01
Leroy Seafood Group (A)	NO	NOK	111,471	524,166	0.01
CK Hutchison 3.375% 08/05/2050 Reg S	KY	USD	481,836	520,354	0.01
Austevoll Seafood	NO	NOK	73,038	497,474	0.01
Sonae SGPS	PT	EUR	786,493	462,733	0.00
Altria Group 4.80% 14/02/2029	US	USD	390,628	459,720	0.00
Coca-Cola	US	USD	6,506	311,115	0.00
Treehouse Foods 4.00% 01/09/2028	US	USD	274,172	275,029	0.00
Philip Morris International	US	USD	3,215	227,041	0.00
Clorox	US	USD	894	186,533	0.00
General Mills	US	USD	3,084	182,984	0.00
Altria Group	US	USD	4,788	174,140	0.00
Reckitt Benckiser Group	GB	GBP	1,700	149,746	0.00
Hershey	US	USD	971	133,316	0.00
Campbell Soup	US	USD	2,763	129,503	0.00
Kao	JP	JPY	1,727	123,071	0.00
Carlsberg (B)	DK	DKK	951	120,397	0.00
Treasury Wine Estates	AU	AUD	15,950	102,680	0.00
Kirin Holdings	JP	JPY	4,947	89,240	0.00
Asahi Group Holdings	JP	JPY	2,434	75,361	0.00
Wens Foodstuffs 3.258% 29/10/2030 Reg S	CN	USD	63,833	61,375	0.00
Blue Ocean Resources 8.00% 31/12/2021 Reg S	SG	USD	108,109	35,135	0.00
				295,635,538	**2.99**

건강

	국가 코드	CCY	주식 또는 명목	시가(USD)	% 순자산
Roche Holding	CH	CHF	155,466	50,012,087	0.51
Sanofi	FR	EUR	438,039	39,484,760	0.40
Novartis	CH	CHF	490,282	38,254,001	0.39
Pfizer	US	USD	943,343	33,092,469	0.33
Astellas Pharma	JP	JPY	1,271,353	17,440,475	0.18
GlaxoSmithKline	GB	GBP	994,738	16,646,565	0.17
CSL	AU	AUD	65,557	13,256,444	0.13
Novo Nordisk	DK	DKK	171,531	11,022,127	0.11
Johnson & Johnson	US	USD	57,395	7,815,545	0.08
Roche Holding (B)	CH	CHF	17,318	5,579,581	0.06
Merck 2.875% VRN 25/06/2079	DE	EUR	4,000,329	4,967,027	0.05
Merck KGaA 1.625% VRN 09/09/2080	DE	EUR	4,117,395	4,772,066	0.05
Thermo Fisher Scientific 4.497% 25/03/2030	US	USD	3,540,328	4,394,217	0.04
HCA 5.375% 01/09/2026	US	USD	3,762,196	4,234,822	0.04
Koninklijke Philips	NL	EUR	84,604	3,930,411	0.04
Humana 4.50% 01/04/2025	US	USD	3,348,959	3,836,647	0.04
Cigna 4.375% 15/10/2028	US	USD	3,186,296	3,773,873	0.04
Fisher & Paykel Healthcare (AU)	NZ	AUD	159,795	3,682,124	0.04
Tenet Healthcare 5.125% 01/05/2025	US	USD	3,164,595	3,135,955	0.03
Tenet Healthcare 6.75% 15/06/2023	US	USD	2,835,588	2,986,555	0.03
Eurofins Scientific 2.875% VRN (Perpetual)	LU	EUR	2,531,210	2,972,466	0.03
AbbVie 4.875% 14/11/2048	US	USD	2,291,507	2,908,949	0.03
HCA 5.25% 15/06/2026	US	USD	2,473,516	2,884,072	0.03
Bausch Health 4.50% 15/05/2023 Reg S	CA	EUR	2,377,423	2,746,772	0.03
Becton Dickinson 1.90% 15/12/2026	US	EUR	1,973,146	2,472,995	0.03
WuXi AppTec	CN	HKD	149,542	2,390,117	0.02
Hansoh Pharmaceutical Group	CN	HKD	524,678	2,347,727	0.02
Eurofins Scientific 3.25% VRN (Perpetual)	LU	EUR	1,925,476	2,209,626	0.02
Aetna 2.80% 15/06/2023	US	USD	2,083,802	2,190,216	0.02
Ramsay Health Care	AU	AUD	47,613	2,086,372	0.02
Hoya	JP	JPY	17,632	1,991,140	0.02
Cigna 3.40% 15/03/2050	US	USD	1,781,057	1,880,151	0.02
HCA 5.625% 01/09/2028	US	USD	1,484,246	1,730,223	0.02
Yestar International Holdings 6.90% 15/09/2021	KY	USD	4,052,023	1,590,676	0.02
Medtronic 1.375% 15/10/2040	LU	EUR	1,280,672	1,551,314	0.02
Philips 1.375% 30/03/2025 EMTN	NL	EUR	1,195,893	1,479,415	0.01
Tenet Healthcare 4.625% 15/07/2024	US	USD	1,358,777	1,383,507	0.01
Becton Dickinson 3.30% 01/03/2023	US	USD	1,303,719	1,365,436	0.01
Thermo Fisher Scientific 1.95% 24/07/2029	US	EUR	1,005,347	1,335,381	0.01
Becton Dickinson 3.125% 08/11/2021	US	USD	1,222,273	1,254,066	0.01
HCA 5.375% 01/02/2025	US	USD	1,128,287	1,252,664	0.01
AbbVie 2.90% 06/11/2022	US	USD	1,171,883	1,228,066	0.01
Cigna 2.40% 15/03/2030	US	USD	1,055,280	1,094,010	0.01
AbbVie 4.70% 14/05/2045	US	USD	800,786	973,518	0.01
Grifols 3.20% 01/05/2025 Reg S	ES	EUR	792,474	922,395	0.01
Bayer	DE	EUR	18,075	849,917	0.01
Centene 3.00% 15/10/2030	US	USD	803,928	835,846	0.01
Unitedhealth Group 2.90% 15/05/2050	US	USD	797,262	835,110	0.01
Smith & Nephew 2.032% 14/10/2030	GB	USD	826,763	821,897	0.01
Bayer 2.375% VRN 12/11/2079	DE	EUR	703,130	798,302	0.01
Merck (A)	DE	EUR	5,301	785,327	0.01
Cigna 4.90% 15/12/2048	US	USD	597,946	769,874	0.01
Aetna 4.75% 15/03/2044	US	USD	585,941	712,188	0.01
Fresenius Medical Care	DE	EUR	8,745	668,118	0.01
UCB	BE	EUR	6,672	658,399	0.01
Ipsen	FR	EUR	6,831	621,982	0.01
Eurofins Scientific 4.875% VRN (Perpetual)	LU	EUR	498,257	609,438	0.01
AbbVie 4.50% 14/05/2035	US	USD	478,519	579,571	0.01
Teva Pharmaceutical Fin. 1.875% 31/03/2027	NL	EUR	574,222	570,940	0.01
Smith & Nephew	GB	GBP	31,288	541,710	0.01
Fresenius SE & Co	DE	EUR	14,398	534,098	0.01
AbbVie 1.25% 18/11/2031	US	EUR	398,631	497,474	0.01
HCA 5.875% 01/02/2029	US	USD	407,076	481,043	0.00
Mylan 2.25% 22/11/2024	NL	EUR	363,870	454,561	0.00
Teva Pharmaceutical Finance 1.625% 15/10/2028	NL	EUR	473,636	447,663	0.00
Danaher	US	USD	1,818	414,902	0.00
Merck	US	USD	4,992	373,013	0.00
H Lundbeck	DK	DKK	12,248	345,049	0.00
AbbVie	US	USD	3,737	314,813	0.00
Amgen	US	USD	1,450	312,885	0.00
Bristol-Myers Squibb	US	USD	5,338	311,123	0.00
Medtronic	IE	USD	3,003	300,360	0.00
Zoetis	US	USD	1,828	289,666	0.00
Agilent Technologies	US	USD	2,457	250,104	0.00
Bio-Techne	US	USD	916	234,848	0.00
Gilead Sciences	US	USD	4,062	233,995	0.00
ResMed	US	USD	1,211	230,501	0.00
Encompass Health 5.75% 15/09/2025	US	USD	208,185	215,471	0.00
Chemed	US	USD	384	184,872	0.00
Cerner	US	USD	2,619	184,190	0.00
Ono Pharmaceutical	JP	JPY	5,889	168,059	0.00
CVS Health	US	USD	2,674	149,798	0.00
Coloplast	DK	DKK	920	134,351	0.00
Recordati	IT	EUR	2,498	129,461	0.00
Shionogi	JP	JPY	2,513	118,588	0.00
Orion	FI	EUR	2,576	110,300	0.00
Tenet Healthcare 6.875% 15/11/2031	US	USD	102,234	102,086	0.00
				336,740,918	**3.41**

금융

	국가 코드	CCY	주식 또는 명목	시가(USD)	% 순자산
Hicl Infrastructure	GB	GBP	35,779,168	81,483,517	0.82
Deutsche Boerse	DE	EUR	311,536	45,859,337	0.46
BlackRock	US	USD	67,349	39,873,882	0.40
Zurich Insurance Group	CH	CHF	100,587	33,373,604	0.34
Admiral Group	GB	GBP	876,522	31,225,972	0.32
Allianz	DE	EUR	170,804	30,060,287	0.30
CME Group	US	USD	196,502	29,298,407	0.30
Muenchener Rueckversicherungs-Gesellschaft	DE	EUR	115,071	26,920,057	0.27
Credit Agricole 7.50% VRN (Perpetual)	FR	GBP	16,001,316	23,454,217	0.24
Progressive	US	USD	252,965	23,050,178	0.23
UBS Group 6.875% VRN (Perpetual)	CH	USD	20,401,678	22,576,088	0.23
Lloyds Banking Group 7.50% VRN (perpetual)	GB	USD	20,001,645	21,221,145	0.21
Credit Suisse Group 6.375% VRN (Perpetual) 144A	CH	USD	19,201,579	20,633,729	0.21
Commerzbank 6.125% VRN (Perpetual)	DE	EUR	17,499,670	19,955,969	0.20
Fortune Star 6.85% 02/07/2024	VG	USD	18,577,423	19,469,995	0.20
Bankia 6.00% VRN (Perpetual)	ES	EUR	16,267,053	18,537,357	0.19
Nationwide Building Society 5.875% VRN (Perpetual)	GB	GBP	13,601,118	18,186,355	0.18
ING Groep 6.75% VRN (Perpetual)	NL	USD	16,721,375	17,770,190	0.18
RSA Insurance Group	GB	GBP	3,130,621	17,179,365	0.17
Kreditanstalt 2.125% 15/06/2022	DE	USD	15,625,100	16,109,606	0.16
Bank of Ireland Group 7.50% VRN (Perpetual) Reg S	IE	EUR	12,455,905	15,328,038	0.16
US Bancorp	US	USD	387,549	14,819,864	0.15
Banco Comercial Portugues 9.25% VRN (Perpetual)	PT	EUR	14,616,579	14,786,609	0.15
CNRMA Groupama 6.375% VRN (Perpetual)	FR	EUR	11,200,921	14,544,022	0.15

현재 투자종목 명세서서 2020년 10월 31일

	국가 코드	CCY	주식 또는 명목	시가(USD)	% 순자산
AIA Group	HK	HKD	1,505,767	14,332,391	0.15
UBS Group 7.00% VRN (Perpetual)	CH	USD	12,801,053	14,313,177	0.14
Barclays 7.125% VRN (Perpetual)	GB	GBP	10,505,664	14,307,052	0.14
ING Groep 5.75% VRN (Perpetual)	NL	USD	13,601,118	14,182,090	0.14
Barclays 6.125% VRN (Perpetual)	GB	USD	13,000,269	13,258,809	0.13
Phoenix Group Holdings 5.625% 28/04/2031 EMTN	GB	GBP	8,811,125	13,081,052	0.13
AIB Group 5.25% VRN (Perpetual)	IE	EUR	11,338,532	12,632,021	0.13
Credit Suisse Group 6.25% VRN (Perpetual) 144A	CH	USD	11,560,951	12,349,858	0.12
Banco Santander 4.375% VRN (Perpetual)	ES	EUR	12,000,987	12,204,306	0.12
Ally Financial 8.00% 01/11/2031 (A)	US	USD	8,658,654	11,972,644	0.12
IBRD 0.50% 28/10/2025	SU	USD	11,718,825	11,696,541	0.12
Prudentia 5.625% VRN 20/10/2051 Reg S	GB	GBP	7,598,225	11,283,366	0.11
Shriram Transport Finance 5.95% 24/10/2022 Reg S	IN	USD	11,505,549	11,224,846	0.11
Nationwide Building Society 5.75% VRN (Perpetual)	GB	GBP	8,000,658	10,727,260	0.11
ASR Nederland 5.125% VRN 29/09/2045	NL	EUR	8,000,658	10,719,677	0.11
Rabobank 6.625% VRN (Perpetual)	NL	EUR	8,800,724	10,558,985	0.11
Banco Santander 7.50% VRN (Perpetual)	ES	USD	10,080,829	10,501,310	0.11
CNRMA Groupama 6.00% 23/01/2027	FR	EUR	7,200,592	10,207,519	0.10
Commonwealth Bank of Australia	AU	AUD	205,713	9,980,849	0.10
NN Group 4.625% VRN 13/01/2048 EMTN	NL	EUR	7,200,592	9,820,722	0.10
TMB Bank 4.90% VRN (Perpetual) EMTN	TH	USD	9,902,623	9,382,735	0.09
Shinhan Financial Group 5.875% VRN (Perpetual)	KR	USD	8,572,026	9,268,277	0.09
3i Group	GB	GBP	739,732	9,209,122	0.09
Banco Santander 6.25% VRN (Perpetual)	ES	EUR	8,000,658	9,166,221	0.09
Real Estate Credit Investments	GB	GBP	5,532,050	8,886,453	0.09
China Construction Bank (H)	CN	HKD	12,852,791	8,862,744	0.09
ABN AMRO Bank 4.375% VRN (Perpetual)	NL	EUR	7,280,599	8,457,052	0.09
Bank of East Asia 5.625% VRN (Perpetual)	HK	USD	8,230,855	8,323,453	0.08
Hannover Rueck	DE	EUR	55,588	8,075,960	0.08
St James's Place	GB	GBP	690,464	8,042,993	0.08
Intesa Sanpaolo 5.875% VRN (Perpetual) EMTN	IT	EUR	6,953,441	7,900,669	0.08
Industrial & Commercial Bank of China (H)	CN	HKD	13,538,346	7,691,255	0.08
Prudential 6.340% VRN 19/12/2063 EMTN	GB	GBP	4,797,591	7,593,737	0.08
Ping An Insurance Group (H)	CN	HKD	734,915	7,584,763	0.08
Vivion Investments 3.00% 08/08/2024	LU	EUR	7,280,748	7,551,149	0.08
Sampo 2.50% VRN 03/09/2052 EMTN	FI	EUR	6,311,769	7,505,038	0.08
KfW 0.375% 18/07/2025	DE	USD	7,539,111	7,504,306	0.08
NN Group	NL	EUR	214,645	7,487,152	0.08
Society of Lloyd's 4.75% 30/10/2024	GB	GBP	5,153,269	7,296,953	0.07
AXA	FR	EUR	453,433	7,290,153	0.07
Tryg	DK	DKK	260,674	7,233,745	0.07
Ally Financial 8.00% 01/11/2031	US	USD	5,216,702	7,123,730	0.07
Banco Santander 5.25% VRN (Perpetual)	ES	EUR	6,400,526	7,121,341	0.07
Legal & General Group	GB	GBP	2,971,606	7,114,000	0.07
Smurfit Kappa Treasury 1.50% 15/09/2027	IE	EUR	6,119,201	7,096,302	0.07
Danske Bank 5.875% VRN (Perpetual) EMTN	DK	EUR	5,920,487	7,061,676	0.07
Bankia 6.375% VRN (Perpetual)	ES	EUR	6,023,357	7,039,441	0.07
Singapore Exchange	SG	SGD	1,099,682	6,980,479	0.07
Bangkok Bank 5.00% VRN (Perpetual) Reg S	TH	USD	6,930,470	6,954,650	0.07
AIB Group 2.875% VRN 30/05/2031 EMTN	IE	EUR	5,821,551	6,835,351	0.07
UniCredit 7.50% VRN (Perpetual)	IT	EUR	5,408,763	6,793,782	0.07
Yes Bank Ifsc Banking UB 3.75% 06/02/2023 EMTN	IN	USD	6,914,071	6,714,263	0.07
Barclays 7.25% VRN (Perpetual)	GB	GBP	4,920,405	6,572,642	0.07
Barclays 4.61% VRN 15/02/2023	GB	USD	6,217,368	6,514,001	0.07
Kasikornbank PCL 3.343% VRN 02/10/2031 EMTN	TH	USD	6,267,529	6,149,511	0.06
Natwest Group 7.648% VRN (Perpetual)	GB	USD	4,000,329	6,149,386	0.06
Bank of East Asia 5.50% VRN (Perpetual) EMTN	HK	USD	6,087,852	6,086,323	0.06
AIB Group 6.25% VRN (Perpetual)	IE	EUR	5,106,615	6,001,520	0.06
Mongolian Mortgage 9.75% 29/01/2022 Reg S	MN	USD	6,017,319	5,987,786	0.06
Credit Agricole 8.125% VRN (Perpetual) Reg S	FR	USD	5,000,411	5,883,984	0.06
Intertrust Group 3.375% 15/11/2025 Reg S	NL	EUR	4,897,889	5,727,826	0.06
Fortune Star 6.75% 02/07/2023	VG	USD	5,480,914	5,675,743	0.06
Grupo Aval 4.375% 04/02/2030 Reg S	KY	USD	5,765,432	5,621,296	0.06
Banorte 8.375% VRN (Perpetual) Reg S	MX	USD	5,210,078	5,537,063	0.06
Power Finance 6.15% 06/12/2028 Reg S	IN	USD	4,848,204	5,505,036	0.06
Banorte 7.625% VRN (Perpetual) Reg S	MX	USD	5,324,525	5,324,525	0.05
Vedanta Resources Fin. II 9.25% 23/04/2026 Reg S	GB	USD	8,461,573	5,313,868	0.05
ICBCIL Finance 1.75% 25/08/2025 EMTN	HK	USD	5,300,953	5,275,281	0.05
Sampo	FI	EUR	139,424	5,262,907	0.05
Morgan Stanley 2.75% 19/05/2022	US	USD	5,019,759	5,202,732	0.05
DNB	NO	NOK	373,459	5,040,366	0.05
Barclays 5.875% VRN (Perpetual)	GB	GBP	4,000,329	5,029,998	0.05
ASR Nederland 3.375% VRN 02/05/2049	NL	EUR	4,000,329	4,994,356	0.05
Zurich Finance UK 6.625% VRN (Perpetual) EMTN	GB	GBP	3,440,283	4,909,487	0.05
United Overseas Bank	SG	SGD	344,880	4,812,480	0.05
Chong HING Bank 5.70% VRN (Perpetual) EMTN	HK	USD	4,805,694	4,790,823	0.05
ANZ 6.75% VRN (Perpetual) Reg S	AU	USD	3,966,699	4,502,184	0.05
Gesellschaft 1.250% VRN 26/05/2041 Reg S	DE	EUR	3,876,814	4,446,664	0.04
Vedanta Resources Fin. II 8.00% 23/04/2023 Reg S	GB	USD	6,780,705	4,254,892	0.04
Banque Centrale de Tunisie 5.75% 30/01/2025 Reg S	TN	USD	4,867,859	4,128,228	0.04
Mega Financial Holding	TW	TWD	4,268,724	4,118,943	0.04
Bank of East Asia 5.825% VRN (Perpetual) EMTN	HK	USD	3,920,322	4,025,779	0.04
RKP Overseas Finance 2016 7.950% (Perpetual)	VG	USD	4,110,192	3,995,234	0.04
China Great Wall 2.375% 18/08/2030 Reg S	VG	USD	4,170,557	3,994,992	0.04
Alfa Bond Issuance 6.75% 30/01/2025	IE	RUB	313,699,117	3,981,148	0.04
TBC Bank 10.775% VRN (Perpetual) Reg S	GE	USD	3,879,188	3,908,282	0.04
Fortune Star 5.25% 23/03/2022	VG	USD	3,877,918	3,897,270	0.04
Sumitomo Mitsui Fin. Group 2.142% 23/09/2030	JP	USD	3,807,548	3,742,634	0.04
MDGH 3.95% 21/05/2050 GMTN	NL	USD	3,236,504	3,728,812	0.04
JSC Georgia Capital 6.125% 09/03/2024 Reg S	GE	USD	3,773,737	3,698,263	0.04
Mitsubishi UFJ Financial Group 3.195% 18/07/2029	JP	USD	3,348,959	3,690,384	0.04
Inter-American Dev. Bank 0.625% 15/07/2025	SU	USD	3,632,836	3,647,681	0.04
Sumitomo Mitsui Fin. Group 3.202% 17/09/2029	JP	USD	3,377,665	3,644,117	0.04
TBC Bank 5.75% 19/06/2024 Reg S	GE	USD	3,588,810	3,638,156	0.04
Jerrold Finco 4.875% 15/01/2026 Reg S	GB	GBP	3,022,760	3,618,032	0.04
Raiffeisen Bank Intl. 6.125% VRN (Perpetual)	AT	EUR	3,200,263	3,607,772	0.04
Marsh & McLennan 4.375% 15/03/2029	US	USD	2,956,653	3,559,475	0.04
Cabot Financial 6.375% FRN 14/06/2024 Reg S	LU	EUR	2,984,727	3,518,980	0.04
Banco Mercantil 7.50% VRN (Perpetual) Reg S	MX	USD	3,524,776	3,518,572	0.04
Fortune Star 5.95% 19/10/2025	VG	USD	3,482,511	3,501,245	0.04
Standard Chartered 2.744% VRN 10/09/2022 144A	GB	USD	3,320,254	3,371,174	0.03
Westfield Stratford City Fin 1.642% 04/08/2026	GB	GBP	2,580,337	3,367,959	0.03
Jerrold Finco 6.125% 15/01/2024 Reg S	GB	GBP	2,657,372	3,305,619	0.03
Bank Rakyat Indonesia Persero	ID	IDR	14,500,591	3,279,230	0.03
Santander UK Group Hldgs 7.375% VRN (Perpetual)	GB	GBP	2,400,197	3,229,477	0.03
Turkiye Is Bankasi 7.75% VRN 22/01/2030	TR	USD	3,495,948	3,211,099	0.03
Chubb INA Holdings 3.35% 03/05/2026	US	USD	2,841,831	3,209,833	0.03
American Express Credit 3.30% 03/05/2027 MTN	US	USD	2,822,694	3,186,066	0.03
AIA Group 3.20% 16/09/2040 Reg S	HK	USD	3,073,500	3,166,565	0.03
Tuspark Forward 7.95% 15/08/2021	VG	USD	5,613,471	3,143,556	0.03
Garfunkelux Holdco 3 7.50% 01/08/2022 Reg S	LU	EUR	2,677,302	3,117,943	0.03
International Personal Fin. 5.75% 07/04/2021 EMTN	GB	EUR	2,941,451	3,109,946	0.03
Emirates 6.125% VRN (Perpetual)	AE	USD	2,928,577	3,056,747	0.03
Westpac Banking	AU	AUD	240,547	3,051,880	0.03
Santander UK 4.00% 13/03/2024	GB	USD	2,736,578	3,027,439	0.03
GTLK Europe 4.80% 26/02/2028 Reg S	IE	USD	3,066,162	3,011,737	0.03
Mexarrend SAPI 10.25% 24/07/2024 Reg S	MX	USD	3,930,977	2,992,495	0.03
Huarong Finance 2019 3.375% 24/02/2030 EMTN	VG	USD	3,000,219	2,991,625	0.03
Goldman Sachs Group 2.60% 07/02/2030	US	USD	2,822,694	2,982,208	0.03
China International Capital (H)	CN	HKD	1,250,818	2,923,696	0.03
FCE Bank 1.615% 11/05/2023 EMTN	GB	EUR	2,503,566	2,846,558	0.03
Huarong Finance 2019 4.50% 29/05/2029 EMTN	VG	USD	2,629,506	2,845,922	0.03
Svenska 4.75% Handelsbanken VRN (Perpetual)	SE	USD	2,720,224	2,813,731	0.03
FCE Bank 2.727% 03/06/2022 EMTN	GB	GBP	2,150,048	2,763,171	0.03
Lloyds Bank 7.625% 22/04/2025 EMTN	GB	GBP	1,594,523	2,616,065	0.03
European Investment Bank 0.625% 21/10/2027	SU	USD	2,616,228	2,596,150	0.03
Huarong Finance 2019 3.75% 29/05/2024 EMTN	VG	USD	2,470,953	2,583,262	0.03
Arthur J Gallagher	US	USD	24,867	2,565,005	0.03
China Cinda Finance 4.75% 08/02/2028 EMTN	VG	USD	2,223,858	2,555,638	0.03
State Street 2.65% 19/05/2026	US	USD	2,334,703	2,552,073	0.03
Phoenix Group Holdings 5.625% VRN (Perpetual)	GB	USD	2,566,611	2,538,632	0.03
Intercontinental Exchange 0.70% 15/06/2023	US	USD	2,514,665	2,530,087	0.03
Banco Santander 3.306% 27/06/2029	ES	USD	2,296,429	2,508,588	0.03
Ford Motor Credit 5.125% 16/06/2025	US	USD	2,378,325	2,481,878	0.03
Garfunkelux Holdco 3.50% FRN 01/09/2023 Reg S	LU	EUR	2,112,840	2,459,608	0.02
Philippine National Bank 3.28% 27/09/2024 EMTN	PH	USD	2,330,932	2,451,739	0.02
Natwest Group 4.445% VRN 08/05/2030	GB	USD	2,095,492	2,418,084	0.02
PNC Group 2.55% 22/01/2030	US	USD	2,229,450	2,401,927	0.02
Akbank T.A.S. 7.20% VRN 16/03/2027 Reg S	TR	USD	2,620,651	2,400,726	0.02
Shriram Transport Finance 5.70% 27/02/2022 EMTN	IN	USD	2,420,171	2,377,753	0.02
UniCredit 9.25% VRN (Perpetual)	IT	EUR	1,884,575	2,360,976	0.02
Banca Monte 10.50% 23/07/2029 EMTN	IT	EUR	2,009,637	2,360,180	0.02
James Hardie Int'l Fin 3.625% 01/10/2026 Reg S	IE	EUR	1,968,116	2,346,466	0.02
Tuspark Forward 6.95% 18/06/2022	VG	USD	5,238,742	2,344,259	0.02
Aviva 4.00% VRN 03/06/2055	GB	GBP	1,690,539	2,316,793	0.02
UniCredit 3.875% VRN (Perpetual) EMTN	IT	EUR	2,540,780	2,303,355	0.02
LeasePlan 7.375% VRN (Perpetual)	NL	EUR	1,937,058	2,296,827	0.02
Wellcome Trust 1.125% 21/01/2027	GB	EUR	1,793,839	2,251,911	0.02
Standard Chartered 1.354% FRN 14/10/2023 144A	GB	USD	2,226,577	2,241,055	0.02
Fondo Mivivienda 7.00% 14/02/2024 Reg S	PE	PEN	7,083,528	2,206,957	0.02
Bank of Ireland 10.00% 19/12/2022 EMTN	IE	EUR	1,544,597	2,121,632	0.02
Bank of East Asia 5.875% VRN (Perpetual)	HK	USD	2,087,630	2,121,240	0.02
Ally Financial 5.75% 20/11/2025	US	USD	1,859,722	2,118,522	0.02
Lloyds Banking Group 4.55% 16/08/2028	GB	USD	1,789,301	2,115,026	0.02
HSBC Holdings 7.00% 07/04/2038 EMTN	GB	GBP	1,116,166	2,114,784	0.02
Lloyds Bank 13.00% VRN (Perpetual) EMTN	GB	GBP	927,423	2,107,444	0.02
Toyota Motor Credit 2.15% 13/02/2030 MTN	US	USD	1,993,154	2,095,446	0.02
Unigroup International Holdings 6.00% 10/12/2020	VG	USD	2,441,446	2,078,280	0.02
Alfa Bond Issuance 8.00% VRN (Perpetual)	IE	USD	1,965,488	2,004,700	0.02
Uzbek Industrial Bank 5.75% 02/12/2024	UZ	USD	1,932,730	1,988,296	0.02
Wealth Driven 5.50% 17/08/2023	VG	USD	1,961,647	1,977,863	0.02
Union Bank 2.125% 22/10/2025 EMTN	PH	USD	1,966,467	1,965,997	0.02
Ally Financial 3.05% 05/06/2023	US	USD	1,875,417	1,961,948	0.02
Ford Motor Credit 5.596% 07/01/2022	US	USD	1,903,404	1,953,844	0.02
CommBank Aus. 1.936% VRN 03/10/2029 EMTN	AU	EUR	1,594,523	1,926,852	0.02
Minejesa Capital 5.625% 10/08/2037 Reg S	NL	USD	1,832,623	1,904,636	0.02
Credivalores-Crediservicios 8.875% 07/02/2025 Reg S	CO	USD	2,620,651	1,893,420	0.02
Sovcombank 7.75% VRN (Perpetual) Reg S	IE	USD	1,965,488	1,886,869	0.02
Affiliated Managers 3.30% 15/06/2030	US	USD	1,757,824	1,868,121	0.02

현재 투자종목 명세서서 2020년 10월 31일

	국가 코드	CCY	주식 또는 명목	시가(USD)	% 순자산
FCA Bank Ireland 0.50% 13/09/2024 EMTN	IT	EUR	1,594,523	1,866,094	0.02
Ally Financial 3.875% 21/05/2024	US	USD	1,722,322	1,853,586	0.02
Inventive Global 1.65% 03/09/2025 EMTN	VG	USD	1,853,215	1,829,330	0.02
KBC Group 0.50% VRN 03/12/2029 EMTN	BE	EUR	1,594,523	1,819,119	0.02
Banco De Sabadell 1.75% 10/05/2024 EMTN	ES	EUR	1,561,206	1,795,365	0.02
General Electric 6.75% 15/03/2032	US	USD	1,352,548	1,742,547	0.02
Eximbank Turkey 8.25% 24/01/2024 Reg S	TR	USD	1,709,975	1,736,137	0.02
ING Groep 4.55% 02/10/2028	NL	USD	1,435,268	1,725,142	0.02
Ford Motor Credit 0.249% FRN 15/11/2023 EMTN	US	EUR	1,563,346	1,687,646	0.02
Unifin Financiera 7.00% 15/01/2025 Reg S	MX	USD	2,096,521	1,683,768	0.02
Yapi ve Kredi Bankasi 6.10% 16/03/2023 Reg S	TR	USD	1,660,857	1,626,707	0.02
Rizal Commercial Banking 3.00% 11/09/2024 EMTN	PH	USD	1,571,114	1,620,380	0.02
Roadster Finance DAC 1.625% 09/12/2024 EMTN	IE	EUR	1,395,208	1,618,962	0.02
Banorte 6.75% VRN (Perpetual) Reg S	MX	USD	1,600,132	1,612,133	0.02
CDBL Funding 3.50% 24/10/2027 EMTN	KY	USD	1,484,631	1,587,912	0.02
State Street 2.40% 24/01/2030	US	USD	1,435,268	1,562,950	0.02
Fortune Star 5.95% 29/01/2023	VG	USD	1,510,845	1,538,114	0.02
MDGH - GMTN 2.50% 07/11/2024 Reg S	NL	USD	1,460,947	1,532,748	0.02
Bank Of East Asia 4.00% VRN 29/05/2030 EMTN	HK	USD	1,482,572	1,523,906	0.02
Power Finance 3.25% 16/09/2024	IN	USD	1,489,128	1,522,079	0.02
MDGH - GMTN 2.875% 07/11/2029 Reg S	NL	USD	1,396,493	1,489,996	0.02
AerCap Global Aviation Trust 4.625% 15/10/2027	IE	USD	1,482,431	1,471,221	0.01
Ford Motor Credit 3.087% 09/01/2023	US	USD	1,439,635	1,427,938	0.01
Ford Motor Credit 5.875% 02/08/2021	US	USD	1,396,883	1,427,880	0.01
Pearl Holding III 9.50% 11/12/2022 Reg S	KY	USD	5,792,423	1,419,148	0.01
Citigroup 5.875% 30/01/2042	US	USD	966,803	1,411,013	0.01
UniCredit 2.731% VRN 15/01/2032	IT	EUR	1,295,469	1,403,835	0.01
Goldman Sachs Group 3.80% 15/03/2030	US	USD	1,195,893	1,384,478	0.01
Nationwide Bldg. Soc. 3.90% 21/07/2025 144A	GB	USD	1,215,194	1,371,993	0.01
HSBC Holdings 4.30% 08/03/2026	GB	USD	1,205,625	1,370,940	0.01
Marsh & McLennan 3.50% 29/12/2020	US	USD	1,362,313	1,369,270	0.01
PNC Group 3.50% 23/01/2024	US	USD	1,243,899	1,354,535	0.01
Mitsubishi UFJ Financial Group 3.677% 22/02/2027	JP	USD	1,195,893	1,349,662	0.01
Willis Towers Watson	GB	USD	7,357	1,324,999	0.01
Rizal Commercial Banking 4.125% 16/03/2023 EMTN	PH	USD	1,235,476	1,300,199	0.01
Banco de Sabadell 5.625% 06/05/2026 EMTN	ES	EUR	1,046,340	1,292,402	0.01
HSBC Holdings 2.357% VRN 18/08/2031	GB	USD	1,293,954	1,287,389	0.01
Minejesa Capital 4.625% 10/08/2030 Reg S	NL	USD	1,235,476	1,273,702	0.01
ANZ 1.125% VRN 21/11/2029 EMTN	AU	EUR	1,072,317	1,257,007	0.01
UBS Group 3.126% VRN 13/08/2030 144A	CH	USD	1,136,098	1,248,679	0.01
FCE Bank 1.528% 09/11/2020 EMTN	GB	EUR	1,059,275	1,233,540	0.01
FCE Bank 1.875% 24/06/2021 EMTN	GB	EUR	1,059,275	1,228,446	0.01
Morgan Stanley 1.342% VRN 23/10/2026 EMTN	US	EUR	996,577	1,221,923	0.01
Ford Motor Credit 0.00% FRN 14/05/2021 EMTN	US	EUR	1,059,275	1,217,703	0.01
Lloyds Banking Group 3.00% 11/01/2022	GB	USD	1,119,509	1,151,333	0.01
Korea Development Bank 0.80% 27/04/2026	KR	USD	1,153,111	1,143,160	0.01
Springleaf 8.875% 01/06/2025	US	USD	1,020,477	1,124,413	0.01
Barclays 4.375% 12/01/2026	GB	USD	976,569	1,107,559	0.01
General Electric 4.875% 18/09/2037 EMTN	US	GBP	797,262	1,097,052	0.01
ING Groep	NL	EUR	159,041	1,085,617	0.01
Tesco Personal Finance Group 3.50% 25/07/2025	GB	GBP	792,474	1,075,880	0.01
Assicurazioni Generali	IT	EUR	80,110	1,074,259	0.01
Investor (B)	SE	SEK	17,803	1,070,317	0.01
Bosci BVI 1.25% 10/09/2023 Reg S	VG	USD	1,070,746	1,060,788	0.01
Natwest Group 0.75% VRN 15/11/2025	GB	EUR	896,919	1,047,419	0.01
Dev. Bank of Mongolia 7.25% 23/10/2023 Reg S	MN	USD	999,593	1,045,604	0.01
Huarong Finance 2019 3.625% 30/09/2030 EMTN	VG	USD	1,021,327	1,035,415	0.01
HSBC USA 3.50% 23/06/2024	US	USD	947,277	1,031,390	0.01
United Overseas Bank 1.75% VRN 16/03/2031 GMTN	SG	USD	1,029,564	1,025,131	0.01
Power Finance 4.50% 18/06/2029	IN	USD	998,677	1,023,955	0.01
ICBC Singapore 1.00% 09/09/2023 GMTN	CN	USD	1,029,564	1,023,904	0.01
BP Capital Markets 1.749% 10/08/2030	US	USD	1,048,249	1,021,703	0.01
ICBC Singapore 1.20% 09/09/2025 GMTN	CN	USD	1,029,564	1,015,976	0.01
HSBC Holding 2.848% VRN 04/06/2031	GB	USD	976,569	1,014,527	0.01
HSBC Holdings 1.645% VRN 18/04/2026	GB	USD	1,010,749	1,013,806	0.01
Goldman Sachs Group 6.25% 01/02/2041	US	USD	673,832	1,011,251	0.01
Operadora de Servicios 8.25% 11/02/2025 Reg S	MX	USD	1,081,019	1,002,185	0.01
HSBC Holding 2.099% VRN 04/06/2026	GB	USD	974,811	995,991	0.01
Banco Santander 2.125% 08/02/2028 EMTN	ES	EUR	797,262	979,611	0.01
Bank of America	US	USD	41,618	972,621	0.01
Kuwait Projects 4.50% 23/02/2027 EMTN	AE	USD	969,641	968,647	0.01
BP Capital Markets 2.772% 10/11/2050	US	USD	1,048,249	943,622	0.01
AerCap Global Aviation Trust 3.875% 23/01/2028	IE	USD	976,646	923,273	0.01
Kookmin Bank 2.50% 04/11/2030 Reg S	KR	USD	920,430	921,120	0.01
Kyobo Life Insurance 3.95% VRN (Perpetual) Reg S	KR	USD	896,919	918,087	0.01
Tinkoff Bank 9.25% VRN (Perpetual)	IE	USD	877,918	916,546	0.01
CSCIF Asia 1.75% 04/08/2025 EMTN	VG	USD	914,253	915,366	0.01
Huarong Finance 2017 4.75% 27/04/2027	VG	USD	823,651	902,379	0.01
M&G	GB	GBP	469,431	891,815	0.01
Shinhan Fin. Group 3.34% VRN 05/02/2030 Reg S	KR	USD	844,242	884,407	0.01
Banco de Sabadell 1.125% 27/03/2025 EMTN	ES	EUR	780,603	871,541	0.01
ASR Nederland	NL	EUR	28,498	866,566	0.01
Garfunkelux Holdco 3 11.00% 01/11/2023 Reg S	LU	GBP	647,734	862,435	0.01
DH Europe Finance II 0.75% 18/09/2031	LU	EUR	729,096	861,330	0.01
Commerzbank 4.00% VRN 05/12/2030 EMTN	DE	EUR	714,169	851,548	0.01
BDO Unibank 2.125% 13/01/2026 EMTN	PH	USD	823,651	826,395	0.01
Turkiye Is Bankasi 6.125% 25/04/2024 Reg S	TR	USD	830,429	788,774	0.01
Korea Development Bank 0.50% 27/10/2023	KR	USD	751,581	752,110	0.01
Bank of New York Mellon 3.30% 23/08/2029 MTN	US	USD	660,223	750,187	0.01
Barclays 1.700% VRN 03/11/2026	GB	GBP	573,630	743,454	0.01
Ford Motor Credit 3.336% 18/03/2021	US	USD	735,153	732,903	0.01
Hiscox	BM	GBP	68,156	727,885	0.01
Swiss Life Holdings	CH	CHF	2,157	725,551	0.01
CCBL Cayman 1.99% 21/07/2025 EMTN	KY	USD	714,517	718,748	0.01
Aegon	NL	EUR	260,347	702,181	0.01
ING Groep 3.00% 18/02/2026 EMTN	NL	GBP	478,357	676,932	0.01
UBS Group 4.253% 23/03/2028 144A	CH	USD	583,676	675,238	0.01
Tesco Property Finance 3 5.744% 13/04/2040	GB	GBP	381,952	657,067	0.01
US Bancorp 3.00% 30/07/2029 DMTN	US	USD	574,107	633,802	0.01
TP ICAP	GB	GBP	249,150	615,828	0.01
MGIC Investment 5.25% 15/08/2028	US	USD	576,226	593,152	0.01
PNC Financial Services Group	US	USD	4,980	545,063	0.01
Kookmin Bank 4.35% VRN (Perpetual) Reg S	KR	USD	514,782	537,476	0.01
Commerzbank 1.25% 23/10/2023 EMTN	DE	EUR	438,494	525,595	0.01
Power Finance 3.75% 18/06/2024 EMTN	IN	USD	494,191	511,185	0.01
Banca IFIS (A)	IT	EUR	62,793	503,682	0.01
Dev. Bank of Kazakhstan 8.95% 04/05/2023 Reg S	KZ	KZT	218,843,464	495,155	0.01
FCE Bank 3.25% 19/11/2020 EMTN	GB	GBP	322,065	417,667	0.00
PTT Treasury 3.70% 16/07/2070 Reg S	TH	USD	411,825	400,821	0.00
Volkswagen Leasing 1.625% 15/08/2025 EMTN	DE	EUR	279,042	344,058	0.00
Vigorous Champion 2.75% 02/06/2025 EMTN	VG	USD	308,540	316,190	0.00
BP Capital Markets America 3.937% 21/09/2028	US	USD	267,917	307,010	0.00
Morgan Stanley	US	USD	4,806	229,057	0.00
Canadian Imperial Bank of Commerce	CA	CAD	3,013	222,900	0.00
Lloyds Bank 3.50% 14/05/2025	GB	USD	191,369	211,894	0.00
DBS Group Holdings	SG	SGD	13,662	203,693	0.00
Travelers	US	USD	1,665	200,842	0.00
QBE Insurance Group 5.25% VRN (Perpetual) EMTN	AU	USD	194,876	200,747	0.00
Credito Real SAB 9.50% 07/02/2026 Reg S	MX	USD	203,100	198,378	0.00
BOC Hong Kong Holdings	HK	HKD	67,133	186,583	0.00
Blackstone Group	US	USD	3,667	183,595	0.00
Discover Financial Services	US	USD	2,808	177,873	0.00
Janus Henderson Group	GB	USD	7,120	172,446	0.00
Capital One Financial	US	USD	2,339	167,803	0.00
MetLife	US	USD	4,499	167,185	0.00
Regions Financial	US	USD	12,542	164,922	0.00
Great-West Lifeco	CA	CAD	8,183	164,817	0.00
Fifth Third Bank	US	USD	7,117	162,086	0.00
Synchrony Financial	US	USD	6,314	155,902	0.00
Prudential Financial	US	USD	2,421	152,093	0.00
OneMain Holdings	US	USD	4,375	150,894	0.00
Huntington Bancshares	US	USD	14,568	149,324	0.00
Lazard (A)	US	USD	4,392	147,712	0.00
Aflac	US	USD	4,385	147,518	0.00
Eurobank Ergasias	GR	EUR	425,004	140,969	0.00
Principal Financial Group	US	USD	3,628	140,784	0.00
KeyCorp	US	USD	10,663	135,319	0.00
Direct Line Insurance Group	GB	GBP	37,545	128,159	0.00
Sumitomo Mitsui Financial Group	JP	JPY	4,554	125,997	0.00
M&T Bank	US	USD	1,244	125,516	0.00
Huarong Finance 2019 2.50% 24/02/2023 EMTN	VG	USD	123,548	124,549	0.00
Tokio Marine Holdings	JP	JPY	2,670	119,348	0.00
REC 4.625% 22/03/2028 EMTN	IN	USD	98,838	103,572	0.00
Partners Group Holding	CH	CHF	108	97,044	0.00
Resona Holdings	JP	JPY	27,952	92,060	0.00
Azure Orbit Iv 4.00% 25/01/2028 EMTN	KY	USD	82,365	90,169	0.00
Medibank Pvt	AU	AUD	48,031	90,122	0.00
Magellan Financial Group	AU	AUD	2,139	82,943	0.00
Cembra Money Bank	CH	CHF	721	80,005	0.00
BDO Unibank 2.95% 06/03/2023 EMTN	PH	USD	76,188	79,226	0.00
Siam Commercial Bank 3.20% 26/07/2022 GMTN	TH	USD	65,892	68,091	0.00
Baloise Holding	CH	CHF	495	67,646	0.00
Union Bank of the Phil. 3.369% 29/11/2022 EMTN	PH	USD	63,833	66,363	0.00
Industrial Bank of Korea 2.125% 23/10/2024 Reg S	KR	USD	59,715	62,742	0.00
ICBCIL Finance 3.75% 05/03/2024 EMTN	HK	USD	41,183	43,878	0.00
REC 3.375% 25/07/2024 GMTN	IN	USD	41,183	42,021	0.00
Oversea-Chinese Banking 4.25% 19/06/2024 Reg S	SG	USD	36,241	39,687	0.00
Rongshi International Finance 2.875% 04/05/2022	VG	USD	37,064	37,929	0.00
Shinhan Bank 3.875% 24/03/2026 Reg S	KR	USD	32,946	36,369	0.00
China Cinda 4.75% 21/02/2029 EMTN	VG	USD	30,887	35,826	0.00
Daegu Bank 3.75% 13/08/2023	KR	USD	30,887	33,226	0.00
Joy Treasure Assets Holdings 4.50% 20/03/2029	VG	USD	22,650	25,500	0.00
Malayan Banking 3.905% VRN 29/10/2026	MY	USD	24,710	25,211	0.00
Bank of China 5.00% 13/11/2024 Reg S	CN	USD	16,473	18,293	0.00
Dai-ichi Life Insur. 4.00% VRN (Perpetual) Reg S	JP	USD	16,473	17,887	0.00
Shanghai Commercial Bank 3.75% VRN 29/11/2027	HK	USD	16,473	16,876	0.00
United Overseas Bank 2.88% VRN 08/03/2027 EMTN	SG	USD	16,473	16,796	0.00
Oversea-Chinese Banking	SG	SGD	321	1,982	0.00
				1,632,161,029	16.52

현재 투자종목 명세서서 2020년 10월 31일

	국가 코드	CCY	주식 또는 명목	시가(USD)	% 순자산
부동산					
China SCE Group Holdings 7.375% 09/04/2024	KY	USD	26,467,450	27,196,960	0.28
Yuzhou Properties 7.375% 13/01/2026	KY	USD	19,194,263	18,524,868	0.19
China Evergrande Group 8.75% 28/06/2025	KY	USD	19,483,547	14,418,710	0.15
Yango Justice International 9.25% 15/04/2023	HK	USD	13,348,262	13,964,598	0.14
Yuzhou Properties 8.30% 27/05/2025	KY	USD	13,529,856	13,763,763	0.14
Ronshine China Holdings 11.25% 22/08/2021	KY	USD	11,819,912	12,263,184	0.12
Sunac China Holdings 6.50% 10/01/2025	KY	USD	12,694,855	12,218,798	0.12
Vonovia	DE	EUR	186,644	11,920,594	0.12
Yango Justice International 10.25% 18/03/2022	HK	USD	11,119,340	11,689,173	0.12
New Metro Global 6.80% 05/08/2023	VG	USD	10,859,503	11,262,192	0.11
Redsun Properties Group 9.70% 16/04/2023	KY	USD	10,552,010	10,855,663	0.11
Kaisa Group Holdings 11.50% 30/01/2023	KY	USD	10,716,542	10,849,741	0.11
Easy Tactic 9.125% 28/07/2022	VG	USD	11,396,688	10,798,122	0.11
China South City Holdings 11.50% 12/02/2022	HK	USD	10,752,800	10,651,737	0.11
Redsun Properties Group 9.95% 11/04/2022	KY	USD	10,209,939	10,528,057	0.11
China SCE Group Holdings 7.25% 19/04/2023	KY	USD	10,247,439	10,522,051	0.11
Theta Capital 8.125% 22/01/2025	SG	USD	11,442,547	10,355,505	0.10
Seazen Group 6.45% 11/06/2022	KY	USD	10,016,327	10,209,943	0.10
Yango Justice International 8.25% 25/11/2023	HK	USD	9,933,437	10,143,749	0.10
Sino-Ocean Land Treasure III 4.90% VRN (Perpetual)	VG	USD	11,026,319	9,261,266	0.09
Fantasia Holdings Group 15.00% 18/12/2021	KY	USD	8,565,907	9,208,189	0.09
Sunac China Holdings 6.50% 09/07/2023	KY	USD	9,343,042	9,179,404	0.09
Sunac China Holdings 7.00% 09/07/2025	KY	USD	9,343,042	9,067,101	0.09
Scenery Journey 11.50% 24/10/2022	VG	USD	10,345,997	8,793,544	0.09
China Evergrande Group 12.00% 22/01/2024	KY	USD	10,273,091	8,680,084	0.09
China Evergrande Group 11.50% 22/01/2023	KY	USD	10,220,224	8,558,874	0.09
Fantasia Holdings Group 11.875% 01/06/2023	KY	USD	8,093,658	8,396,579	0.08
Kaisa Group Holdings 8.50% 30/06/2022	KY	USD	8,469,032	8,278,482	0.08
Sunac China Holdings 7.50% 01/02/2024	KY	USD	8,083,567	8,104,350	0.08
KWG Group Holdings 7.40% 05/03/2024 EMTN	KY	USD	7,511,954	7,869,409	0.08
ADLER Real Estate 3.00% 27/04/2026	DE	EUR	6,679,044	7,779,000	0.08
KWG Group Holdings 7.40% 13/01/2027	KY	USD	7,748,691	7,778,514	0.08
China Evergrande Group 8.25% 23/03/2022	KY	USD	8,653,846	7,290,800	0.07
China Aoyuan Group 8.50% 23/01/2022	KY	USD	7,024,537	7,217,715	0.07
Agile Group Holdings 7.875% VRN (Perpetual)	KY	USD	6,973,909	7,139,803	0.07
Seazen Group 6.00% 12/08/2024	KY	USD	6,864,445	6,950,617	0.07
Redsun Properties Group 10.50% 03/10/2022	KY	USD	6,578,516	6,849,441	0.07
Yuzhou Properties 5.375% VRN (Perpetual)	KY	USD	6,984,665	6,722,300	0.07
Ronshine China Holdings 6.75% 05/08/2024	KY	USD	6,756,703	6,688,240	0.07
China Aoyuan Group 6.35% 08/02/2024	KY	USD	6,562,714	6,678,095	0.07
KWG Group Holdings 7.875% 09/08/2021	KY	USD	6,489,472	6,648,479	0.07
Zhenro Properties Group 7.875% 14/04/2024	KY	USD	6,613,927	6,597,785	0.07
Kaisa Group Holdings 9.375% 30/06/2024	KY	USD	6,900,542	6,270,137	0.06
China Evergrande Group 9.50% 11/04/2022	KY	USD	7,321,689	6,260,047	0.06
Kaisa Group Holdings 11.75% 26/02/2021	KY	USD	6,134,301	6,226,316	0.06
Kaisa Group Holdings 11.25% 09/04/2022	KY	USD	6,063,985	6,200,428	0.06
Kaisa Group Holdings 10.50% 15/01/2025	KY	USD	6,514,183	6,090,761	0.06
Kaisa Group Holdings 10.875% 23/07/2023	KY	USD	6,071,764	6,041,332	0.06
Yango Justice International 9.50% 03/04/2021	HK	USD	5,838,505	5,937,016	0.06
Yango Justice International 10.00% 12/02/2023	HK	USD	5,472,355	5,786,598	0.06
China Evergrande Group 6.25% 28/06/2021	KY	USD	6,017,634	5,617,468	0.06
RKPF Overseas 2019 A 6.70% 30/09/2024	VG	USD	5,394,529	5,585,034	0.06
Zhenro Properties Group 8.70% 03/08/2022	KY	USD	5,419,742	5,555,105	0.06
Mapletree Industrial Trust REIT	SG	SGD	2,470,650	5,508,333	0.06
RKI Overseas Finance 2017 A 7.00% (Perpetual)	VG	USD	6,056,846	5,410,603	0.05
Wanda Properties Overseas 6.875% 23/07/2023	VG	USD	5,453,862	5,344,716	0.05
Jababeka International 6.50% 05/10/2023 Reg S	NL	USD	6,212,833	5,265,699	0.05
CIFI Holdings Group 6.00% 16/07/2025	KY	USD	5,044,235	5,208,173	0.05
China South City Holdingss 10.875% 26/06/2022	HK	USD	5,282,743	5,170,390	0.05
Yango Justice International 6.80% 11/03/2021 EMTN	HK	USD	5,103,952	5,116,712	0.05
China Resources Land	HK	HKD	1,224,859	5,008,085	0.05
ADLER Real Estate 2.125% 06/02/2024	DE	EUR	4,386,576	4,999,379	0.05
KWG Group Holding 5.20% 21/09/2022	KY	USD	4,972,854	4,985,132	0.05
Keppel DC REIT	SG	SGD	2,346,170	4,982,406	0.05
Times China Holdings 7.625% 21/02/2022	KY	USD	4,843,312	4,946,102	0.05
Theta Capital 6.75% 31/10/2026	SG	USD	5,914,607	4,894,596	0.05
Properties 9.875% 02/05/2021	KY	USD	4,822,309	4,858,477	0.05
APL Realty Holdings Pte 5.95% 02/06/2024	SG	USD	6,900,736	4,786,053	0.05
MPT Finance 5.00% 15/10/2027	US	USD	4,433,964	4,622,408	0.05
Redco Properties Group 8.50% 19/08/2021	KY	USD	4,352,621	4,341,749	0.04
China Aoyuan Group 7.95% 19/02/2023	KY	USD	4,103,457	4,323,697	0.04
Goodman Group REIT	AU	AUD	333,646	4,315,351	0.04
Jinke Properties Group 8.375% 20/06/2021	CN	USD	4,202,379	4,281,147	0.04
Times China Holdings 6.75% 08/07/2025	KY	USD	4,227,420	4,280,787	0.04
Grand City Properties 3.75% VRN (Perpetual)	LU	EUR	3,200,263	3,850,018	0.04
Shimao Group Holdings 4.60% 13/07/2030	KY	USD	3,259,862	3,497,217	0.04
RKPF Overseas 2019 6.00% 04/09/2025	VG	USD	3,460,437	3,465,711	0.04
Country Garden Holdings 4.80% 06/08/2030	KY	USD	3,252,697	3,456,805	0.03
Globalworth 2.95% 29/07/2026 EMTN	GB	EUR	2,966,127	3,440,965	0.03
Greentown China Holdings 5.65% 13/07/2025	KY	USD	3,259,862	3,389,451	0.03
Link REIT	HK	HKD	442,974	3,380,454	0.03
Greentown China Holdings 4.70% 29/04/2025	KY	USD	3,374,769	3,378,150	0.03
Kaisa Group Holdings 6.75% 18/02/2021	KY	USD	3,359,370	3,363,568	0.03
KWG Group Holdings 7.875% 01/09/2023	KY	USD	3,118,491	3,278,270	0.03
China Merchants Commercial REIT	HK	HKD	10,523,731	3,265,567	0.03
Pakuwon Prima 5.00% 14/02/2024	SG	USD	3,129,294	3,184,268	0.03
China Evergrande Group 4.25% 14/02/2023	KY	HKD	26,189,848	3,148,949	0.03
Yida China Holdings 14.00% 27/03/2022	KY	USD	4,251,209	3,071,503	0.03
Wanda Properties International 7.25% 29/01/2024	VG	USD	3,116,559	3,066,382	0.03
Easy Tactic 8.125% 27/02/2023	VG	USD	3,353,008	2,950,570	0.03
MGM Growth Properties 5.625% 01/05/2024	US	USD	2,788,189	2,940,354	0.03
Kaisa Group Holdings 9.75% 28/09/2023 Reg S	KY	USD	3,012,134	2,906,698	0.03
MPT Operating Partnership 4.625% 01/08/2029	US	USD	2,755,924	2,890,193	0.03
Sunac China Holdings 7.875% 15/02/2022	KY	USD	2,815,358	2,864,554	0.03
CIFI Holdings Group 5.50% 23/01/2022	KY	USD	2,802,353	2,844,374	0.03
Country Garden Holdings 5.40% 27/05/2025	KY	USD	2,603,369	2,805,242	0.03
Agile Group Holdings 8.375% VRN (Perpetual)	KY	USD	2,620,575	2,722,122	0.03
Elect Global Investments 4.10% VRN (Perpetual)	VG	USD	2,765,408	2,717,013	0.03
CapitaLand	SG	SGD	1,429,703	2,691,841	0.03
Corestate Capital Holding 3.50% 15/04/2023	LU	EUR	2,977,215	2,636,126	0.03
Lodha Developers International 14.00% 12/03/2023	MU	USD	2,753,465	2,560,723	0.03
Zhenro 9.15% 06/05/2023 Reg S	KY	USD	2,294,693	2,380,696	0.02
Jingrui Holdings 9.45% 23/04/2021	KY	USD	2,419,425	2,377,085	0.02
City Developments	SG	SGD	487,110	2,263,335	0.02
KE Holdings ADR	CN	USD	32,430	2,261,958	0.02
Kaisa Group Holdings 11.95% 22/10/2022 Reg S	KY	USD	2,202,877	2,258,444	0.02
SM Prime Holdings	PH	PHP	3,121,836	2,173,675	0.02
Wharf REIC Finance 2.875% 07/05/2030 EMTN	VG	USD	2,057,068	2,123,611	0.02
Shimao Property Holdings	HK	HKD	593,234	2,100,677	0.02
Zhenro Properties Group 5.60% 28/02/2021	KY	USD	2,087,106	2,081,888	0.02
Zhenro Properties Group 8.65% 21/01/2023	KY	USD	1,987,523	2,037,235	0.02
AT Securities 5.25% VRN (Perpetual)	NL	USD	1,981,186	1,983,934	0.02
Simon Property Group LP 2.45% 13/09/2029	US	USD	1,913,691	1,895,964	0.02
Ronshine China Holdings 8.95% 22/01/2023	KY	USD	1,774,823	1,832,373	0.02
Sunac China 6.65% 03/08/2024 Reg S	KY	USD	1,862,936	1,818,449	0.02
CIFI Holdings Group 5.375% VRN (Perpetual)	KY	USD	1,757,578	1,761,925	0.02
Sunac China Holdings 7.35% 19/07/2021	KY	USD	1,705,303	1,726,605	0.02
China Aoyuan Group 7.50% 10/05/2021	KY	USD	1,694,947	1,716,120	0.02
China SCE Group Holdings 7.00% 02/05/2025 Reg S	KY	USD	1,712,468	1,695,343	0.02
Simon Property Group 3.375% 15/06/2027	US	USD	1,530,953	1,650,557	0.02
Zhenro Properties Group 9.15% 08/03/2022	KY	USD	1,553,308	1,596,025	0.02
Crown Castle International 3.30% 01/07/2030	US	USD	1,444,345	1,576,262	0.02
Ascendas India Trust	SG	SGD	1,645,333	1,567,975	0.02
Longfor Group Holdings 3.85% 13/01/2032	KY	USD	1,400,207	1,461,410	0.01
China SCE Group Holdings 7.45% 17/04/2021	KY	USD	1,434,819	1,450,956	0.01
CIFI Holdings Group 5.375% VRN (Perpetual)	KY	USD	1,401,176	1,396,068	0.01
American Tower 2.10% 15/06/2030	US	USD	1,367,196	1,375,665	0.01
Wanda Group Overseas 7.50% 24/07/2022	HK	USD	1,433,873	1,365,694	0.01
American Tower 3.10% 15/06/2050	US	USD	1,367,196	1,340,779	0.01
Times China Holdings 10.95% 27/11/2020	KY	USD	1,328,200	1,338,261	0.01
Land Securities Capital Mks 1.974% 08/02/2024 EMTN	GB	GBP	981,031	1,305,764	0.01
Easy Tactic 8.125% 11/07/2024	VG	USD	1,434,622	1,206,731	0.01
Zhenro Properties Group 9.80% 20/08/2021	KY	USD	1,094,856	1,122,217	0.01
GEO Group 6.00% 15/04/2026	US	USD	1,704,513	1,103,826	0.01
American Tower 3.60% 15/01/2028	US	USD	976,569	1,091,924	0.01
Ronshine China Holdings 10.50% 01/03/2022	KY	USD	1,034,483	1,083,613	0.01
Robinsons Land	PH	PHP	3,468,087	1,074,820	0.01
Crown Castle International 5.20% 15/02/2049	US	USD	817,388	1,058,164	0.01
Redco Properties Group 11.50% 08/12/2020	KY	USD	1,044,382	1,048,560	0.01
Grand City Properties 1.375% 03/08/2026 EMTN	LU	EUR	837,125	1,027,032	0.01
MPT Operating Partnership 5.25% 01/08/2026	US	USD	965,643	1,001,854	0.01
Scenery Journey 13.00% 06/11/2022	VG	USD	1,146,422	994,458	0.01
Digital Euro Finco 1.125% 09/04/2028	US	EUR	797,262	960,417	0.01
MGM Growth Properties 4.50% 01/09/2026	US	USD	929,396	954,955	0.01
MPT Operating Partnership 6.375% 01/03/2024	US	USD	888,503	910,951	0.01
Country Garden Holdings 5.625% 14/01/2030	KY	USD	823,651	903,957	0.01
Champion Sincerity Holdings 8.125% VRN (Perpetual)	VG	USD	827,438	866,708	0.01
DEMIRE Deutsche 1.875% 15/10/2024	DE	EUR	792,474	849,067	0.01
China Aoyuan Group 6.20% 24/03/2026 Reg S	KY	USD	852,651	819,341	0.01
Prologis 3.00% 02/06/2026	US	EUR	578,015	784,711	0.01
Vanke Real Estate 3.50% 12/11/2029 EMTN	HK	USD	700,103	729,523	0.01
Agile Group Holdings 6.875% VRN (Perpetual)	KY	USD	725,470	729,043	0.01
Digital Dutch Finco 1.50% 15/03/2030	NL	EUR	561,527	692,174	0.01
CPI Property Group 2.75% 22/01/2028 EMTN	LU	GBP	520,213	665,207	0.01
Fantasia Holdings Group 7.375% 04/10/2021	KY	USD	666,358	664,266	0.01
CIFI Holdings Group 6.55% 28/03/2024	KY	USD	617,993	653,499	0.01
Corestate Capital Holding 1.375% 28/11/2022	LU	EUR	713,227	648,137	0.01
Crown Castle International 4.15% 01/07/2050	US	USD	553,324	635,590	0.01
Nexity	FR	EUR	22,002	617,757	0.01
Easy Tactic 8.625% 27/02/2024	VG	USD	687,853	591,500	0.01
Country Garden Holdings 5.125% 14/01/2027	KY	USD	548,716	586,456	0.01
Longfor Group Holdings 3.95% 16/09/2029	KY	USD	506,545	539,672	0.01
Longfor Group Holdings 4.50% 16/01/2028	KY	USD	489,496	538,202	0.01
Fantasia Holdings Group 10.875% 09/01/2023	KY	USD	521,525	536,525	0.01
Fantasia Holdings Group 12.25% 18/10/2022	KY	USD	434,280	457,065	0.00
GEO Group 5.125% 01/04/2023	US	USD	473,063	382,294	0.00
NWD MTN 4.125% 18/07/2029	VG	USD	350,052	355,656	0.00
Klepierre REIT	FR	EUR	27,614	349,869	0.00

현재 투자종목 명세서서 2020년 10월 31일

	국가 코드	CCY	주식 또는 명목	시가(USD)	% 순자산
Franshion Brilliant 4.00% VRN (Perpetual)	VG	USD	345,933	348,949	0.00
Longfor Group Holdings 3.375% 13/04/2027	KY	USD	328,870	338,955	0.00
Yuzhou Properties 8.50% 04/02/2023	KY	USD	272,698	287,006	0.00
CFLD Cayman Investment 9.00% 31/07/2021	KY	USD	218,267	218,948	0.00
Longfor Group Holdings 3.90% 16/04/2023	KY	USD	207,972	218,525	0.00
RKPF Overseas 7.875% 01/02/2023	VG	USD	192,487	202,959	0.00
Gaming and Leisure Properties REIT	US	USD	4,732	173,295	0.00
WP Carey REIT	US	USD	2,725	169,789	0.00
Fantasia Holdings Group 8.375% 08/03/2021	KY	USD	166,589	167,006	0.00
Omega Healthcare Investors REIT	US	USD	5,301	152,979	0.00
GEO Group 5.875% 15/10/2024	US	USD	197,032	137,078	0.00
Apartment Investment and Management REIT	US	USD	4,188	131,884	0.00
Realty Income Corp REIT	US	USD	2,099	121,330	0.00
Weingarten Realty Investors REIT	US	USD	7,264	114,052	0.00
Blackstone Mortgage Trust REIT	US	USD	4,940	107,403	0.00
Franshion Brilliant 4.00% 21/06/2024 Reg S	VG	USD	82,365	84,908	0.00
Kaisa Group Holdings 9.95% 23/07/2025	KY	USD	82,365	74,540	0.00
Trust Fibra Uno 5.25% 30/01/2026 Reg S	MX	USD	65,516	71,036	0.00
Daiwa House Industry	JP	JPY	2,670	70,178	0.00
CapitaLand Mall Trust REIT	SG	SGD	49,073	62,215	0.00
Gecina REIT	FR	EUR	495	61,434	0.00
Japan Real Estate Investment REIT	JP	JPY	10	50,067	0.00
Orix JREIT REIT	JP	JPY	32	45,271	0.00
CK Asset Holdings	HK	HKD	6,281	29,164	0.00
China Overseas Finance 2.75% 02/03/2030 EMTN	KY	USD	24,710	24,941	0.00
Wharf Real Estate Investment	HK	HKD	5,496	21,149	0.00
Shimao Services Holdings	CN	HKD	9,725	20,816	0.00
Huzhou City Inv. Dev. Group 4.875% 20/12/2020	CN	USD	18,532	18,593	0.00
Sino-Ocean Land Treasure 6.00% 30/07/2024 Reg S	VG	USD	16,473	18,013	0.00
Swire Properties MTN Fin. 3.50% 10/01/2028 EMTN	HK	USD	16,473	17,713	0.00
				760,573,474	7.70
정부					
US Treasury 0.625% 15/05/2030	US	USD	78,811,882	77,284,902	0.78
US Treasury 2.875% 31/10/2023	US	USD	29,835,094	32,224,232	0.33
US Treasury 2.375% 15/11/2049	US	USD	24,308,320	28,644,886	0.29
US Treasury 2.00% 15/02/2050	US	USD	25,679,790	27,970,909	0.28
US Treasury 0.625% 15/08/2030	US	USD	23,370,315	22,860,915	0.23
Romania 3.624% 26/05/2030 Reg S	RO	EUR	13,339,114	17,862,675	0.18
US Treasury 0.250% 15/04/2023	US	USD	17,037,219	17,070,494	0.17
Turkey 6.375% 14/10/2025	TR	USD	16,499,069	16,150,938	0.16
US Treasury 0.50% 31/03/2025	US	USD	15,795,023	15,915,337	0.16
Ecuador 0.50% 31/07/2035 Reg S	EC	USD	25,878,101	14,232,956	0.14
US Treasury 0.25% 15/06/2023	US	USD	13,560,634	13,586,060	0.14
Ethiopia Int'l Bond 6.625% 11/12/2024 Reg S	ET	USD	12,678,710	12,806,765	0.13
Indonesia 8.25% 15/05/2029	ID	IDR	168,756,632,425	12,715,884	0.13
Russia 5.10% 28/03/2035 Reg S	RU	USD	10,272,952	12,514,715	0.13
US Treasury 3.00% 31/10/2025	US	USD	9,896,548	11,176,141	0.11
Bolivia 4.50% 20/03/2028 Reg S	BO	USD	12,297,405	10,729,609	0.11
Qatar 4.40% 16/04/2050 Reg S	QA	USD	8,327,119	10,632,598	0.11
Ukraine 8.994% 01/02/2024 Reg S	UA	USD	9,683,305	10,348,239	0.10
Iraq 5.80% 15/01/2028 Reg S	IQ	USD	11,817,498	10,222,136	0.10
Sri Lanka 7.85% 14/03/2029 Reg S	LK	USD	17,509,272	9,629,563	0.10
Egypt 8.875% 29/05/2050 Reg S	EG	USD	8,038,847	8,150,458	0.08
Argentina 0.125% 09/07/2035	AR	USD	24,907,720	8,082,555	0.08
Dominican Republic Bond 6.00% 19/07/2028 Reg S	DO	USD	6,997,138	7,721,832	0.08
US Treasury 1.125% 28/02/2025	US	USD	7,294,969	7,549,438	0.08
Nigeria 8.747% 21/01/2031 Reg S	NG	USD	7,095,413	7,392,143	0.07
Sri Lanka 7.55% 28/03/2030 Reg S	LK	USD	13,248,437	7,274,808	0.07
US Treasury 1.25% 15/05/2050	US	USD	7,836,964	7,125,515	0.07
US Treasury 0.125% 15/09/2023	US	USD	7,130,905	7,117,813	0.07
Ecuador 0.50% 31/07/2030 Reg S	EC	USD	10,580,159	7,035,806	0.07
Oman 6.75% 17/01/2048 Reg S	OM	USD	8,517,116	7,000,013	0.07
Germany 0.00% 15/02/2030	DE	EUR	5,486,363	6,795,446	0.07
US Treasury 0.25% 31/08/2025	US	USD	6,812,544	6,774,755	0.07
Zambia 8.97% 30/07/2027 Reg S	ZM	USD	15,520,806	6,697,328	0.07
Dominican Republic Bond 6.50% 15/02/2048 Reg S	DO	USD	6,473,008	6,683,445	0.07
Egypt 16.10% 07/05/2029	EG	EGP	95,663,855	6,561,218	0.07
Mexico 8.00% 07/11/2047	MX	MXN	126,032,837	6,489,609	0.07
US Treasury 0.125% 30/06/2022	US	USD	6,201,212	6,199,274	0.06
Czech Republic 2.75% 23/07/2029	CZ	CZK	123,489,513	6,110,969	0.06
Oman 6.50% 08/03/2047 Reg S	OM	USD	7,449,200	6,052,475	0.06
US Treasury 0.125% 15/05/2023	US	USD	6,029,336	6,022,270	0.06
Russia 5.25% 23/06/2047 Reg S	RU	USD	4,559,933	5,993,895	0.06
Angola 8.25% 09/05/2028 Reg S	AO	USD	7,404,911	5,850,147	0.06
Iraq 6.752% 09/03/2023 Reg S	IQ	USD	6,250,253	5,843,736	0.06
Ghana 8.125% 26/03/2032 Reg S	GH	USD	6,053,704	5,586,903	0.06
Ecuador 0.50% 31/07/2040 Reg S	EC	USD	11,154,730	5,577,365	0.06
Oman 5.625% 17/01/2028 Reg S	OM	USD	6,053,704	5,549,557	0.06
Argentina 0.125% 09/07/2030	AR	USD	15,161,050	5,526,203	0.06
Sri Lanka 6.85% 14/03/2024 Reg S	LK	USD	9,427,036	5,373,783	0.05
Nigeria 6.50% 28/11/2027 Reg S	NG	USD	5,503,367	5,358,904	0.05
US Treasury 0.25% 31/05/2025	US	USD	5,203,158	5,181,817	0.05
Pakistan 8.25% 30/09/2025 Reg S	PK	USD	4,848,204	5,100,311	0.05
Ghana 7.625% 16/05/2029 Reg S	GH	USD	5,241,302	4,877,608	0.05
Brazil 10.00% 01/01/2023	BR	BRL	25,298,316	4,852,369	0.05
Kenya 7.25% 28/02/2028 Reg S	KE	USD	4,586,139	4,813,493	0.05
Nigeria 7.625% 28/11/2047 Reg S	NG	USD	5,241,302	4,801,452	0.05
Kenya 11.75% 08/10/2035	KE	KES	495,351,797	4,706,780	0.05
Oman 6.75% 28/10/2027 Reg S	OM	USD	4,664,759	4,539,659	0.05
South Africa 4.30% 12/10/2028	ZA	USD	4,586,139	4,465,753	0.05
Oman 5.375% 08/03/2027 Reg S	OM	USD	4,828,549	4,440,798	0.04
US Treasury 1.50% 31/08/2021	US	USD	4,349,637	4,398,933	0.04
US Treasury 0.25% 30/06/2025	US	USD	4,416,044	4,395,516	0.04
Ukraine 7.375% 25/09/2032 Reg S	UA	USD	4,546,829	4,380,234	0.04
Sri Lanka 5.75% 18/04/2023 Reg S	LK	USD	7,462,304	4,328,036	0.04
Turkey 7.625% 26/04/2029	TR	USD	4,271,661	4,316,022	0.04
Ghana 6.375% 11/02/2027 Reg S	GH	USD	4,596,622	4,292,555	0.04
South Africa 5.875% 22/06/2030	ZA	USD	4,032,396	4,271,396	0.04
US Treasury 0.50% 31/05/2027	US	USD	4,271,512	4,248,152	0.04
Oman 6.00% 01/08/2029 Reg S	OM	USD	4,586,139	4,203,183	0.04
Ukraine 7.75% 01/09/2023 Reg S	UA	USD	3,930,977	4,100,500	0.04
Romania 3.40% 08/03/2022	RO	RON	16,865,544	4,073,562	0.04
Thailand 1.60% 17/12/2029	TH	THB	121,566,841	3,985,221	0.04
Mexico 7.75% 29/05/2031	MX	MXN	74,410,780	3,909,235	0.04
Serbia 3.125% 15/05/2027 Reg S	RS	EUR	3,000,645	3,810,586	0.04
El Salvador 8.625% 28/02/2029 Reg S	SV	USD	4,245,455	3,710,570	0.04
Kenya 8.00% 22/05/2032 Reg S	KE	USD	3,426,501	3,613,451	0.04
Angola 9.50% 12/11/2025 Reg S	AO	USD	4,179,938	3,605,063	0.04
Thailand 2.125% 17/12/2026	TH	THB	102,879,818	3,520,838	0.04
Sri Lanka 6.20% 11/05/2027 Reg S	LK	USD	6,344,177	3,425,535	0.03
Thailand 3.30% 17/06/2038	TH	THB	87,346,652	3,401,288	0.03
Kenya 8.25% 28/02/2048 Reg S	KE	USD	3,275,814	3,357,840	0.03
US Treasury 1.375% 15/08/2050	US	USD	3,554,710	3,336,707	0.03
Indonesia 4.45% 15/04/2070	ID	USD	2,623,546	3,110,543	0.03
Ukraine 0.00% VRN 31/05/2040	UA	USD	3,537,879	3,077,955	0.03
Nigeria 7.875% 16/02/2032 Reg S	NG	USD	3,144,781	3,063,567	0.03
Thailand 3.85% 12/12/2025	TH	THB	81,899,081	3,016,364	0.03
Gabon 6.375% 12/12/2024 Reg S	GA	USD	3,144,781	3,009,681	0.03
Angola 8.00% 26/11/2029 Reg S	AO	USD	3,858,909	2,994,629	0.03
Honduras 5.625% 24/06/2030 Reg S	HN	USD	2,587,893	2,872,561	0.03
Azerbaijan 3.50% 01/09/2032 Reg S	AZ	USD	2,882,716	2,801,576	0.03
US Treasury 0.375% 30/09/2027	US	USD	2,826,190	2,779,381	0.03
Heungkuk Life Insurance 4.475% VRN (Perpetual)	KR	USD	2,552,330	2,558,714	0.03
Ghana 7.875% 26/03/2027 Reg S	GH	USD	2,489,618	2,426,756	0.02
Belarus 5.875% 24/02/2026 Reg S	BY	USD	2,535,480	2,418,645	0.02
Oman 4.75% 15/06/2026 Reg S	OM	USD	2,620,651	2,406,848	0.02
Australia 1.75% 21/06/2051	AU	AUD	3,386,936	2,356,783	0.02
Ghana 8.627% 16/06/2049 Reg S	GH	USD	2,620,651	2,310,104	0.02
Sri Lanka 6.85% 03/11/2025 Reg S	LK	USD	4,075,112	2,282,191	0.02
Romania 4.00% 14/02/2051 Reg S	RO	USD	2,206,588	2,255,155	0.02
US Treasury 0.375% 31/03/2022	US	USD	2,187,514	2,194,863	0.02
Trinidad & Tobago 4.50% 30/06/2030 Reg S	TT	USD	2,155,485	2,190,512	0.02
Argentina 0.125% 09/07/2030	AR	EUR	5,287,425	2,163,124	0.02
Poland 2.50% 25/07/2027	PL	PLN	7,184,722	2,016,152	0.02
Peru 5.40% 12/08/2034 Reg S	PE	PEN	6,901,381	2,016,055	0.02
Hungary 1.00% 26/11/2025	HU	HUF	640,890,669	1,985,439	0.02
Peru 6.15% 12/08/2032	PE	PEN	5,956,910	1,904,429	0.02
US Treasury 1.125% 15/05/2040	US	USD	1,993,154	1,902,839	0.02
El Salvador 7.625% 01/02/2041 Reg S	SV	USD	2,443,757	1,884,161	0.02
US Treasury 1.125% 15/08/2040	US	USD	1,953,138	1,858,380	0.02
US Treasury 0.125% 30/09/2022	US	USD	1,839,856	1,839,137	0.02
Abu Dhabi 2.70% 02/09/2070 Reg S	AE	USD	1,913,075	1,752,109	0.02
Dominican Republic Bond 5.875% 30/01/2060 Reg S	DO	USD	1,775,491	1,704,471	0.02
US Treasury 0.50% 30/06/2027	US	USD	1,705,089	1,694,565	0.02
Dominican Republic Bond 6.85% 27/01/2045 Reg S	DO	USD	1,572,391	1,685,603	0.02
Romania 3.65% 28/07/2025	RO	RON	6,746,218	1,656,049	0.02
El Salvador 9.50% 15/07/2052 Reg S	SV	USD	1,863,807	1,623,395	0.02
Ghana 10.75% 14/10/2030 Reg S	GH	USD	1,310,326	1,610,623	0.02
Dominican Republic Bond 5.50% 27/01/2025 Reg S	DO	USD	1,441,358	1,542,268	0.02
Angola 9.375% 08/05/2048 Reg S	AO	USD	1,910,717	1,471,252	0.01
Indonesia 7.00% 15/09/2030	ID	IDR	20,759,212,207	1,462,726	0.01
Bahrain 7.375% 14/05/2030 Reg S	BH	USD	1,297,222	1,440,850	0.01
Ukraine 7.75% 01/09/2025 Reg S	UA	USD	1,310,326	1,346,517	0.01
Ukraine 7.75% 01/09/2026 Reg S	UA	USD	1,310,326	1,330,216	0.01
Ghana 8.125% 18/01/2026 Reg S	GH	USD	1,310,326	1,323,927	0.01
Brazil 10.00% 01/01/2029	BR	BRL	6,661,890	1,323,320	0.01
Indonesia 8.375% 15/04/2039	ID	IDR	17,334,406,037	1,286,361	0.01
Nigeria 7.143% 23/02/2030 Reg S	NG	USD	1,310,326	1,269,378	0.01
Hungary 1.75% 26/10/2022	HU	HUF	371,041,966	1,196,559	0.01
South Africa 5.75% 30/09/2049	ZA	USD	1,310,326	1,185,517	0.01
US Treasury 0.125% 15/10/2023	US	USD	1,154,304	1,152,005	0.01
Zambia 5.375% 20/09/2022 Reg S	ZM	USD	2,602,044	1,149,613	0.01
El Salvador 8.625% 28/02/2029 144A	SV	USD	1,310,326	1,145,238	0.01
Russia 7.60% 20/07/2022	RU	RUB	84,327,720	1,116,927	0.01
Thailand 1.45% 17/12/2024	TH	THB	33,731,088	1,111,515	0.01
Thailand 1.875% 17/06/2022	TH	THB	33,731,088	1,105,255	0.01
Dominican Republic Bond 6.875% 29/01/2026 Reg S	DO	USD	969,641	1,095,704	0.01
Ghana 8.95% 26/03/2051 Reg S	GH	USD	1,205,499	1,086,927	0.01

현재 투자종목 명세서서 2020년 10월 31일

	국가 코드	CCY	주식 또는 명목	시가(USD)	% 순자산
Hungary 1.50% 23/08/2023	HU	HUF	337,310,878	1,082,749	0.01
Saudi Arabia 4.50% 22/04/2060 Reg S	SA	USD	864,815	1,054,028	0.01
South Africa 6.25% 08/03/2041	ZA	USD	1,048,260	1,037,065	0.01
Turkey 4.875% 16/04/2043	TR	USD	1,316,877	965,436	0.01
Mexico 8.50% 31/05/2029	MX	MXN	16,865,544	928,886	0.01
Chile 5.00% 01/03/2035	CL	CLP	564,995,721	878,739	0.01
Australia 1.25% 21/05/2032	AU	AUD	1,191,414	867,267	0.01
Australia 2.75% 21/11/2029	AU	AUD	1,027,350	849,390	0.01
Romania 5.00% 12/02/2029	RO	RON	3,133,618	847,994	0.01
Indonesia 8.25% 15/05/2036	ID	IDR	10,673,865,434	784,721	0.01
Turkey 6.625% 17/02/2045	TR	USD	873,463	753,421	0.01
Sri Lanka 6.75% 18/04/2028 Reg S	LK	USD	1,392,691	752,131	0.01
Argentina 1.00% 09/07/2029	AR	USD	1,787,783	736,567	0.01
Indonesia 4.875% 05/05/2021 Reg S	ID	USD	673,832	688,875	0.01
Turkey 5.75% 11/05/2047	TR	USD	873,463	679,642	0.01
Romania 4.00% 25/10/2023	RO	RON	2,698,487	667,330	0.01
Argentina 0.125% 09/07/2041	AR	USD	1,965,488	661,387	0.01
Sri Lanka 6.35% 28/06/2024 Reg S	LK	USD	1,094,671	626,583	0.01
US Treasury 0.50% 31/08/2027	US	USD	628,910	624,193	0.01
South Africa 6.30% 22/06/2048	ZA	USD	602,750	580,412	0.01
Zambia 8.50% 14/04/2024 Reg S	ZM	USD	1,310,326	578,311	0.01
US Treasury 0.25% 30/09/2025	US	USD	473,636	470,805	0.00
Hungary 3.00% 27/10/2027	HU	HUF	134,924,351	463,072	0.00
Armenia 3.95% 26/09/2029 Reg S	AM	USD	484,820	458,996	0.00
Dominican Republic Bond 5.95% 25/01/2027 Reg S	DO	USD	386,546	422,305	0.00
Brazil 10.00% 01/01/2027	BR	BRL	2,091,327	410,499	0.00
Romania 5.80% 26/07/2027	RO	RON	1,470,675	407,163	0.00
Chile 4.50% 01/03/2026	CL	CLP	269,848,703	405,687	0.00
Chile 4.70% 01/09/2030	CL	CLP	236,117,615	364,076	0.00
South Africa 5.65% 27/09/2047	ZA	USD	393,098	356,371	0.00
Ecuador 0.00% 31/07/2030 Reg S	EC	USD	760,758	351,850	0.00
Poland 2.25% 25/10/2024	PL	PLN	1,197,454	326,759	0.00
Dominican Republic Bond 9.75% 05/06/2026 Reg S	DO	DOP	16,949,872	299,816	0.00
Hungary 3.00% 27/10/2038	HU	HUF	77,581,502	266,236	0.00
Indonesia 7.00% 15/05/2027	ID	IDR	2,470,952,806	175,070	0.00
Romania 3.65% 24/09/2031	RO	RON	674,622	164,340	0.00
Jordan 5.75% 31/01/2027 Reg S	JO	USD	157,239	162,646	0.00
Sri Lanka 6.25% 27/07/2021 Reg S	LK	USD	144,136	114,226	0.00
Indonesia 8.375% 15/09/2026	ID	IDR	1,235,476,403	94,192	0.00
Argentina 0.500% 09/07/2029	AR	EUR	208,228	92,395	0.00
				835,559,145	**8.46**
폐쇄형 펀드					
Greencoat UK Wind Funds	GB	GBP	35,752,369	62,433,168	0.63
Sequoia Economic Infrastructure Income Fund	GB	GBP	39,994,397	54,194,036	0.55
International Public Partnerships	GB	GBP	21,463,849	46,712,977	0.47
TwentyFour Income Fund	GB	GBP	18,045,386	24,195,087	0.24
CVC Credit Partners European Opportunities	GB	GBP	16,908,324	20,502,040	0.21
Blackstone GSO Loan Financing	GB	EUR	25,557,937	17,791,324	0.18
Starwood European Real Estate Finance	GB	GBP	12,114,633	13,418,286	0.14
Fair Oaks Income Fund	GB	USD	22,475,565	12,136,805	0.12
Alcentra European Floating Rate Income Fund	GB	GBP	401,381	430,014	0.00
				251,813,737	**2.55**
개방형 펀드					
Fidelity ILF - The US Dollar Fund - A-ACC-USD	IE	USD	10,409	189,080,064	1.91
Fidelity ILF - The Euro Fund - A-ACC-EUR	IE	EUR	8,687	139,416,496	1.41
Fair Oaks High Grade Credit Fund	LU	EUR	34,939	40,802,988	0.41
Neuberger Berman CLO Income Fund	IE	USD	914,841	8,087,191	0.08
Principal Global Investors Fund	IE	USD	93	985	0.00
				377,387,724	**3.82**
커뮤니케이션 서비스					
Verizon Communications	US	USD	398,873	22,699,846	0.23
KDDI	JP	JPY	816,493	22,080,313	0.22
China Mobile	HK	HKD	3,467,362	21,208,269	0.21
Vodafone Group 6.25% VRN 03/10/2078	GB	USD	17,088,421	18,476,855	0.19
Cellnex Telecom 0.50% 05/07/2028	ES	EUR	5,744,228	9,274,275	0.09
Telecom Italia Finance 7.75% 24/01/2033 EMTN	LU	EUR	5,161,485	8,659,316	0.09
HKBN	HK	HKD	4,273,295	7,393,403	0.07
SoftBank Group 5.125% 19/09/2027	JP	USD	5,751,862	5,824,480	0.06
Netflix 3.625% 15/06/2030 Reg S	US	EUR	4,454,489	5,675,167	0.06
SoftBank Group 6.00% VRN (Perpetual)	JP	USD	5,686,183	5,279,621	0.05
Elisa	FI	EUR	103,851	5,110,700	0.05
Telefonica Europe 5.875% VRN (Perpetual)	NL	EUR	3,889,260	4,926,240	0.05
Axiata SPV5 3.064% 19/08/2050 EMTN	MY	USD	4,691,976	4,506,668	0.05
Altice France 3.375% 15/01/2028 Reg S	FR	EUR	4,007,147	4,421,538	0.04
Bharti Airtel 1.50% 17/02/2025 Reg S	IN	USD	3,976,486	4,399,882	0.04
LG Uplus	KR	KRW	448,127	4,385,686	0.04
Telstra	AU	AUD	2,236,670	4,210,147	0.04
Altice France 5.875% 01/02/2027 Reg S	FR	EUR	3,447,763	4,205,808	0.04
Far EasTone Telecommunications	TW	TWD	1,826,319	3,834,617	0.04
Crystal Almond 4.25% 15/10/2024 Reg S	LU	EUR	3,276,763	3,712,227	0.04
Telecom Italia 5.303% 30/05/2024	IT	USD	3,386,488	3,658,711	0.04
RCS & RDS 2.50% 05/02/2025 Reg S	RO	EUR	3,172,723	3,535,126	0.04
Dr Peng Holding HongKong 7.55% 01/12/2021	HK	USD	4,721,388	3,269,561	0.03
Infrastrutture Wireless Italiane	IT	EUR	288,705	3,121,377	0.03
HKT Trust and HKT	HK	HKD	2,405,842	3,111,120	0.03
Level 3 Financing 5.375% 15/01/2024	US	USD	2,788,189	2,818,455	0.03
Telecom Italia 2.75% 15/04/2025 EMTN	IT	EUR	2,237,075	2,703,225	0.03
RCS & RDS 3.25% 05/02/2028 Reg S	RO	EUR	2,386,898	2,654,145	0.03
Verizon Communications 4.812% 15/03/2039	US	USD	1,993,154	2,592,185	0.03
Telefonica Europe 3.75% VRN (Perpetual)	NL	EUR	2,185,226	2,586,594	0.03
Silknet 11.00% 02/04/2024	GE	USD	2,263,996	2,416,815	0.02
NetLink NBN Trust	SG	SGD	3,042,951	2,141,447	0.02
Banijay Entertainment 5.375% 01/03/2025 144A	FR	USD	2,087,609	2,125,447	0.02
CK Hutchison Group Telecom 1.50% 17/10/2031	LU	EUR	1,550,275	1,919,179	0.02
UPCB Finance IV 4.00% 15/01/2027 Reg S	KY	EUR	1,618,384	1,908,539	0.02
Deutsche Telekom	DE	EUR	116,324	1,771,295	0.02
Cellnex Telecom 1.875% 26/06/2029	ES	EUR	1,395,208	1,659,484	0.02
Hutchison Telecommunications Hong Kong Holdings	HK	HKD	10,727,569	1,607,290	0.02
Telecom Italia 5.875% 19/05/2023 EMTN	IT	GBP	1,109,464	1,567,183	0.02
Nippon Telegraph & Telephone	JP	JPY	67,943	1,432,876	0.01
SoftBank Group 6.125% 20/04/2025	JP	USD	1,262,676	1,351,063	0.01
Telefonica Europe 3.00% VRN (Perpetual)	NL	EUR	1,156,436	1,332,991	0.01
Altice France 5.50% 15/01/2028 144A	FR	USD	1,299,296	1,317,161	0.01
Telecom Italia 2.375% 12/10/2027 EMTN	IT	EUR	1,010,405	1,188,586	0.01
SoftBank Group 6.25% 15/04/2028	JP	USD	1,065,577	1,157,982	0.01
Vodafone Group 4.20% VRN 03/10/2078	GB	EUR	830,429	1,057,740	0.01
Telenor	NO	NOK	64,091	989,343	0.01
Telecom Italia 3.625% 19/01/2024 EMTN	IT	EUR	792,474	979,943	0.01
Telecom Italia	IT	EUR	2,742,791	931,165	0.01
PLDT 3.45% 23/06/2050 Reg S	PH	USD	811,296	837,661	0.01
Globe Telecom 2.50% 23/07/2030 Reg S	PH	USD	846,301	822,728	0.01
Globe Telecom 3.00% 23/07/2035 Reg S	PH	USD	776,291	737,597	0.01
Tencent Music 2.00% 03/09/2030	KY	USD	741,286	732,133	0.01
Turk Telekomunikasyon 4.875% 19/06/2024 Reg S	TR	USD	642,059	621,978	0.01
PLDT 2.50% 23/01/2031 Reg S	PH	USD	560,083	575,404	0.01
Tencent Music 1.375% 03/09/2025	KY	USD	555,964	556,343	0.01
AT&T 3.65% 01/06/2051	US	USD	566,410	554,787	0.01
AT&T	US	USD	19,731	529,374	0.01
AT&T 4.50% 15/05/2035	US	USD	438,494	512,727	0.01
Cellnex Telecom 2.875% 18/04/2025 EMTN	ES	EUR	396,237	500,396	0.01
Walt Disney 2.20% 13/01/2028	US	USD	464,847	486,629	0.00
Netflix 4.625% 15/05/2029	US	EUR	341,799	463,902	0.00
AT&T 4.35% 01/03/2029	US	USD	390,628	455,011	0.00
Bharti Airtel Int'l 5.35% 20/05/2024 Reg S	NL	USD	197,676	215,007	0.00
Spark New Zealand	NZ	NZD	62,618	186,180	0.00
NTT DoCoMo	JP	JPY	4,083	152,120	0.00
Turkcell Iletisim Hizmetleri 5.75% 15/10/2025 Reg S	TR	USD	131,033	130,797	0.00
Koninklijke KPN	NL	EUR	35,209	95,167	0.00
Softbank	JP	JPY	7,459	86,747	0.00
SingTel Group Treasury 2.375% 03/10/2026 EMTN	SG	USD	41,183	43,946	0.00
Axiata SPV2 4.357% 24/03/2026 EMTN	MY	USD	28,828	32,822	0.00
HKT Capital 3.00% 14/07/2026	VG	USD	16,473	17,570	0.00
				238,538,112	**2.41**

증권 자격 취득 또는 기타 통제 된 시장 에서 죽음을 맞게

에너지					
Petroleos Mexicanos 6.875% 04/08/2026	MX	USD	8,112,796	7,807,755	0.08
Petroleos Mexicanos 6.49% 23/01/2027	MX	USD	5,588,706	5,198,167	0.05
Total Capital 3.883% 11/10/2028	FR	USD	3,109,748	3,635,782	0.04
Tengizchevroil Finance 3.25% 15/08/2030 Reg S	BM	USD	3,334,778	3,381,399	0.03
Petroleos Mexicanos 5.35% 12/02/2028	MX	USD	3,930,977	3,362,715	0.03
Kommunalbanken 0.875% 12/03/2025 144A	NO	USD	2,929,706	2,972,621	0.03
Diamondback Energy 3.50% 01/12/2029	US	USD	2,972,343	2,960,902	0.03
Hilcorp Finance 5.75% 01/10/2025 144A	US	USD	3,064,592	2,844,018	0.03
DCP Midstream Oper. 5.375% 15/07/2025	US	USD	2,681,308	2,820,401	0.03
Cheniere 4.625% 15/10/2028 144A	US	USD	2,583,722	2,676,788	0.03
Targa Resources Partners 5.375% 01/02/2027	US	USD	2,327,208	2,344,232	0.02
Covey Park Energy 7.50% 15/05/2025 144A	US	USD	2,342,079	2,330,837	0.02
Comstock Resources 9.75% 15/08/2026	US	USD	2,171,070	2,272,025	0.02
EG Global Finance 6.75% 07/02/2025 144A	GB	USD	2,223,116	2,181,988	0.02
Targa Resources Partners 5.125% 01/02/2025	US	USD	2,141,329	2,153,353	0.02
MEG Energy 7.00% 31/03/2024 144A	CA	USD	2,028,129	1,931,793	0.02
Aker BP 4.00% 15/01/2031 144A	NO	USD	1,945,325	1,907,553	0.02
Geopark 5.50% 17/01/2027 Reg S	BM	USD	2,142,382	1,890,674	0.02
Sunoco Finance 5.50% 15/02/2026	US	USD	1,826,264	1,836,190	0.02
Hess Midstream Ops 5.125% 15/06/2028 144A	US	USD	1,777,006	1,778,676	0.02
Citgo Petroleum 7.00% 15/06/2025 144A	US	USD	1,874,592	1,772,661	0.02
Tengizchevroil Finance 2.625% 15/08/2025 Reg S	BM	USD	1,694,181	1,702,864	0.02
Sunoco Finance 6.00% 15/04/2027	US	USD	1,613,432	1,677,969	0.02
Cheniere Corpus Christi Holdings 5.125% 30/06/2027	US	USD	1,440,750	1,616,445	0.02
Parsley Finance 5.375% 15/01/2025 144A	US	USD	1,383,871	1,417,603	0.01
Endeavor Energy Resources 5.75% 30/01/2028 144A	US	USD	1,359,707	1,412,735	0.01
Petroleos Mexicanos 6.84% 23/01/2030	MX	USD	1,519,978	1,358,860	0.01
MEG Energy 7.125% 01/02/2027 144A	CA	USD	1,459,152	1,329,244	0.01
Harvest Midstream 7.50% 01/09/2028 144A	US	USD	1,307,661	1,301,122	0.01

현재 투자종목 명세서서 2020년 10월 31일

	국가 코드	CCY	주식 또는 명목	시가(USD)	% 순자산
Hess Midstream Ops 5.625% 15/02/2026 Reg S	US	USD	1,236,097	1,238,415	0.01
Antero Midstream Partners 5.75% 01/03/2027 144A	US	USD	1,321,602	1,191,919	0.01
Oil and Gas Holding 7.50% 25/10/2027 Reg S	BH	USD	1,074,467	1,136,435	0.01
Sunoco Finance 4.875% 15/01/2023	US	USD	1,055,794	1,067,561	0.01
EQM Midstream 6.50% 01/07/2027 144A	US	USD	991,666	1,052,896	0.01
CVR Energy 5.25% 15/02/2025 144A	US	USD	1,439,635	1,050,034	0.01
PBF Holdings 9.25% 15/05/2025 144A	US	USD	1,162,675	1,033,531	0.01
Cheniere Energy Partners 5.625% 01/10/2026	US	USD	964,713	989,265	0.01
CVR Energy 5.75% 15/02/2028 144A	US	USD	1,439,635	986,150	0.01
Eni 4.75% 12/09/2028	IT	USD	841,021	981,800	0.01
Petroleos Mexicanos 5.625% 23/01/2046	MX	USD	1,310,326	970,624	0.01
Diamondback Energy 5.375% 31/05/2025	US	USD	811,529	839,588	0.01
Global Partners 6.875% 15/01/2029 144A	US	USD	803,928	829,995	0.01
Occidental Petroleum 6.95% 01/07/2024	US	USD	862,480	821,512	0.01
Energy Transfer Operating 5.80% 15/06/2038	US	USD	797,262	814,779	0.01
New Fortress 6.75% 15/09/2025 144A	US	USD	788,128	814,172	0.01
Occidental Petroleum 5.55% 15/03/2026	US	USD	916,013	802,812	0.01
Magnolia Oil & Gas Fin. 6.00% 01/08/2026 144A	US	USD	835,527	802,106	0.01
Endeavor Energy 6.625% 15/07/2025 144A	US	USD	745,376	774,490	0.01
Targa Resources Partners 4.875% 01/02/2031 144A	US	USD	766,752	755,059	0.01
Rattler Midstream 5.625% 15/07/2025 144A	US	USD	728,647	750,051	0.01
Targa Resources Partners 6.875% 15/01/2029 144A	US	USD	693,330	746,421	0.01
Aker BP 2.875% 15/01/2026 144A	NO	USD	735,942	729,446	0.01
EG Global Finance 8.50% 30/10/2025 144A	GB	USD	700,765	717,934	0.01
Targa Resources Partners 5.50% 01/03/2030 144A	US	USD	709,129	713,483	0.01
DCP Midstream 5.625% 15/07/2027	US	USD	673,812	701,439	0.01
Archrock Partners 6.25% 01/04/2028 144A	US	USD	715,635	692,377	0.01
PBF Holding 6.00% 15/02/2028 144A	US	USD	1,681,278	650,360	0.01
Citgo Holding 9.25% 01/08/2024 144A	US	USD	704,482	634,034	0.01
Hess Midstream Ops 5.625% 15/02/2026 144A	US	USD	632,175	633,361	0.01
Occidental Petroleum 6.60% 15/03/2046	US	USD	770,470	631,304	0.01
Teekay 9.25% 15/11/2022 144A	MH	USD	620,837	597,804	0.01
Diamondback Energy 3.25% 01/12/2026	US	USD	571,293	586,966	0.01
W&T Offshore 9.75% 01/11/2023 144A	US	USD	839,245	547,607	0.01
Vivo Energy 5.125% 24/09/2027 Reg S	NL	USD	511,027	533,340	0.01
Antero Midstream Partners 5.75% 15/01/2028 144A	US	USD	586,449	523,347	0.01
Parsley Finance 5.625% 15/10/2027 144A	US	USD	486,074	517,791	0.01
Transocean Sentry 5.375% 15/05/2023 144A	KY	USD	791,846	510,740	0.01
YPF 8.50% 23/03/2025 Reg S	AR	USD	775,713	500,335	0.01
KLX Energy Services Hlgs 11.50% 01/11/2025 144A	US	USD	983,301	476,901	0.00
Diamondback Energy 2.875% 01/12/2024	US	USD	458,987	465,060	0.00
DCP Midstream Oper. 5.85% VRN 21/05/2043 144A	US	USD	618,978	462,813	0.00
Occidental Petroleum 6.45% 15/09/2036	US	USD	528,827	429,143	0.00
Targa Resources Partners 6.50% 15/07/2027 144A	US	USD	391,276	413,774	0.00
Antero Midstream Partners 5.375% 15/09/2024	US	USD	361,535	339,012	0.00
USA Compression Finance 6.875% 01/04/2026	US	USD	335,512	333,326	0.00
Viper Energy Partners 5.375% 01/11/2027 144A	US	USD	301,124	307,867	0.00
Eni 4.00% 12/09/2023 Reg S	IT	USD	265,822	287,724	0.00
Nabors Industries 5.75% 01/02/2025	US	USD	961,368	264,857	0.00
Occidental Petroleum 6.20% 15/03/2040	US	USD	302,983	241,541	0.00
Aker BP 5.875% 31/03/2025 144A	NO	USD	200,910	207,604	0.00
Tecpetrol 4.875% 12/12/2022 Reg S	AR	USD	183,446	171,888	0.00
Occidental Petroleum 4.50% 15/07/2044	US	USD	249,078	171,708	0.00
SESI 7.75% 15/09/2024	US	USD	600,390	141,092	0.00
Tidewater WTS 14/11/2042 (A)	US	USD	21,623	102,709	0.00
Denbury WTS 18/09/2025	US	USD	49,654	49,654	0.00
CNPC General Capital 3.40% 16/04/2023 Reg S	VG	USD	16,473	17,408	0.00
				107,632,736	**1.09**

유틸리티

	국가 코드	CCY	주식 또는 명목	시가(USD)	% 순자산
Iberdrola	ES	EUR	4,263,128	50,288,415	0.51
Endesa	ES	EUR	1,068,469	28,643,311	0.29
Comision Federal de Electric 5.00% 30/07/2049 EMTN	MX	USD	16,384,092	17,121,376	0.17
Greenko Dutch 5.25% 24/07/2024 Reg S	NL	USD	15,160,531	15,602,612	0.16
PG&E 4.55% 01/07/2030	US	USD	6,449,360	6,962,444	0.07
PG&E 4.95% 01/07/2050	US	USD	6,449,360	6,821,986	0.07
ContourGlobal Power Hlgs 4.125% 01/08/2025 Reg S	LU	EUR	5,220,241	6,156,204	0.06
DPL 4.35% 15/04/2029	US	USD	4,883,978	5,306,027	0.05
Infraestr. Energetica Nova 4.75% 15/01/2051 Reg S	MX	USD	5,241,302	4,945,168	0.05
Enel Finance International 2.875% 25/05/2022 144A	NL	USD	3,817,814	3,939,239	0.04
Commonwealth Edison 3.70% 15/08/2028	US	USD	3,205,432	3,732,816	0.04
Terraform Global Operating 6.125% 01/03/2026 144A	US	USD	3,222,217	3,265,910	0.03
Berkshire Hathaway Energy 3.25% 15/04/2028	US	USD	2,832,263	3,185,745	0.03
Brooklyn Union Gas 3.407% 10/03/2026 144A	US	USD	2,650,462	2,949,141	0.03
Oncor Electric Delivery 3.70% 15/11/2028	US	USD	2,516,504	2,944,178	0.03
DPL 4.125% 01/07/2025 144A	US	USD	2,533,534	2,650,710	0.03
Cleveland Electric 3.50% 01/04/2028 144A	US	USD	2,392,114	2,510,910	0.03
AES Gener 7.125% VRN 26/03/2079 Reg S	CL	USD	2,241,151	2,326,639	0.02
APT Pipelines 4.25% 15/07/2027 Reg S	AU	USD	1,793,839	2,014,301	0.02
TerraForm Power Operating 4.75% 15/01/2030 144A	US	USD	1,774,218	1,907,639	0.02
Clearway Energy Operating 4.75% 15/03/2028 144A	US	USD	1,688,713	1,780,782	0.02
Drax Finco 2.625% 01/11/2025	GB	EUR	1,484,833	1,740,288	0.02
TerraForm Power Operating 4.25% 31/01/2023 144A	US	USD	1,579,044	1,616,555	0.02
Duke Energy Florida 3.80% 15/07/2028	US	USD	1,052,530	1,233,691	0.01
Enagas	ES	EUR	55,639	1,201,156	0.01
Red Electrica	ES	EUR	64,941	1,144,342	0.01
Exelon Generation 5.60% 15/06/2042	US	USD	896,919	1,016,574	0.01
Exelon 4.70% 15/04/2050	US	USD	797,262	1,007,741	0.01
Empresa Electrica Guacolda 4.56% 30/04/2025 Reg S	CL	USD	1,227,775	978,976	0.01
Consorcio 4.70% 16/04/2034 Reg S	PE	USD	805,850	960,797	0.01
Vistra Operations 5.50% 01/09/2026 144A	US	USD	747,235	776,190	0.01
ContourGlobal Power Hlgs 3.375% 01/08/2023 Reg S	LU	EUR	633,980	737,331	0.01
Nextera Energy Ope.Partners 4.25% 15/09/2024 144A	US	USD	658,013	690,091	0.01
NRG Energy 5.25% 15/06/2029 144A	US	USD	614,331	666,435	0.01
Pattern Energy 4.50% 15/08/2028 144A	US	USD	615,260	642,643	0.01
TerraForm Power Operating 5.00% 31/01/2028 144A	US	USD	578,085	635,720	0.01
Vistra Operations 5.625% 15/02/2027 144A	US	USD	605,781	633,925	0.01
Boston Gas 3.001% 01/08/2029 144A	US	USD	574,107	625,267	0.01
NSG Holdings 7.75% 15/12/2025 144A	US	USD	559,946	595,584	0.01
Generacion Mediterranea 9.625% 27/07/2023 Reg S	AR	USD	1,035,419	529,959	0.01
Nextera Energy Ope.Partners 4.50% 15/09/2027 144A	US	USD	457,263	500,703	0.01
Piedmont Natural Gas 3.50% 01/06/2029	US	USD	354,033	401,361	0.00
Kallpa Generacion 4.875% 24/05/2026 Reg S	PE	USD	262,065	283,311	0.00
Energuate Trust 5.875% 03/05/2027 Reg S	KY	USD	157,239	162,194	0.00
Infraestructura Energetica 3.75% 14/01/2028 Reg S	MX	USD	144,136	143,748	0.00
Empresa Distribuidora 9.75% 25/10/2022 Reg S	AR	USD	183,446	137,584	0.00
AES 3.30% 15/07/2025 144A	US	USD	10,409	11,312	0.00
AES 3.95% 15/07/2030 144A	US	USD	8,922	9,917	0.00
				194,138,948	**1.96**

소재

	국가 코드	CCY	주식 또는 명목	시가(USD)	% 순자산
Braskem America 7.125% 22/07/2041 Reg S	US	USD	4,494,416	4,814,644	0.05
CeramTec Bond 5.25% 15/12/2025 Reg S	DE	EUR	4,185,361	4,727,529	0.05
Ardagh Packaging Finance 5.25% 15/08/2027 144A	SU	USD	4,361,429	4,481,369	0.05
Schoeller Packaging 6.375% 01/11/2024 Reg S	NL	EUR	3,642,873	4,080,615	0.04
Air Liquide Finance 2.50% 27/09/2026 144A	FR	USD	3,463,781	3,760,046	0.04
First Quantuam Minerals 6.875% 15/10/2027 144A	CA	USD	3,671,147	3,671,147	0.04
Consolidated Energy Fin. 6.50% 15/05/2026 144A	LU	USD	3,883,947	3,602,361	0.04
Ardagh Packaging Finance 4.125% 15/08/2026 144A	SU	USD	3,010,399	3,074,370	0.03
First Quantum Minerals 7.50% 01/04/2025 144A	CA	USD	2,833,172	2,840,963	0.03
Glencore Funding 2.50% 01/09/2030 144A	US	USD	2,625,017	2,551,586	0.03
First Quantum Minerals 6.875% 01/03/2026 144A	CA	USD	2,520,708	2,506,529	0.03
Big River Steal 6.625% 31/01/2029 144A	US	USD	2,376,466	2,452,216	0.02
Berry Global 4.50% 15/02/2026 144A	US	USD	2,333,714	2,372,816	0.02
Compass Minerals Intl. 6.75% 01/12/2027 144A	US	USD	2,037,237	2,213,845	0.02
Consolidated Eng. Fin. 4.00% FRN 15/06/2022 144A	LU	USD	2,311,409	2,209,703	0.02
Valvoline 4.25% 15/02/2030 144A	US	USD	1,857,863	1,897,807	0.02
Berry Global 1.00% 15/01/2025 Reg S	US	EUR	1,605,553	1,798,294	0.02
Braskem Finance 6.45% 03/02/2024	KY	USD	1,598,073	1,707,557	0.02
Sherwin-Williams 4.20% 15/01/2022	US	USD	1,559,658	1,615,867	0.02
Hudbay Minerals 6.125% 01/04/2029 144A	CA	USD	1,493,540	1,527,145	0.02
Constellium 5.625% 15/06/2028 144A	FR	USD	1,451,717	1,515,411	0.02
Syngenta Finance 5.182% 24/04/2028 144A	NL	USD	1,314,217	1,438,636	0.01
First Quantum Minerals 7.25% 01/04/2023 144A	CA	USD	1,387,564	1,396,618	0.01
Boise Cascade 4.875% 01/07/2030 144A	US	USD	1,278,849	1,369,392	0.01
First Quantum Minerals 7.25% 01/04/2023 Reg S	CA	USD	1,144,438	1,151,906	0.01
Syngenta Finance 5.182% 24/04/2028 Reg S	NL	USD	1,050,155	1,149,574	0.01
OCI 5.25% 01/11/2024 144A	NL	USD	1,104,123	1,131,036	0.01
Braskem Netherland 4.50% 31/01/2030 Reg S	NL	USD	1,179,293	1,090,610	0.01
Newcastle 4.40% 29/09/2027 Reg S	AU	USD	1,072,805	1,051,642	0.01
WR Grace 4.875% 15/06/2027 144A	US	USD	1,000,960	1,049,757	0.01
FMG Resources August 5.125% 15/03/2023 144A	AU	USD	988,878	1,034,613	0.01
First Quantum Minerals 6.50% 01/03/2024 144A	CA	USD	1,033,489	1,027,675	0.01
Flex Acquisition 6.875% 15/01/2025 144A	US	USD	1,004,677	990,863	0.01
INEOS Group Holdings 5.375% 01/08/2024 Reg S	LU	EUR	792,474	922,405	0.01
Air Liquide France 2.25% 10/09/2029 144A	FR	USD	765,476	815,404	0.01
Axalta Coating 4.75% 15/06/2027 144A	SU	USD	737,011	771,098	0.01
Votorantim 7.25% 05/04/2041 Reg S	LU	USD	586,044	750,142	0.01
Joseph T Ryderson & Sons 8.50% 01/08/2028 144A	US	USD	669,165	718,299	0.01
FMG Resources August 4.75% 15/05/2022 144A	AU	USD	645,001	661,239	0.01
PolyOne 5.75% 15/05/2025 144A	US	USD	597,602	628,038	0.01
Infrabuild Australia 12.00% 01/10/2024 144A	AU	USD	605,037	602,012	0.01
Ardagh Packaging Finance 6.00% 15/02/2025 144A	SU	USD	487,375	504,312	0.01
Arconic Rolled 6.00% 15/05/2025 144A	US	USD	461,910	489,798	0.00
Graham Packaging 7.125% 15/08/2028 144A	US	USD	463,769	485,508	0.00
Berry Global 4.875% 15/07/2026 144A	US	USD	394,064	412,585	0.00
Syngenta Finance 4.892% 24/04/2025 Reg S	NL	USD	378,879	410,974	0.00
Berry Global 5.625% 15/07/2027 144A	US	USD	322,501	337,987	0.00
Intelligent Packing 6.00.% 15/09/2028 144A	CA	USD	313,207	319,275	0.00
Plastipak Holdings 6.25% 15/10/2025 144A	US	USD	291,830	292,742	0.00
First Quantum Minerals 6.875% 01/03/2026 Reg S	CA	USD	183,446	182,414	0.00
GTL Trade Finance 5.893% 29/04/2024 Reg S	VG	USD	131,033	144,503	0.00
Vedanta Resources 8.25% 07/06/2021 Reg S	GB	USD	52,413	46,058	0.00
				82,798,935	**0.84**

산업재

	국가 코드	CCY	주식 또는 명목	시가(USD)	% 순자산
Ferrovial	ES	EUR	972,451	21,044,625	0.21

현재 투자종목 명세서서 2020년 10월 31일

	국가 코드	CCY	주식 또는 명목	시가(USD)	% 순자산
Autostrade per l'Italia 1.625% 12/06/2023 MTN	IT	EUR	6,417,460	7,420,587	0.08
Empresa Trans. Pasajero 4.70% 07/05/2050 Reg S	CL	USD	5,057,856	6,159,913	0.06
Techem 2.00% 15/07/2025 Reg S	DE	EUR	5,431,648	6,020,088	0.06
Vertical Holdco 6.625% 15/07/2028 Reg S	DE	EUR	4,711,354	5,677,888	0.06
XPO Logistics 6.25% 01/05/2025 144A	US	USD	5,190,576	5,526,380	0.06
Avolon Holdings Funding 4.375% 01/05/2026 144A	KY	USD	4,012,560	3,901,901	0.04
Global Ship Lease 9.875% 15/11/2022 144A	MH	USD	3,599,580	3,658,919	0.04
LBC Tank Terminals 6.875% 15/05/2023 144A	NL	USD	3,085,596	3,087,524	0.03
TransDigm 6.25% 15/03/2026 144A	US	USD	2,709,190	2,823,180	0.03
Autostrade per l'Italia 5.875% 09/06/2024 EMTN	IT	EUR	2,078,925	2,772,262	0.03
Experian Finance 2.75% 08/03/2030 144A	GB	USD	2,487,798	2,665,028	0.03
Brand Industrial Services 8.50% 15/07/2025 144A	US	USD	2,643,203	2,490,426	0.03
Delta Air lines 4.50% 20/10/2025 144A	SU	USD	2,337,458	2,368,518	0.02
Advanced Drainage Systems 5.00% 30/09/2027 144A	US	USD	1,995,414	2,095,065	0.02
Navios Acquisition Fin. US 8.125% 15/11/2021 144A	SU	USD	2,845,812	1,912,030	0.02
Meritor 6.25% 01/06/2025 144A	US	USD	1,807,676	1,893,540	0.02
Prumo Investimentos 7.50% 31/12/2031 Reg S	BR	USD	1,756,894	1,877,681	0.02
Bombardier 7.875% 15/04/2027 144A	CA	USD	2,496,173	1,822,206	0.02
GFL Environmental 4.25% 01/06/2025 144A	CA	USD	1,750,983	1,789,285	0.02
DAE Funding 4.50% 01/08/2022 144A	US	USD	1,734,644	1,752,164	0.02
Delta Air Lines 7.00% 01/05/2025 144A	US	USD	1,594,523	1,740,948	0.02
Autostrade per l'Italia 2.875% 26/02/2021 EMTN	IT	EUR	1,481,879	1,727,714	0.02
ASGN 4.625% 15/05/2028 144A	US	USD	1,669,196	1,719,238	0.02
Stena International 6.125% 01/02/2025 144A	LU	USD	1,791,948	1,688,911	0.02
Navios Logistics 10.75% 01/07/2025 144A	SU	USD	1,584,621	1,675,736	0.02
Uber Technology 7.50% 15/05/2025 144A	US	USD	1,539,080	1,619,944	0.02
TransDigm 8.00% 15/12/2025 144A	US	USD	1,390,377	1,506,891	0.02
Avolon Holdings Funding 5.125% 01/10/2023 144A	KY	USD	1,317,884	1,342,685	0.01
Navios Maritime Fin. II US 11.25% 15/08/2022 144A	SU	USD	1,593,915	1,307,010	0.01
Avolon Holdings Funding 5.25% 15/05/2024 144A	KY	USD	1,266,767	1,289,552	0.01
Stena International 3.75% 01/02/2025 Reg S	LU	EUR	1,078,175	1,175,685	0.01
IHS Markit 4.75% 15/02/2025 144A	BM	USD	1,031,630	1,164,452	0.01
Elementia 5.50% 15/01/2025 Reg S	MX	USD	1,087,570	1,091,377	0.01
APX Group 7.625% 01/09/2023	US	USD	1,050,218	1,065,315	0.01
Adani Ports&Special Econ. 4.375% 03/07/2029 Reg S	IN	USD	1,011,690	1,023,723	0.01
Spirit Loyalty 8.00% 20/09/2025 144A	KY	USD	960,066	1,018,870	0.01
TransDigm UK Holdings 6.875% 15/05/2026	GB	USD	910,808	906,824	0.01
ACS Group	ES	EUR	37,591	893,418	0.01
Western Global Airlines 10.375% 15/08/2025 144A	US	USD	844,821	876,485	0.01
HD Supply 5.375% 15/10/2026 144A	US	USD	828,092	862,769	0.01
Mileage Plus 6.50% 20/06/2027 144A	US	USD	816,010	851,200	0.01
Bombardier 7.50% 01/12/2024 144A	CA	USD	1,114,346	844,123	0.01
Nielsen Finance 5.875% 01/10/2030 144A	US	USD	794,634	834,862	0.01
Nielsen Finance 5.625% 01/10/2028 144A	US	USD	794,634	819,963	0.01
Global Ship Lease 9.875% 15/11/2022 Reg S	MH	USD	780,781	793,653	0.01
BWX Technology 4.125% 30/06/2028 144A	US	USD	762,105	772,108	0.01
Booz Allen 3.875% 01/09/2028 144A	US	USD	757,458	770,240	0.01
Avolon Holdings Funding 2.875% 15/02/2025 144A	KY	USD	797,262	752,867	0.01
Vertical 4.375% 15/07/2027 Reg S	DE	EUR	586,166	692,302	0.01
Uber Technology 6.25% 15/01/2028 144A	US	USD	673,812	683,920	0.01
Pike 5.50% 01/09/2028 144A	US	USD	639,425	655,545	0.01
Delta Air lines 4.75% 20/10/2028 144A	SU	USD	569,381	581,309	0.01
Signature Aviation US Hldg 4.00% 01/03/2028 144A	US	USD	577,155	560,816	0.01
Hillman Group 6.375% 15/07/2022 144A	US	USD	545,556	540,654	0.01
Navios Maritime Fin. II US 7.375% 15/01/2022 144A	SU	USD	1,105,982	530,871	0.01
Signature Aviation US Hldg 5.375% 01/05/2026 144A	US	USD	470,275	476,153	0.00
IHS Markit 4.00% 01/03/2026 144A	BM	USD	426,593	475,965	0.00
Transurban Finance 2.45% 16/03/2031 Reg S	AU	USD	440,653	449,330	0.00
Wolverine Escrow 8.50% 15/11/2024 144A	US	USD	473,063	367,511	0.00
IAA 5.50% 15/06/2027 144A	US	USD	269,525	283,843	0.00
Ashtead Capital 4.00% 01/05/2028 144A	US	USD	229,213	239,527	0.00
Moog 4.25% 15/12/2027 144A	US	USD	206,326	212,000	0.00
DAE Funding 5.00% 01/08/2024 Reg S	US	USD	196,549	198,961	0.00
Hutchison Whampoa Int'l 7.45% 24/11/2033 Reg S	KY	USD	16,473	25,731	0.00
SMBC Aviation Capital Fin. 2.65% 15/07/2021 Reg S	IE	USD	16,473	16,603	0.00
Continental Airlines Trust 9.798% 01/04/2021	US	USD	6,221	5,935	0.00
Avolon Holdings Funding 3.95% 01/07/2024 144A	KY	USD	2,788	2,730	0.00
				127,895,479	**1.29**

정보 기술

	국가 코드	CCY	주식 또는 명목	시가(USD)	% 순자산
Adevinta 2.625% 15/11/2025 Reg S	NO	EUR	9,828,177	11,447,455	0.12
IHS Netherlands 8.00% 18/09/2027 Reg S	NL	USD	7,108,438	7,268,378	0.07
ams 6.00% 31/07/2025 Reg S	AT	EUR	4,656,166	5,655,215	0.06
Camelot Finance 4.50% 01/11/2026 144A	LU	USD	4,925,801	5,119,754	0.05
Hurricane Finance 8.00% 15/10/2025 Reg S	GB	GBP	3,268,579	4,407,886	0.04
Nexi 1.75% 31/10/2024	IT	EUR	3,515,153	4,092,258	0.04
Micron Technology 4.64% 06/02/2024	US	USD	3,664,718	4,079,714	0.04
Solera Finance 10.50% 01/03/2024 144A	US	USD	3,364,415	3,497,376	0.04
Adevinta 3.00% 15/11/2027 Reg S	NO	EUR	2,893,282	3,405,655	0.03
Banff Merger Sub 9.75% 01/09/2026 144A	US	USD	2,743,578	2,887,616	0.03
IHS Netherlands 7.125% 18/03/2025 Reg S	NL	USD	2,760,025	2,801,425	0.03
Sensata Technologies 3.75% 15/02/2031 144A	US	USD	2,788,189	2,763,792	0.03
Adobe 2.15% 01/02/2027	US	USD	2,526,072	2,692,348	0.03
Hurricane Finance 8.00% 15/10/2025	GB	GBP	1,738,116	2,296,833	0.02
Go Daddy Finance 5.25% 01/12/2027 144A	US	USD	2,027,013	2,127,097	0.02
PLT VII Finance 4.625% 05/01/2026 Reg S	LU	EUR	1,759,195	2,059,798	0.02
Dell International 8.10% 15/07/2036 144A	US	USD	1,514,797	2,050,385	0.02
Open Text 5.875% 01/06/2026 144A	CA	USD	1,858,793	1,935,468	0.02
Alphabet 2.05% 15/08/2050	US	USD	1,993,154	1,813,527	0.02
Qorvo 4.375% 15/10/2029	US	USD	1,596,703	1,712,655	0.02
Apple 1.25% 20/08/2030	US	USD	1,722,322	1,702,469	0.02
Microsoft 2.525% 01/06/2050	US	USD	1,634,386	1,666,011	0.02
Microsoft 2.40% 08/08/2026	US	USD	1,367,196	1,485,390	0.02
EIG Investors 10.875% 01/02/2024	US	USD	1,331,825	1,384,266	0.01
Gartner 4.50% 01/07/2028 144A	US	USD	1,301,155	1,359,980	0.01
Apple 2.75% 13/01/2025	US	USD	1,205,086	1,304,330	0.01
Microsoft 2.675% 01/06/2060	US	USD	1,213,831	1,243,645	0.01
Entegris 4.625% 10/02/2026 144A	US	USD	1,098,546	1,128,757	0.01
CDK Global 4.875% 01/06/2027	US	USD	1,081,817	1,123,143	0.01
TTM Technologies 5.625% 01/10/2025 144A	US	USD	1,078,100	1,111,677	0.01
Open Text Holdings 4.125% 15/02/2030 144A	US	USD	1,019,548	1,059,657	0.01
QUALCOMM 3.25% 20/05/2027	US	USD	947,277	1,055,432	0.01
Cree 1.75% 01/05/2026	US	USD	683,598	1,030,667	0.01
Hewlett Packard Enterprise 4.65% 01/10/2024	US	USD	907,284	1,024,977	0.01
ON Semiconductor 3.875% 01/09/2028 144A	US	USD	979,584	997,951	0.01
NXP 4.625% 01/06/2023 144A	NL	USD	792,474	869,507	0.01
Black Knight InfoServ 3.625% 01/09/2028 144A	US	USD	842,962	854,553	0.01
CDW Finance 4.25% 01/04/2028	US	USD	796,493	823,988	0.01
Sabre GLBL 7.375% 01/09/2025 144A	US	USD	788,128	805,073	0.01
Envestnet 0.75% 15/08/2025	US	USD	727,544	731,056	0.01
GTT Communications 7.875% 31/12/2024 144A	US	USD	1,409,894	710,234	0.01
NortonLifeLock 5.00% 15/04/2025 144A	US	USD	674,742	688,884	0.01
Fiserv 2.75% 01/07/2024	US	USD	621,950	663,605	0.01
Fiserv 1.625% 01/07/2030	US	EUR	518,220	656,375	0.01
Sabre GLBL 9.25% 15/04/2025 144A	US	USD	542,767	599,080	0.01
Tripadvisor 7.00% 15/07/2025 144A	US	USD	532,544	554,978	0.01
Apple 3.85% 04/08/2046	US	USD	438,494	539,003	0.01
Tempo Acquisition Finance 6.75% 01/06/2025 144A	US	USD	514,886	523,124	0.01
Northwest 10.75% 01/06/2028 144A	US	USD	420,087	476,799	0.00
Unisys 6.875% 01/11/2027 144A	US	USD	449,828	466,134	0.00
CDK Global 5.25% 15/05/2029 144A	US	USD	333,653	358,224	0.00
NCR 8.125% 15/04/2025 144A	US	USD	304,842	335,707	0.00
CDK Global 5.875% 15/06/2026	US	USD	319,712	333,500	0.00
Science Applications Intl. 4.875% 01/04/2028 144A	US	USD	195,314	204,939	0.00
Amadeus IT Group	ES	EUR	3,041	145,224	0.00
				104,132,974	**1.05**

소비재

	국가 코드	CCY	주식 또는 명목	시가(USD)	% 순자산
Wynn Macau 5.125% 15/12/2029 Reg S	KY	USD	19,853,812	18,410,440	0.19
Melco Resorts Finance 5.625% 17/07/2027 Reg S	KY	USD	10,596,510	10,780,744	0.11
Altice France Holding 8.00% 15/05/2027 Reg S	LU	EUR	8,196,331	10,043,781	0.10
CCO Holdings Capital 5.125% 01/05/2027 144A	US	USD	8,084,819	8,484,007	0.09
Altice Financing 7.50% 15/05/2026 144A	LU	USD	6,955,355	7,268,485	0.07
GEMS Education Delaware 7.125% 31/07/2026 Reg S	SU	USD	6,768,551	6,709,327	0.07
CBR Fashion Finance 5.125% 01/10/2022 Reg S	NL	EUR	6,285,127	6,555,310	0.07
CCO Holdings Capital 4.75% 01/03/2030 144A	US	USD	5,699,058	6,001,678	0.06
Verisure Midholding 5.75% 01/12/2023 Reg S	SE	EUR	5,155,966	5,986,534	0.06
Novem Group 5.25% FRN 15/05/2024 Reg S	DE	EUR	4,740,578	5,333,963	0.05
Laureate Education 8.25% 01/05/2025 144A	US	USD	4,483,408	4,784,177	0.05
CCO Holdings 4.25% 01/02/2031 144A	US	USD	4,646,982	4,780,490	0.05
eBay 2.70% 11/03/2030	US	USD	4,210,120	4,415,178	0.04
Ziggo 5.50% 15/01/2027 144A	NL	USD	4,028,747	4,187,258	0.04
Caesars Entertainment 8.125% 01/07/2027 144A	US	USD	3,930,417	4,107,286	0.04
TEGNA 5.00% 15/09/2029 144A	US	USD	4,047,521	4,101,523	0.04
Cirsa Finance Int'l 6.25% 20/12/2023 Reg S	LU	EUR	3,811,801	3,954,052	0.04
Industria de Diseno Textil	ES	EUR	157,939	3,899,105	0.04
JLR Automotive 7.75% 15/10/2025 144A	GB	USD	3,778,442	3,776,081	0.04
DISH Network 3.375% 15/08/2026	US	USD	4,055,328	3,624,635	0.04
Banijay Group 6.50% 01/03/2026 Reg S	FR	EUR	3,141,180	3,575,460	0.04
DISH DBS 5.875% 15/07/2022	US	USD	3,385,791	3,490,750	0.04
Toyota Motor 3.669% 20/07/2028	JP	USD	2,966,221	3,443,439	0.03
DISH DBS 5.00% 15/03/2023	US	USD	3,355,121	3,384,545	0.03
Charter Communications 6.834% 23/10/2055	US	USD	2,331,265	3,302,075	0.03
Sands China 4.375% 18/06/2030 Reg S	KY	USD	3,044,869	3,130,186	0.03
Carnival 9.875% 01/08/2027 144A	PA	USD	2,878,340	2,997,072	0.03
Sirius XM Radio 3.875% 01/08/2022 144A	US	USD	2,788,189	2,812,586	0.03
DISH Network 2.375% 15/03/2024	US	USD	3,082,808	2,780,685	0.03
BMW US Capital 3.625% 18/04/2029 144A	US	USD	2,392,114	2,699,356	0.03
Daimler Fin. North America 3.25% 01/08/2024 144A	US	USD	2,411,251	2,603,327	0.03
Match Group 5.00% 15/12/2027 144A	US	USD	2,501,935	2,602,488	0.03
Charter Communications 6.484% 23/10/2045	US	USD	1,889,661	2,559,685	0.03
CSC Holdings 7.50% 01/04/2028 Reg S	US	USD	2,264,939	2,482,939	0.03
Burger King 4.00% 15/10/2030 144A	CA	USD	2,419,219	2,407,123	0.02
International Game Tech 5.25% 15/01/2029 144A	GB	USD	2,423,866	2,403,517	0.02
Cirsa Finance Int'l 7.875% 20/12/2023 144A	LU	USD	2,618,594	2,389,467	0.02
Lennar 5.375% 01/10/2022	US	USD	2,196,193	2,346,665	0.02

현재 투자종목 명세서서 2020년 10월 31일

	국가 코드	CCY	주식 또는 명목	시가(USD)	% 순자산
GEMS Education Delaware 7.125% 31/07/2026 144A	SU	USD	2,340,220	2,319,743	0.02
Charter Communications 5.75% 01/04/2048	US	USD	1,803,128	2,261,869	0.02
Royal Caribbean Cruises 11.50% 01/06/2025 144A	LR	USD	1,963,814	2,251,022	0.02
CSC Holdings 7.50% 01/04/2028 144A	US	USD	2,044,672	2,241,472	0.02
Radiate Holco 4.50% 15/09/2026 144A	US	USD	2,139,470	2,154,982	0.02
Nissan Motor Acceptance 3.875% 21/09/2023 144A	US	USD	2,009,376	2,099,811	0.02
Nissan Motor 4.81% 17/09/2030 Reg S	JP	USD	2,059,127	2,074,454	0.02
Comcast 3.375% 15/08/2025	US	USD	1,846,712	2,059,931	0.02
Golden Entertainment 7.625% 15/04/2026 144A	US	USD	2,044,672	2,050,734	0.02
Station Casinos 5.00% 01/10/2025 144A	US	USD	2,043,743	2,037,356	0.02
Hilton Domestic Operating 4.875% 15/01/2030	US	USD	1,964,890	2,025,065	0.02
DISH DBS 7.75% 01/07/2026	US	USD	1,868,087	1,987,205	0.02
CRC Finco 5.25% 15/10/2025 144A	US	USD	2,075,342	1,973,681	0.02
Lennar 5.00% 15/06/2027	US	USD	1,671,886	1,914,309	0.02
CCM Merge 6.375% 01/05/2026 144A	US	USD	1,858,793	1,907,586	0.02
Intercontinental Hotel Grp. 1.625% 08/10/2024 EMTN	GB	EUR	1,610,753	1,873,708	0.02
Group 1 Auto 4.00% 15/08/2028 144A	US	USD	1,858,793	1,863,440	0.02
CSC Holdings 4.625% 01/12/2030 144A	US	USD	1,855,075	1,857,644	0.02
AMC Networks 4.75% 01/08/2025	US	USD	1,853,216	1,856,005	0.02
CSC Holdings 5.50% 15/04/2027 144A	US	USD	1,756,559	1,852,292	0.02
NCL 12.25% 15/05/2024 144A	BM	USD	1,691,501	1,845,851	0.02
United Group 4.875% 01/07/2024 Reg S	NL	EUR	1,505,590	1,759,578	0.02
Twin River Worldwide Hldg 6.75% 01/06/2027 144A	US	USD	1,711,948	1,745,331	0.02
CSC Holdings 6.50% 01/02/2029 144A	US	USD	1,553,951	1,727,799	0.02
NCL 10.25% 01/02/2026 144A	BM	USD	1,642,243	1,691,511	0.02
CCO Holdings Capital 4.50% 15/08/2030 144A	US	USD	1,625,514	1,691,364	0.02
L Brands 6.625% 01/10/2030 144A	US	USD	1,585,550	1,667,801	0.02
Radiate Holdco 6.50% 15/09/2028 144A	US	USD	1,583,691	1,637,141	0.02
Aston Martin Capital Hldgs 12.00% 15/04/2022 Reg S	GB	USD	1,519,942	1,618,738	0.02
Caesars Entertainment 6.25% 01/07/2025 144A	US	USD	1,572,539	1,615,791	0.02
Univision 6.625% 01/06/2027 144A	US	USD	1,569,750	1,590,353	0.02
Nissan Motor 4.345% 17/09/2027 Reg S	JP	USD	1,531,991	1,538,974	0.02
Sotheby's 7.375% 15/10/2027 144A	US	USD	1,493,540	1,525,935	0.02
Wynn Resorts Capital 7.75% 15/04/2025 144A	US	USD	1,438,706	1,515,590	0.02
KFC Holding 5.25% 01/06/2026 144A	US	USD	1,430,341	1,480,689	0.01
Expedia Group 4.625% 01/08/2027 144A	US	USD	1,393,954	1,463,742	0.01
LCPR Senior Secured Fin 6.75% 15/10/2027 144A	IE	USD	1,375,293	1,462,968	0.01
VTR Finance 6.375% 15/07/2028 Reg S	NL	USD	1,362,739	1,456,427	0.01
Golden Nugget 6.75% 15/10/2024 144A	US	USD	1,715,666	1,447,593	0.01
Expedia Group 3.60% 15/12/2023 144A	US	USD	1,393,954	1,434,403	0.01
Altice France Holding 10.50% 15/05/2027 Reg S	LU	USD	1,287,214	1,423,659	0.01
Booking Holdings 4.625% 13/04/2030	US	USD	1,195,893	1,418,892	0.01
Burger King 5.00% 15/10/2025 144A	CA	USD	1,376,436	1,411,329	0.01
Viacom 6.25% VRN 28/02/2057	US	USD	1,198,921	1,306,489	0.01
Sirius XM Radio 5.00% 01/08/2027 144A	US	USD	1,228,662	1,288,823	0.01
Volvo Car 3.25% 18/05/2021	SE	EUR	1,055,720	1,249,109	0.01
Hilton Domestic Operating 5.125% 01/05/2026	US	USD	1,223,086	1,242,728	0.01
Royal Caribbean Cruises 9.125% 15/06/2023 144A	LR	USD	1,185,910	1,236,311	0.01
Burger King 3.875% 15/01/2028 144A	CA	USD	1,183,122	1,200,916	0.01
Taylor Morrison Comm. 5.875% 15/04/2023 144A	SU	USD	1,131,075	1,200,337	0.01
Carnival 10.50% 01/02/2026 144A	PA	USD	1,074,382	1,158,990	0.01
American Honda Finance 3.50% 15/02/2028 GMTN	US	USD	1,014,256	1,146,958	0.01
Hilton Domestic Operating 5.375% 01/05/2025 144A	US	USD	1,105,982	1,144,005	0.01
Boyd Gaming 4.75% 01/12/2027	US	USD	1,169,181	1,139,448	0.01
Academy 6.00% 15/11/2027 144A	US	USD	1,098,546	1,104,039	0.01
Aramark Services 6.375% 01/05/2025 144A	US	USD	1,046,500	1,100,133	0.01
Golden Nugget 8.75% 01/10/2025 144A	US	USD	1,334,613	1,083,539	0.01
Sirius XM 4.125% 01/07/2030 144A	US	USD	1,040,924	1,071,381	0.01
Hilton Domestic Operating 5.75% 01/05/2028 144A	US	USD	1,007,466	1,057,920	0.01
Sands China 3.80% 08/01/2026 Reg S	KY	USD	1,025,265	1,052,783	0.01
CSC Holdings 5.75% 15/01/2030 144A	US	USD	983,301	1,052,427	0.01
CSC Holdings 5.375% 01/02/2028 144A	US	USD	980,513	1,044,246	0.01
Burger King 4.375% 15/01/2028 144A	CA	USD	1,024,195	1,038,728	0.01
CSC Holdings 3.375% 15/02/2031 144A	US	USD	1,068,806	1,029,271	0.01
Expedia Group 7.00% 01/05/2025 144A	US	USD	956,349	1,024,797	0.01
Sirius XM Radio 4.625% 15/07/2024 144A	US	USD	950,772	981,625	0.01
Marriott International 3.125% 15/06/2026	US	USD	976,569	980,507	0.01
Terrier Media Buyer 8.875% 15/12/2027 144A	US	USD	940,549	963,235	0.01
Volkswagen Group 4.625% 13/11/2025 Reg S	US	USD	761,724	881,749	0.01
CSC Holdings 4.125% 01/12/2030 144A	US	USD	786,269	798,614	0.01
Carvana 5.875% 01/10/2028 144A	US	USD	803,928	795,189	0.01
KFC Holding 4.75% 01/06/2027 144A	US	USD	754,670	783,174	0.01
CCO Holdings Capital 5.00% 01/02/2028 144A	US	USD	743,517	782,522	0.01
Match Group 4.125% 01/08/2030 144A	US	USD	762,105	779,611	0.01
Altice France Holding 6.00% 15/02/2028 144A	LU	USD	794,634	763,643	0.01
Nexstar Broadcasting 5.625% 15/07/2027 144A	US	USD	725,859	757,844	0.01
Viking Cruises 13.00% 15/05/2025 144A	BM	USD	656,154	742,684	0.01
Marriott International 4.625% 15/06/2030	US	USD	688,676	735,987	0.01
Daimler Fin. North America 4.30% 22/02/2029 144A	US	USD	621,950	726,899	0.01
VOC Escrow 5.00% 15/02/2028 144A	BM	USD	827,163	717,717	0.01
Daimler Fin. North America 3.10% 15/08/2029 144A	US	USD	669,792	716,272	0.01
Seaworld Parks 9.50% 01/08/2025 144A	US	USD	686,824	715,585	0.01
Ashton Woods Finance 9.875% 01/04/2027 144A	US	USD	636,636	708,933	0.01
Winnebago 6.25% 15/07/2028 144A	US	USD	659,871	699,051	0.01
Match Group 5.625% 15/02/2029 144A	US	USD	617,119	666,489	0.01
Diamond Sports Group 5.375% 15/08/2026 144A	US	USD	1,084,606	635,172	0.01
Lamar Media 4.875% 15/01/2029 144A	US	USD	605,037	629,239	0.01
CCO Holdings Capital 4.50% 01/05/2032 144A	US	USD	605,966	627,175	0.01
Scripps Escrow 5.875% 15/07/2027 144A	US	USD	591,096	575,580	0.01
Peninsula 8.50% 15/11/2027 144A	US	USD	537,191	550,621	0.01
Scientifi 8.625% 01/07/2025 144A	US	USD	522,321	543,699	0.01
New Home 7.25% 15/10/2025 144A	US	USD	536,262	540,954	0.01
DISH DBS 5.875% 15/11/2024	US	USD	528,827	534,228	0.01
Powdr 6.00% 01/08/2025 144A	US	USD	512,097	518,268	0.01
Comcast 3.95% 15/10/2025	US	USD	421,012	482,656	0.00
Yum! Brands 4.75% 15/01/2030 144A	US	USD	441,463	475,235	0.00
Vail Resorts 6.25% 15/05/2025 144A	US	USD	436,816	459,203	0.00
Matalan Finance 6.75% 31/01/2023 Reg S	GB	GBP	481,649	412,089	0.00
Lennar 5.25% 01/06/2026	US	USD	361,330	411,469	0.00
Viacom 5.875% VRN 28/02/2057	US	USD	390,904	395,546	0.00
EW Scripps 5.125% 15/05/2025 144A	US	USD	401,499	383,683	0.00
Clear Channel Intl. 6.625% 01/08/2025 144A	NL	USD	368,970	376,811	0.00
Entercom Media 6.50% 01/05/2027 144A	US	USD	388,488	339,398	0.00
CCO Holdings Capital 5.875% 01/05/2027 144A	US	USD	293,689	306,723	0.00
Yum! Brands 7.75% 01/04/2025 144A	US	USD	247,219	272,201	0.00
Asbury Automotive Group 4.75% 01/03/2030 144A	US	USD	221,382	228,854	0.00
Asbury Automotive Group 4.50% 01/03/2028 144A	US	USD	221,568	225,861	0.00
Melco Resorts Finance 4.875% 06/06/2025 144A	KY	USD	151,492	152,512	0.00
Ashton Woods Finance 6.625% 15/01/2028 144A	US	USD	13,941	14,046	0.00
Cairo Mezz	CY	EUR	35,417	4,283	0.00
				306,215,401	**3.10**

소비재

	국가 코드	CCY	주식 또는 명목	시가(USD)	% 순자산
Sigma Holdco 5.75% 15/05/2026 Reg S	NL	EUR	6,844,956	7,654,395	0.08
Walnut Bidco 6.75% 01/08/2024 Reg S	GB	EUR	5,668,349	6,409,702	0.06
Mondelez Intl. Holdings 2.00% 28/10/2021 144A	NL	USD	3,394,888	3,444,652	0.03
Walnut Bidco 9.125% 01/08/2024 Reg S	GB	USD	2,786,737	2,861,772	0.03
Post Holdings 5.75% 01/03/2027 144A	US	USD	2,392,266	2,512,382	0.03
JBS USA Finance 6.75% 15/02/2028 144A	SU	USD	2,062,330	2,270,832	0.02
Keurig Dr Pepper 4.985% 25/05/2038	US	USD	1,674,250	2,152,835	0.02
Lamb Weston Holdings 4.625% 01/11/2024 144A	US	USD	1,920,589	1,987,809	0.02
JBS USA Finance 5.75% 15/06/2025 144A	SU	USD	1,856,005	1,912,613	0.02
Performance Food Group 5.50% 15/10/2027 144A	US	USD	1,818,829	1,867,628	0.02
SEG Holdings 5.625% 15/10/2028 144A	US	USD	1,544,657	1,577,558	0.02
Post Holdings 5.625% 15/01/2028 144A	US	USD	1,363,424	1,440,969	0.01
Kraft Heinz 4.25% 01/03/2031 144A	US	USD	1,315,096	1,428,414	0.01
Keurig Dr Pepper 5.085% 25/05/2048	US	USD	976,569	1,309,035	0.01
JBS USA Finance 5.50% 15/01/2030 144A	SU	USD	1,178,475	1,283,064	0.01
Post Holdings 4.625% 15/04/2030 144A	US	USD	1,187,769	1,221,917	0.01
Albertsons 4.875% 15/02/2030 144A	US	USD	1,024,195	1,088,821	0.01
Albertsons 4.625% 15/01/2027 144A	US	USD	1,036,277	1,069,645	0.01
Barry Callebaut Services 5.50% 15/06/2023 144A	BE	USD	976,569	1,052,253	0.01
Walnut Bidco 9.125% 01/08/2024 144A	GB	USD	953,276	978,944	0.01
Albertsons 3.50% 15/02/2023 144A	US	USD	894,079	909,949	0.01
Mars 4.20% 01/04/2059 144A	US	USD	686,841	881,572	0.01
Darling Ingredients 5.25% 15/04/2027 144A	US	USD	816,010	866,501	0.01
JBS USA Finance 6.50% 15/04/2029 144A	SU	USD	703,553	791,589	0.01
Del Mont Foods 11.875% 15/05/2025 144A	US	USD	635,707	679,015	0.01
Lamb Weston Holdings 4.875% 01/11/2026 144A	US	USD	646,860	672,737	0.01
KeHE Distributors 8.625% 15/10/2026 144A	US	USD	572,508	616,789	0.01
United Natural Foods 6.75% 15/10/2028 144A	US	USD	577,155	585,091	0.01
Central Garden 4.125% 15/10/2030	US	USD	539,050	546,799	0.01
Chobani 4.625% 15/11/2028 144A	US	USD	465,628	468,328	0.00
Pilgrim's Pride 5.75% 15/03/2025 144A	US	USD	325,289	333,421	0.00
Performance Food Group 6.875% 01/05/2025 144A	US	USD	312,277	331,599	0.00
Barry Callebaut Services 5.50% 15/06/2023 Reg S	BE	USD	269,142	290,001	0.00
Chobani Finance 7.50% 15/04/2025 144A	US	USD	196,103	201,865	0.00
Lamb Westton Holdings 4.875% 15/05/2028 144A	US	USD	170,900	185,489	0.00
				53,885,985	**0.55**

건강

	국가 코드	CCY	주식 또는 명목	시가(USD)	% 순자산
AbbVie 2.15% 19/11/2021 144A	US	USD	3,769,971	3,839,083	0.04
Community Health Systems 8.00% 15/03/2026 144A	US	USD	3,639,516	3,661,353	0.04
Nidda Healthcare Holding 3.50% 30/09/2024 Reg S	DE	EUR	3,072,601	3,499,153	0.04
Centene 5.375% 01/06/2026 144A	US	USD	3,282,401	3,457,878	0.03
Nidda Healthcare Holding 3.50% 30/09/2024 Reg S	DE	EUR	3,018,319	3,420,974	0.03
Tenet Healthcare 6.125% 01/10/2028 144A	US	USD	3,458,284	3,361,020	0.03
Radiology Partners 9.25% 01/02/2028 144A	US	USD	2,936,892	3,138,011	0.03
AbbVie 2.30% 21/11/2022 144A	US	USD	2,817,401	2,919,783	0.03
IQVIA 5.00% 15/05/2027 144A	US	USD	2,469,034	2,591,165	0.03
Bausch Health Americas 9.25% 01/04/2026 144A	US	USD	2,327,208	2,565,864	0.03
Amgen 3.125% 01/05/2025	US	USD	2,296,429	2,509,369	0.03
US Renal Care 10.625% 15/07/2027 144A	US	USD	1,938,721	2,069,584	0.02
IQVIA 5.00% 15/10/2026 144A	US	USD	1,900,058	1,972,773	0.02
Tenet Healthcare 6.25% 01/02/2027 144A	US	USD	1,856,005	1,929,688	0.02
Catalent Pharma Solutions 5.00% 15/07/2027 144A	US	USD	1,705,442	1,780,806	0.02
Royalty Pharma 0.75% 02/09/2023 144A	GB	USD	1,723,644	1,724,169	0.02

현재 투자종목 명세서서 2020년 10월 31일

	국가 코드	CCY	주식 또는 명목	시가(USD)	% 순자산
Davita 4.625% 01/06/2030 144A	US	USD	1,623,655	1,654,627	0.02
Surgery Center Holdings 10.00% 15/04/2027 144A	US	USD	1,474,023	1,576,283	0.02
Bausch Health 5.50% 01/11/2025 144A	CA	USD	1,426,623	1,467,995	0.01
Takeda Pharmaceutical 3.025% 09/07/2040	JP	USD	1,428,693	1,466,971	0.01
Royalty Pharma 1.20% 02/09/2025 144A	GB	USD	1,396,493	1,390,943	0.01
Royalty Pharma 3.30% 02/09/2040 144A	GB	USD	1,355,345	1,337,831	0.01
Akumin 7.00% 01/11/2025 144A	CA	USD	1,311,378	1,303,182	0.01
Bausch Health 7.00% 15/03/2024 144A	CA	USD	1,235,168	1,281,178	0.01
Bayer US Finance 4.70% 15/07/2064 144A	US	USD	1,130,671	1,276,054	0.01
AbbVie 2.95% 21/11/2026 144A	US	USD	1,152,351	1,259,390	0.01
Charles River Laboratories 4.25% 01/05/2028 144A	US	USD	1,135,722	1,187,613	0.01
Centene 4.625% 15/12/2029	US	USD	1,075,312	1,173,482	0.01
Bausch Health 9.00% 15/12/2025 144A	CA	USD	1,062,300	1,163,431	0.01
Nutrition 1.23% 01/10/2025 144A	US	USD	1,139,265	1,141,517	0.01
Avantor Funding 4.625% 15/07/2028 144A	US	USD	1,064,159	1,105,395	0.01
Bayer US Finance II 4.25% 15/12/2025 144A	US	USD	966,803	1,099,889	0.01
AbbVie 3.20% 21/11/2029 144A	US	USD	988,697	1,085,723	0.01
Centene 4.25% 15/12/2027	US	USD	1,004,677	1,059,950	0.01
Tenet Healthcare 4.625% 15/06/2028 144A	US	USD	1,040,924	1,057,188	0.01
Bristol-Myers Squibb 4.35% 15/11/2047	US	USD	797,262	1,020,941	0.01
Amgen 2.45% 21/02/2030	US	USD	956,846	1,013,453	0.01
Nutritio & Bioscience 1.832% 15/10/2027 144A	US	USD	998,444	1,001,571	0.01
Royalty Pharma 3.55% 02/09/2050 144A	GB	USD	1,000,983	962,415	0.01
Catalent Pharma Solutions 4.875% 15/01/2026 144A	US	USD	929,396	951,293	0.01
Centene 3.375% 15/02/2030	US	USD	867,127	902,085	0.01
Bausch Health 5.00% 30/01/2028 144A	CA	USD	860,807	851,880	0.01
Bausch Health Americas 8.50% 31/01/2027 144A	US	USD	763,964	835,490	0.01
Hologic 3.25% 15/02/2029 144A	US	USD	791,846	797,290	0.01
Davita 3.75% 15/02/2031 144A	US	USD	790,916	761,751	0.01
Takeda Pharmaceutical 3.175% 09/07/2050	JP	USD	724,813	738,657	0.01
Sabra Health Care 3.90% 15/10/2029	US	USD	723,814	730,100	0.01
Nutrition & Bioscience 3.268% 15/11/2040 144A	US	USD	699,614	719,234	0.01
AstraZeneca 1.375% 06/08/2030	GB	USD	737,467	714,150	0.01
Royalty Pharma 1.75% 02/09/2027 144A	GB	USD	687,504	684,332	0.01
Charles River Laboratories 5.50% 01/04/2026 144A	US	USD	645,001	673,623	0.01
Ortho-Clinical Diagnostics 7.375% 01/06/2025 144A	US	USD	641,283	671,344	0.01
Bristol-Myers Squibb 3.40% 26/07/2029	US	USD	554,970	642,869	0.01
Mylan 3.75% 15/12/2020	NL	USD	623,441	624,234	0.01
Roche Holdings 4.00% 28/11/2044 144A	US	USD	478,357	622,724	0.01
Bausch Health 6.25% 15/02/2029 144A	CA	USD	571,579	589,869	0.01
Centene 5.375% 15/08/2026 Reg S	US	USD	532,544	565,887	0.01
Bayer US Finance II 4.625% 25/06/2038 144A	US	USD	478,357	560,571	0.01
Molina Healthcare 4.375% 15/06/2028 144A	US	USD	545,556	559,740	0.01
Emergent BioSolutions 3.875% 15/08/2028 144A	US	USD	514,886	521,427	0.01
Teva Pharmaceutical Fin. 6.75% 01/03/2028	NL	USD	454,104	477,809	0.00
Takeda Pharmaceutical 3.375% 09/07/2060	JP	USD	430,358	449,884	0.00
Surgery Center 6.75% 01/07/2025 144A	US	USD	385,699	381,119	0.00
Bausch Health 7.25% 30/05/2029 144A	CA	USD	322,315	348,240	0.00
Faes Farma	ES	EUR	92,374	348,152	0.00
Ortho-Clinical Diagnostics 7.25% 01/02/2028 144A	US	USD	296,477	308,892	0.00
Vizient 6.25% 15/05/2027 144A	US	USD	168,221	178,492	0.00
Bausch Health 5.875% 15/05/2023 144A	CA	USD	33,458	33,401	0.00
				89,772,234	**0.91**

금융

	국가 코드	CCY	주식 또는 명목	시가(USD)	% 순자산
China Development Bank 4.88% 09/02/2028	CN	CNY	596,396,217	95,883,690	0.97
China Development Bank 3.05% 25/08/2026	CN	CNY	267,043,082	38,583,170	0.39
China Development Bank 3.68% 26/02/2026	CN	CNY	195,831,594	29,457,482	0.30
BBVA 6.00% VRN (Perpetual)	ES	EUR	14,721,210	16,943,677	0.17
Bangkok Bank 3.733% VRN 25/09/2034 Reg S	TH	USD	15,978,202	15,697,330	0.16
Intesa Sanpaolo 7.75% VRN (Perpetual)	IT	EUR	11,180,919	14,594,870	0.15
UniCredit 6.625% VRN (Perpetual)	IT	EUR	10,625,569	12,350,661	0.12
China Development Bank 3.65% 21/05/2029	CN	CNY	80,112,925	11,883,222	0.12
Caixa Geral de Depositos 10.75% VRN (Perpetual)	PT	EUR	8,750,017	10,946,030	0.11
Mapfre 4.375% VRN 31/03/2047	ES	EUR	8,000,658	10,459,011	0.11
CaixaBank 6.75% VRN (Perpetual)	ES	EUR	8,160,671	9,735,620	0.10
Citigroup 5.35% VRN (Perpetual)	US	USD	8,968,675	9,170,470	0.09
Bank of America 5.875% VRN (Perpetual)	US	USD	7,581,086	8,176,003	0.08
Garfunkelux Holdco 3 7.75% 01/11/2025 Reg S	LU	GBP	5,610,173	7,155,115	0.07
Garfunkelux Holdco 3 6.75% 01/11/2025 Reg S	LU	EUR	5,989,571	6,869,946	0.07
Hyundai Capital America 6.375% 08/04/2030 Reg S	US	USD	4,757,243	6,088,479	0.06
Banco BPM 6.125% VRN (Perpetual)	IT	EUR	5,661,186	5,951,070	0.06
Banco Nacional de Panama 2.50% 11/08/2030 Reg S	PA	USD	5,811,294	5,781,017	0.06
QBE Insurance Group 5.875% VRN (Perpetual) Reg S	AU	USD	5,150,050	5,510,554	0.06
Westpac Banking 5.00% VRN (Perpetual)	AU	USD	5,370,303	5,442,650	0.06
Lincoln Financing 3.625% 01/04/2024 Reg S	LU	EUR	4,846,548	5,392,379	0.05
Bank Of America 1.197% VRN 24/10/2026 MTN	US	USD	4,902,375	4,904,932	0.05
Icahn Enterprises 6.375% 15/12/2025	US	USD	4,712,969	4,842,623	0.05
Citigroup 0.00% 21/12/2020 EMTN	PK	PKR	760,133,252	4,703,556	0.05
BBVA 5.875% VRN (Perpetual)	ES	EUR	4,000,329	4,586,256	0.05
Yapi ve Kredi Bank 13.875% VRN (Perpetual) Reg S	TR	USD	4,310,971	4,569,629	0.05
HSBC Holdings 6.375% VRN (Perpetual)	GB	USD	4,370,972	4,553,015	0.05
UBS Group 1.008% VRN 30/07/2024 144A	CH	USD	4,200,613	4,219,125	0.04
China Development Bank 4.24% 24/08/2027	CN	CNY	26,704,308	4,151,041	0.04
Alliant Hdl Intermediate 6.75% 15/10/2027 144A	US	USD	3,917,406	4,100,309	0.04
Newday Bondco 7.375% 01/02/2024 Reg S	GB	GBP	3,463,103	4,037,398	0.04
China Development Bank 3.18% 05/04/2026	CN	CNY	26,704,308	3,925,853	0.04
China Development Bank 3.80% 25/01/2036	CN	CNY	26,704,308	3,912,703	0.04
Dresdner Funding Trust I 8.151% 30/06/2031 Reg S	US	USD	2,600,214	3,814,711	0.04
CaixaBank 5.875% VRN (Perpetual)	ES	EUR	3,203,481	3,665,286	0.04
Wells Fargo Bank 2.082% VRN 09/09/2022	US	USD	3,532,835	3,584,042	0.04
Icahn Enterprises 6.25% 15/05/2026	US	USD	3,311,439	3,451,679	0.03
Acrisure Finance 7.00% 15/11/2025 144A	US	USD	3,278,910	3,274,812	0.03
Northern Trust 3.65% 03/08/2028	US	USD	2,793,989	3,266,169	0.03
Willis North America 2.95% 15/09/2029	US	USD	3,004,495	3,265,077	0.03
Swedbank 2.80% 14/03/2022 144A	SE	USD	3,157,590	3,258,633	0.03
Global Aircraft Leasing 6.50% 15/09/2024 144A	KY	USD	4,819,060	3,240,818	0.03
Rabobank 3.375% 21/05/2025 MTN	NL	USD	2,822,694	3,166,544	0.03
BFCM 3.75% 20/07/2023 144A	FR	USD	2,899,242	3,141,200	0.03
Banca Monte 3.625% 24/09/2024 EMTN	IT	EUR	2,597,581	3,063,082	0.03
UBS Group 1.364% VRN 30/01/2027 144A	CH	USD	3,027,363	3,020,912	0.03
Bank of New York Mellon 3.85% 28/04/2028 MTN	US	USD	2,459,093	2,922,996	0.03
Willis North America 3.875% 15/09/2049	US	USD	2,491,227	2,912,634	0.03
HUB International 7.00% 01/05/2026 144A	US	USD	2,744,507	2,822,740	0.03
Credit Suisse Group 3.574% 09/01/2023 144A	CH	USD	2,693,520	2,783,710	0.03
Westpac Banking 4.11% VRN 24/07/2034	AU	USD	2,411,251	2,681,038	0.03
BPCE 4.00% 15/04/2024	FR	USD	2,411,251	2,673,839	0.03
Credit Agricole 3.25% 14/01/2030 144A	FR	USD	2,468,661	2,638,429	0.03
Nat'l Australia Bank 3.933% VRN 02/08/2034 144A	AU	USD	2,372,977	2,608,697	0.03
Metropolitan Life Global 3.45% 18/12/2026 144A	US	USD	2,239,019	2,551,717	0.03
JPMorgan Chase & Co 5.15% VRN (Perpetual)	US	USD	2,514,017	2,530,924	0.03
Citigroup 2.666% VRN 29/01/2031	US	USD	2,383,804	2,506,308	0.03
CommBank Aus 3.61% VRN 12/09/2034 144A	AU	USD	2,315,566	2,498,915	0.03
Natwest Group 8.625% VRN (Perpetual)	GB	USD	2,400,197	2,482,596	0.03
UBS Group 4.125% 24/09/2025 144A	CH	USD	2,181,608	2,482,195	0.03
Canadian Imperial Bank of Comm. 2.25% 28/01/2025	CA	USD	2,344,272	2,472,589	0.03
Intesa Sanpaolo 5.017% 26/06/2024 144A	IT	USD	2,335,498	2,466,174	0.02
Enviva Partners Finance 6.50% 15/01/2026 144A	US	USD	2,172,929	2,296,514	0.02
UBS 1.75% 21/04/2022 144A	CH	USD	2,236,342	2,277,729	0.02
John Deere Capital 3.45% 13/03/2025 MTN	US	USD	2,018,944	2,256,264	0.02
Lincoln Financing 3.875% FRN 01/04/2024 Reg S	LU	EUR	2,022,094	2,254,520	0.02
Banca Monte 8.00% VRN 22/01/2030	IT	EUR	2,294,308	2,233,278	0.02
Newday Bondco 6.544% FRN 01/02/2023 Reg S	GB	GBP	1,901,682	2,215,764	0.02
Willis North America 4.50% 15/09/2028	US	USD	1,800,793	2,149,029	0.02
Credito Real SAB 5.00% 01/02/2027 Reg S	MX	EUR	2,370,874	2,147,600	0.02
Unifin Financiera 8.375% 27/01/2028 Reg S	MX	USD	2,620,651	2,101,762	0.02
BNP Paribas 3.052% VRN 13/01/2031 144A	FR	USD	1,953,138	2,072,015	0.02
Itau Unibanco Holding 4.625% VRN (Perpetual) Reg S	BR	USD	2,358,586	2,042,559	0.02
Bank of America 2.676% VRN 19/06/2041 MTN	US	USD	1,993,154	2,011,267	0.02
Nordea Bank 4.625% VRN 13/09/2033 144A	FI	USD	1,773,907	2,008,194	0.02
MSCI 4.75% 01/08/2026 144A	US	USD	1,858,793	1,935,468	0.02
UniCredit 2.20% VRN 22/07/2027 EMTN	IT	EUR	1,594,523	1,898,255	0.02
Goldman Sachs Group 4.223% VRN 01/05/2029	US	USD	1,594,523	1,862,966	0.02
Commerzbank 8.125% 19/09/2023 Reg S	DE	USD	1,594,523	1,831,326	0.02
USI NY 6.875% 01/05/2025 144A	US	USD	1,764,924	1,799,101	0.02
Springleaf Finance 7.125% 15/03/2026	US	USD	1,619,938	1,798,317	0.02
Credit Suisse Group 3.869% VRN 12/01/2029 144A	CH	USD	1,594,523	1,776,752	0.02
Citigroup 5.00% VRN (Perpetual)	US	USD	1,767,712	1,775,933	0.02
Garfunkelux Holdco 3 8.50% 01/11/2022 Reg S	LU	GBP	1,341,474	1,737,118	0.02
Alpha Holding 9.00% 10/02/2025 Reg S	MX	USD	2,299,621	1,725,291	0.02
Bank of America 4.30% VRN (Perpetual)	US	USD	1,743,548	1,707,587	0.02
Citigroup VRN 2.572% 03/06/2031	US	USD	1,621,104	1,693,181	0.02
Intesa Sanpaolo 2.125% 26/05/2025 EMTN	IT	EUR	1,346,176	1,674,024	0.02
Discover Bank 2.70% 06/02/2030	US	USD	1,594,523	1,666,815	0.02
Banca Monte 5.375% VRN 18/01/2028 EMTN	IT	EUR	1,810,335	1,642,616	0.02
Macquarie Bank 4.00% 29/07/2025 144A	AU	USD	1,425,700	1,614,712	0.02
Dresdner Funding Trust I 8.151% 30/06/2031 144A	US	USD	1,040,086	1,525,885	0.02
Wells Fargo & Co 2.393% VRN 02/06/2028 MTN	US	USD	1,391,610	1,447,287	0.01
Park Aerospace Holdings 4.50% 15/03/2023 144A	KY	USD	1,407,106	1,425,583	0.01
JPMorgan Chase & Co 4.60% VRN (Perpetual)	US	USD	1,405,247	1,403,491	0.01
Truist Bank 0.826% FRN 09/03/2023	US	USD	1,380,673	1,391,722	0.01
Phoenix Life 7.25% VRN (Perpetual)	GB	GBP	996,082	1,311,451	0.01
Mitsubishi UFJ Financial Group 3.777% 02/03/2025	JP	USD	1,156,029	1,291,807	0.01
Morgan Stanley 2.699% VRN 22/01/2031 GMTN	US	USD	1,195,893	1,275,758	0.01
Credit Suisse 4.282% 09/01/2028 144A	CH	USD	1,100,372	1,248,518	0.01
QBE Insurance Group 5.875% VRN (Perpetual) 144A	AU	USD	1,154,994	1,235,843	0.01
Oversea-Chinese Bkg 1.832% VRN 10/09/2030 Reg S	SG	USD	1,234,866	1,232,481	0.01
Park Aerospace Holdings 5.25% 15/08/2022 144A	KY	USD	1,195,893	1,232,236	0.01
Hyundai Capital America 5.875% 07/04/2025 Reg S	US	USD	1,025,445	1,195,163	0.01
Bevco Lux Sarl 1.50% 16/09/2027	LU	EUR	965,085	1,139,181	0.01
Banco BTG Pactual 7.75% VRN 15/02/2029 Reg S	BR	USD	1,100,673	1,131,228	0.01
Morgan Stanley 5.597% VRN 24/03/2051 GMTN	US	USD	742,192	1,125,237	0.01
Rabobank 4.375% 04/08/2025	NL	USD	976,569	1,105,368	0.01
Global Aircraft Leasing 6.50% 15/09/2024 Reg S	KY	USD	1,559,287	1,048,621	0.01
Banco Do Brasil 9.00% VRN (Perpetual) Reg S	BR	USD	917,228	1,000,237	0.01
Icahn Enterprises 5.25% 15/05/2027	US	USD	961,925	996,194	0.01
Icahn Enterprises 4.75% 15/09/2024	US	USD	961,925	980,264	0.01
ANZ New Zealand Int'l 3.45% 21/01/2028 144A	NZ	USD	861,161	973,474	0.01
Wells Fargo & Co 5.013% VRN 04/04/2051 MTN	US	USD	695,708	944,580	0.01

현재 투자종목 명세서서 2020년 10월 31일

	국가 코드	CCY	주식 또는 명목	시가(USD)	% 순자산
UBS Group 3.491% 23/05/2023 Reg S	CH	USD	896,919	935,182	0.01
Citigroup 4.70% VRN (Perpetual)	US	USD	919,173	901,364	0.01
Westpac Banking 4.322% VRN 23/11/2031 GMTN	AU	USD	797,262	897,649	0.01
JPMorgan Chase & Co. 2.956% VRN 13/05/2031	US	USD	827,159	881,315	0.01
Macquarie 3.624% 03/06/2030 Reg S	AU	USD	827,769	872,246	0.01
Icahn Enterprises 6.75% 01/02/2024	US	USD	833,669	852,676	0.01
Springleaf Finance 6.875% 15/03/2025	US	USD	769,540	847,937	0.01
UniCredit 6.572% 14/01/2022 144A	IT	USD	797,212	843,407	0.01
Acrisure Finance 8.125% 15/02/2024 144A	US	USD	788,128	826,348	0.01
Danske Bank 5.375% 12/01/2024 Reg S	DK	USD	728,520	818,513	0.01
ANZ 2.95% VRN 22/07/2030 Reg S	AU	USD	777,330	806,852	0.01
Danske Bank 3.001% VRN 20/09/2022 144A	DK	USD	789,849	803,872	0.01
Assicurazioni Generali 6.269% VRN (Perpetual)	IT	GBP	560,046	787,180	0.01
j2 Cloud Services 6.00% 15/07/2025 144A	US	USD	661,730	693,890	0.01
Sumitomo Mitsui Fin. Group 0.465% 30/05/2024 EMTN	JP	EUR	518,220	611,789	0.01
Rabobank 5.25% 04/08/2045	NL	USD	390,628	529,184	0.01
Citigroup 3.887% VRN 10/01/2028	US	USD	438,494	495,200	0.01
BPCE 3.50% 23/10/2027 144A	FR	USD	398,631	438,998	0.00
MSCI 4.00% 15/11/2029 144A	US	USD	391,276	409,020	0.00
MSCI 3.875% 15/02/2031 144A	US	USD	390,628	408,206	0.00
Mapfre (A)	ES	EUR	214,045	322,689	0.00
Metropolitan Life Global 3.05% 17/06/2029 144A	US	USD	210,506	236,589	0.00
AmWINs Group 7.75% 01/07/2026 144A	US	USD	209,114	223,974	0.00
				569,138,998	**5.76**

부동산

Yuzhou Properties 8.375% 30/10/2024	KY	USD	6,372,308	6,618,229	0.07
Agile Group Holdings 5.75% 02/01/2025 Reg S	KY	USD	6,126,701	6,111,187	0.06
China Evergrande Group 8.90% 24/05/2021	KY	USD	4,152,742	3,974,952	0.04
Howard Hughes 5.375% 01/08/2028 144A	US	USD	3,606,058	3,648,880	0.04
SBA Communications 3.875% 15/02/2027 144A	US	USD	2,757,519	2,805,776	0.03
Prologis 3.875% 15/09/2028	US	USD	2,105,060	2,470,509	0.03
Yuzhou Properties 8.50% 26/02/2024	KY	USD	2,298,809	2,396,657	0.02
WEA Finance 4.125% 20/09/2028 144A	US	USD	2,095,492	2,159,409	0.02
GLP Capital 4.00% 15/01/2031	US	USD	1,858,793	1,946,965	0.02
Uniti Group 8.25% 15/10/2023	US	USD	1,701,725	1,679,390	0.02
Scentre Group Trust 3.75% 23/03/2027 144A	AU	USD	1,559,658	1,664,867	0.02
MGM Growth 4.625% 15/06/2025 144A	US	USD	1,571,609	1,602,193	0.02
Caretrust Capital 5.25% 01/06/2025	US	USD	1,464,729	1,514,009	0.02
Blackstone Property Partners 1.75% 12/03/2029 EMTN	LU	EUR	1,205,460	1,420,979	0.01
Service Properties Trust 7.50% 15/09/2025	US	USD	1,324,390	1,389,485	0.01
WEA Finance 3.50% 15/06/2029 144A	US	USD	1,195,893	1,188,777	0.01
Equinix 2.625% 18/11/2024	US	USD	1,029,303	1,094,969	0.01
Taylor Morrison Comm. 5.125% 01/08/2030 144A	US	USD	929,396	1,010,138	0.01
Equinix 2.15% 15/07/2030	US	USD	976,569	983,381	0.01
GLP Capital 5.25% 01/06/2025	US	USD	893,150	977,981	0.01
VICI Properties 3.50% 15/02/2025 144A	US	USD	961,925	967,288	0.01
Akelius 1.125% 11/01/2029 EMTN	NL	EUR	772,547	901,225	0.01
Taylor Morrison Comm. 5.75% 15/01/2028 144A	US	USD	790,916	876,098	0.01
Scentre Group Trust 2 3.50% 12/02/2025 Reg S	AU	USD	803,750	850,891	0.01
Equinix 5.375% 15/05/2027	US	USD	770,470	840,089	0.01
SHK Properties Capital Mks 2.875% 21/01/2030 EMTN	KY	USD	761,724	800,320	0.01
Mitsui Fudosan 3.65% 20/07/2027 Reg S	JP	USD	717,536	800,249	0.01
VICI Properties 4.125% 15/08/2030 144A	US	USD	776,046	786,717	0.01
MGM Growth Properties 5.75% 01/02/2027	US	USD	646,860	699,061	0.01
Equinix 2.90% 18/11/2026	US	USD	645,903	696,023	0.01
Equinix 3.00% 15/07/2050	US	USD	684,051	672,301	0.01
VICI Properties 3.75% 15/02/2027 144A	US	USD	592,955	593,975	0.01
Taylor Morrison Comm. 5.875% 15/06/2027 144A	US	USD	533,474	590,705	0.01
Realogy Group 7.625% 15/06/2025 144A	US	USD	372,688	393,750	0.00
Weekley Homes 4.875% 15/09/2028 144A	US	USD	372,688	378,398	0.00
Agile Group Holdings 9.50% 23/11/2020	KY	USD	52,413	52,573	0.00
Merlin Properties Socimi REIT	ES	EUR	6,183	41,602	0.00
				57,599,998	**0.58**

정부

China 2.90% 05/05/2026	CN	CNY	293,747,390	43,485,329	0.44
China 3.54% 16/08/2028	CN	CNY	213,634,466	32,635,424	0.33
China 3.12% 05/12/2026	CN	CNY	142,160,271	21,185,622	0.21
China 3.25% 06/06/2026	CN	CNY	133,521,541	20,116,658	0.20
China 3.29% 23/05/2029	CN	CNY	115,718,669	17,389,967	0.18
China 2.74% 04/08/2026	CN	CNY	115,718,669	16,992,784	0.17
China 3.86% 22/07/2049	CN	CNY	89,014,361	13,275,348	0.13
Japan Inflation Linked Bond 0.10% 10/03/2029	JP	JPY	1,152,741,764	10,993,197	0.11
China 3.39% 16/03/2050	CN	CNY	80,112,925	10,950,925	0.11
China 2.85% 04/06/2027	CN	CNY	72,429,379	10,567,586	0.11
China 3.97% 23/07/2048	CN	CNY	62,310,053	9,452,095	0.10
South Africa 7.00% 28/02/2031	ZA	ZAR	183,947,428	9,280,205	0.09
South Africa 8.00% 31/01/2030	ZA	ZAR	141,198,334	8,005,627	0.08
China 3.59% 03/08/2027	CN	CNY	44,507,180	6,824,622	0.07
South Africa 8.25% 31/03/2032	ZA	ZAR	124,467,714	6,594,943	0.07
Serbia 5.875% 08/02/2028	RS	RSD	520,673,072	6,065,266	0.06
Colombia 6.00% 28/04/2028	CO	COP	20,694,022,385	5,608,596	0.06
Panama 4.50% 01/04/2056	PA	USD	4,510,665	5,581,947	0.06
Mexico 5.00% 27/04/2051	MX	USD	3,737,886	4,274,272	0.04
China 3.52% 04/05/2027	CN	CNY	26,704,308	4,064,438	0.04
South Africa 8.875% 28/02/2035	ZA	ZAR	78,593,435	4,051,189	0.04
Ukraine 16.75% 16/06/2021	UA	UAH	87,023,872	3,190,331	0.03
Bermuda 3.375% 20/08/2050 Reg S	BM	USD	3,033,404	3,181,282	0.03
Brazil Letras 0.00% 01/07/2023	BR	BRL	16,865,544	2,526,775	0.03
China 1.99% 09/04/2025	CN	CNY	16,865,544	2,412,110	0.02
Italy 2.55% 15/09/2041	IT	EUR	1,201,180	2,256,910	0.02
China 2.36% 02/07/2023	CN	CNY	15,178,990	2,234,782	0.02
Malaysia 4.065% 15/06/2050	MY	MYR	8,942,111	2,217,959	0.02
Pakistan 6.875% 05/12/2027 Reg S	PK	USD	2,096,521	2,057,416	0.02
Brazil Letras 0.00% 01/01/2024	BR	BRL	13,492,435	1,937,076	0.02
Russia 7.25% 10/05/2034	RU	RUB	138,972,082	1,890,601	0.02
China 3.13% 21/11/2029	CN	CNY	12,244,385	1,817,871	0.02
Surinam 9.25% 26/10/2026 Reg S	SR	USD	3,072,713	1,643,902	0.02
Turkey 10.50% 11/08/2027	TR	TRY	15,887,342	1,615,614	0.02
Russia 6.90% 23/05/2029	RU	RUB	111,987,212	1,499,839	0.02
China 2.68% 21/05/2030	CN	CNY	10,422,906	1,494,041	0.02
Russia 8.15% 03/02/2027	RU	RUB	101,193,263	1,445,074	0.01
Colombia 10.00% 24/07/2024	CO	COP	4,047,730,540	1,276,692	0.01
China 3.52% 25/04/2046	CN	CNY	8,901,436	1,262,337	0.01
Russia 7.65% 10/04/2030	RU	RUB	89,387,383	1,251,767	0.01
Ukraine 15.84% 26/02/2025	UA	UAH	31,546,086	1,245,354	0.01
Turkey 11.00% 02/03/2022	TR	TRY	10,119,326	1,163,120	0.01
Ukraine 18.00% 24/03/2021	UA	UAH	30,931,433	1,122,329	0.01
Ghana 24.75% 19/07/2021	GH	GHS	6,099,565	1,099,818	0.01
Russia 6.00% 06/10/2027	RU	RUB	84,327,720	1,076,304	0.01
Malaysia 3.885% 15/08/2029	MY	MYR	3,744,151	989,264	0.01
Hungary 1.50% 22/04/2026	HU	HUF	269,848,703	848,885	0.01
Malaysia 3.48% 15/03/2023	MY	MYR	2,698,487	675,421	0.01
Ukraine 15.70% 20/01/2021	UA	UAH	14,623,233	521,357	0.01
Philippine 6.375% 15/01/2032	PH	USD	358,288	506,502	0.01
Russia 7.70% 16/03/2039	RU	RUB	33,731,088	483,488	0.00
Russia 7.10% 16/10/2024	RU	RUB	33,731,088	453,658	0.00
Russia 7.00% 16/08/2023	RU	RUB	33,731,088	448,574	0.00
South Africa 8.75% 28/02/2048	ZA	ZAR	9,343,511	437,522	0.00
Argentina 0.125% 09/01/2038	AR	EUR	991,729	404,395	0.00
Colombia 7.00% 30/06/2032	CO	COP	1,372,855,275	379,589	0.00
Turkey 12.40% 08/03/2028	TR	TRY	3,234,811	356,560	0.00
Ukraine 16.75% 02/06/2021	UA	UAH	9,172,279	334,355	0.00
Philippine 6.25% 14/01/2036	PH	PHP	8,095,461	215,107	0.00
Poland 1.25% 25/10/2030	PL	PLN	775,815	197,231	0.00
Uruguay 9.875% 20/06/2022 Reg S	UY	UYU	7,049,797	169,606	0.00
Uruguay 8.50% 15/03/2028 Reg S	UY	UYU	6,020,999	147,230	0.00
				317,884,088	**3.22**

주식 연계 채권

UBS (Anhui Heli (A)) ELN 21/01/2022	CN	USD	1,410,869	2,973,389	0.03
				2,973,389	**0.03**

커뮤니케이션 서비스

Sprint Capital 8.75% 15/03/2032	US	USD	8,034,631	12,039,895	0.12
Sprint Communications 6.00% 15/11/2022	US	USD	9,054,179	9,707,981	0.10
Altice France 7.375% 01/05/2026 144A	FR	USD	9,006,297	9,409,328	0.10
Infrastrutture Wireless 1.625% 21/10/2028 GMTN	IT	EUR	6,839,540	8,010,252	0.08
C&W Senior Financing DAC 6.875% 15/09/2027 144A	IE	USD	6,772,511	7,148,386	0.07
Matterhorn Telecom 3.125% 15/09/2026 Reg S	LU	EUR	6,305,260	6,979,932	0.07
Telecom Italia 2.875% 28/01/2026 EMTN	IT	EUR	4,997,852	6,044,553	0.06
Netflix 3.875% 15/11/2029 Reg S	US	EUR	3,138,878	4,067,992	0.04
Kenbourne Invest 6.875% 26/11/2024 Reg S	LU	USD	3,586,723	3,752,609	0.04
Altice France 8.125% 01/02/2027 144A	FR	USD	3,171,100	3,444,275	0.03
Telecom Italia Capital 7.721% 04/06/2038	LU	USD	2,507,895	3,405,520	0.03
CenturyLink 5.125% 15/12/2026 144A	US	USD	2,997,303	3,069,104	0.03
Deutsche Telekom 2.485% 19/09/2023 144A	NL	USD	2,774,852	2,896,621	0.03
Verizon Communications 4.329% 21/09/2028	US	USD	2,133,765	2,564,668	0.03
Telecom Italia Capital 7.20% 18/07/2036	LU	USD	1,984,725	2,531,814	0.03
Netflix 3.625% 15/06/2025 144A	US	USD	2,302,115	2,395,638	0.02
Sprint Capital 6.875% 15/11/2028	US	USD	1,786,300	2,263,019	0.02
Sprint 7.875% 15/09/2023	US	USD	1,974,967	2,262,799	0.02
Sable International Finance 5.75% 07/09/2027 144A	KY	USD	2,052,107	2,178,189	0.02
Virgin Media 5.00% 15/07/2030 144A	GB	USD	1,822,546	1,815,712	0.02
C&W Senior Financing DAC 7.50% 15/10/2026 144A	IE	USD	1,595,774	1,684,969	0.02
Deutsche Telecom 4.375% 21/06/2028 144A	NL	USD	1,387,426	1,640,175	0.02
Netflix 4.875% 15/06/2030 144A	US	USD	1,301,155	1,487,383	0.02
T-Mobile USA 3.60% 15/11/2060 144A	US	USD	1,468,369	1,447,503	0.01
T-Mobile USA 3.50% 15/04/2025 144A	US	USD	1,286,336	1,410,133	0.01
CenturyLink 4.00% 15/02/2027 144A	US	USD	1,234,238	1,263,552	0.01
AT&T 3.50% 15/09/2053 Reg S	US	USD	1,309,104	1,243,669	0.01
Zayo Group Holdings 4.00% 01/03/2027 144A	US	USD	1,258,403	1,234,499	0.01
Netflix 4.875% 15/04/2028	US	USD	1,099,476	1,230,456	0.01

현재 투자종목 명세서서 2020년 10월 31일

	국가 코드	CCY	주식 또는 명목	시가(USD)	% 순자산
DKT Finance ApS 7.00% 17/06/2023 Reg S	DK	EUR	1,040,859	1,224,052	0.01
Netflix 3.625% 15/05/2027 Reg S	US	EUR	908,209	1,146,710	0.01
Matterhorn Telecom 2.625% 15/09/2024 Reg S	LU	EUR	963,092	1,095,251	0.01
T-Mobile USA 4.50% 15/04/2050 144A	US	USD	928,966	1,092,970	0.01
Windstream 7.75% 15/08/2028 144A	US	USD	1,112,487	1,076,332	0.01
Level 3 Financing 4.25% 01/07/2028 144A	US	USD	1,044,641	1,050,909	0.01
Sprint 7.625% 01/03/2026	US	USD	788,128	960,322	0.01
Vodafone Group 7.00% VRN 04/04/2079	GB	USD	792,474	941,162	0.01
Telecom Italia 5.25% 17/03/2055 EMTN	IT	EUR	669,565	923,603	0.01
Sprint 7.125% 15/06/2024	US	USD	717,494	821,531	0.01
Netflix 5.875% 15/11/2028	US	USD	671,954	804,046	0.01
Frontier 5.875% 15/10/2027 144A	US	USD	786,269	802,978	0.01
T-Mobile USA 3.875% 15/04/2030 144A	US	USD	703,130	790,296	0.01
Sprint 7.25% 15/09/2021	US	USD	731,435	762,762	0.01
Live Nation Entertainment 4.75% 15/10/2027 144A	US	USD	825,304	761,603	0.01
Allen Media 10.50% 15/02/2028 144A	US	USD	762,105	741,029	0.01
Altice France 5.125% 15/01/2029 144A	FR	USD	710,988	711,202	0.01
Zayo Group Holdings 6.125% 01/03/2028 144A	US	USD	694,259	701,528	0.01
Netflix 3.00% 15/06/2025 Reg S	US	EUR	498,257	605,430	0.01
Telesat Canada 6.50% 15/10/2027 144A	CA	USD	475,851	474,138	0.00
AT&T 3.875% 15/01/2026	US	USD	390,628	442,253	0.00
AT&T 4.90% 15/06/2042	US	USD	368,752	435,328	0.00
Cablevision Lightpath 3.875% 15/09/2027 144A	US	USD	401,499	398,990	0.00
Cablevision Lightpath 5.625% 15/09/2028 144A	US	USD	316,924	320,688	0.00
T-Mobile USA 4.375% 15/04/2040 144A	US	USD	1,301	1,509	0.00
				127,717,248	1.29

목록에 없음

에너지

DTEK Finance 10.75% 31/12/2024 (Defaulted)	GB	USD	6,608,224	4,361,428	0.04
Nostrum O&G 8.00% 25/07/2022 Reg S (Defaulted)	NL	USD	7,741,935	2,051,613	0.02
EP Energy*	US	USD	63,252	1,286,601	0.01
EPIC Crude Services 5.251% FRN 01/03/2026	US	USD	1,099,476	776,230	0.01
Fara Holdings*	GB	GBP	154,901	732,432	0.01
PDVSA 5.50% 12/04/2037 (Defaulted)	VE	USD	13,889,450	541,689	0.01
Nostrum Oil & Gas Finance 7.00% 16/02/2025 Reg S	NL	USD	1,928,640	491,803	0.00
PDVSA 6.00% 15/11/2026 Reg S (Defaulted)	VE	USD	3,930,977	153,308	0.00
Pride International 7.875% 15/08/2040 (Defaulted)	US	USD	1,237,027	102,828	0.00
Sanchez Energy*	US	USD	3,891	101,166	0.00
Cal Resources 20.169% 31/12/2021	US	USD	3,926,700	100,720	0.00
Cal. Resources 8.00% 15/12/2022 144A (Defaulted)	US	USD	6,934,226	92,329	0.00
Valaris 4.50% 01/10/2024 (Defaulted)	GB	USD	1,658,043	79,793	0.00
Jonah Energy Fin. 7.25% 15/10/2025 144A (Defaulted)	US	USD	2,084,636	78,174	0.00
Mesquite 15.00% 31/07/2023*	US	USD	72,094	72,094	0.00
Ultra Resources 11.00% 12/07/2024 (Defaulted)	US	USD	940,974	51,754	0.00
Valaris 7.75% 01/02/2026 (Defaulted)	GB	USD	1,039,065	50,036	0.00
Tidewater Wts 14/11/2042	US	USD	7,530	35,769	0.00
PDVSA 6.00% 16/05/2024 Reg S (Defaulted)	VE	USD	524,130	21,489	0.00
PDVSA 9.00% 17/11/2021 Reg S (Defaulted)	VE	USD	524,130	20,441	0.00
PDVSA 12.75% 17/02/2022 Reg S (Defaulted)	VE	USD	524,130	20,441	0.00
Valaris 5.20% 15/03/2025 (Defaulted)	GB	USD	368,041	18,402	0.00
Lebanon 7.00% 22/04/2031 (Defaulted)	LB	USD	91,723	13,431	0.00
Noble Holding Intl. 6.20% 01/08/2040 (Defaulted)	KY	USD	1,254,685	12,547	0.00
Afren 6.625% 09/12/2020 Reg S (Defaulted)	GB	USD	1,514,567	7,421	0.00
Noble Holding Intl. 7.95% 01/04/2025 (Defaulted)	KY	USD	579,943	5,799	0.00
Noble Holding Intl. 7.75% 15/01/2024 (Defaulted)	KY	USD	604,294	4,532	0.00
Pacific Drilling 11.00% 01/04/2024 144A (Defaulted)	LU	USD	67,334	919	0.00
Noble Holding Intl. 6.05% 01/03/2041 (Defaulted)	KY	USD	42,752	508	0.00
Sanchez Dip Roll Up 0.00% 11/05/2020 (Defaulted)*	US	USD	291,830	3	0.00
Ultra Petroleum WTS 14/07/2025*	US	USD	18,633	0	0.00
				11,285,700	0.11

유틸리티

TXU Europe Funding 7.00% 30/11/2005 (Defaulted)*	GB	EUR	344,292	4	0.00
TXU Eastern Funding 6.45% 15/05/2005 (Defaulted)*	GB	USD	170,900	2	0.00
				6	0.00

소재

China Forestry 10.25% 17/11/2015 Reg S (Defaulted)*	KY	USD	944,580	80,289	0.00
Sino-Forest 6.25% 21/10/2017 144A (Defaulted)*	CA	USD	1,889,489	19	0.00
New WEI 9.50% 15/10/2019 144A (Defaulted)*	US	USD	967,502	10	0.00
Sino Forest 0.00% 28/07/2014 (Defaulted)*	CA	USD	172,963	2	0.00
Mirabela Nickel 1.00% 15/04/2044*	AU	USD	10,884	0	0.00
				80,320	0.00

산업재

Blue Skyview 15.758% VRN (Perpetual) (Defaulted)	VG	USD	6,226,015	1,567,822	0.02
Jain Int'l Trading 7.125% 01/02/2022 (Defaulted)	NL	USD	4,517,188	880,852	0.01
Hertz 7.125% 01/08/2026 144A (Defaulted)	US	USD	1,212,862	481,355	0.00
Hertz 5.50% 15/10/2024 144A (Defaulted)	US	USD	760,246	303,623	0.00
Hertz 6.00% 15/01/2028 144A (Defaulted)	US	USD	686,824	277,734	0.00
Hertz 6.25% 15/10/2022 (Defaulted)	US	USD	553,920	220,183	0.00
ITNL Offshore 7.50% 18/01/2021 (Defaulted)	SG	CNY	5,868,067	109,587	0.00
BLT Finance 7.50% 31/12/2049 (Defaulted)*	NL	USD	12,300,466	17,698	0.00
				3,858,854	0.04

정보 기술

Nuoxi Capital 5.35% 24/01/2023 (Defaulted)	VG	USD	3,712,743	371,262	0.00
				371,262	0.00

소비재

Virgin Media Secured Fin. 4.125% 15/08/2030 Reg S	GB	GBP	11,325,560	14,391,218	0.15
Virgin Media Secured Fin. 4.125% 15/08/2030	GB	GBP	4,257,546	5,410,000	0.05
Top Wise Excellence 6.00% 16/03/2020 (Defaulted)	VG	USD	5,799,248	629,218	0.01
UC Holdings*	US	USD	24,140	267,956	0.00
JPIMedia FRN 0.00% 17/11/2023*	GB	GBP	793,059	226,021	0.00
Chukchansi 10.25% 30/05/2020 Reg S (Defaulted)	US	USD	70,214	29,841	0.00
REXLot Holdings 4.50% 17/04/2019 (Defaulted)*	BM	HKD	540,646	24,401	0.00
REXLot Holdings 6.00% 28/04/2017 (Defaulted)*	BM	HKD	207,941	9,921	0.00
Graha Andrasentra Propertindo*	ID	IDR	16,605,709	7,948	0.00
ACC Claims Holdings*	US	USD	34,481	828	0.00
Adelphia Recovery Trust (A)	US	USD	44,967	22	0.00
Technicolor 0.00% (Perpetual) (Defaulted)*	FR	EUR	631,126	7	0.00
Waterford 9.875% 01/12/2010 Reg S (Defaulted)*	IE	EUR	385,319	4	0.00
Wfd. 8.625% 15/09/2014 144A (Defaulted)*	US	USD	49,671	0	0.00
				20,997,385	0.21

소비재

Southeastern Grocers*	US	USD	27,530	1,824,115	0.02
Tops Holding 8.00% 15/06/2022 (Defaulted)	US	USD	2,331,855	1,469,069	0.01
Agrokor DD Challenged Strips*	HR	EUR	374,737	649,423	0.01
Tops Markets 13.00% 19/11/2024*	US	USD	476,458	466,929	0.00
				4,409,536	0.04

건강

Rural Metro 10.125% 15/07/2019 (Defaulted)*	US	USD	1,071,594	11	0.00
Rural Metro 10.125% 15/07/2019 (A) (Defaulted)*	US	USD	1,110,629	11	0.00
				22	0.00

금융

Stoneway Cap. 10.00% 01/03/2027 Reg S (Defaulted)	CA	USD	10,128,432	3,570,272	0.04
Tianjin State-OCI. & Management. 1.60% 17/12/2039*	CN	USD	12,859,201	2,636,136	0.03
Yihua Overseas Invest. 8.50% 23/10/2020 (Defaulted)	VG	USD	4,760,495	380,840	0.00
JPM (Indonesia) CLN 7.00% 19/05/2027 EMTN	ID	IDR	5,301,515,075	377,450	0.00
Motors Liquidation GUC Trust	US	USD	23,078	32,079	0.00
JPM (Colombia) CLN 0.00% 26/07/2024	CO	COP	84,327,720	26,598	0.00
Azion Bao 0.00% 31/12/2022 Reg S*	SG	USD	123,670	2,473	0.00
Cattles 8.125% 05/07/2017 (Defaulted)*	GB	GBP	639,430	915	0.00
Cattles 7.88% 17/01/2014 EMTN (Defaulted)*	GB	GBP	239,163	776	0.00
Hel Telc.Fin. 8.011% 15/07/2015 Reg S (Defaulted)*	LU	EUR	1,605,415	19	0.00
Bulgaria Steel Fin. 12.00% 04/05/2013 (Defaulted)*	NL	EUR	78,620	1	0.00
				7,027,559	0.07

부동산

JGC Ventures 10.75% 30/08/2021 (Defaulted)	SG	USD	3,248,090	1,331,717	0.01
Intu SGS Fin. 3.875% 17/03/2023 EMTN (Defaulted)	GB	GBP	1,694,181	1,271,528	0.01
Modernland Overseas Pte 6.95% 13/04/2024	SG	USD	3,108,864	1,257,749	0.01
Intu Debenture 5.562% 31/12/2027 (Defaulted)	GB	GBP	144,195	98,069	0.00
Bakrieland Development Wts 31/12/2049	ID	IDR	5,583,136	0	0.00
				3,959,063	0.04

정부

Ghana 19.50% 09/11/2020	GH	GHS	9,621,412	1,668,120	0.02
Lebanon 6.85% 25/05/2029 (Defaulted) EMTN	LB	USD	10,117,714	1,492,363	0.02
Lebanon 6.65% 26/02/2030 GMTN (Defaulted)	LB	USD	7,268,533	1,072,109	0.01
Lebanon 8.20% 17/05/2033 (Defaulted)	LB	USD	6,813,693	970,951	0.01
Lebanon 6.75% 29/11/2027 (Defaulted)	LB	USD	5,423,661	805,685	0.01
Lebanon 6.20% 26/02/2025 (Defaulted) GMTN	LB	USD	4,011,281	598,764	0.01
Lebanon 6.85% 23/03/2027 (Defaulted)	LB	USD	2,732,029	407,392	0.00
Lebanon 7.05% 02/11/2035 GMTN (Defaulted)	LB	USD	2,620,651	396,211	0.00
Lebanon 8.25% 17/05/2034 (Defaulted)	LB	USD	2,620,651	373,443	0.00
Lebanon 6.375% 09/03/2020 GMTN (Defaulted)	LB	USD	1,978,592	343,206	0.00
Lebanon 7.25% 23/03/2037 (Defaulted)	LB	USD	2,155,485	324,983	0.00
Lebanon 6.25% 12/06/2025 (Defaulted)	LB	USD	2,103,461	313,205	0.00
Venezuela 7.00% 31/03/2038 (Defaulted)	VE	USD	3,144,781	303,471	0.00
Lebanon 7.15% 20/11/2031 GMTN (Defaulted)	LB	USD	1,965,488	287,079	0.00
Lebanon 6.40% 26/05/2023 GMTN (Defaulted)	LB	USD	1,094,122	164,337	0.00
Lebanon 6.15% 19/06/2020 GMTN (Defaulted)	LB	USD	917,228	155,232	0.00
Lebanon 6.65% 22/04/2024 (Defaulted)	LB	USD	910,676	136,082	0.00
Venezuela 9.00% 07/05/2023 (Defaulted)	VE	USD	1,310,326	126,446	0.00
Lebanon 6.10% 04/10/2022 EMTN (Defaulted)	LB	USD	746,886	115,244	0.00

현재 투자종목 명세서 2020년 10월 31일

	국가 코드	CCY	주식 또는 명목	시가(USD)	% 순자산
Lebanon 8.25% 12/04/2021 Reg S (Defaulted)	LB	USD	602,750	97,434	0.00
Lebanon 6.25% 04/11/2024 GMTN (Defaulted)	LB	USD	635,508	94,532	0.00
Lebanon 6.00% 27/01/2023 (Defaulted)	LB	USD	563,440	85,125	0.00
Lebanon 6.65% 03/11/2028 GMTN (Defaulted)	LB	USD	412,753	61,135	0.00
				10,392,549	0.11
커뮤니케이션 서비스					
Frontier Comm. 8.50% 01/04/2026 144A (Defaulted)	US	USD	2,277,950	2,294,466	0.02
Intelsat Jackson 5.50% 01/08/2023 (Defaulted)	LU	USD	3,752,902	2,209,521	0.02
New Cotai 10.625% 01/05/2019 144A (Defaulted)	SU	USD	3,267,128	1,450,572	0.01
Intelsat Jackson 8.00% 15/02/2024 144A (Defaulted)	LU	USD	1,199,851	1,220,356	0.01
Frontier Comm. 11.00% 15/09/2025 (Defaulted)	US	USD	1,834,628	764,811	0.01
Intelsat Jackson 8.50% 15/10/2024 144A (Defaulted)	LU	USD	508,380	315,195	0.00
Bakrie Tele. 11.50% 07/05/2015 Reg S (Defaulted)*	SG	USD	1,232,404	18,486	0.00
Johnston Press 8.625% 01/06/2019 Reg S (Defaulted)*	GB	GBP	678,397	9	0.00
KPNQwest 7.125% 01/06/2009 (Defaulted)*	NL	EUR	153,629	2	0.00
JPIMedia*	GB	GBP	31,722	0	0.00
Hellas Tel. II 6.054% 15/01/2015 144A (Defaulted)*	LU	USD	28,661	0	0.00
Adelphia Recovery Trust (B)*	US	USD	18,759	0	0.00
				8,273,418	0.08
단주				(14)	(0.00)
총 투자 (비용 USD 9,665,878,607)				9,529,968,108	96.44

차액 거래 계약

	CCY	기본 노출	미실현 이익 / (손실) USD	% 순자산
DJ Stoxx Basic Resources Index (GS)	EUR	44,573,822	431,966	0.00
Oracle (GS)	USD	5,796,244	38,324	0.00
Johnson & Johnson (GS)	USD	5,743,755	(92,376)	(0.00)
Ixu Utilities Select Sect (JPLS)	USD	56,559,520	(647,549)	(0.01)
Sandvik (UBS)	SEK	82,433,474	(801,562)	(0.01)
			(1,071,197)	(0.01)

신용 디폴트 스왑 (Credit Default Swap)

	CCY	기본 노출	미실현 이익 / (손실) USD	% 순자산
매수 보호 브라질 4.25% 20/12/2025	USD	34,093,452	1,937,978	0.02
매도 보호 CDX NA HY S35 5 년 20/12/202	USD	31,964,159	1,135,821	0.01
매수 보호 CDX EM CDSI S33 5 년 20/06/202	USD	15,592,873	493,191	0.00
매도 보호 Wind Acquisition Fin. 7% 20/12/2021	EUR	6,318,392	420,619	0.00
매도 보호 Elis 1.75% 20/06/2025	EUR	2,224,607	251,872	0.00
매도 보호 Altice 6.25% 20/12/2024	EUR	3,368,230	181,646	0.00
매수 보호 Renault 3.125% 20/12/2024	EUR	2,193,288	152,216	0.00
매도 보호 CDX NA HY S25 5 년 20/12/2020	USD	26,869,265	142,911	0.00
매도 보호 Wind Acquisition Fin. 4% 20/12/2021	EUR	2,121,160	141,207	0.00
매도 보호 Intrum Just 3.125% 20/06/2024	EUR	1,993,029	53,566	0.00
매도 보호 iTraxx Xover S34 20/12/2025	EUR	641,921	44,945	0.00
매도 보호 인도네시아 3.7% 20/06/2025	USD	5,746,826	30,235	0.00
매도 보호 Fiat Finance 5.625% 20/06/2021	EUR	792,474	25,452	0.00
매도 보호 Tesco 6% 20/12/2021	EUR	2,036,691	23,388	0.00
매수 보호 CDX EM CDSI S34 5 year 20/12/202	USD	131,033	7,411	0.00
매수 보호 Munich Re 7.625% 20/12/2020	EUR	976,569	(1,332)	(0.00)
매수 보호 XL Capital Yank 6.25% 20/12/2020	USD	1,953,138	(2,650)	(0.00)
매수 보호 Quest Diagnostic 6.95% 20/06/2021	USD	585,941	(3,519)	(0.00)
매도 보호 Italia 5.375% 20/06/2022	EUR	1,584,949	(3,729)	(0.00)
매수 보호 Lincoln National 3.35% 20/12/2025	USD	1,250,008	(5,538)	(0.00)
매수 보호 Conocophillips 5.9% 20/06/2022	USD	703,130	(7,588)	(0.00)
매수 보호 Avnet 4.875% 20/06/2025	USD	976,569	(8,066)	(0.00)
매수 보호 Avnet 4.875% 20/06/2022	USD	722,661	(8,432)	(0.00)
매수 보호 Aig International 6.25% 20/12/2025	USD	1,250,008	(15,343)	(0.00)
매수 보호 Wells Fargo 3.069% 20/12/2025	USD	1,523,447	(25,573)	(0.00)
매수 보호 Dow Chemical 7.375% 20/12/2025	USD	4,296,903	(63,504)	(0.00)
매수 보호 CDX NA HY S35 5 년 20/12/202	USD	2,192,470	(77,908)	(0.00)
매수 보호 Viacomcbs 4.75% 20/12/2025	USD	6,010,781	(81,483)	(0.00)
매도 보호 Inter Construction A 0.5% 20/06/2021	EUR	2,161,968	(132,214)	(0.00)
매도 보호 Rolls-Royce 2.125% 20/12/2025	EUR	1,049,665	(187,997)	(0.00)
매수 보호 iTraxx Xover S34 20/12/2025	EUR	2,943,752	(206,109)	(0.00)
매도 보호 Stena 7% 20/12/2024	EUR	2,410,126	(235,029)	(0.00)
매수 보호 일반사항 Motors 4.875% 20/12/2025	USD	3,476,585	(616,594)	(0.01)
매도 보호 Rolls-Royce 2.125% 20/06/2025	EUR	4,865,856	(769,722)	(0.01)
매도 보호 South Africa 5.875% 20/06/2025	USD	21,227,273	(1,517,750)	(0.02)
매도 보호 터키 11.875% 20/12/2025	USD	27,398,906	(5,401,595)	(0.05)
			(4,329,217)	(0.04)

선물환 계약

	기본 노출 USD	미실현 이익 / (손실) USD	% 순자산
구입 USD 판매 EUR 에 1.18283 15/12/2020	571,461,519	8,127,141	0.08
구입 USD 판매 EUR 에 1.18227 15/12/2020	585,054,956	8,037,529	0.08
구입 JPY 판매 USD 에 105.82350 15/12/2020	626,659,958	7,921,773	0.08
구입 USD 판매 EUR 에 1.18191 15/12/2020	559,799,039	7,519,201	0.08
구입 USD 판매 GBP 에 1.32828 10/12/2020	224,042,308	5,616,121	0.06
구입 USD 판매 AUD 에 0.72419 15/12/2020	75,126,461	2,246,704	0.02
구입 USD 판매 GBP 에 1.30498 15/12/2020	285,091,400	2,004,200	0.02
구입 USD 판매 GBP 에 1.30521 15/12/2020	272,240,387	1,961,336	0.02
구입 USD 판매 EUR 에 1.18663 12/11/2020	97,629,405	1,788,668	0.02
구입 USD 판매 EUR 에 1.18657 12/11/2020	73,000,503	1,333,676	0.01
구입 USD 판매 NOK 에 0.11227 12/11/2020	6,390,076	451,167	0.00
구입 USD 판매 CZK 에 0.04451 15/12/2020	8,375,200	339,932	0.00
구입 MXN 판매 USD 에 22.65785 12/11/2020	4,865,226	315,972	0.00
구입 ZAR 판매 USD 에 17.42440 12/11/2020	4,298,059	309,001	0.00
구입 USD 판매 TRY 에 0.13219 12/11/2020	2,736,435	308,017	0.00
구입 MXN 판매 USD 에 22.68070 12/11/2020	4,568,978	301,640	0.00
구입 USD 판매 COP 에 0.00026 12/11/2020	18,839,886	300,580	0.00
구입 USD 판매 BRL 에 0.18349 12/11/2020	5,687,637	300,310	0.00
구입 USD 판매 HUF 에 0.00324 12/11/2020	15,307,163	294,945	0.00
구입 MXN 판매 USD 에 22.58640 12/11/2020	4,715,439	290,410	0.00
구입 KRW 판매 USD 에 1185.38000 12/11/2020	6,531,321	288,994	0.00
구입 CLP 판매 USD 에 803.88000 12/11/2020	7,280,536	286,900	0.00
구입 USD 판매 HUF 에 0.00342 12/11/2020	3,600,652	280,938	0.00
구입 USD 판매 EUR 에 1.18862 12/11/2020	13,449,814	269,396	0.00
구입 ZAR 판매 USD 에 17.54300 12/11/2020	3,043,682	241,026	0.00
구입 JPY 판매 EUR 에 125.06129 12/11/2020	8,794,869	232,897	0.00
구입 KRW 판매 USD 에 1181.56000 12/11/2020	5,603,381	229,079	0.00
구입 USD 판매 BRL 에 0.18467 12/11/2020	3,685,001	219,645	0.00
구입 ZAR 판매 USD 에 17.49091 12/11/2020	2,661,166	202,207	0.00
구입 KRW 판매 USD 에 1188.55000 12/11/2020	4,095,244	192,640	0.00
구입 CLP 판매 USD 에 795.35500 12/11/2020	6,682,399	189,671	0.00
구입 MYR 판매 USD 에 4.18990 12/11/2020	24,275,035	180,291	0.00
구입 USD 판매 SEK 에 0.11499 12/11/2020	6,691,984	147,497	0.00
구입 USD 판매 RUB 에 0.01350 12/11/2020	1,975,095	143,833	0.00
구입 USD 판매 EUR 에 1.19143 12/11/2020	6,043,639	135,644	0.00
구입 USD 판매 RUB 에 0.01349 12/11/2020	1,828,671	132,005	0.00
구입 GBP 판매 USD 에 0.77817 15/12/2020	15,438,711	129,871	0.00
구입 USD 판매 EUR 에 1.18815 12/11/2020	6,360,256	124,828	0.00
구입 USD 판매 EUR 에 1.18738 12/11/2020	6,508,586	123,445	0.00
구입 USD 판매 PLN 에 0.26296 12/11/2020	2,971,758	121,995	0.00
구입 KRW 판매 USD 에 1160.60000 12/11/2020	5,394,093	120,924	0.00
구입 MXN 판매 USD 에 22.70425 12/11/2020	1,774,651	119,125	0.00
구입 IDR 판매 USD 에 14982.00000 12/11/2020	5,707,359	116,311	0.00
구입 USD 판매 CHF 에 1.09367 15/12/2020	154,372,226	111,546	0.00
구입 USD 판매 GBP 에 1.31668 12/11/2020	6,830,127	111,542	0.00
구입 USD 판매 PLN 에 0.26231 12/11/2020	2,867,155	110,387	0.00
구입 KRW 판매 USD 에 1162.23000 12/11/2020	4,406,535	105,112	0.00
구입 GBP 판매 USD 에 0.78500 15/12/2020	5,858,581	101,126	0.00
구입 USD 판매 PEN 에 0.28079 12/11/2020	6,693,943	98,819	0.00
구입 USD 판매 COP 에 0.00027 12/11/2020	2,340,258	92,940	0.00
구입 USD 판매 PLN 에 0.26980 12/11/2020	1,362,531	92,857	0.00
구입 USD 판매 PLN 에 0.25723 12/11/2020	4,890,470	89,856	0.00
구입 THB 판매 USD 에 31.52200 12/11/2020	7,845,904	88,724	0.00
구입 USD 판매 SEK 에 0.11393 12/11/2020	6,995,647	88,539	0.00
구입 CNY 판매 USD 에 6.99235 12/11/2020	1,978,660	87,081	0.00
구입 USD 판매 EUR 에 1.18526 12/11/2020	5,052,784	86,627	0.00
구입 GBP 판매 USD 에 0.78535 10/12/2020	4,846,364	85,561	0.00
구입 ZAR 판매 USD 에 16.63130 12/11/2020	3,640,567	84,112	0.00
구입 PHP 판매 USD 에 49.35200 12/11/2020	4,463,179	83,570	0.00
구입 USD 판매 CAD 에 0.76029 12/11/2020	6,747,293	83,479	0.00
구입 GBP 판매 EUR 에 0.91215 12/11/2020	5,660,187	79,803	0.00
구입 USD 판매 EUR 에 1.18018 12/11/2020	6,230,802	79,666	0.00
구입 IDR 판매 USD 에 14811.00000 12/11/2020	9,122,355	79,663	0.00
구입 USD 판매 EUR 에 1.17171 06/11/2020	13,979,184	78,947	0.00
구입 USD 판매 HUF 에 0.00327 12/11/2020	2,564,677	76,956	0.00
구입 GBP 판매 USD 에 0.77497 10/12/2020	17,892,658	75,225	0.00
구입 USD 판매 EUR 에 1.18311 12/11/2020	4,914,643	75,178	0.00
구입 PHP 판매 USD 에 48.88500 15/12/2020	11,072,417	71,813	0.00
구입 USD 판매 INR 에 0.01357 12/11/2020	8,203,683	71,358	0.00
구입 KRW 판매 USD 에 1187.75000 14/12/2020	1,533,055	69,720	0.00
구입 INR 판매 USD 에 74.82000 12/11/2020	10,236,834	69,306	0.00
구입 USD 판매 TRY 에 0.12572 12/11/2020	1,186,581	68,955	0.00
구입 USD 판매 EUR 에 1.19058 12/11/2020	3,162,765	68,663	0.00
구입 USD 판매 RUB 에 0.01281 12/11/2020	3,706,441	66,417	0.00
구입 USD 판매 EUR 에 1.19678 12/11/2020	2,412,114	65,198	0.00
구입 CLP 판매 USD 에 778.27000 12/11/2020	10,304,124	64,844	0.00

현재 투자종목 명세서서 2020년 10월 31일

	기본 노출 USD	미실현 이익 / (손실) USD	% 순자산
구입 USD 판매 BRL 에 0.18217 12/11/2020	1,384,219	62,654	0.00
구입 MXN 판매 USD 에 22.26789 12/11/2020	1,337,814	62,364	0.00
구입 GBP 판매 EUR 에 0.91936 12/11/2020	2,776,991	61,428	0.00
구입 USD 판매 CZK 에 0.04549 12/11/2020	901,266	57,988	0.00
구입 USD 판매 AUD 에 0.71980 12/11/2020	2,427,951	57,890	0.00
구입 TWD 판매 USD 에 28.58550 12/11/2020	25,015,800	56,263	0.00
구입 USD 판매 AUD 에 0.72973 15/12/2020	1,464,686	55,347	0.00
구입 USD 판매 HUF 에 0.00331 12/11/2020	1,343,204	55,253	0.00
구입 USD 판매 PLN 에 0.26773 12/11/2020	911,223	54,627	0.00
구입 MXN 판매 USD 에 22.37407 12/11/2020	1,001,210	51,670	0.00
구입 CNY 판매 USD 에 6.88091 12/11/2020	1,860,700	50,930	0.00
구입 KRW 판매 USD 에 1168.68000 04/01/2021	1,737,186	50,186	0.00
구입 USD 판매 TRY 에 0.13210 12/11/2020	426,587	47,710	0.00
구입 USD 판매 EUR 에 1.18495 06/11/2020	2,680,838	45,611	0.00
구입 USD 판매 AUD 에 0.72481 12/11/2020	1,440,403	44,620	0.00
구입 USD 판매 CZK 에 0.04539 12/11/2020	700,438	43,330	0.00
구입 USD 판매 EUR 에 1.18181 12/11/2020	3,024,060	42,890	0.00
구입 USD 판매 EUR 에 1.16878 03/12/2020	16,679,225	42,334	0.00
구입 CNY 판매 USD 에 6.78220 19/01/2021	5,628,050	41,729	0.00
구입 CLP 판매 USD 에 785.48000 12/11/2020	2,671,048	41,710	0.00
구입 CAD 판매 USD 에 1.33863 06/11/2020	7,877,718	41,690	0.00
구입 CHF 판매 USD 에 0.92548 15/12/2020	3,476,031	39,764	0.00
구입 USD 판매 TRY 에 0.12947 12/11/2020	443,220	39,732	0.00
구입 GBP 판매 USD 에 0.77462 10/12/2020	10,040,872	37,692	0.00
구입 USD 판매 CHF 에 1.10597 15/12/2020	3,121,265	37,382	0.00
구입 USD 판매 EUR 에 1.19298 12/11/2020	1,543,324	36,687	0.00
구입 GBP 판매 EUR 에 0.90746 12/11/2020	4,118,978	36,575	0.00
구입 USD 판매 GBP 에 1.29760 03/12/2020	23,889,767	35,198	0.00
구입 USD 판매 GBP 에 1.30368 12/11/2020	5,535,609	34,850	0.00
구입 GBP 판매 EUR 에 0.91292 12/11/2020	2,312,427	34,578	0.00
구입 USD 판매 INR 에 0.01355 12/11/2020	4,673,064	32,900	0.00
구입 USD 판매 EUR 에 1.18375 12/11/2020	2,064,851	32,729	0.00
구입 USD 판매 CHF 에 1.10353 15/12/2020	3,272,082	31,888	0.00
구입 USD 판매 HUF 에 0.00321 12/11/2020	2,742,262	31,878	0.00
구입 USD 판매 HUF 에 0.00328 12/11/2020	988,231	31,803	0.00
구입 USD 판매 EUR 에 1.18276 12/11/2020	2,060,421	30,902	0.00
구입 USD 판매 ILS 에 0.29443 12/11/2020	7,981,995	29,917	0.00
구입 MXN 판매 USD 에 22.72786 12/11/2020	438,367	29,912	0.00
구입 IDR 판매 USD 에 14925.00001 12/11/2020	1,787,857	29,494	0.00
구입 CLP 판매 USD 에 795.50000 12/11/2020	1,001,836	28,624	0.00
구입 SEK 판매 USD 에 9.01063 04/01/2021	1,826,255	26,697	0.00
구입 IDR 판매 USD 에 14785.00000 12/11/2020	3,650,304	25,413	0.00
구입 USD 판매 EUR 에 1.17319 12/11/2020	3,662,985	24,868	0.00
구입 USD 판매 EUR 에 1.17835 12/11/2020	2,173,764	24,382	0.00
구입 PHP 판매 USD 에 49.21700 13/11/2020	1,499,464	23,741	0.00
구입 USD 판매 BRL 에 0.17832 12/11/2020	995,044	23,042	0.00
구입 USD 판매 AUD 에 0.71626 15/12/2020	1,179,203	21,967	0.00
구입 CNY 판매 USD 에 6.80200 12/11/2020	1,390,949	21,684	0.00
구입 JPY 판매 USD 에 105.67120 06/11/2020	2,018,346	21,423	0.00
구입 USD 판매 EUR 에 1.17686 06/11/2020	2,097,946	21,127	0.00
구입 USD 판매 EUR 에 1.17991 06/11/2020	1,640,457	20,807	0.00
구입 GBP 판매 USD 에 0.77417 15/12/2020	6,241,533	20,111	0.00
구입 USD 판매 INR 에 0.01352 12/11/2020	4,110,263	20,000	0.00
구입 ZAR 판매 USD 에 16.74316 12/11/2020	648,022	19,431	0.00
구입 USD 판매 HUF 에 0.00323 12/11/2020	1,052,426	19,381	0.00
구입 USD 판매 RON 에 0.24069 12/11/2020	3,330,623	17,935	0.00
구입 USD 판매 HUF 에 0.00340 12/11/2020	249,163	17,594	0.00
구입 USD 판매 EUR 에 1.18251 12/11/2020	1,189,121	17,585	0.00
구입 USD 판매 EUR 에 1.17604 12/11/2020	1,805,514	16,669	0.00
구입 GBP 판매 EUR 에 0.90474 12/11/2020	2,833,948	16,622	0.00
구입 SEK 판매 USD 에 8.90860 12/11/2020	6,843,107	15,662	0.00
구입 ZAR 판매 USD 에 17.07546 12/11/2020	300,678	15,162	0.00
구입 GBP 판매 EUR 에 0.91823 12/11/2020	710,159	14,813	0.00
구입 INR 판매 USD 에 75.28000 12/11/2020	1,114,766	14,447	0.00
구입 CLP 판매 USD 에 801.75000 12/11/2020	360,861	13,226	0.00
구입 USD 판매 CHF 에 1.10197 15/12/2020	1,586,862	13,192	0.00
구입 GBP 판매 EUR 에 0.91413 12/11/2020	801,826	13,068	0.00
구입 CHF 판매 USD 에 0.92073 15/12/2020	1,979,952	12,368	0.00
구입 USD 판매 RUB 에 0.01310 12/11/2020	296,905	12,195	0.00
구입 USD 판매 AUD 에 0.71245 15/12/2020	890,906	11,768	0.00
구입 USD 판매 CHF 에 1.09948 15/12/2020	1,934,397	11,684	0.00
구입 ZAR 판매 USD 에 16.93002 12/11/2020	276,662	11,476	0.00
구입 USD 판매 EUR 에 1.18166 06/11/2020	800,257	11,356	0.00
구입 USD 판매 TRY 에 0.13213 12/11/2020	99,112	11,105	0.00
구입 USD 판매 PEN 에 0.27718 12/11/2020	6,503,136	11,094	0.00
구입 USD 판매 CLP 에 0.00130 12/11/2020	4,376,307	10,858	0.00
구입 USD 판매 PEN 에 0.27783 12/11/2020	2,576,125	10,503	0.00
구입 MXN 판매 USD 에 22.02933 12/11/2020	295,612	10,466	0.00
구입 USD 판매 PEN 에 0.27894 12/11/2020	1,249,944	10,102	0.00
구입 IDR 판매 USD 에 15128.00000 12/11/2020	330,099	10,009	0.00
구입 GBP 판매 EUR 에 0.92731 12/11/2020	318,607	9,862	0.00
구입 TWD 판매 USD 에 29.15000 12/11/2020	442,855	9,761	0.00
구입 USD 판매 RON 에 0.24414 12/11/2020	453,181	8,978	0.00
구입 USD 판매 EUR 에 1.17187 06/11/2020	1,280,504	7,414	0.00
구입 IDR 판매 USD 에 14985.00006 12/11/2020	342,126	7,042	0.00
구입 NOK 판매 USD 에 9.54681 12/11/2020	6,383,060	7,016	0.00
구입 SGD 판매 USD 에 1.37102 04/01/2021	1,724,956	6,897	0.00
구입 USD 판매 CZK 에 0.04333 12/11/2020	476,470	6,494	0.00
구입 IDR 판매 USD 에 14935.00001 12/11/2020	371,667	6,385	0.00
구입 CLP 판매 USD 에 785.53000 12/11/2020	401,850	6,301	0.00
구입 INR 판매 USD 에 75.39000 12/11/2020	424,106	6,124	0.00
구입 USD 판매 RUB 에 0.01261 12/11/2020	3,146,819	5,963	0.00
구입 THB 판매 USD 에 31.60620 15/12/2020	414,317	5,737	0.00
구입 USD 판매 CAD 에 0.75150 06/11/2020	7,919,408	5,398	0.00
구입 USD 판매 BRL 에 0.17735 12/11/2020	293,469	5,161	0.00
구입 USD 판매 EUR 에 1.17049 12/11/2020	1,101,654	4,922	0.00
구입 PHP 판매 USD 에 48.48500 12/11/2020	5,802,938	4,803	0.00
구입 USD 판매 CHF 에 1.09588 15/12/2020	1,687,406	4,626	0.00
구입 CHF 판매 USD 에 0.92171 06/11/2020	762,482	4,609	0.00
구입 THB 판매 USD 에 31.37860 15/12/2020	695,793	4,554	0.00
구입 USD 판매 EUR 에 1.17687 12/11/2020	433,054	4,305	0.00
구입 USD 판매 AUD 에 0.70446 15/12/2020	2,251,525	4,165	0.00
구입 USD 판매 HKD 에 0.12900 15/12/2020	9,254,159	3,680	0.00
구입 USD 판매 HKD 에 0.12895 15/12/2020	214,082,011	3,491	0.00
구입 EUR 판매 GBP 에 1.11282 12/11/2020	3,489,213	3,301	0.00
구입 MXN 판매 USD 에 21.54961 12/11/2020	232,162	2,985	0.00
구입 USD 판매 EUR 에 1.17219 12/11/2020	484,404	2,872	0.00
구입 MYR 판매 USD 에 4.19000 12/11/2020	362,911	2,704	0.00
구입 USD 판매 INR 에 0.01346 12/11/2020	4,481,917	2,405	0.00
구입 USD 판매 THB 에 0.03216 12/11/2020	1,018,917	2,376	0.00
구입 SGD 판매 USD 에 1.36752 14/12/2020	1,565,968	2,222	0.00
구입 CHF 판매 USD 에 0.91601 15/12/2020	1,984,701	2,155	0.00
구입 USD 판매 CZK 에 0.04380 15/12/2020	89,475	2,151	0.00
구입 USD 판매 EUR 에 1.18282 12/11/2020	142,307	2,142	0.00
구입 USD 판매 HKD 에 0.12899 15/12/2020	6,089,877	2,097	0.00
구입 USD 판매 AUD 에 0.70615 06/11/2020	449,788	2,008	0.00
구입 USD 판매 RON 에 0.24229 12/11/2020	162,070	1,957	0.00
구입 USD 판매 EUR 에 1.16814 12/11/2020	788,010	1,931	0.00
구입 USD 판매 RON 에 0.24042 12/11/2020	414,582	1,772	0.00
구입 THB 판매 USD 에 31.24900 12/11/2020	688,795	1,756	0.00
구입 THB 판매 USD 에 31.24100 15/12/2020	770,366	1,642	0.00
구입 USD 판매 MYR 에 0.24349 12/11/2020	115,005	1,456	0.00
구입 IDR 판매 USD 에 14762.00009 12/11/2020	253,432	1,367	0.00
구입 USD 판매 EUR 에 1.16537 12/11/2020	14,397,968	1,163	0.00
구입 MYR 판매 USD 에 4.19300 12/11/2020	125,094	1,022	0.00
구입 MYR 판매 USD 에 4.17600 12/11/2020	221,078	903	0.00
구입 USD 판매 EUR 에 1.16568 12/11/2020	2,323,521	800	0.00
구입 USD 판매 CHF 에 1.09256 06/11/2020	767,092	744	0.00
구입 USD 판매 GBP 에 1.29635 06/11/2020	1,032,832	701	0.00
구입 THB 판매 USD 에 31.22010 12/11/2020	389,192	632	0.00
구입 PHP 판매 USD 에 48.71300 15/12/2020	150,863	444	0.00
구입 MXN 판매 USD 에 21.32388 12/11/2020	192,226	432	0.00
구입 USD 판매 HUF 에 0.00318 12/11/2020	263,285	356	0.00
구입 HKD 판매 USD 에 7.75576 15/12/2020	3,461,555	340	0.00
구입 SGD 판매 USD 에 1.36962 12/11/2020	113,782	335	0.00
구입 USD 판매 RON 에 0.23965 12/11/2020	306,454	326	0.00
구입 RUB 판매 USD 에 79.52000 12/11/2020	471,400	326	0.00
구입 IDR 판매 USD 에 14684.99999 12/11/2020	1,772,830	268	0.00
구입 USD 판매 EUR 에 1.16547 12/11/2020	1,503,040	245	0.00
구입 IDR 판매 USD 에 14685.00001 12/11/2020	1,437,822	218	0.00
구입 MYR 판매 USD 에 4.16100 12/11/2020	372,007	178	0.00
구입 THB 판매 USD 에 31.18430 15/12/2020	350,946	110	0.00
구입 USD 판매 JPY 에 0.00956 06/11/2020	2,039,769	76	0.00
구입 HKD 판매 USD 에 7.75505 15/12/2020	6,736,646	40	0.00
구입 USD 판매 HKD 에 0.12901 12/11/2020	24,141	10	0.00
구입 USD 판매 PHP 에 0.02059 15/12/2020	5,864,795	(1)	(0.00)
구입 USD 판매 PLN 에 0.25258 12/11/2020	192,298	(8)	(0.00)
구입 USD 판매 RON 에 0.23939 12/11/2020	665,640	(19)	(0.00)
구입 AUD 판매 USD 에 1.42205 15/12/2020	775,640	(52)	(0.00)
구입 IDR 판매 USD 에 14658.39981 12/11/2020	39,616	(66)	(0.00)
구입 JPY 판매 USD 에 104.52440 03/12/2020	2,040,491	(87)	(0.00)
구입 PEN 판매 USD 에 3.61200 12/11/2020	221,886	(121)	(0.00)
구입 USD 판매 GBP 에 1.29520 06/11/2020	695,612	(150)	(0.00)
구입 USD 판매 MYR 에 0.23992 12/11/2020	113,464	(245)	(0.00)
구입 MYR 판매 USD 에 4.14900 12/11/2020	113,331	(273)	(0.00)
구입 USD 판매 GBP 에 1.29523 12/11/2020	1,239,610	(283)	(0.00)
구입 COP 판매 USD 에 3864.00000 12/11/2020	2,244,005	(357)	(0.00)
구입 PLN 판매 USD 에 3.80446 12/11/2020	10,268	(401)	(0.00)
구입 HKD 판매 USD 에 7.75362 15/12/2020	2,253,786	(401)	(0.00)
구입 PHP 판매 USD 에 48.33000 12/11/2020	181,588	(431)	(0.00)
구입 USD 판매 HKD 에 0.12893 15/12/2020	3,916,054	(462)	(0.00)
구입 IDR 판매 USD 에 14659.99996 12/11/2020	313,025	(486)	(0.00)
구입 USD 판매 MYR 에 0.24027 12/11/2020	677,540	(487)	(0.00)
구입 PLN 판매 USD 에 3.88560 12/11/2020	27,646	(513)	(0.00)
구입 PLN 판매 USD 에 3.87827 12/11/2020	25,180	(514)	(0.00)
구입 USD 판매 EUR 에 1.16469 12/11/2020	1,025,783	(525)	(0.00)
구입 THB 판매 USD 에 31.09900 15/12/2020	301,682	(731)	(0.00)
구입 CHF 판매 USD 에 0.91457 03/12/2020	768,431	(736)	(0.00)
구입 RUB 판매 USD 에 79.24000 12/11/2020	359,617	(1,019)	(0.00)
구입 IDR 판매 USD 에 14655.00002 12/11/2020	548,543	(1,038)	(0.00)

현재 투자종목 명세서서 2020년 10월 31일

	기본 노출 USD	미실현 이익 / (손실) USD	% 순자산
구입 CLP 판매 USD 에 769.74999 12/11/2020	235,275	(1,111)	(0.00)
구입 PHP 판매 USD 에 48.32000 12/11/2020	462,225	(1,192)	(0.00)
구입 USD 판매 GBP 에 1.29461 03/12/2020	1,536,077	(1,282)	(0.00)
구입 USD 판매 THB 에 0.03189 12/11/2020	225,299	(1,318)	(0.00)
구입 RON 판매 USD 에 4.15605 12/11/2020	270,024	(1,362)	(0.00)
구입 USD 판매 EUR 에 1.16468 12/11/2020	2,735,625	(1,399)	(0.00)
구입 HKD 판매 USD 에 7.75162 15/12/2020	3,583,120	(1,560)	(0.00)
구입 CZK 판매 USD 에 23.23174 12/11/2020	224,238	(1,567)	(0.00)
구입 EUR 판매 GBP 에 1.11003 12/11/2020	1,024,426	(1,605)	(0.00)
구입 THB 판매 USD 에 31.10800 12/11/2020	876,718	(1,731)	(0.00)
구입 HKD 판매 USD 에 7.75188 15/12/2020	4,463,949	(1,796)	(0.00)
구입 AUD 판매 USD 에 1.41907 15/12/2020	883,676	(1,910)	(0.00)
구입 AUD 판매 USD 에 1.41594 03/12/2020	451,858	(2,006)	(0.00)
구입 USD 판매 THB 에 0.03198 12/11/2020	667,598	(2,060)	(0.00)
구입 COP 판매 USD 에 3846.00001 12/11/2020	465,260	(2,241)	(0.00)
구입 HUF 판매 USD 에 297.30910 12/11/2020	44,792	(2,495)	(0.00)
구입 PHP 판매 USD 에 48.54000 15/12/2020	4,413,206	(2,725)	(0.00)
구입 GBP 판매 USD 에 0.76809 06/11/2020	580,228	(2,875)	(0.00)
구입 EUR 판매 GBP 에 1.10481 12/11/2020	459,856	(2,876)	(0.00)
구입 ILS 판매 USD 에 3.39681 12/11/2020	792,730	(2,877)	(0.00)
구입 PLN 판매 USD 에 3.69688 12/11/2020	45,224	(2,994)	(0.00)
구입 USD 판매 THB 에 0.03202 12/11/2020	1,633,218	(3,255)	(0.00)
구입 PEN 판매 USD 에 3.58230 12/11/2020	384,080	(3,366)	(0.00)
구입 ILS 판매 USD 에 3.40553 12/11/2020	3,456,512	(3,701)	(0.00)
구입 USD 판매 MYR 에 0.23952 12/11/2020	990,356	(3,793)	(0.00)
구입 EUR 판매 GBP 에 1.10452 12/11/2020	597,402	(3,893)	(0.00)
구입 HUF 판매 USD 에 312.79470 12/11/2020	605,586	(3,941)	(0.00)
구입 GBP 판매 USD 에 0.76815 06/11/2020	814,228	(3,971)	(0.00)
구입 USD 판매 MXN 에 0.04620 12/11/2020	235,147	(3,991)	(0.00)
구입 EUR 판매 GBP 에 1.10224 12/11/2020	473,921	(4,062)	(0.00)
구입 HUF 판매 USD 에 310.12390 12/11/2020	293,538	(4,400)	(0.00)
구입 USD 판매 GBP 에 1.28873 12/11/2020	865,121	(4,537)	(0.00)
구입 USD 판매 MYR 에 0.23815 12/11/2020	488,244	(4,650)	(0.00)
구입 HUF 판매 USD 에 312.20850 12/11/2020	608,733	(5,095)	(0.00)
구입 EUR 판매 USD 에 0.85446 04/01/2021	1,761,456	(5,104)	(0.00)
구입 USD 판매 THB 에 0.03159 12/11/2020	348,690	(5,310)	(0.00)
구입 CAD 판매 USD 에 1.33058 03/12/2020	7,925,431	(5,327)	(0.00)
구입 THB 판매 USD 에 31.05800 12/11/2020	1,607,434	(5,751)	(0.00)
구입 USD 판매 CLP 에 0.00129 12/11/2020	7,299,652	(5,763)	(0.00)
구입 AUD 판매 USD 에 1.40400 06/11/2020	455,700	(5,912)	(0.00)
구입 GBP 판매 USD 에 0.77113 15/12/2020	8,593,920	(6,190)	(0.00)
구입 USD 판매 CNY 에 0.14882 12/11/2020	1,979,267	(6,425)	(0.00)
구입 USD 판매 ZAR 에 0.06033 12/11/2020	341,550	(6,590)	(0.00)
구입 RON 판매 USD 에 4.07450 12/11/2020	274,435	(6,742)	(0.00)
구입 USD 판매 MXN 에 0.04665 12/11/2020	956,028	(7,197)	(0.00)
구입 USD 판매 CNY 에 0.14301 12/11/2020	171,264	(7,220)	(0.00)
구입 CZK 판매 USD 에 22.99026 15/12/2020	437,142	(7,300)	(0.00)
구입 THB 판매 USD 에 31.00300 12/11/2020	1,437,969	(7,682)	(0.00)
구입 GBP 판매 USD 에 0.77070 15/12/2020	6,465,542	(8,222)	(0.00)
구입 COP 판매 USD 에 3807.78999 12/11/2020	623,968	(9,175)	(0.00)
구입 EUR 판매 USD 에 0.84845 12/11/2020	878,680	(9,946)	(0.00)
구입 USD 판매 ZAR 에 0.05978 12/11/2020	371,783	(10,499)	(0.00)
구입 USD 판매 PHP 에 0.02059 12/11/2020	4,278,843	(10,581)	(0.00)
구입 MXN 판매 USD 에 21.21870 12/11/2020	4,020,389	(10,841)	(0.00)
구입 ILS 판매 USD 에 3.38477 12/11/2020	1,516,260	(10,859)	(0.00)
구입 USD 판매 ILS 에 0.29242 12/11/2020	3,535,739	(10,940)	(0.00)
구입 USD 판매 ZAR 에 0.05936 12/11/2020	313,329	(10,961)	(0.00)
구입 EUR 판매 GBP 에 1.09906 12/11/2020	1,022,705	(11,688)	(0.00)
구입 EUR 판매 GBP 에 1.10145 12/11/2020	1,322,804	(12,276)	(0.00)
구입 AUD 판매 USD 에 1.40336 15/12/2020	942,739	(12,456)	(0.00)
구입 USD 판매 JPY 에 0.00955 15/12/2020	8,358,722	(12,734)	(0.00)
구입 EUR 판매 GBP 에 1.09631 12/11/2020	929,771	(12,927)	(0.00)
구입 AUD 판매 USD 에 1.40908 15/12/2020	1,434,273	(13,183)	(0.00)
구입 RUB 판매 USD 에 78.66300 12/11/2020	1,337,417	(13,500)	(0.00)
구입 ILS 판매 USD 에 3.38476 12/11/2020	1,891,181	(13,544)	(0.00)
구입 RUB 판매 USD 에 76.22000 12/11/2020	340,444	(13,903)	(0.00)
구입 ILS 판매 USD 에 3.39595 12/11/2020	3,718,687	(14,431)	(0.00)
구입 EUR 판매 USD 에 0.84628 06/11/2020	1,075,848	(15,031)	(0.00)
구입 USD 판매 MYR 에 0.23824 12/11/2020	1,660,353	(15,225)	(0.00)
구입 EUR 판매 GBP 에 1.10852 12/11/2020	5,290,298	(15,433)	(0.00)
구입 USD 판매 PHP 에 0.02057 12/11/2020	4,584,668	(15,571)	(0.00)
구입 AUD 판매 USD 에 1.40165 15/12/2020	1,080,868	(15,577)	(0.00)
구입 USD 판매 MXN 에 0.04530 12/11/2020	435,414	(15,741)	(0.00)
구입 EUR 판매 USD 에 0.85279 06/11/2020	2,638,722	(16,870)	(0.00)
구입 USD 판매 THB 에 0.03160 12/11/2020	1,112,439	(16,888)	(0.00)
구입 TWD 판매 USD 에 28.43350 12/11/2020	5,513,726	(16,984)	(0.00)
구입 EUR 판매 USD 에 0.85233 12/11/2020	2,519,708	(17,125)	(0.00)
구입 EUR 판매 USD 에 0.84795 12/11/2020	1,498,316	(17,836)	(0.00)
구입 CHF 판매 USD 에 0.91113 15/12/2020	4,209,043	(17,849)	(0.00)
구입 CHF 판매 USD 에 0.90532 15/12/2020	1,735,290	(18,376)	(0.00)
구입 RUB 판매 USD 에 78.43500 12/11/2020	1,427,080	(18,499)	(0.00)
구입 CHF 판매 USD 에 0.91157 15/12/2020	4,955,188	(18,650)	(0.00)
구입 USD 판매 MXN 에 0.04503 12/11/2020	452,426	(19,004)	(0.00)
구입 CHF 판매 USD 에 0.91242 15/12/2020	6,795,115	(19,260)	(0.00)
구입 EUR 판매 USD 에 0.85607 12/11/2020	8,051,444	(19,603)	(0.00)
구입 EUR 판매 USD 에 0.85474 12/11/2020	4,955,425	(19,743)	(0.00)
구입 USD 판매 GBP 에 1.29176 15/12/2020	6,304,408	(19,995)	(0.00)
구입 ILS 판매 USD 에 3.37822 12/11/2020	2,351,733	(21,353)	(0.00)
구입 PLN 판매 USD 에 3.69611 12/11/2020	322,425	(21,410)	(0.00)
구입 TRY 판매 USD 에 7.59418 12/11/2020	219,687	(21,462)	(0.00)
구입 AUD 판매 USD 에 1.39812 15/12/2020	1,371,125	(23,163)	(0.00)
구입 BRL 판매 USD 에 5.58800 12/11/2020	905,934	(23,646)	(0.00)
구입 THB 판매 USD 에 31.14350 15/12/2020	23,863,179	(23,768)	(0.00)
구입 USD 판매 MXN 에 0.04568 12/11/2020	883,401	(24,805)	(0.00)
구입 EUR 판매 USD 에 0.85401 12/11/2020	5,261,790	(25,457)	(0.00)
구입 HUF 판매 USD 에 312.13100 12/11/2020	2,964,265	(25,540)	(0.00)
구입 BRL 판매 USD 에 5.48200 12/11/2020	587,864	(26,204)	(0.00)
구입 EUR 판매 USD 에 0.84773 06/11/2020	2,153,674	(26,468)	(0.00)
구입 EUR 판매 USD 에 0.84617 12/11/2020	1,916,965	(26,785)	(0.00)
구입 TRY 판매 USD 에 7.84282 12/11/2020	395,209	(26,934)	(0.00)
구입 ILS 판매 USD 에 3.37823 12/11/2020	2,979,648	(27,055)	(0.00)
구입 USD 판매 MXN 에 0.04513 12/11/2020	729,712	(29,098)	(0.00)
구입 INR 판매 USD 에 74.04800 12/11/2020	8,171,086	(29,561)	(0.00)
구입 USD 판매 MYR 에 0.23802 12/11/2020	2,943,889	(29,632)	(0.00)
구입 USD 판매 CNY 에 0.14620 12/11/2020	1,440,383	(29,958)	(0.00)
구입 HUF 판매 USD 에 305.74710 12/11/2020	1,038,591	(30,007)	(0.00)
구입 USD 판매 JPY 에 0.00949 12/11/2020	4,195,350	(30,550)	(0.00)
구입 USD 판매 CNY 에 0.14341 12/11/2020	788,987	(31,184)	(0.00)
구입 PLN 판매 USD 에 3.84625 12/11/2020	1,196,384	(34,075)	(0.00)
구입 EUR 판매 GBP 에 1.09721 12/11/2020	2,665,357	(34,910)	(0.00)
구입 EUR 판매 USD 에 0.84761 12/11/2020	2,846,012	(34,981)	(0.00)
구입 EUR 판매 USD 에 0.84284 12/11/2020	1,962,537	(35,031)	(0.00)
구입 GBP 판매 USD 에 0.77078 06/11/2020	23,921,167	(35,382)	(0.00)
구입 RUB 판매 USD 에 74.47000 12/11/2020	565,751	(35,563)	(0.00)
구입 TRY 판매 USD 에 7.64700 12/11/2020	390,508	(35,700)	(0.00)
구입 RUB 판매 USD 에 78.29500 12/11/2020	2,507,453	(36,921)	(0.00)
구입 USD 판매 KRW 에 0.00086 14/12/2020	1,602,775	(38,440)	(0.00)
구입 CHF 판매 USD 에 0.90587 15/12/2020	3,956,435	(39,554)	(0.00)
구입 GBP 판매 USD 에 0.76522 10/12/2020	4,936,098	(41,621)	(0.00)
구입 EUR 판매 USD 에 0.85609 06/11/2020	16,711,845	(42,534)	(0.00)
구입 USD 판매 ILS 에 0.28946 12/11/2020	3,277,992	(43,239)	(0.00)
구입 EUR 판매 USD 에 0.84454 12/11/2020	2,747,681	(43,612)	(0.00)
구입 TRY 판매 USD 에 7.49750 12/11/2020	402,749	(43,973)	(0.00)
구입 RON 판매 USD 에 4.10170 12/11/2020	2,443,092	(44,107)	(0.00)
구입 USD 판매 MYR 에 0.23785 12/11/2020	4,104,144	(44,307)	(0.00)
구입 USD 판매 THB 에 0.03164 12/11/2020	3,189,108	(44,340)	(0.00)
구입 AUD 판매 USD 에 1.37511 15/12/2020	1,427,523	(47,216)	(0.00)
구입 BRL 판매 USD 에 5.39450 12/11/2020	802,868	(48,032)	(0.00)
구입 PLN 판매 USD 에 3.72271 12/11/2020	837,813	(50,007)	(0.00)
구입 EUR 판매 USD 에 0.84607 12/11/2020	3,641,961	(51,299)	(0.00)
구입 AUD 판매 USD 에 1.37513 15/12/2020	1,560,577	(51,591)	(0.00)
구입 AUD 판매 USD 에 1.38414 15/12/2020	1,939,108	(51,821)	(0.00)
구입 EUR 판매 GBP 에 1.10529 12/11/2020	9,447,923	(55,089)	(0.00)
구입 USD 판매 BRL 에 0.17224 12/11/2020	4,716,963	(55,438)	(0.00)
구입 HUF 판매 USD 에 300.63050 12/11/2020	1,252,325	(56,535)	(0.00)
구입 USD 판매 KRW 에 0.00088 12/11/2020	14,002,506	(57,096)	(0.00)
구입 EUR 판매 GBP 에 1.09789 12/11/2020	4,620,671	(57,663)	(0.00)
구입 PLN 판매 USD 에 3.75441 12/11/2020	1,193,935	(61,701)	(0.00)
구입 EUR 판매 USD 에 0.83660 12/11/2020	2,530,107	(63,583)	(0.00)
구입 EUR 판매 GBP 에 1.10283 12/11/2020	8,021,837	(64,499)	(0.00)
구입 ILS 판매 USD 에 3.34850 12/11/2020	3,672,009	(65,358)	(0.00)
구입 USD 판매 PHP 에 0.02045 15/12/2020	9,841,223	(65,916)	(0.00)
구입 EUR 판매 USD 에 0.84300 12/11/2020	3,777,941	(66,744)	(0.00)
구입 COP 판매 USD 에 3808.50000 12/11/2020	4,714,599	(68,457)	(0.00)
구입 EUR 판매 USD 에 0.84372 12/11/2020	4,235,509	(71,276)	(0.00)
구입 CZK 판매 USD 에 23.16811 15/12/2020	8,108,568	(73,734)	(0.00)
구입 USD 판매 GBP 에 1.28280 15/12/2020	7,424,039	(74,872)	(0.00)
구입 EUR 판매 GBP 에 1.10497 12/11/2020	12,840,761	(78,487)	(0.00)
구입 HUF 판매 USD 에 294.08028 12/11/2020	1,222,454	(80,619)	(0.00)
구입 EUR 판매 USD 에 0.84335 12/11/2020	4,756,249	(82,105)	(0.00)
구입 MYR 판매 USD 에 4.12510 12/11/2020	10,616,228	(86,561)	(0.00)
구입 HUF 판매 USD 에 302.00010 12/11/2020	2,125,330	(86,700)	(0.00)
구입 EUR 판매 USD 에 0.84242 12/11/2020	5,039,416	(92,434)	(0.00)
구입 USD 판매 ZAR 에 0.05673 12/11/2020	1,206,629	(93,810)	(0.00)
구입 USD 판매 CNY 에 0.14640 15/12/2020	5,637,276	(96,166)	(0.00)
구입 RUB 판매 USD 에 76.61500 12/11/2020	2,698,616	(96,789)	(0.00)
구입 USD 판매 GBP 에 1.28307 10/12/2020	10,310,252	(101,257)	(0.00)
구입 PEN 판매 USD 에 3.52350 12/11/2020	4,098,351	(102,601)	(0.00)
구입 EUR 판매 USD 에 0.84376 12/11/2020	6,168,885	(103,534)	(0.00)
구입 RUB 판매 USD 에 74.07200 12/11/2020	1,607,787	(109,116)	(0.00)
구입 COP 판매 USD 에 3803.00000 12/11/2020	6,896,180	(109,948)	(0.00)
구입 USD 판매 MXN 에 0.04489 12/11/2020	2,605,589	(117,120)	(0.00)
구입 PLN 판매 USD 에 3.72485 12/11/2020	2,093,225	(123,808)	(0.00)
구입 EUR 판매 USD 에 0.85235 15/12/2020	22,632,786	(134,696)	(0.00)
구입 USD 판매 KRW 에 0.00085 12/11/2020	3,860,379	(145,932)	(0.00)
구입 EUR 판매 GBP 에 1.10962 12/11/2020	76,546,007	(147,594)	(0.00)
구입 USD 판매 ZAR 에 0.05893 12/11/2020	3,527,994	(148,196)	(0.00)
구입 BRL 판매 USD 에 5.61222 12/11/2020	6,931,313	(151,657)	(0.00)
구입 EUR 판매 USD 에 0.84363 12/11/2020	8,974,160	(151,942)	(0.00)
구입 EUR 판매 GBP 에 1.10864 12/11/2020	54,377,379	(152,924)	(0.00)

현재 투자종목 명세서 2020년 10월 31일

	기본 노출 USD	미실현 이익 / (손실) USD	% 순자산
구입 USD 판매 IDR 에 0.00007 12/11/2020	12,869,447	(153,603)	(0.00)
구입 PLN 판매 USD 에 3.87200 12/11/2020	7,513,776	(165,136)	(0.00)
구입 PLN 판매 USD 에 3.76039 12/11/2020	3,457,862	(173,476)	(0.00)
구입 COP 판매 USD 에 3713.55000 12/11/2020	4,643,796	(181,522)	(0.00)
구입 INR 판매 USD 에 73.43310 12/11/2020	16,322,283	(194,101)	(0.00)
구입 CZK 판매 USD 에 22.09657 12/11/2020	3,507,784	(194,713)	(0.00)
구입 TRY 판매 USD 에 7.79100 12/11/2020	2,671,471	(198,515)	(0.00)
구입 USD 판매 GBP 에 1.28423 06/11/2020	23,544,950	(204,321)	(0.00)
구입 RUB 판매 USD 에 73.55030 12/11/2020	2,793,121	(207,899)	(0.00)
구입 RUB 판매 USD 에 74.07100 12/11/2020	3,322,563	(225,536)	(0.00)
구입 USD 판매 MXN 에 0.04546 12/11/2020	7,398,007	(242,657)	(0.00)
구입 USD 판매 TWD 에 0.03448 12/11/2020	16,053,744	(266,602)	(0.00)
구입 USD 판매 INR 에 0.01321 12/11/2020	15,674,808	(282,333)	(0.00)
구입 USD 판매 CLP 에 0.00125 12/11/2020	8,711,572	(285,113)	(0.00)
구입 USD 판매 THB 에 0.03167 15/12/2020	26,383,826	(338,737)	(0.00)
구입 PEN 판매 USD 에 3.55600 12/11/2020	22,081,471	(354,229)	(0.00)
구입 RUB 판매 USD 에 75.01000 12/11/2020	6,834,568	(383,170)	(0.00)
구입 TRY 판매 USD 에 7.68500 12/11/2020	4,696,714	(408,161)	(0.00)
구입 RUB 판매 USD 에 73.67150 12/11/2020	7,212,619	(525,854)	(0.01)
구입 EUR 판매 USD 에 0.84272 12/11/2020	34,538,988	(621,404)	(0.01)
구입 EUR 판매 USD 에 0.84267 12/11/2020	34,705,041	(626,344)	(0.01)
구입 PLN 판매 USD 에 3.72315 12/11/2020	10,716,686	(638,452)	(0.01)
구입 EUR 판매 USD 에 0.84193 12/11/2020	34,702,882	(656,218)	(0.01)
구입 EUR 판매 USD 에 0.84324 12/11/2020	40,574,577	(705,768)	(0.01)
구입 USD 판매 JPY 에 0.00953 15/12/2020	212,065,741	(823,810)	(0.01)
구입 USD 판매 KRW 에 0.00084 12/11/2020	22,185,528	(931,168)	(0.01)
구입 BRL 판매 USD 에 5.35460 12/11/2020	14,971,107	(999,756)	(0.01)
구입 HUF 판매 USD 에 295.98500 12/11/2020	22,778,180	(1,364,382)	(0.01)
구입 USD 판매 ZAR 에 0.05660 12/11/2020	25,905,320	(2,070,314)	(0.02)
구입 USD 판매 CNY 에 0.14511 15/12/2020	223,611,944	(5,764,885)	(0.06)
		33,265,579	0.34

A-ACC 주식 (CZK) (CZK/USD 헤지)

구입 CZK 판매 USD 에 23.32785 24/11/2020	90,671,429	(257,001)	(0.00)
		(257,001)	(0.00)

A-ACC 주식 (EUR) (헤지)

구입 USD 판매 RUB 에 0.01278 24/11/2020	3,991,228	67,729	0.00
구입 USD 판매 BRL 에 0.17776 24/11/2020	1,963,080	40,297	0.00
구입 USD 판매 TRY 에 0.12430 24/11/2020	697,343	36,625	0.00
구입 USD 판매 NOK 에 0.10678 24/11/2020	1,437,311	26,450	0.00
구입 USD 판매 HUF 에 0.00321 24/11/2020	2,213,591	21,603	0.00
구입 USD 판매 SGD 에 0.73596 24/11/2020	3,818,781	19,193	0.00
구입 USD 판매 DKK 에 0.15749 24/11/2020	2,789,000	16,002	0.00
구입 USD 판매 SEK 에 0.11302 24/11/2020	3,361,849	14,831	0.00
구입 USD 판매 PLN 에 0.25647 24/11/2020	874,412	13,401	0.00
구입 USD 판매 MYR 에 0.24102 24/11/2020	3,183,818	11,795	0.00
구입 USD 판매 COP 에 0.00026 24/11/2020	1,496,463	6,767	0.00
구입 USD 판매 CZK 에 0.04303 24/11/2020	858,428	5,736	0.00
구입 USD 판매 INR 에 0.01359 24/11/2020	393,810	5,393	0.00
구입 USD 판매 ILS 에 0.29604 24/11/2020	570,637	5,213	0.00
구입 USD 판매 PLN 에 0.25379 24/11/2020	792,672	3,740	0.00
구입 USD 판매 MXN 에 0.04724 24/11/2020	421,930	2,745	0.00
구입 CLP 판매 USD 에 776.50000 24/11/2020	423,577	1,650	0.00
구입 USD 판매 CAD 에 0.75665 24/11/2020	218,549	1,637	0.00
구입 PHP 판매 USD 에 48.57400 24/11/2020	486,655	693	0.00
구입 USD 판매 CAD 에 0.76287 24/11/2020	29,816	470	0.00
구입 USD 판매 NZD 에 0.66075 24/11/2020	21,787	(48)	(0.00)
구입 NOK 판매 USD 에 9.44971 24/11/2020	161,285	(1,476)	(0.00)
구입 DKK 판매 USD 에 6.35042 24/11/2020	311,302	(1,742)	(0.00)
구입 KRW 판매 USD 에 1133.00000 24/11/2020	1,452,731	(3,526)	(0.00)
구입 INR 판매 USD 에 74.07000 24/11/2020	506,680	(3,585)	(0.00)
구입 USD 판매 IDR 에 0.00007 24/11/2020	4,123,810	(3,892)	(0.00)
구입 USD 판매 THB 에 0.03203 24/11/2020	2,545,410	(4,034)	(0.00)
구입 USD 판매 CLP 에 0.00127 24/11/2020	291,334	(4,273)	(0.00)
구입 USD 판매 TWD 에 0.03514 24/11/2020	2,632,632	(4,389)	(0.00)
구입 USD 판매 MXN 에 0.04684 24/11/2020	2,741,366	(5,864)	(0.00)
구입 HUF 판매 USD 에 312.95810 24/11/2020	965,763	(5,936)	(0.00)
구입 HUF 판매 USD 에 307.59120 24/11/2020	276,053	(6,402)	(0.00)
구입 USD 판매 PHP 에 0.02050 24/11/2020	1,203,406	(7,007)	(0.00)
구입 RUB 판매 USD 에 77.38000 24/11/2020	421,153	(11,551)	(0.00)
구입 COP 판매 USD 에 3781.00000 24/11/2020	868,256	(19,285)	(0.00)
구입 USD 판매 ZAR 에 0.06008 24/11/2020	1,457,083	(31,951)	(0.00)
구입 USD 판매 CLP 에 0.00126 24/11/2020	1,317,405	(37,372)	(0.00)
구입 USD 판매 CNY 에 0.14892 24/11/2020	22,060,701	(38,333)	(0.00)
구입 USD 판매 TWD 에 0.03501 24/11/2020	11,580,743	(60,191)	(0.00)
구입 USD 판매 KRW 에 0.00087 24/11/2020	9,910,094	(85,739)	(0.00)
구입 USD 판매 JPY 에 0.00951 24/11/2020	54,213,617	(323,323)	(0.00)
구입 EUR 판매 USD 에 0.85261 24/11/2020	301,177,579	(1,870,175)	(0.02)
구입 EUR 판매 USD 에 0.85264 24/11/2020	363,576,680	(2,244,090)	(0.02)
구입 EUR 판매 USD 에 0.85269 24/11/2020	375,281,920	(2,293,440)	(0.02)
		(6,765,654)	(0.07)

A-ACC 주식 (HUF) (헤지)

구입 USD 판매 EUR 에 1.17208 24/11/2020	2,066,822	11,515	0.00
구입 USD 판매 RUB 에 0.01278 24/11/2020	133,542	2,266	0.00
구입 USD 판매 BRL 에 0.17776 24/11/2020	65,683	1,348	0.00
구입 USD 판매 TRY 에 0.12430 24/11/2020	23,335	1,226	0.00
구입 USD 판매 NOK 에 0.10678 24/11/2020	48,087	885	0.00
구입 USD 판매 SGD 에 0.73596 24/11/2020	127,783	642	0.00
구입 USD 판매 DKK 에 0.15749 24/11/2020	93,311	535	0.00
구입 USD 판매 SEK 에 0.11302 24/11/2020	112,488	496	0.00
구입 USD 판매 PLN 에 0.25647 24/11/2020	29,251	448	0.00
구입 USD 판매 MYR 에 0.24102 24/11/2020	106,523	395	0.00
구입 USD 판매 COP 에 0.00026 24/11/2020	50,070	226	0.00
구입 USD 판매 CZK 에 0.04303 24/11/2020	28,610	191	0.00
구입 USD 판매 INR 에 0.01359 24/11/2020	13,176	180	0.00
구입 USD 판매 PLN 에 0.25379 24/11/2020	26,497	125	0.00
구입 USD 판매 MXN 에 0.04724 24/11/2020	14,476	94	0.00
구입 CLP 판매 USD 에 776.50025 24/11/2020	14,379	56	0.00
구입 THB 판매 USD 에 31.27200 24/11/2020	7,998	26	0.00
구입 PHP 판매 USD 에 48.57400 24/11/2020	16,046	23	0.00
구입 NOK 판매 USD 에 9.44971 24/11/2020	5,757	(53)	(0.00)
구입 DKK 판매 USD 에 6.35042 24/11/2020	11,102	(62)	(0.00)
구입 INR 판매 USD 에 74.07000 24/11/2020	13,270	(94)	(0.00)
구입 KRW 판매 USD 에 1132.99993 24/11/2020	47,646	(116)	(0.00)
구입 USD 판매 IDR 에 0.00007 24/11/2020	137,889	(130)	(0.00)
구입 USD 판매 THB 에 0.03203 24/11/2020	84,832	(134)	(0.00)
구입 USD 판매 CLP 에 0.00127 24/11/2020	9,930	(146)	(0.00)
구입 USD 판매 TWD 에 0.03514 24/11/2020	89,693	(150)	(0.00)
구입 USD 판매 MXN 에 0.04684 24/11/2020	91,724	(196)	(0.00)
구입 USD 판매 PHP 에 0.02050 24/11/2020	40,107	(234)	(0.00)
구입 RUB 판매 USD 에 77.37998 24/11/2020	13,674	(375)	(0.00)
구입 COP 판매 USD 에 3781.00049 24/11/2020	29,082	(646)	(0.00)
구입 EUR 판매 USD 에 0.85262 24/11/2020	164,082	(1,016)	(0.00)
구입 USD 판매 ZAR 에 0.06008 24/11/2020	48,752	(1,069)	(0.00)
구입 USD 판매 CLP 에 0.00126 24/11/2020	44,079	(1,250)	(0.00)
구입 USD 판매 CNY 에 0.14892 24/11/2020	738,127	(1,283)	(0.00)
구입 USD 판매 TWD 에 0.03501 24/11/2020	387,480	(2,014)	(0.00)
구입 EUR 판매 USD 에 0.84493 24/11/2020	139,539	(2,116)	(0.00)
구입 USD 판매 KRW 에 0.00087 24/11/2020	331,581	(2,869)	(0.00)
구입 USD 판매 JPY 에 0.00951 24/11/2020	1,813,928	(10,964)	(0.00)
구입 HUF 판매 USD 에 311.85020 24/11/2020	36,535,384	(353,107)	(0.00)
		(357,347)	(0.00)

A-ACC 주식 (JPY) (헤지)

구입 JPY 판매 USD 에 105.17540 24/11/2020	16,590,762	100,889	0.00
구입 USD 판매 EUR 에 1.17207 24/11/2020	980,260	5,454	0.00
구입 USD 판매 RUB 에 0.01278 24/11/2020	63,335	1,075	0.00
구입 USD 판매 BRL 에 0.17776 24/11/2020	31,143	639	0.00
구입 USD 판매 HUF 에 0.00321 24/11/2020	35,126	343	0.00
구입 USD 판매 SGD 에 0.73596 24/11/2020	60,633	305	0.00
구입 USD 판매 DKK 에 0.15749 24/11/2020	44,252	254	0.00
구입 USD 판매 SEK 에 0.11302 24/11/2020	53,347	235	0.00
구입 USD 판매 PLN 에 0.25647 24/11/2020	13,868	213	0.00
구입 USD 판매 MYR 에 0.24102 24/11/2020	50,524	187	0.00
구입 USD 판매 COP 에 0.00026 24/11/2020	23,747	107	0.00
구입 USD 판매 PLN 에 0.25379 24/11/2020	12,958	61	0.00
구입 USD 판매 MXN 에 0.04724 24/11/2020	6,614	43	0.00
구입 CLP 판매 USD 에 776.49996 24/11/2020	6,409	25	0.00
구입 THB 판매 USD 에 31.26004 24/11/2020	3,455	10	0.00
구입 DKK 판매 USD 에 6.35042 24/11/2020	3,968	(22)	(0.00)
구입 KRW 판매 USD 에 1132.99999 24/11/2020	23,274	(57)	(0.00)
구입 USD 판매 IDR 에 0.00007 24/11/2020	66,388	(61)	(0.00)
구입 USD 판매 THB 에 0.03203 24/11/2020	40,514	(64)	(0.00)
구입 USD 판매 CLP 에 0.00127 24/11/2020	4,581	(67)	(0.00)
구입 USD 판매 TWD 에 0.03514 24/11/2020	41,404	(69)	(0.00)
구입 USD 판매 MXN 에 0.04684 24/11/2020	43,503	(93)	(0.00)
구입 HUF 판매 USD 에 312.95800 24/11/2020	15,243	(94)	(0.00)
구입 HUF 판매 USD 에 307.59090 24/11/2020	4,233	(98)	(0.00)
구입 RUB 판매 USD 에 77.38000 24/11/2020	6,780	(186)	(0.00)
구입 COP 판매 USD 에 3781.00001 24/11/2020	13,712	(305)	(0.00)
구입 EUR 판매 USD 에 0.85262 24/11/2020	61,340	(380)	(0.00)
구입 USD 판매 CLP 에 0.00126 24/11/2020	20,905	(593)	(0.00)
구입 USD 판매 CNY 에 0.14892 24/11/2020	350,073	(608)	(0.00)
구입 EUR 판매 USD 에 0.84493 24/11/2020	54,798	(831)	(0.00)
구입 USD 판매 TWD 에 0.03501 24/11/2020	183,771	(955)	(0.00)
구입 USD 판매 KRW 에 0.00087 24/11/2020	157,259	(1,361)	(0.00)
		103,996	0.00

A-ACC 주식 (PLN) (PLN/USD 헤지)

구입 PLN 판매 USD 에 3.89913 24/11/2020	26,973,059	(407,128)	(0.00)
		(407,128)	(0.00)

현재 투자종목 명세서 2020년 10월 31일

A-ACC 주식 (SEK/USD) (헤지)

	기본 노출 USD	미실현 이익 / (손실) USD	% 순자산
구입 SEK 판매 USD 에 8.84810 24/11/2020	105,695	(464)	(0.00)
		(464)	(0.00)

A-ACC 주식 (USD) (헤지)

	기본 노출 USD	미실현 이익 / (손실) USD	% 순자산
구입 USD 판매 EUR 에 1.17187 24/11/2020	11,535,252	62,183	0.00
구입 USD 판매 RUB 에 0.01278 24/11/2020	745,315	12,648	0.00
구입 USD 판매 BRL 에 0.17776 24/11/2020	366,580	7,525	0.00
구입 USD 판매 TRY 에 0.12430 24/11/2020	130,222	6,839	0.00
구입 USD 판매 NOK 에 0.10678 24/11/2020	268,397	4,939	0.00
구입 USD 판매 HUF 에 0.00321 24/11/2020	413,362	4,034	0.00
구입 USD 판매 SGD 에 0.73596 24/11/2020	713,097	3,584	0.00
구입 USD 판매 DKK 에 0.15749 24/11/2020	520,814	2,988	0.00
구입 USD 판매 SEK 에 0.11302 24/11/2020	627,784	2,769	0.00
구입 USD 판매 PLN 에 0.25647 24/11/2020	163,278	2,502	0.00
구입 USD 판매 MYR 에 0.24102 24/11/2020	594,544	2,203	0.00
구입 USD 판매 COP 에 0.00026 24/11/2020	279,447	1,264	0.00
구입 USD 판매 CZK 에 0.04303 24/11/2020	160,570	1,073	0.00
구입 USD 판매 INR 에 0.01359 24/11/2020	73,540	1,007	0.00
구입 USD 판매 ILS 에 0.29604 24/11/2020	104,963	959	0.00
구입 USD 판매 PLN 에 0.25379 24/11/2020	150,926	712	0.00
구입 USD 판매 MXN 에 0.04724 24/11/2020	72,727	473	0.00
구입 USD 판매 CAD 에 0.75665 24/11/2020	40,781	305	0.00
구입 CLP 판매 USD 에 776.49996 24/11/2020	73,972	288	0.00
구입 PHP 판매 USD 에 48.57400 24/11/2020	92,622	132	0.00
구입 THB 판매 USD 에 31.26000 24/11/2020	43,775	123	0.00
구입 USD 판매 CAD 에 0.76287 24/11/2020	5,107	81	0.00
구입 USD 판매 PHP 에 0.02068 24/11/2020	16,137	48	0.00
구입 NOK 판매 USD 에 9.44971 24/11/2020	25,874	(237)	(0.00)
구입 DKK 판매 USD 에 6.35042 24/11/2020	49,934	(279)	(0.00)
구입 INR 판매 USD 에 74.07000 24/11/2020	94,809	(671)	(0.00)
구입 KRW 판매 USD 에 1133.00001 24/11/2020	287,541	(698)	(0.00)
구입 USD 판매 IDR 에 0.00007 24/11/2020	777,257	(722)	(0.00)
구입 USD 판매 CLP 에 0.00127 24/11/2020	51,319	(753)	(0.00)
구입 USD 판매 THB 에 0.03203 24/11/2020	476,119	(754)	(0.00)
구입 USD 판매 TWD 에 0.03514 24/11/2020	464,362	(774)	(0.00)
구입 HUF 판매 USD 에 312.95810 24/11/2020	173,093	(1,064)	(0.00)
구입 USD 판매 MXN 에 0.04684 24/11/2020	511,917	(1,095)	(0.00)
구입 USD 판매 PHP 에 0.02050 24/11/2020	225,097	(1,311)	(0.00)
구입 HUF 판매 USD 에 307.59118 24/11/2020	57,173	(1,326)	(0.00)
구입 RUB 판매 USD 에 77.38000 24/11/2020	85,706	(2,351)	(0.00)
구입 COP 판매 USD 에 3781.00011 24/11/2020	160,771	(3,571)	(0.00)
구입 EUR 판매 USD 에 0.85262 24/11/2020	823,692	(5,099)	(0.00)
구입 USD 판매 ZAR 에 0.06008 24/11/2020	272,090	(5,966)	(0.00)
구입 USD 판매 CLP 에 0.00126 24/11/2020	246,010	(6,979)	(0.00)
구입 USD 판매 CNY 에 0.14892 24/11/2020	4,119,581	(7,158)	(0.00)
구입 EUR 판매 USD 에 0.84371 24/11/2020	610,402	(10,124)	(0.00)
구입 USD 판매 TWD 에 0.03501 24/11/2020	2,162,569	(11,240)	(0.00)
구입 USD 판매 KRW 에 0.00087 24/11/2020	1,850,594	(16,011)	(0.00)
구입 USD 판매 JPY 에 0.00951 24/11/2020	10,123,757	(60,377)	(0.00)
		(19,881)	(0.00)

A-HMDIST (G) 주식 (AUD) (헤지)

	기본 노출 USD	미실현 이익 / (손실) USD	% 순자산
구입 USD 판매 EUR 에 1.17200 24/11/2020	6,515,643	35,849	0.00
구입 USD 판매 RUB 에 0.01278 24/11/2020	420,986	7,144	0.00
구입 USD 판매 BRL 에 0.17776 24/11/2020	207,065	4,251	0.00
구입 USD 판매 TRY 에 0.12430 24/11/2020	73,561	3,864	0.00
구입 USD 판매 NOK 에 0.10678 24/11/2020	151,610	2,790	0.00
구입 USD 판매 HUF 에 0.00321 24/11/2020	233,485	2,279	0.00
구입 USD 판매 SGD 에 0.73596 24/11/2020	402,829	2,025	0.00
구입 USD 판매 DKK 에 0.15749 24/11/2020	294,183	1,688	0.00
구입 USD 판매 SEK 에 0.11302 24/11/2020	354,603	1,564	0.00
구입 USD 판매 PLN 에 0.25647 24/11/2020	92,223	1,413	0.00
구입 USD 판매 MYR 에 0.24102 24/11/2020	335,825	1,244	0.00
구입 USD 판매 COP 에 0.00026 24/11/2020	157,844	714	0.00
구입 USD 판매 CZK 에 0.04303 24/11/2020	89,950	601	0.00
구입 USD 판매 INR 에 0.01359 24/11/2020	41,539	569	0.00
구입 USD 판매 ILS 에 0.29604 24/11/2020	59,405	543	0.00
구입 USD 판매 CAD 에 0.76287 24/11/2020	25,685	405	0.00
구입 USD 판매 PLN 에 0.25379 24/11/2020	83,432	394	0.00
구입 USD 판매 MXN 에 0.04724 24/11/2020	37,795	246	0.00
구입 CLP 판매 USD 에 776.50007 24/11/2020	41,415	161	0.00
구입 PHP 판매 USD 에 48.57400 24/11/2020	52,015	74	0.00
구입 THB 판매 USD 에 31.26000 24/11/2020	24,939	70	0.00
구입 USD 판매 PHP 에 0.02068 24/11/2020	8,993	27	0.00
구입 NOK 판매 USD 에 9.44971 24/11/2020	17,863	(163)	(0.00)
구입 DKK 판매 USD 에 6.35042 24/11/2020	34,470	(193)	(0.00)
구입 INR 판매 USD 에 74.07000 24/11/2020	41,835	(296)	(0.00)
구입 USD 판매 CLP 에 0.00127 24/11/2020	27,318	(401)	(0.00)
구입 USD 판매 IDR 에 0.00007 24/11/2020	434,494	(411)	(0.00)
구입 USD 판매 TWD 에 0.03514 24/11/2020	247,542	(413)	(0.00)
구입 KRW 판매 USD 에 1132.99998 24/11/2020	171,218	(416)	(0.00)
구입 USD 판매 THB 에 0.03203 24/11/2020	266,721	(423)	(0.00)
구입 HUF 판매 USD 에 312.95809 24/11/2020	99,256	(610)	(0.00)
구입 USD 판매 MXN 에 0.04684 24/11/2020	289,154	(619)	(0.00)
구입 USD 판매 PHP 에 0.02050 24/11/2020	126,099	(734)	(0.00)
구입 HUF 판매 USD 에 307.59124 24/11/2020	31,889	(740)	(0.00)
구입 RUB 판매 USD 에 77.38000 24/11/2020	52,232	(1,433)	(0.00)
구입 COP 판매 USD 에 3781.00007 24/11/2020	92,475	(2,054)	(0.00)
구입 EUR 판매 USD 에 0.85134 24/11/2020	281,908	(2,167)	(0.00)
구입 USD 판매 ZAR 에 0.06008 24/11/2020	153,688	(3,370)	(0.00)
구입 USD 판매 CLP 에 0.00126 24/11/2020	138,957	(3,942)	(0.00)
구입 USD 판매 CNY 에 0.14892 24/11/2020	2,326,910	(4,043)	(0.00)
구입 EUR 판매 USD 에 0.85262 24/11/2020	659,610	(4,083)	(0.00)
구입 USD 판매 TWD 에 0.03501 24/11/2020	1,221,509	(6,349)	(0.00)
구입 USD 판매 KRW 에 0.00087 24/11/2020	1,045,295	(9,044)	(0.00)
구입 USD 판매 JPY 에 0.00951 24/11/2020	5,718,331	(34,103)	(0.00)
구입 AUD 판매 USD 에 1.41146 24/11/2020	115,143,186	(879,393)	(0.01)
		(887,485)	(0.01)

A-HMDIST (G) 주식 (PLN) (PLN/USD 헤지)

	기본 노출 USD	미실현 이익 / (손실) USD	% 순자산
구입 PLN 판매 USD 에 3.89913 24/11/2020	87,704,683	(1,323,803)	(0.01)
		(1,323,803)	(0.01)

A-MCDIST (G) 주식 (SGD) (SGD/USD 헤지)

	기본 노출 USD	미실현 이익 / (손실) USD	% 순자산
구입 SGD 판매 USD 에 1.35867 24/11/2020	276,166,324	(1,400,051)	(0.01)
		(1,400,051)	(0.01)

A-MINCOME (G) 주식 (AUD) (헤지)

	기본 노출 USD	미실현 이익 / (손실) USD	% 순자산
구입 USD 판매 EUR 에 1.17214 24/11/2020	1,733,930	9,750	0.00
구입 USD 판매 AUD 에 0.70891 24/11/2020	357,655	2,967	0.00
구입 USD 판매 RUB 에 0.01278 24/11/2020	112,035	1,901	0.00
구입 USD 판매 BRL 에 0.17776 24/11/2020	55,111	1,131	0.00
구입 USD 판매 NOK 에 0.10678 24/11/2020	40,348	743	0.00
구입 USD 판매 HUF 에 0.00321 24/11/2020	62,136	606	0.00
구입 USD 판매 SGD 에 0.73596 24/11/2020	107,206	539	0.00
구입 USD 판매 DKK 에 0.15749 24/11/2020	78,294	449	0.00
구입 USD 판매 SEK 에 0.11302 24/11/2020	94,372	416	0.00
구입 USD 판매 PLN 에 0.25647 24/11/2020	24,552	376	0.00
구입 USD 판매 MYR 에 0.24102 24/11/2020	89,377	331	0.00
구입 USD 판매 COP 에 0.00026 24/11/2020	42,006	190	0.00
구입 USD 판매 INR 에 0.01359 24/11/2020	11,054	151	0.00
구입 USD 판매 PLN 에 0.25379 24/11/2020	22,228	105	0.00
구입 USD 판매 MXN 에 0.04724 24/11/2020	10,496	68	0.00
구입 CLP 판매 USD 에 776.50010 24/11/2020	11,210	44	0.00
구입 PHP 판매 USD 에 48.57399 24/11/2020	13,744	20	0.00
구입 THB 판매 USD 에 31.26000 24/11/2020	6,315	18	0.00
구입 USD 판매 PHP 에 0.02068 24/11/2020	2,317	7	0.00
구입 NOK 판매 USD 에 9.44970 24/11/2020	4,688	(43)	(0.00)
구입 DKK 판매 USD 에 6.35042 24/11/2020	9,039	(51)	(0.00)
구입 INR 판매 USD 에 74.07002 24/11/2020	11,133	(79)	(0.00)
구입 KRW 판매 USD 에 1133.00007 24/11/2020	44,393	(108)	(0.00)
구입 USD 판매 IDR 에 0.00007 24/11/2020	115,744	(109)	(0.00)
구입 USD 판매 CLP 에 0.00127 24/11/2020	7,492	(110)	(0.00)
구입 USD 판매 THB 에 0.03203 24/11/2020	70,980	(112)	(0.00)
구입 USD 판매 TWD 에 0.03514 24/11/2020	67,840	(113)	(0.00)
구입 HUF 판매 USD 에 312.95813 24/11/2020	26,562	(163)	(0.00)
구입 USD 판매 MXN 에 0.04684 24/11/2020	76,952	(165)	(0.00)
구입 HUF 판매 USD 에 307.59121 24/11/2020	8,308	(193)	(0.00)
구입 USD 판매 PHP 에 0.02050 24/11/2020	33,557	(195)	(0.00)
구입 RUB 판매 USD 에 77.37998 24/11/2020	13,391	(367)	(0.00)
구입 COP 판매 USD 에 3781.00015 24/11/2020	24,512	(544)	(0.00)
구입 USD 판매 ZAR 에 0.06008 24/11/2020	40,901	(897)	(0.00)
구입 USD 판매 CLP 에 0.00126 24/11/2020	36,980	(1,049)	(0.00)
구입 EUR 판매 USD 에 0.85262 24/11/2020	173,582	(1,074)	(0.00)
구입 USD 판매 CNY 에 0.14892 24/11/2020	619,243	(1,076)	(0.00)
구입 EUR 판매 USD 에 0.84286 24/11/2020	74,746	(1,313)	(0.00)
구입 USD 판매 TWD 에 0.03501 24/11/2020	325,075	(1,690)	(0.00)
구입 USD 판매 KRW 에 0.00087 24/11/2020	278,178	(2,407)	(0.00)
구입 USD 판매 JPY 에 0.00951 24/11/2020	1,521,785	(9,198)	(0.00)
구입 AUD 판매 USD 에 1.41275 24/11/2020	30,593,671	(205,910)	(0.00)
		(207,154)	(0.00)

A-MINCOME (G) 주식 (JPY) (헤지)

	기본 노출 USD	미실현 이익 / (손실) USD	% 순자산
구입 JPY 판매 USD 에 105.17540 24/11/2020	22,716,346	138,139	0.00
구입 USD 판매 EUR 에 1.17214 24/11/2020	1,337,863	7,523	0.00
구입 USD 판매 JPY 에 0.00960 24/11/2020	478,950	1,921	0.00
구입 USD 판매 RUB 에 0.01278 24/11/2020	86,444	1,467	0.00
구입 USD 판매 BRL 에 0.17776 24/11/2020	42,517	873	0.00
구입 USD 판매 NOK 에 0.10678 24/11/2020	31,131	573	0.00
구입 USD 판매 HUF 에 0.00321 24/11/2020	47,944	468	0.00
구입 USD 판매 SGD 에 0.73596 24/11/2020	82,675	416	0.00
구입 USD 판매 DKK 에 0.15749 24/11/2020	60,412	347	0.00
구입 USD 판매 SEK 에 0.11302 24/11/2020	72,813	321	0.00
구입 USD 판매 PLN 에 0.25647 24/11/2020	18,945	290	0.00
구입 USD 판매 MYR 에 0.24102 24/11/2020	68,966	256	0.00
구입 USD 판매 COP 에 0.00026 24/11/2020	32,411	147	0.00
구입 USD 판매 INR 에 0.01359 24/11/2020	8,530	117	0.00

현재 투자종목 명세서 2020년 10월 31일

	기본 노출 USD	미실현 이익 / (손실) USD	% 순자산
구입 USD 판매 PLN 에 0.25379 24/11/2020	17,278	82	0.00
구입 USD 판매 MXN 에 0.04724 24/11/2020	8,257	54	0.00
구입 CLP 판매 USD 에 776.49993 24/11/2020	8,646	34	0.00
구입 THB 판매 USD 에 31.25999 24/11/2020	5,288	15	0.00
구입 PHP 판매 USD 에 48.57402 24/11/2020	10,821	15	0.00
구입 USD 판매 PHP 에 0.02068 24/11/2020	1,808	5	0.00
구입 NOK 판매 USD 에 9.44971 24/11/2020	3,132	(29)	(0.00)
구입 DKK 판매 USD 에 6.35042 24/11/2020	6,047	(34)	(0.00)
구입 INR 판매 USD 에 74.07002 24/11/2020	8,591	(61)	(0.00)
구입 KRW 판매 USD 에 1133.00002 24/11/2020	33,838	(82)	(0.00)
구입 USD 판매 IDR 에 0.00007 24/11/2020	89,596	(84)	(0.00)
구입 USD 판매 CLP 에 0.00127 24/11/2020	5,860	(86)	(0.00)
구입 USD 판매 TWD 에 0.03514 24/11/2020	53,043	(88)	(0.00)
구입 USD 판매 THB 에 0.03203 24/11/2020	55,299	(88)	(0.00)
구입 HUF 판매 USD 에 312.95816 24/11/2020	20,571	(126)	(0.00)
구입 USD 판매 MXN 에 0.04684 24/11/2020	59,373	(127)	(0.00)
구입 HUF 판매 USD 에 307.59109 24/11/2020	6,262	(145)	(0.00)
구입 USD 판매 PHP 에 0.02050 24/11/2020	26,144	(152)	(0.00)
구입 RUB 판매 USD 에 77.38003 24/11/2020	10,152	(278)	(0.00)
구입 COP 판매 USD 에 3781.00075 24/11/2020	18,877	(419)	(0.00)
구입 EUR 판매 USD 에 0.85262 24/11/2020	82,686	(512)	(0.00)
구입 USD 판매 ZAR 에 0.06008 24/11/2020	31,557	(692)	(0.00)
구입 USD 판매 CLP 에 0.00126 24/11/2020	28,533	(809)	(0.00)
구입 USD 판매 CNY 에 0.14892 24/11/2020	477,803	(830)	(0.00)
구입 USD 판매 TWD 에 0.03501 24/11/2020	250,822	(1,304)	(0.00)
구입 EUR 판매 USD 에 0.84493 24/11/2020	89,120	(1,351)	(0.00)
구입 USD 판매 KRW 에 0.00087 24/11/2020	214,640	(1,857)	(0.00)
		143,909	0.00

A-MINCOME (G) 주식 (SGD) (SGD/USD 헤지)

구입 SGD 판매 USD 에 1.35867 24/11/2020	449,779,343	(2,280,198)	(0.02)
		(2,280,198)	(0.02)

A-QINCOME (G) 주식 (EUR) (헤지)

구입 USD 판매 RUB 에 0.01278 24/11/2020	5,693,970	96,624	0.00
구입 USD 판매 BRL 에 0.17776 24/11/2020	2,800,573	57,489	0.00
구입 USD 판매 TRY 에 0.12430 24/11/2020	994,857	52,251	0.00
구입 USD 판매 NOK 에 0.10678 24/11/2020	2,050,503	37,735	0.00
구입 USD 판매 HUF 에 0.00321 24/11/2020	3,157,955	30,819	0.00
구입 USD 판매 SGD 에 0.73596 24/11/2020	5,447,890	27,381	0.00
구입 USD 판매 DKK 에 0.15749 24/11/2020	3,978,854	22,829	0.00
구입 USD 판매 SEK 에 0.11302 24/11/2020	4,796,091	21,158	0.00
구입 USD 판매 PLN 에 0.25647 24/11/2020	1,247,446	19,117	0.00
구입 USD 판매 MYR 에 0.24102 24/11/2020	4,542,103	16,827	0.00
구입 USD 판매 COP 에 0.00026 24/11/2020	2,134,885	9,653	0.00
구입 USD 판매 CZK 에 0.04303 24/11/2020	1,225,605	8,189	0.00
구입 USD 판매 INR 에 0.01359 24/11/2020	561,818	7,694	0.00
구입 USD 판매 ILS 에 0.29604 24/11/2020	818,905	7,481	0.00
구입 USD 판매 PLN 에 0.25379 24/11/2020	1,150,651	5,429	0.00
구입 USD 판매 MXN 에 0.04724 24/11/2020	629,068	4,092	0.00
구입 CLP 판매 USD 에 776.50000 24/11/2020	604,034	2,353	0.00
구입 USD 판매 CAD 에 0.75665 24/11/2020	311,752	2,335	0.00
구입 PHP 판매 USD 에 48.57400 24/11/2020	689,478	982	0.00
구입 USD 판매 CAD 에 0.76287 24/11/2020	44,686	705	0.00
구입 USD 판매 NZD 에 0.66075 24/11/2020	31,124	(69)	(0.00)
구입 NOK 판매 USD 에 9.44971 24/11/2020	212,165	(1,941)	(0.00)
구입 DKK 판매 USD 에 6.35042 24/11/2020	409,422	(2,291)	(0.00)
구입 KRW 판매 USD 에 1133.00000 24/11/2020	1,999,742	(4,854)	(0.00)
구입 INR 판매 USD 에 74.07000 24/11/2020	724,147	(5,124)	(0.00)
구입 USD 판매 IDR 에 0.00007 24/11/2020	5,932,069	(5,520)	(0.00)
구입 USD 판매 THB 에 0.03203 24/11/2020	3,634,174	(5,759)	(0.00)
구입 USD 판매 CLP 에 0.00127 24/11/2020	429,423	(6,298)	(0.00)
구입 USD 판매 TWD 에 0.03514 24/11/2020	3,877,694	(6,464)	(0.00)
구입 USD 판매 MXN 에 0.04684 24/11/2020	3,910,894	(8,366)	(0.00)
구입 HUF 판매 USD 에 312.95810 24/11/2020	1,382,520	(8,498)	(0.00)
구입 HUF 판매 USD 에 307.59120 24/11/2020	377,038	(8,744)	(0.00)
구입 USD 판매 PHP 에 0.02050 24/11/2020	1,718,146	(10,005)	(0.00)
구입 RUB 판매 USD 에 77.38000 24/11/2020	569,236	(15,612)	(0.00)
구입 COP 판매 USD 에 3780.99999 24/11/2020	1,233,186	(27,390)	(0.00)
구입 USD 판매 ZAR 에 0.06008 24/11/2020	2,078,704	(45,582)	(0.00)
구입 USD 판매 CLP 에 0.00126 24/11/2020	1,879,438	(53,315)	(0.00)
구입 USD 판매 CNY 에 0.14892 24/11/2020	31,472,246	(54,686)	(0.00)
구입 USD 판매 TWD 에 0.03501 24/11/2020	16,521,327	(85,869)	(0.00)
구입 USD 판매 KRW 에 0.00087 24/11/2020	14,137,947	(122,317)	(0.00)
구입 USD 판매 JPY 에 0.00951 24/11/2020	77,342,278	(456,149)	(0.00)
구입 EUR 판매 USD 에 0.85271 24/11/2020	498,413,225	(3,037,900)	(0.03)
구입 EUR 판매 USD 에 0.85257 24/11/2020	492,752,118	(3,078,971)	(0.03)
구입 EUR 판매 USD 에 0.85251 24/11/2020	492,663,360	(3,115,980)	(0.03)
		(9,736,561)	(0.10)

D-ACC 주식 (EUR) (헤지)

구입 USD 판매 RUB 에 0.01278 24/11/2020	178,275	3,025	0.00
구입 USD 판매 BRL 에 0.17776 24/11/2020	87,682	1,800	0.00
구입 USD 판매 TRY 에 0.12430 24/11/2020	31,153	1,636	0.00
구입 USD 판매 NOK 에 0.10678 24/11/2020	64,203	1,182	0.00
구입 USD 판매 HUF 에 0.00321 24/11/2020	98,873	965	0.00
구입 USD 판매 SGD 에 0.73596 24/11/2020	170,549	857	0.00
구입 USD 판매 DKK 에 0.15749 24/11/2020	124,582	715	0.00
구입 USD 판매 SEK 에 0.11302 24/11/2020	150,161	662	0.00
구입 USD 판매 PLN 에 0.25647 24/11/2020	39,051	598	0.00
구입 USD 판매 MYR 에 0.24102 24/11/2020	142,206	527	0.00
구입 USD 판매 COP 에 0.00026 24/11/2020	66,842	302	0.00
구입 USD 판매 CZK 에 0.04303 24/11/2020	38,403	257	0.00
구입 USD 판매 INR 에 0.01359 24/11/2020	17,590	241	0.00
구입 USD 판매 ILS 에 0.29604 24/11/2020	25,610	234	0.00
구입 USD 판매 MXN 에 0.04724 24/11/2020	19,550	127	0.00
구입 CLP 판매 USD 에 776.49998 24/11/2020	19,159	75	0.00
구입 USD 판매 PLN 에 0.25288 24/11/2020	34,884	39	0.00
구입 PHP 판매 USD 에 48.57399 24/11/2020	21,660	31	0.00
구입 NOK 판매 USD 에 9.44971 24/11/2020	7,016	(64)	(0.00)
구입 DKK 판매 USD 에 6.35042 24/11/2020	13,542	(76)	(0.00)
구입 INR 판매 USD 에 74.07002 24/11/2020	17,716	(125)	(0.00)
구입 KRW 판매 USD 에 1132.99995 24/11/2020	63,002	(153)	(0.00)
구입 USD 판매 THB 에 0.03203 24/11/2020	113,867	(180)	(0.00)
구입 USD 판매 IDR 에 0.00007 24/11/2020	165,526	(186)	(0.00)
구입 USD 판매 CLP 에 0.00127 24/11/2020	13,371	(196)	(0.00)
구입 USD 판매 TWD 에 0.03514 24/11/2020	120,753	(201)	(0.00)
구입 USD 판매 MXN 에 0.04684 24/11/2020	122,445	(262)	(0.00)
구입 HUF 판매 USD 에 312.95810 24/11/2020	43,488	(267)	(0.00)
구입 HUF 판매 USD 에 307.59111 24/11/2020	11,873	(275)	(0.00)
구입 USD 판매 PHP 에 0.02050 24/11/2020	53,834	(313)	(0.00)
구입 RUB 판매 USD 에 77.38001 24/11/2020	17,993	(493)	(0.00)
구입 COP 판매 USD 에 3781.00028 24/11/2020	38,715	(860)	(0.00)
구입 USD 판매 ZAR 에 0.06008 24/11/2020	65,080	(1,427)	(0.00)
구입 USD 판매 CLP 에 0.00126 24/11/2020	58,844	(1,669)	(0.00)
구입 USD 판매 CNY 에 0.14892 24/11/2020	985,368	(1,712)	(0.00)
구입 USD 판매 TWD 에 0.03501 24/11/2020	517,271	(2,689)	(0.00)
구입 USD 판매 KRW 에 0.00087 24/11/2020	442,650	(3,830)	(0.00)
구입 USD 판매 JPY 에 0.00951 24/11/2020	2,421,534	(14,442)	(0.00)
구입 EUR 판매 USD 에 0.85334 24/11/2020	46,406,612	(248,821)	(0.00)
		(264,968)	(0.00)

D-QINCOME (G) 주식 (EUR) (헤지)

구입 USD 판매 RUB 에 0.01278 24/11/2020	909,464	15,433	0.00
구입 USD 판매 BRL 에 0.17776 24/11/2020	447,312	9,182	0.00
구입 USD 판매 TRY 에 0.12430 24/11/2020	158,907	8,346	0.00
구입 USD 판매 NOK 에 0.10678 24/11/2020	327,515	6,027	0.00
구입 USD 판매 HUF 에 0.00321 24/11/2020	504,402	4,923	0.00
구입 USD 판매 SGD 에 0.73596 24/11/2020	870,171	4,373	0.00
구입 USD 판매 DKK 에 0.15749 24/11/2020	635,515	3,646	0.00
구입 USD 판매 SEK 에 0.11302 24/11/2020	766,051	3,379	0.00
구입 USD 판매 PLN 에 0.25647 24/11/2020	199,248	3,054	0.00
구입 USD 판매 MYR 에 0.24102 24/11/2020	725,488	2,688	0.00
구입 USD 판매 COP 에 0.00026 24/11/2020	340,993	1,542	0.00
구입 USD 판매 CZK 에 0.04303 24/11/2020	195,442	1,306	0.00
구입 USD 판매 INR 에 0.01359 24/11/2020	89,736	1,229	0.00
구입 USD 판매 ILS 에 0.29604 24/11/2020	130,456	1,192	0.00
구입 USD 판매 PLN 에 0.25379 24/11/2020	180,985	854	0.00
구입 USD 판매 MXN 에 0.04724 24/11/2020	99,727	649	0.00
구입 CLP 판매 USD 에 776.50003 24/11/2020	98,072	382	0.00
구입 USD 판매 CAD 에 0.75665 24/11/2020	49,793	373	0.00
구입 PHP 판매 USD 에 48.57400 24/11/2020	109,851	156	0.00
구입 USD 판매 CAD 에 0.76287 24/11/2020	7,060	111	0.00
구입 NOK 판매 USD 에 9.44970 24/11/2020	36,477	(334)	(0.00)
구입 DKK 판매 USD 에 6.35042 24/11/2020	70,405	(394)	(0.00)
구입 KRW 판매 USD 에 1133.00000 24/11/2020	321,417	(780)	(0.00)
구입 INR 판매 USD 에 74.07000 24/11/2020	115,480	(817)	(0.00)
구입 USD 판매 IDR 에 0.00007 24/11/2020	940,595	(886)	(0.00)
구입 USD 판매 THB 에 0.03203 24/11/2020	579,522	(918)	(0.00)
구입 USD 판매 CLP 에 0.00127 24/11/2020	68,208	(1,000)	(0.00)
구입 USD 판매 TWD 에 0.03514 24/11/2020	615,995	(1,027)	(0.00)
구입 USD 판매 MXN 에 0.04684 24/11/2020	624,665	(1,336)	(0.00)
구입 HUF 판매 USD 에 312.95810 24/11/2020	221,254	(1,360)	(0.00)
구입 HUF 판매 USD 에 307.59119 24/11/2020	61,468	(1,425)	(0.00)
구입 USD 판매 PHP 에 0.02050 24/11/2020	273,985	(1,595)	(0.00)
구입 RUB 판매 USD 에 77.38000 24/11/2020	91,794	(2,518)	(0.00)
구입 COP 판매 USD 에 3780.99999 24/11/2020	197,623	(4,389)	(0.00)
구입 USD 판매 ZAR 에 0.06008 24/11/2020	332,016	(7,280)	(0.00)
구입 USD 판매 CLP 에 0.00126 24/11/2020	300,192	(8,516)	(0.00)
구입 USD 판매 CNY 에 0.14892 24/11/2020	5,026,881	(8,735)	(0.00)
구입 USD 판매 TWD 에 0.03501 24/11/2020	2,638,855	(13,715)	(0.00)
구입 USD 판매 KRW 에 0.00087 24/11/2020	2,258,172	(19,537)	(0.00)
구입 USD 판매 JPY 에 0.00951 24/11/2020	12,353,430	(74,668)	(0.00)
구입 EUR 판매 USD 에 0.85278 24/11/2020	236,947,117	(1,423,541)	(0.01)
		(1,505,926)	(0.02)

E-ACC 주식 (EUR) (헤지)

구입 USD 판매 EUR 에 1.17445 24/11/2020	6,592,688	50,107	0.00

현재 투자종목 명세서 2020년 10월 31일

	기본 노출 USD	미실현 이익 / (손실) USD	% 순자산
구입 USD 판매 RUB 에 0.01278 24/11/2020	993,492	16,859	0.00
구입 USD 판매 BRL 에 0.17776 24/11/2020	488,645	10,031	0.00
구입 USD 판매 TRY 에 0.12430 24/11/2020	173,586	9,117	0.00
구입 USD 판매 NOK 에 0.10678 24/11/2020	357,776	6,584	0.00
구입 USD 판매 HUF 에 0.00321 24/11/2020	551,005	5,377	0.00
구입 USD 판매 SGD 에 0.73596 24/11/2020	950,576	4,777	0.00
구입 USD 판매 DKK 에 0.15749 24/11/2020	694,236	3,983	0.00
구입 USD 판매 SEK 에 0.11302 24/11/2020	836,828	3,692	0.00
구입 USD 판매 PLN 에 0.25647 24/11/2020	217,662	3,336	0.00
구입 USD 판매 MYR 에 0.24102 24/11/2020	792,509	2,936	0.00
구입 USD 판매 COP 에 0.00026 24/11/2020	372,498	1,684	0.00
구입 USD 판매 CZK 에 0.04303 24/11/2020	212,827	1,422	0.00
구입 USD 판매 INR 에 0.01359 24/11/2020	98,027	1,343	0.00
구입 USD 판매 ILS 에 0.29604 24/11/2020	141,486	1,293	0.00
구입 USD 판매 PLN 에 0.25379 24/11/2020	193,640	914	0.00
구입 USD 판매 MXN 에 0.04724 24/11/2020	102,618	668	0.00
구입 CLP 판매 USD 에 776.49999 24/11/2020	106,802	416	0.00
구입 USD 판매 CAD 에 0.75665 24/11/2020	54,374	407	0.00
구입 THB 판매 USD 에 31.27200 24/11/2020	59,385	190	0.00
구입 PHP 판매 USD 에 48.57400 24/11/2020	120,490	172	0.00
구입 USD 판매 CAD 에 0.76287 24/11/2020	7,285	115	0.00
구입 NOK 판매 USD 에 9.44971 24/11/2020	42,774	(391)	(0.00)
구입 DKK 판매 USD 에 6.35042 24/11/2020	82,577	(462)	(0.00)
구입 INR 판매 USD 에 74.07000 24/11/2020	125,881	(891)	(0.00)
구입 KRW 판매 USD 에 1133.00001 24/11/2020	368,077	(894)	(0.00)
구입 USD 판매 IDR 에 0.00007 24/11/2020	1,017,443	(975)	(0.00)
구입 USD 판매 THB 에 0.03203 24/11/2020	631,075	(1,000)	(0.00)
구입 USD 판매 CLP 에 0.00127 24/11/2020	71,292	(1,046)	(0.00)
구입 USD 판매 TWD 에 0.03514 24/11/2020	644,479	(1,074)	(0.00)
구입 USD 판매 MXN 에 0.04684 24/11/2020	682,376	(1,460)	(0.00)
구입 HUF 판매 USD 에 312.95810 24/11/2020	240,614	(1,479)	(0.00)
구입 HUF 판매 USD 에 307.59119 24/11/2020	70,705	(1,640)	(0.00)
구입 USD 판매 PHP 에 0.02050 24/11/2020	298,357	(1,737)	(0.00)
구입 RUB 판매 USD 에 77.38000 24/11/2020	107,639	(2,952)	(0.00)
구입 COP 판매 USD 에 3781.00003 24/11/2020	217,168	(4,823)	(0.00)
구입 USD 판매 ZAR 에 0.06008 24/11/2020	362,695	(7,953)	(0.00)
구입 USD 판매 CLP 에 0.00126 24/11/2020	327,927	(9,303)	(0.00)
구입 USD 판매 CNY 에 0.14892 24/11/2020	5,491,332	(9,542)	(0.00)
구입 USD 판매 TWD 에 0.03501 24/11/2020	2,882,666	(14,983)	(0.00)
구입 USD 판매 KRW 에 0.00087 24/11/2020	2,466,810	(21,342)	(0.00)
구입 USD 판매 JPY 에 0.00951 24/11/2020	13,494,796	(81,567)	(0.00)
구입 EUR 판매 USD 에 0.85281 24/11/2020	258,830,985	(1,546,678)	(0.02)
		(1,586,769)	(0.02)

E-QINCOME (G) 주식 (EUR) (헤지)

구입 USD 판매 RUB 에 0.01278 24/11/2020	2,555,291	43,362	0.00
구입 USD 판매 BRL 에 0.17776 24/11/2020	1,256,814	25,799	0.00
구입 USD 판매 TRY 에 0.12430 24/11/2020	446,465	23,449	0.00
구입 USD 판매 NOK 에 0.10678 24/11/2020	920,208	16,934	0.00
구입 USD 판매 HUF 에 0.00321 24/11/2020	1,417,200	13,831	0.00
구입 USD 판매 SGD 에 0.73596 24/11/2020	2,444,872	12,288	0.00
구입 USD 판매 DKK 에 0.15749 24/11/2020	1,785,596	10,245	0.00
구입 USD 판매 SEK 에 0.11302 24/11/2020	2,152,348	9,495	0.00
구입 USD 판매 PLN 에 0.25647 24/11/2020	559,829	8,579	0.00
구입 USD 판매 MYR 에 0.24102 24/11/2020	2,038,363	7,552	0.00
구입 USD 판매 COP 에 0.00026 24/11/2020	958,075	4,332	0.00
구입 USD 판매 CZK 에 0.04303 24/11/2020	549,791	3,673	0.00
구입 USD 판매 INR 에 0.01359 24/11/2020	252,128	3,453	0.00
구입 USD 판매 ILS 에 0.29604 24/11/2020	366,960	3,352	0.00
구입 USD 판매 PLN 에 0.25379 24/11/2020	513,149	2,421	0.00
구입 USD 판매 MXN 에 0.04724 24/11/2020	279,437	1,818	0.00
구입 CLP 판매 USD 에 776.49999 24/11/2020	271,888	1,059	0.00
구입 USD 판매 CAD 에 0.75665 24/11/2020	139,916	1,048	0.00
구입 PHP 판매 USD 에 48.57400 24/11/2020	309,754	441	0.00
구입 USD 판매 CAD 에 0.76287 24/11/2020	19,827	313	0.00
구입 NOK 판매 USD 에 9.44971 24/11/2020	97,971	(897)	(0.00)
구입 DKK 판매 USD 에 6.35042 24/11/2020	189,058	(1,058)	(0.00)
구입 KRW 판매 USD 에 1133.00000 24/11/2020	905,120	(2,197)	(0.00)
구입 INR 판매 USD 에 74.07000 24/11/2020	324,764	(2,298)	(0.00)
구입 USD 판매 IDR 에 0.00007 24/11/2020	2,654,207	(2,482)	(0.00)
구입 USD 판매 THB 에 0.03203 24/11/2020	1,630,249	(2,583)	(0.00)
구입 USD 판매 CLP 에 0.00127 24/11/2020	191,253	(2,805)	(0.00)
구입 USD 판매 TWD 에 0.03514 24/11/2020	1,727,303	(2,880)	(0.00)
구입 USD 판매 MXN 에 0.04684 24/11/2020	1,755,097	(3,754)	(0.00)
구입 HUF 판매 USD 에 312.95810 24/11/2020	620,511	(3,814)	(0.00)
구입 HUF 판매 USD 에 307.59120 24/11/2020	171,066	(3,967)	(0.00)
구입 USD 판매 PHP 에 0.02050 24/11/2020	770,741	(4,488)	(0.00)
구입 RUB 판매 USD 에 77.38000 24/11/2020	258,797	(7,098)	(0.00)
구입 COP 판매 USD 에 3780.99999 24/11/2020	554,068	(12,306)	(0.00)
구입 USD 판매 ZAR 에 0.06008 24/11/2020	932,861	(20,456)	(0.00)
구입 USD 판매 CLP 에 0.00126 24/11/2020	843,438	(23,926)	(0.00)
구입 USD 판매 CNY 에 0.14892 24/11/2020	14,123,844	(24,542)	(0.00)
구입 USD 판매 TWD 에 0.03501 24/11/2020	7,414,300	(38,536)	(0.00)
구입 USD 판매 KRW 에 0.00087 24/11/2020	6,344,706	(54,892)	(0.00)
구입 USD 판매 JPY 에 0.00951 24/11/2020	34,709,003	(209,792)	(0.00)
구입 EUR 판매 USD 에 0.85283 24/11/2020	313,935,398	(1,869,575)	(0.02)
구입 EUR 판매 USD 에 0.85250 24/11/2020	351,905,400	(2,228,700)	(0.02)
		(4,329,602)	(0.04)

I 주식 (EUR) (EUR/USD 헤지)

구입 USD 판매 EUR 에 1.18335 24/11/2020	804,839	12,264	0.00
구입 EUR 판매 USD 에 0.85324 24/11/2020	4,877,169	(26,687)	(0.00)
		(14,423)	(0.00)

I-ACC 주식 (EUR) (헤지)

구입 USD 판매 EUR 에 1.17445 24/11/2020	2,153,193	16,365	0.00
구입 EUR 판매 USD 에 0.85319 24/11/2020	69,640,928	(385,360)	(0.00)
		(368,995)	(0.00)

X-QDIST 주식 (EUR) (EUR/USD 헤지)

구입 EUR 판매 USD 에 0.85318 24/11/2020	55,511,028	(307,567)	(0.00)
		(307,567)	(0.00)

Y-ACC 주식 (EUR) (헤지)

구입 USD 판매 EUR 에 1.17445 24/11/2020	6,799,697	51,681	0.00
구입 USD 판매 RUB 에 0.01278 24/11/2020	874,384	14,838	0.00
구입 USD 판매 BRL 에 0.17776 24/11/2020	430,068	8,828	0.00
구입 USD 판매 TRY 에 0.12430 24/11/2020	152,778	8,024	0.00
구입 USD 판매 NOK 에 0.10678 24/11/2020	314,880	5,795	0.00
구입 USD 판매 HUF 에 0.00321 24/11/2020	484,945	4,733	0.00
구입 USD 판매 SGD 에 0.73596 24/11/2020	836,633	4,205	0.00
구입 USD 판매 DKK 에 0.15749 24/11/2020	611,009	3,506	0.00
구입 USD 판매 SEK 에 0.11302 24/11/2020	736,503	3,249	0.00
구입 USD 판매 PLN 에 0.25647 24/11/2020	191,569	2,936	0.00
구입 USD 판매 MYR 에 0.24102 24/11/2020	697,488	2,584	0.00
구입 USD 판매 COP 에 0.00026 24/11/2020	327,840	1,482	0.00
구입 USD 판매 CZK 에 0.04303 24/11/2020	187,902	1,255	0.00
구입 USD 판매 INR 에 0.01359 24/11/2020	86,275	1,182	0.00
구입 USD 판매 ILS 에 0.29604 24/11/2020	124,178	1,134	0.00
구입 USD 판매 PLN 에 0.25379 24/11/2020	168,709	796	0.00
구입 USD 판매 MXN 에 0.04724 24/11/2020	89,719	584	0.00
구입 CLP 판매 USD 에 776.49999 24/11/2020	94,916	370	0.00
구입 USD 판매 CAD 에 0.75665 24/11/2020	47,840	358	0.00
구입 THB 판매 USD 에 31.27200 24/11/2020	56,543	181	0.00
구입 PHP 판매 USD 에 48.57400 24/11/2020	107,002	152	0.00
구입 USD 판매 CAD 에 0.76287 24/11/2020	6,384	101	0.00
구입 NOK 판매 USD 에 9.44971 24/11/2020	39,059	(357)	(0.00)
구입 DKK 판매 USD 에 6.35042 24/11/2020	75,412	(422)	(0.00)
구입 INR 판매 USD 에 74.07000 24/11/2020	110,675	(783)	(0.00)
구입 KRW 판매 USD 에 1133.00000 24/11/2020	325,528	(790)	(0.00)
구입 USD 판매 THB 에 0.03203 24/11/2020	557,166	(883)	(0.00)
구입 USD 판매 IDR 에 0.00007 24/11/2020	811,857	(914)	(0.00)
구입 USD 판매 CLP 에 0.00127 24/11/2020	62,446	(916)	(0.00)
구입 USD 판매 TWD 에 0.03514 24/11/2020	564,567	(941)	(0.00)
구입 USD 판매 MXN 에 0.04684 24/11/2020	600,571	(1,285)	(0.00)
구입 HUF 판매 USD 에 312.95811 24/11/2020	211,646	(1,301)	(0.00)
구입 HUF 판매 USD 에 307.59118 24/11/2020	63,391	(1,470)	(0.00)
구입 USD 판매 PHP 에 0.02050 24/11/2020	263,413	(1,534)	(0.00)
구입 RUB 판매 USD 에 77.38000 24/11/2020	95,421	(2,617)	(0.00)
구입 COP 판매 USD 에 3780.99997 24/11/2020	191,615	(4,256)	(0.00)
구입 USD 판매 ZAR 에 0.06008 24/11/2020	319,214	(7,000)	(0.00)
구입 USD 판매 CLP 에 0.00126 24/11/2020	288,612	(8,187)	(0.00)
구입 USD 판매 CNY 에 0.14892 24/11/2020	4,832,973	(8,398)	(0.00)
구입 USD 판매 TWD 에 0.03501 24/11/2020	2,537,065	(13,186)	(0.00)
구입 USD 판매 KRW 에 0.00087 24/11/2020	2,171,067	(18,783)	(0.00)
구입 USD 판매 JPY 에 0.00951 24/11/2020	11,876,919	(71,788)	(0.00)
구입 EUR 판매 USD 에 0.85293 24/11/2020	227,767,353	(1,328,611)	(0.01)
		(1,356,448)	(0.01)

Y-MINCOME (G) 주식 (GBP) (GBP/USD 헤지)

구입 GBP 판매 USD 에 0.77325 24/11/2020	5,072,072	9,342	0.00
구입 USD 판매 GBP 에 1.29736 24/11/2020	199,007	268	0.00
		9,610	0.00

Y-QINCOME (G) 주식 (EUR) (헤지)

구입 USD 판매 RUB 에 0.01278 24/11/2020	610,507	10,360	0.00
구입 USD 판매 BRL 에 0.17776 24/11/2020	300,269	6,164	0.00
구입 USD 판매 TRY 에 0.12430 24/11/2020	106,662	5,602	0.00
구입 USD 판매 NOK 에 0.10678 24/11/2020	219,850	4,046	0.00
구입 USD 판매 HUF 에 0.00321 24/11/2020	338,596	3,304	0.00
구입 USD 판매 SGD 에 0.73596 24/11/2020	584,142	2,936	0.00
구입 USD 판매 DKK 에 0.15749 24/11/2020	426,610	2,448	0.00
구입 USD 판매 SEK 에 0.11302 24/11/2020	514,238	2,269	0.00
구입 USD 판매 PLN 에 0.25647 24/11/2020	133,750	2,050	0.00
구입 USD 판매 MYR 에 0.24102 24/11/2020	487,012	1,804	0.00
구입 USD 판매 COP 에 0.00026 24/11/2020	228,902	1,035	0.00
구입 USD 판매 CZK 에 0.04303 24/11/2020	131,520	879	0.00
구입 USD 판매 INR 에 0.01359 24/11/2020	60,238	825	0.00

현재 투자종목 명세서서 2020년 10월 31일

	기본 노출 USD	미실현 이익 / (손실) USD	% 순자산
구입 USD 판매 ILS 에 0.29604 24/11/2020	88,183	806	0.00
구입 USD 판매 PLN 에 0.25379 24/11/2020	124,959	590	0.00
구입 USD 판매 MXN 에 0.04724 24/11/2020	69,043	449	0.00
구입 CLP 판매 USD 에 776.49998 24/11/2020	64,456	251	0.00
구입 USD 판매 CAD 에 0.75665 24/11/2020	33,421	250	0.00
구입 PHP 판매 USD 에 48.57400 24/11/2020	73,723	105	0.00
구입 USD 판매 CAD 에 0.76287 24/11/2020	4,957	78	0.00
구입 NOK 판매 USD 에 9.44970 24/11/2020	21,419	(196)	(0.00)
구입 DKK 판매 USD 에 6.35042 24/11/2020	41,336	(231)	(0.00)
구입 USD 판매 IDR 에 0.00007 24/11/2020	624,660	(345)	(0.00)
구입 INR 판매 USD 에 74.07000 24/11/2020	60,667	(429)	(0.00)
구입 KRW 판매 USD 에 1133.00002 24/11/2020	210,142	(510)	(0.00)
구입 USD 판매 THB 에 0.03203 24/11/2020	389,988	(618)	(0.00)
구입 USD 판매 CLP 에 0.00127 24/11/2020	46,853	(687)	(0.00)
구입 USD 판매 TWD 에 0.03514 24/11/2020	422,922	(705)	(0.00)
구입 USD 판매 MXN 에 0.04684 24/11/2020	419,325	(897)	(0.00)
구입 HUF 판매 USD 에 307.59118 24/11/2020	39,142	(908)	(0.00)
구입 HUF 판매 USD 에 312.95811 24/11/2020	148,559	(913)	(0.00)
구입 USD 판매 PHP 에 0.02050 24/11/2020	184,377	(1,074)	(0.00)
구입 RUB 판매 USD 에 77.38001 24/11/2020	59,179	(1,623)	(0.00)
구입 COP 판매 USD 에 3781.00013 24/11/2020	131,778	(2,927)	(0.00)
구입 USD 판매 ZAR 에 0.06008 24/11/2020	222,878	(4,887)	(0.00)
구입 USD 판매 CLP 에 0.00126 24/11/2020	201,513	(5,716)	(0.00)
구입 USD 판매 CNY 에 0.14892 24/11/2020	3,374,457	(5,863)	(0.00)
구입 USD 판매 TWD 에 0.03501 24/11/2020	1,771,414	(9,207)	(0.00)
구입 USD 판매 KRW 에 0.00087 24/11/2020	1,515,869	(13,115)	(0.00)
구입 USD 판매 JPY 에 0.00951 24/11/2020	8,292,629	(50,123)	(0.00)
구입 EUR 판매 USD 에 0.85290 24/11/2020	159,035,787	(933,081)	(0.01)
		(987,804)	**(0.01)**

Zins & Dividende A-GDIST 주식 (EUR) (헤지)

	기본 노출 USD	미실현 이익 / (손실) USD	% 순자산
구입 USD 판매 RUB 에 0.01278 24/11/2020	294,363	4,995	0.00
구입 USD 판매 BRL 에 0.17776 24/11/2020	144,779	2,972	0.00
구입 USD 판매 TRY 에 0.12430 24/11/2020	51,430	2,701	0.00
구입 USD 판매 NOK 에 0.10678 24/11/2020	106,008	1,951	0.00
구입 USD 판매 HUF 에 0.00321 24/11/2020	163,258	1,593	0.00
구입 USD 판매 SGD 에 0.73596 24/11/2020	281,636	1,415	0.00
구입 USD 판매 DKK 에 0.15749 24/11/2020	205,695	1,180	0.00
구입 USD 판매 SEK 에 0.11302 24/11/2020	247,943	1,094	0.00
구입 USD 판매 PLN 에 0.25647 24/11/2020	64,488	988	0.00
구입 USD 판매 MYR 에 0.24102 24/11/2020	234,825	870	0.00
구입 USD 판매 COP 에 0.00026 24/11/2020	110,368	499	0.00
구입 USD 판매 CZK 에 0.04303 24/11/2020	63,430	424	0.00
구입 USD 판매 INR 에 0.01359 24/11/2020	29,045	398	0.00
구입 USD 판매 ILS 에 0.29604 24/11/2020	42,273	386	0.00
구입 USD 판매 PLN 에 0.25379 24/11/2020	59,461	281	0.00
구입 USD 판매 MXN 에 0.04724 24/11/2020	31,895	207	0.00
구입 CLP 판매 USD 에 776.50005 24/11/2020	30,935	120	0.00
구입 PHP 판매 USD 에 48.57400 24/11/2020	35,885	51	0.00
구입 THB 판매 USD 에 31.27199 24/11/2020	15,759	50	0.00
구입 NOK 판매 USD 에 9.44971 24/11/2020	11,037	(101)	(0.00)
구입 DKK 판매 USD 에 6.35042 24/11/2020	21,290	(119)	(0.00)
구입 INR 판매 USD 에 74.07000 24/11/2020	29,252	(207)	(0.00)
구입 KRW 판매 USD 에 1132.99997 24/11/2020	105,063	(255)	(0.00)
구입 USD 판매 IDR 에 0.00007 24/11/2020	306,581	(285)	(0.00)
구입 USD 판매 THB 에 0.03203 24/11/2020	188,087	(298)	(0.00)
구입 USD 판매 CLP 에 0.00127 24/11/2020	21,881	(321)	(0.00)
구입 USD 판매 TWD 에 0.03514 24/11/2020	197,649	(330)	(0.00)
구입 USD 판매 MXN 에 0.04684 24/11/2020	202,180	(432)	(0.00)
구입 HUF 판매 USD 에 312.95811 24/11/2020	71,258	(438)	(0.00)
구입 HUF 판매 USD 에 307.59126 24/11/2020	19,732	(458)	(0.00)
구입 USD 판매 PHP 에 0.02050 24/11/2020	88,923	(518)	(0.00)
구입 RUB 판매 USD 에 77.38001 24/11/2020	30,158	(827)	(0.00)
구입 COP 판매 USD 에 3781.00028 24/11/2020	63,832	(1,418)	(0.00)
구입 USD 판매 ZAR 에 0.06008 24/11/2020	107,461	(2,356)	(0.00)
구입 USD 판매 CLP 에 0.00126 24/11/2020	97,162	(2,756)	(0.00)
구입 USD 판매 CNY 에 0.14892 24/11/2020	1,627,033	(2,827)	(0.00)
구입 USD 판매 TWD 에 0.03501 24/11/2020	854,108	(4,439)	(0.00)
구입 USD 판매 KRW 에 0.00087 24/11/2020	730,894	(6,323)	(0.00)
구입 USD 판매 JPY 에 0.00951 24/11/2020	3,998,390	(24,167)	(0.00)
구입 EUR 판매 USD 에 0.85314 24/11/2020	76,643,377	(428,542)	(0.00)
		(455,242)	**(0.00)**

선물

	CCY	기본 노출	미실현 이익 / (손실) USD	% 순자산
Euro Stoxx 50 Index Future 18/12/2020	EUR	(78,716,280)	11,244,171	0.11
S&P 500 Emini Index Future 18/12/2020	USD	(234,449,061)	4,838,693	0.05
FTSE 100 Index Future 18/12/2020	GBP	(23,649,067)	2,409,921	0.02
스위스 Mkt 지수 Future 18/12/2020	CHF	(15,928,460)	1,523,459	0.02
CAC40 10 Euro Index Future 20/11/2020	EUR	(10,511,100)	994,062	0.01
FTSE 250 Index Future 18/12/2020	GBP	(23,460,367)	617,527	0.01
US Long Bond Future 21/12/2020	USD	(9,891,952)	228,406	0.00
XAV Healthcare Index Future 18/12/2020	USD	(24,705,780)	183,484	0.00
Long Gilt Bond Future 29/12/2020	GBP	(20,321,882)	96,462	0.00
US Treasury Note 5 Year Bond Future 31/12/2020	USD	(23,695,992)	50,528	0.00
호주 10 년 Bond Future 15/12/2020	AUD	10,417,480	22,311	0.00
MSCI Eafe Index Future 18/12/2020	USD	139,667	(628)	(0.00)
US Treasury Note 2 Year Bond Future 31/12/2020	USD	(4,523,843)	(3,757)	(0.00)
Japan 10 Year Bond Future 14/12/2020	JPY	(1,242,812,541)	(5,035)	(0.00)
Korea 10 Year Bond Future 15/12/2020	KRW	10,003,713,046	(5,669)	(0.00)
Euro-Schatz Bond Future 08/12/2020	EUR	(5,383,152)	(9,244)	(0.00)
US Treasury Note 10 Year Bond Future 21/12/2020	USD	15,370,437	(21,123)	(0.00)
Canadian 10 Year Bond Future 18/12/2020	CAD	14,636,649	(22,532)	(0.00)
Euro-Bobl Bond Future 08/12/2020	EUR	(22,094,910)	(159,637)	(0.00)
Euro-BTP Bond Future 08/12/2020	EUR	(9,291,001)	(309,782)	(0.00)
US Ultra Bond Future 21/12/2020	USD	49,573,294	(490,715)	(0.00)
Euro Buxl 30 Year Bond Future 08/12/2020	EUR	(10,545,041)	(615,549)	(0.01)
Euro-Bund Bond Future 08/12/2020	EUR	(115,670,552)	(1,855,456)	(0.02)
미국 10 년 Ultra Bond Future 21/12/2020	USD	171,643,496	(2,283,698)	(0.02)
			16,426,199	**0.17**

금리 스왑

	CCY	기본 노출	미실현 이익 / (손실) USD	% 순자산
Receive fixed 7.745% pay float. (28d MXIBTIIE) 16/02/2023	MXN	145,043,678	475,244	0.00
Receive fixed 8.635% pay float. (12m BRACETIP) 02/01/2025	BRL	15,684,956	261,024	0.00
Receive fixed 1.925% pay float. (3m HIBOR) 31/07/2029	HKD	7,758,150	91,218	0.00
Receive fixed 1.11% pay float. (6m WIBO) 12/03/2030	PLN	6,746,218	33,277	0.00
Receive fixed 1.915% pay float. (3m HIBOR) 23/01/2030	HKD	2,698,487	32,005	0.00
Receive fixed 4.36% pay float. (1d FBIL) 14/10/2025	INR	411,825,468	5,375	0.00
Pay fixed 0.695% receive float. (3m ILS) 29/10/2030	ILS	1,349,244	885	0.00
Pay fixed 0.708% receive float. (3m ILS) 21/09/2030	ILS	11,637,225	551	0.00
Receive fixed 2.53% pay float. (7d China) 22/07/2025	CNY	28,004,132	(11,506)	(0.00)
Receive fixed 0.71% pay float. (6m CZK PRIBOR) 03/04/2030	CZK	49,685,892	(20,798)	(0.00)
Receive fixed 2.245% pay float. (7d China) 10/06/2025	CNY	34,758,069	(78,253)	(0.00)
Pay fixed 1.475% receive float. (3m HIBOR) 27/02/2030	HKD	11,805,881	(80,188)	(0.00)
Pay fixed 1.345% receive float. (6m SIBOR) 31/03/2030	SGD	2,394,907	(83,758)	(0.00)
Pay fixed 0.96% receive float. (3m ILS) 24/10/2029	ILS	11,967,790	(101,065)	(0.00)
Pay fixed 0.5986% receive float. (6m WIBO) 08/06/2025	PLN	67,578,558	(116,208)	(0.00)
Receive fixed 1.82% pay float. (7d China) 07/05/2025	CNY	25,298,316	(124,720)	(0.00)
Pay fixed 0.68% receive float. (6m WIBO) 11/05/2025	PLN	68,359,813	(182,642)	(0.00)
			100,441	**0.00**

옵션

	CCY	Contracts	시가(USD)	% 순자산
글 전화 KDDI 3550 13/11/2020	JPY	(55,200)	0	0.00
글 전화 Enel 8.8 20/11/2020	EUR	(165,599)	(2)	(0.00)
글 전화 Intel 65 18/12/2020	USD	(1)	(3)	(0.00)
글 전화 Astellas Pharmaceutical 1800 13/11/2020	JPY	(68,999)	(3)	(0.00)
글 전화 Astellas Pharmaceutical 1850 13/11/2020	JPY	(68,999)	(4)	(0.00)
글 전화 Relx 21.6 20/11/2020	EUR	(91,999)	(36)	(0.00)
글 전화 Zurich Insurance 375 20/11/2020	CHF	(41)	(45)	(0.00)
글 전화 Iberdrola 12 20/11/2020	EUR	(179,399)	(60)	(0.00)
글 전화 Munich Reins Reg 265 20/11/2020	EUR	(55)	(64)	(0.00)
글 전화 Munich Reins Reg 260 20/11/2020	EUR	(55)	(64)	(0.00)
글 전화 Zurich Insurance 380 18/12/2020	CHF	(41)	(136)	(0.00)
글 전화 Allianz 205 20/11/2020	EUR	(120)	(139)	(0.00)
글 전화 Johnson & 160 20/11/2020	USD	(35)	(140)	(0.00)
글 전화 Roche Hldgs Genussc 355 20/11/2020	CHF	(46)	(151)	(0.00)
글 전화 Oracle 65 20/11/2020	USD	(26)	(180)	(0.00)
글 전화 Johnson & 165 20/11/2020	USD	(51)	(202)	(0.00)
글 전화 CME Group 185 20/11/2020	USD	(16)	(235)	(0.00)
글 전화 Oracle 70 20/11/2020	USD	(129)	(258)	(0.00)
글 전화 Sanofi 96 20/11/2020	EUR	(244)	(284)	(0.00)
글 전화 Cisco Systems 49 20/11/2020	USD	(204)	(306)	(0.00)
글 전화 Zurich Insurance 375 18/12/2020	CHF	(41)	(316)	(0.00)
글 전화 Texas Instruments 165 20/11/2020	USD	(15)	(368)	(0.00)
글 전화 Roche Hldgs Genussc 370 18/12/2020	CHF	(46)	(402)	(0.00)
글 전화 Cisco Systems 48 18/12/2020	USD	(102)	(408)	(0.00)
글 전화 Texas Instruments 175 15/01/2021	USD	(8)	(431)	(0.00)
글 전화 Cisco Systems 48 15/01/2021	USD	(56)	(449)	(0.00)
글 전화 Unilever Ord 5000 20/11/2020	GBP	(9)	(507)	(0.00)
글 전화 Endesa 26 18/12/2020	EUR	(45,080)	(525)	(0.00)
글 전화 Glaxosmithkline 1700 18/12/2020	GBP	(42)	(548)	(0.00)
글 전화 Glaxosmithkline 1675 18/12/2020	GBP	(42)	(548)	(0.00)
글 전화 Intel 65 20/11/2020	USD	(304)	(607)	(0.00)
글 전화 Cisco Systems 48 20/11/2020	USD	(207)	(621)	(0.00)
글 전화 Munich Reins Reg 270 18/12/2020	EUR	(55)	(643)	(0.00)
글 전화 Texas Instruments 180 15/01/2021	USD	(17)	(646)	(0.00)

현재 투자종목 명세서서 2020년 10월 31일

	CCY	Contracts	시가(USD)	% 순자산
글 전화 Zurich Insurance 370 20/11/2020	CHF	(41)	(655)	(0.00)
글 전화 Oracle 75 18/12/2020	USD	(82)	(655)	(0.00)
글 전화 Deutsche Boerse 174 20/11/2020	EUR	(98)	(739)	(0.00)
글 전화 Deutsche Boerse 166 18/12/2020	EUR	(92)	(804)	(0.00)
글 전화 Sanofi 98 18/12/2020	EUR	(101)	(812)	(0.00)
글 전화 Intel 62.5 15/01/2021	USD	(118)	(824)	(0.00)
글 전화 Allianz 205 18/12/2020	EUR	(60)	(836)	(0.00)
글 전화 Deutsche Boerse 164 18/12/2020	EUR	(97)	(844)	(0.00)
글 전화 Sanofi 95 18/12/2020	EUR	(92)	(857)	(0.00)
글 전화 Deutsche Boerse 166 15/01/2021	EUR	(92)	(857)	(0.00)
글 전화 Oracle 70 18/12/2020	USD	(91)	(911)	(0.00)
글 전화 Deutsche Boerse 170 18/12/2020	EUR	(106)	(925)	(0.00)
글 전화 Novartis Regd 88 15/01/2021	CHF	(18,952)	(1,007)	(0.00)
글 전화 Roche Hldgs Genussc 340 20/11/2020	CHF	(46)	(1,029)	(0.00)
글 전화 Iberdrola 11.5 20/11/2020	EUR	(179,399)	(1,046)	(0.00)
글 전화 Endesa 25 20/11/2020	EUR	(45,080)	(1,050)	(0.00)
글 전화 Kimberly Clark 165 18/12/2020	USD	(71)	(1,063)	(0.00)
글 전화 Blackrock 720 18/12/2020	USD	(6)	(1,076)	(0.00)
글 전화 Kla-Tencorp 240 20/11/2020	USD	(18)	(1,104)	(0.00)
글 전화 Progressive-Ohio 105 20/11/2020	USD	(93)	(1,115)	(0.00)
글 전화 Glaxosmithkline 1650 20/11/2020	GBP	(86)	(1,121)	(0.00)
글 전화 Sanofi 96 18/12/2020	EUR	(101)	(1,140)	(0.00)
글 전화 Progressive-Ohio 110 15/01/2021	USD	(37)	(1,196)	(0.00)
글 전화 Novartis Regd 88 18/12/2020	CHF	(16,928)	(1,201)	(0.00)
글 전화 Kla-Tencor 270 15/01/2021	USD	(18)	(1,242)	(0.00)
글 전화 Texas Instruments 165 18/12/2020	USD	(14)	(1,380)	(0.00)
글 전화 Kimberly Clark 165 15/01/2021	USD	(48)	(1,435)	(0.00)
글 전화 Kimberly Clark 160 18/12/2020	USD	(59)	(1,472)	(0.00)
글 전화 Blackrock 710 18/12/2020	USD	(6)	(1,504)	(0.00)
글 전화 Procter & Gamble 160 15/01/2021	USD	(28)	(1,518)	(0.00)
글 전화 Intel 60 20/11/2020	USD	(509)	(1,526)	(0.00)
글 전화 Tesco 240 18/12/2020	GBP	(492,196)	(1,597)	(0.00)
글 전화 Deutsche Boerse 176 20/11/2020	EUR	(215)	(1,630)	(0.00)
글 전화 Sandvik 205 18/12/2020	SEK	(635)	(1,642)	(0.00)
글 전화 Johnson & 160 15/01/2021	USD	(26)	(1,649)	(0.00)
글 전화 Verizon Commun (US) 65 15/01/2021	USD	(120)	(1,674)	(0.00)
글 전화 RSA Insurance Group 500 18/12/2020	GBP	(212)	(1,715)	(0.00)
글 전화 Sandvik 200 18/12/2020	SEK	(635)	(1,821)	(0.00)
글 전화 Verizon Commun ((US)0 62.5 20/11/2020	USD	(262)	(1,835)	(0.00)
글 전화 Unilever Ord 5200 18/12/2020	GBP	(21)	(1,919)	(0.00)
글 전화 Relx 22 18/12/2020	EUR	(91,999)	(2,144)	(0.00)
글 전화 CME Group 200 18/12/2020	USD	(84)	(2,302)	(0.00)
글 전화 Johnson & 160 18/12/2020	USD	(86)	(2,310)	(0.00)
글 전화 Kla-Tencorp 240 18/12/2020	USD	(20)	(2,429)	(0.00)
글 전화 Kimberly Clark 170 15/01/2021	USD	(154)	(2,458)	(0.00)
글 전화 Sandvik 200 15/01/2021	SEK	(621)	(2,480)	(0.00)
글 전화 Endesa 26 15/01/2021	EUR	(45,080)	(2,626)	(0.00)
글 전화 Pfizer 44 20/11/2020	USD	(526)	(2,631)	(0.00)
글 전화 Kla-Tencorp 240 15/01/2021	USD	(14)	(2,760)	(0.00)
글 전화 Allianz 184 15/01/2021	EUR	(51)	(2,771)	(0.00)
글 전화 Kla-Tencorp 260 15/01/2021	USD	(28)	(2,829)	(0.00)
글 전화 Unilever Ord 5100 18/12/2020	GBP	(21)	(2,878)	(0.00)
글 전화 Sandvik 195 20/11/2020	SEK	(1,288)	(2,970)	(0.00)
글 전화 Progressive-Ohio 105 15/01/2021	USD	(46)	(2,990)	(0.00)
글 전화 Novartis Regd 85 20/11/2020	CHF	(16,928)	(3,048)	(0.00)
글 전화 Sandvik 195 15/01/2021	SEK	(621)	(3,074)	(0.00)
글 전화 Oracle 62.5 20/11/2020	USD	(177)	(3,179)	(0.00)
글 전화 Taiwan Semi. Manu. 480 18/11/2020	TWD	(137,999)	(3,190)	(0.00)
글 전화 Zurich Insurance360 15/01/2021	CHF	(41)	(3,253)	(0.00)
글 전화 Kla-Tencorp 260 18/12/2020	USD	(51)	(3,289)	(0.00)
글 전화 Novartis Regd 85 20/11/2020	CHF	(18,584)	(3,347)	(0.00)
글 전화 Johnson & 155 15/01/2021	USD	(30)	(3,461)	(0.00)
글 전화 Pfizer 44 18/12/2020	USD	(175)	(3,496)	(0.00)
글 전화 Texas Instruments 170 18/12/2020	USD	(61)	(3,522)	(0.00)
글 전화 Intel 65 15/01/2021	USD	(589)	(3,533)	(0.00)
글 전화 Pfizer 43 20/11/2020	USD	(444)	(3,555)	(0.00)
글 전화 Texas Instruments 160 20/11/2020	USD	(68)	(3,608)	(0.00)
글 전화 Allianz 190 15/01/2021	EUR	(60)	(3,815)	(0.00)
글 전화 Kimberly Clark 160 20/11/2020	USD	(311)	(3,887)	(0.00)
글 전화 Pfizer 45 18/12/2020	USD	(262)	(3,933)	(0.00)
글 전화 Sanofi 92 15/01/2021	EUR	(101)	(4,009)	(0.00)
글 전화 Ferrovial 26 20/11/2020	EUR	(46,000)	(4,020)	(0.00)
글 전화 Ferrovial 25 18/12/2020	EUR	(46,000)	(4,020)	(0.00)
글 전화 Intel 60 18/12/2020	USD	(824)	(4,122)	(0.00)
글 전화 Iberdrola 11.5 18/12/2020	EUR	(179,399)	(4,181)	(0.00)
글 전화 Blackrock 700 18/12/2020	USD	(22)	(4,416)	(0.00)
글 전화 Sanofi 95 15/01/2021	EUR	(201)	(4,503)	(0.00)
글 전화 Enel 8.4 18/12/2020	EUR	(165,599)	(4,544)	(0.00)
글 전화 Kla-Tencorp 250 18/12/2020	USD	(61)	(4,554)	(0.00)
글 전화 Akzo Nobel 92 20/11/2020	EUR	(171)	(4,984)	(0.00)
글 전화 Roche Hldgs Genussc 350 15/01/2021	CHF	(48)	(5,117)	(0.00)
글 전화 Akzo Nobel 90 20/11/2020	EUR	(92)	(5,359)	(0.00)
글 전화 Pfizer 45 15/01/2021	USD	(211)	(5,478)	(0.00)
글 전화 Blackrock 700 15/01/2021	USD	(11)	(5,741)	(0.00)
글 전화 Procter & Gamble 145 18/12/2020	USD	(28)	(5,796)	(0.00)
글 전화 Procter & Gamble 145 20/11/2020	USD	(74)	(5,888)	(0.00)
글 전화 Kla-Tencorp 230 20/11/2020	USD	(69)	(6,037)	(0.00)
글 전화 Akzo Nobel 96 18/12/2020	EUR	(124)	(6,126)	(0.00)
글 전화 Procter & Gamble 150 20/11/2020	USD	(228)	(6,388)	(0.00)
글 전화 Iberdrola 11.75 15/01/2021	EUR	(179,399)	(6,836)	(0.00)
글 전화 Kla-Tencorp 220 20/11/2020	USD	(41)	(6,934)	(0.00)
글 전화 Zurich Insurance 345 15/01/2021	CHF	(37)	(7,430)	(0.00)
글 전화 Wolters Kluwer 78 18/12/2020	EUR	(271)	(7,534)	(0.00)
글 전화 Roche Hldgs Genussc 345 20/11/2020	CHF	(46)	(7,631)	(0.00)
글 전화 Unilever Ord 5200 15/01/2021	GBP	(46)	(7,747)	(0.00)
글 전화 Iberdrola 11 18/12/2020	EUR	(179,399)	(8,360)	(0.00)
글 전화 Akzo Nobel 102 15/01/2021	EUR	(251)	(8,510)	(0.00)
글 전화 Blackrock 720 15/01/2021	USD	(28)	(8,556)	(0.00)
글 전화 Akzo Nobel 94 18/12/2020	EUR	(124)	(8,581)	(0.00)
글 전화 Verizon Commun (US) 60 18/12/2020	USD	(149)	(8,942)	(0.00)
글 전화 Unilever Ord 4900 20/11/2020	GBP	(87)	(9,058)	(0.00)
글 전화 Taiwan Semi. Manu. 465 18/11/2020	TWD	(137,999)	(9,183)	(0.00)
글 전화 Colgate-Palmolive 85 18/12/2020	USD	(123)	(9,246)	(0.00)
글 전화 Munich Reins Reg 240 15/01/2021	EUR	(55)	(9,261)	(0.00)
글 전화 Enel 8.6 20/11/2020	EUR	(165,599)	(9,656)	(0.00)
글 전화 Enel 8.2 18/12/2020	EUR	(165,599)	(9,656)	(0.00)
글 전화 Enel 8.2 15/01/2021	EUR	(165,599)	(9,656)	(0.00)
글 전화 Allianz 190 18/12/2020	EUR	(60)	(10,450)	(0.00)
글 전화 Unilever Ord 5000 18/12/2020	GBP	(51)	(10,488)	(0.00)
글 전화 Taiwan Semi. Manu. 500 16/12/2020	TWD	(183,999)	(10,516)	(0.00)
글 전화 Enel 8.2 15/01/2021	EUR	(165,599)	(10,530)	(0.00)
글 전화 Iberdrola 11.5 15/01/2021	EUR	(179,399)	(10,533)	(0.00)
글 전화 National Grid 960 18/12/2020	GBP	(64)	(10,637)	(0.00)
글 전화 Blackrock 660 15/01/2021	USD	(9)	(10,672)	(0.00)
글 전화 Schneider Electric (FR) 116 20/11/2020	EUR	(271)	(10,751)	(0.00)
글 전화 Wolters Kluwer 76 15/01/2021	EUR	(175)	(10,997)	(0.00)
글 전화 Colgate-Palmolive 82.5 20/11/2020	USD	(122)	(11,012)	(0.00)
글 전화 Roche Hldgs Genussc 380 18/12/2020	CHF	(46)	(11,170)	(0.00)
글 전화 Kla-Tencorp 250 15/01/2021	USD	(64)	(11,431)	(0.00)
글 전화 RSA Insurance Group 480 20/11/2020	GBP	(212)	(12,337)	(0.00)
글 전화 RSA Insurance Group 480 15/01/2021	GBP	(212)	(12,678)	(0.00)
글 전화 Pfizer 43 15/01/2021	USD	(321)	(12,843)	(0.00)
글 전화 Colgate-Palmolive 85 15/01/2021	USD	(106)	(12,908)	(0.00)
글 전화 Endesa 25 18/12/2020	EUR	(45,080)	(13,303)	(0.00)
글 전화 Schneider Electric (FR) 112 20/11/2020	EUR	(133)	(13,521)	(0.00)
글 전화 Pfizer 43 18/12/2020	USD	(604)	(13,902)	(0.00)
글 전화 Wolters Kluwer 74 20/11/2020	EUR	(561)	(14,384)	(0.00)
글 전화 Wolters Kluwer 78 15/01/2021	EUR	(354)	(14,723)	(0.00)
글 전화 Endesa 25 15/01/2021	EUR	(45,080)	(15,144)	(0.00)
글 전화 Schneider Electric (FR) 120 18/12/2020	EUR	(230)	(15,274)	(0.00)
글 전화 Wolters Kluwer 75 18/12/2020	EUR	(271)	(15,810)	(0.00)
글 전화 Tesco 240 20/11/2020	GBP	(492,196)	(15,944)	(0.00)
글 전화 Novartis Regd 90 18/12/2020	CHF	(18,492)	(16,247)	(0.00)
글 전화 Blackrock 620 20/11/2020	USD	(17)	(17,885)	(0.00)
글 전화 National Grid 960 20/11/2020	GBP	(147)	(18,592)	(0.00)
글 전화 National Grid 950 20/11/2020	GBP	(110)	(19,307)	(0.00)
글 전화 Munich Reins Reg 280 18/12/2020	EUR	(55)	(19,486)	(0.00)
글 전화 Taiwan Semi. Manu. 510 20/01/2021	TWD	(183,999)	(19,632)	(0.00)
글 전화 Colgate-Palmolive 80 20/11/2020	USD	(105)	(19,717)	(0.00)
글 전화 Blackrock 680 15/01/2021	USD	(28)	(19,872)	(0.00)
글 전화 National Grid 950 18/12/2020	GBP	(92)	(22,048)	(0.00)
글 전화 Tesco 240 15/01/2021	GBP	(492,196)	(22,320)	(0.00)
글 전화 Pfizer 44 15/01/2021	USD	(719)	(22,992)	(0.00)
글 전화 Schneider Electric (FR) 115 18/12/2020	EUR	(156)	(23,870)	(0.00)
글 전화 Taiwan Semi. Manu. 480 16/12/2020	TWD	(185,839)	(23,951)	(0.00)
글 전화 Procter & Gamble 155 15/01/2021	USD	(264)	(25,084)	(0.00)
글 전화 Colgate-Palmolive 82.5 15/01/2021	USD	(116)	(25,270)	(0.00)
글 전화 Taiwan Semi. Manu. 500 20/01/2021	TWD	(183,999)	(26,312)	(0.00)
글 전화 Blackrock 640 15/01/2021	USD	(17)	(28,317)	(0.00)
글 전화 National Grid 1000 15/01/2021	GBP	(276)	(29,497)	(0.00)
글 전화 Blackrock 610 20/11/2020	USD	(22)	(29,918)	(0.00)
글 전화 Procter & Gamble 150 18/12/2020	USD	(310)	(31,314)	(0.00)
글 전화 National Grid 920 18/12/2020	GBP	(92)	(39,330)	(0.00)
글 전화 Roche Hldgs Genussc 360 18/12/2020	CHF	(46)	(43,929)	(0.00)
글 전화 Schneider Electric (FR) 120 15/01/2021	EUR	(391)	(49,197)	(0.00)
글 전화 Blackrock 600 20/11/2020	USD	(44)	(77,721)	(0.00)
			(1,382,401)	(0.01)

인플레이션 스왑

	CCY	기본 노출	미실현 이익 / (손실) USD	% 순자산
Receive fixed 1.975% pay float. (US CPI) 15/10/2030	USD	1,445,322	196	0.00
Receive fixed 1.754% pay float. (US CPI) 03/08/2030	USD	2,734,393	(90,311)	(0.00)
Receive fixed 1.778% pay float. (US CPI) 27/07/2030	USD	3,906,275	(107,695)	(0.00)
			(197,810)	(0.00)

현재 투자종목 명세서서 2020년 10월 31일

			미실현 이익 / (손실) USD	% 순자산
총 수익 스왑				
Receive iBoxx USD Liq. IG pay 3m USD LIBOR 20/06/2021	USD	18,342,752	(245,103)	(0.00)
			(245,103)	(0.00)
기타 자산 및 부채			343,933,173	3.48
순자산			9,881,904,816	100.00

지역별 배분

국가	국가 코드	% 순자산
미국	US	19.14
영국	GB	11.67
케이맨 제도	KY	6.52
중국	CN	5.69
네덜란드	NL	5.10
아일랜드	IE	4.50
프랑스	FR	3.98
독일	DE	2.81
룩셈부르크	LU	2.61
스페인	ES	2.54
이탈리아	IT	2.32
홍콩	HK	2.32
버진 아일랜드 (영국령)	VG	2.31
스위스	CH	2.28
싱가포르	SG	1.50
멕시코	MX	1.39
호주	AU	1.33
대만	TW	1.18
일본	JP	1.18
인도	IN	1.07
인도네시아	ID	1.02
한국	KR	1.00
태국	TH	0.77
스웨덴	SE	0.73
초 국가	SU	0.68
모리셔스	MU	0.59
캐나다	CA	0.56
남아프리카 공화국	ZA	0.53
터키	TR	0.42
핀란드	FI	0.41
노르웨이	NO	0.39
버뮤다	BM	0.38
덴마크	DK	0.36
Oman	OM	0.35
루마니아	RO	0.35
스리랑카	LK	0.34
포르투갈	PT	0.33
우크라이나	UA	0.31
러시아	RU	0.29
오스트리아	AT	0.28
에콰도르	EC	0.28
가나	GH	0.27
콜롬비아	CO	0.26
필리핀	PH	0.24
나이지리아	NG	0.22
도미니카 공화국	DO	0.21
아르헨티나	AR	0.19
브라질	BR	0.19
케냐	KE	0.17
이라크	IQ	0.16
파나마	PA	0.16
이집트	EG	0.15
Angola	AO	0.14
그루지야	GE	0.14
칠레	CL	0.13
에티오피아	ET	0.13
파키스탄	PK	0.12
아랍 에미리트	AE	0.12
볼리비아	BO	0.11
카타르	QA	0.11
체코	CZ	0.11
말레이시아	MY	0.10
세르비아	RS	0.10
페루	PE	0.09
잠비아	ZM	0.09
엘살바도르	SV	0.08
레바논	LB	0.08
벨기에	BE	0.08
바레인	BH	0.08

지역별 배분

국가	국가 코드	% 순자산
아제르바이잔	AZ	0.08
몽골리아	MN	0.07
헝가리	HU	0.06
마샬 군도	MH	0.05
뉴질랜드	NZ	0.05
Tunisia	TN	0.04
라이베리아	LR	0.04
가봉	GA	0.03
Honduras	HN	0.03
폴란드	PL	0.03
벨라루스	BY	0.02
Saudi Arabia	SA	0.02
트리니다드 토바고	TT	0.02
카자흐스탄	KZ	0.02
Uzbekistan	UZ	0.02
Surinam	SR	0.02
이스라엘	IL	0.02
베네수엘라	VE	0.01
크로아티아	HR	0.01
Armenia	AM	0.00
우루과이	UY	0.00
요르단	JO	0.00
그리스	GR	0.00
키프로스	CY	0.00
현금 및 기타 순자산		3.57

현재 투자종목 명세서서 2020년 10월 31일

공인된 주식 또는 공식 증권거래소에서 거래됨

에너지

	국가 코드	CCY	주식 또는 명목	시가(USD)	% 순자산
CNOOC	CN	HKD	345,970	315,511	0.25
China Shenhua Energy (H)	CN	HKD	83,942	145,404	0.11
China Petroleum & Chemical (H)	CN	HKD	358,810	139,896	0.11
Sinopec Kantons Holdings	HK	HKD	335,800	121,469	0.09
Royal Dutch Shell (B)	NL	GBP	9,864	118,707	0.09
Equinor	NO	NOK	9,234	117,407	0.09
Senex Energy	AU	AUD	349,638	72,536	0.06
PetroChina (H)	CN	HKD	251,691	70,558	0.06
Cairn Energy	GB	GBP	28,018	50,451	0.04
John Wood Group	GB	GBP	17,494	48,068	0.04
SBM Offshore	NL	EUR	2,949	47,543	0.04
Cooper Energy	AU	AUD	208,045	46,039	0.04
Medco Bell Pte 6.375% 30/01/2027 Reg S	SG	USD	46,749	41,396	0.03
Pertamina Persero 4.15% 25/02/2060 Reg S	ID	USD	37,417	37,316	0.03
Medco Oak Tree Pte 7.375% 14/05/2026 Reg S	SG	USD	34,529	33,570	0.03
Marathon Petroleum	US	USD	1,020	29,155	0.02
Diversified Gas & Oil	US	GBP	19,838	28,732	0.02
Origin Energy	AU	AUD	9,016	25,320	0.02
Kosmos Energy	US	GBP	22,230	23,686	0.02
Periama Holdings 5.95% 19/04/2026	US	USD	20,366	20,417	0.02
Indika Energy Capital 8.25% 22/10/2025 Reg S	SG	USD	20,366	20,359	0.02
Puma Int'l Fin. 5.125% 06/10/2024 Reg S	LU	USD	22,991	19,548	0.02
Jadestone Energy	SG	GBP	32,501	19,367	0.02
Royal Dutch Shell (A) (NL)	NL	EUR	1,231	15,607	0.01
Adaro Indonesia 4.25% 31/10/2024 Reg S	ID	USD	15,441	15,383	0.01
Wentworth Resources	GB	GBP	63,474	14,184	0.01
China Oilfield Services (H)	CN	HKD	20,884	12,598	0.01
HPCL-Mittal Energy 5.25% 28/04/2027	IN	USD	11,109	11,324	0.01
ABM Investama 7.125% 01/08/2022 Reg S	ID	USD	17,218	11,235	0.01
Mongolian Mining 9.25% 15/04/2024 Reg S	SU	USD	12,960	10,560	0.01
Puma Int'l Fin. 5.00% 24/01/2026 Reg S	LU	USD	11,479	9,512	0.01
Reabold Resources	GB	GBP	1,107,802	8,395	0.01
Thaioil Treasury Centre 3.75% 18/06/2050 Reg S	TH	USD	7,869	7,280	0.01
Thaioil Treasury Centre 4.875% 23/01/2043 Reg S	TH	USD	6,017	6,635	0.01
CGG	FR	EUR	9,611	5,370	0.00
Longboat Energy	GB	GBP	4,433	5,053	0.00
Denbury	US	USD	153	2,510	0.00
				1,728,101	**1.35**

유틸리티

	국가 코드	CCY	주식 또는 명목	시가(USD)	% 순자산
Greencoat Renewables	IE	EUR	1,172,133	1,597,745	1.25
US Solar Fund	GB	USD	1,329,325	1,312,709	1.03
Renewables Infrastructure Group	GB	GBP	301,775	528,543	0.41
Power Grid Corporation of (India)	IN	INR	124,112	286,012	0.22
ContourGlobal	GB	GBP	59,822	150,188	0.12
PTC India	IN	INR	230,448	145,901	0.11
Cikarang Listrindo	ID	IDR	3,457,541	141,075	0.11
National Grid	GB	GBP	10,861	129,305	0.10
Guangdong Investment	HK	HKD	57,878	85,833	0.07
Engie	FR	EUR	5,692	68,867	0.05
China Resources Power Holdings	HK	HKD	63,216	65,790	0.05
Orsted	DK	DKK	358	56,783	0.04
RWE	DE	EUR	1,378	51,041	0.04
Huadian Power International (H)	CN	HKD	196,820	48,808	0.04
Exelon	US	USD	1,177	46,888	0.04
E.ON	DE	EUR	4,274	44,574	0.03
HK Electric Investments & HK Electric Investments	HK	HKD	41,979	42,727	0.03
Italgas	IT	EUR	6,587	38,078	0.03
West Holdings	JP	JPY	1,066	36,438	0.03
China Resources Gas Group	HK	HKD	7,331	31,823	0.02
CK Infrastructure Holdings	HK	HKD	6,493	30,616	0.02
Shenzhen Gas (A)	CN	CNY	24,928	27,446	0.02
Tianjin Development Holdings	HK	HKD	147,000	26,207	0.02
Greenko Investment 4.875% 16/08/2023 Reg S	MU	USD	25,698	25,860	0.02
Perusahaan Listrik Negara 4.375% 05/02/2050 Reg S	ID	USD	23,513	24,454	0.02
Power Assets Holdings	HK	HKD	4,377	22,530	0.02
Perusahaan Listrik Negara 4.00% 30/06/2050 Reg S	ID	USD	22,680	22,476	0.02
Star Energy Geothermal 6.75% 24/04/2033 Reg S	VG	USD	19,503	21,553	0.02
ReNew Power 5.875% 05/03/2027 Reg S	IN	USD	20,551	21,104	0.02
Shenzhen Gas	CN	CNY	19,050	20,975	0.02
Star Energy Geothermal 4.85% 14/10/2038 Reg S	BM	USD	19,455	20,021	0.02
Greenko Solar Mauritius 5.95% 29/07/2026 Reg S	MU	USD	17,663	18,693	0.01
Rubis	FR	EUR	555	18,236	0.01
Greenko Solar Mauritius 5.55% 29/01/2025 Reg S	MU	USD	16,681	17,194	0.01
SMC Global Power Holdings 5.95% VRN (Perpetual)	PH	USD	13,978	13,521	0.01
Neerg Energy 6.00% 13/02/2022 Reg S	MU	USD	9,535	9,701	0.01
GCL New Energy Holdings 7.10% 30/01/2021	BM	USD	14,811	7,184	0.01
SMC Global Power Holdings 5.70% VRN (Perpetual)	PH	USD	6,758	6,411	0.01
ENN Energy 2.625% 17/09/2030 Reg S	KY	USD	4,536	4,567	0.00
				5,267,877	**4.12**

소재

	국가 코드	CCY	주식 또는 명목	시가(USD)	% 순자산
Fufeng Group	CN	HKD	720,073	228,012	0.18
POSCO	KR	KRW	764	140,991	0.11
Anhui Conch Cement (A)	CN	CNY	16,741	127,413	0.10
Arcelormittal	LU	EUR	9,154	124,272	0.10
Westgold Resources	AU	AUD	59,694	108,550	0.08
NOF	JP	JPY	2,777	104,421	0.08
CRH	IE	GBP	2,790	98,317	0.08
Gold Road Resources	AU	AUD	103,408	96,601	0.08
ABJA Investment 5.45% 24/01/2028	SG	USD	90,165	87,287	0.07
Greatview Aseptic Packaging	CN	HKD	202,832	86,872	0.07
Essentra	GB	GBP	26,561	84,852	0.07
BHP Group	AU	AUD	3,353	79,939	0.06
Baoshan Iron & Steel (A)	CN	CNY	98,452	78,577	0.06
Saracen Mineral Holdings	AU	AUD	18,878	74,851	0.06
Nickel Mines	AU	AUD	118,298	74,393	0.06
Rhi Magnesita	AT	GBP	2,213	73,385	0.06
Endeavour Mining	MC	CAD	2,746	66,212	0.05
West China Cement	CN	HKD	433,275	64,384	0.05
Wonik Materials	KR	KRW	2,247	52,465	0.04
Jiangxi Copper (H)	CN	HKD	43,687	52,128	0.04
Evolution Mining	AU	AUD	13,275	51,950	0.04
Kenmare Resources	IE	GBP	13,482	50,650	0.04
JSW Steel 5.375% 04/04/2025	IN	USD	46,926	46,965	0.04
SIG Combibloc Group	CH	CHF	2,216	45,593	0.04
St Barbara	AU	AUD	23,719	44,507	0.03
Central Asia Metals	GB	GBP	19,263	42,024	0.03
Synthomer	GB	GBP	8,300	40,559	0.03
Hansol Chemical	KR	KRW	311	38,773	0.03
Sylvania Platinum	ZA	GBP	45,443	37,794	0.03
Aluminum Corp of China	CN	HKD	149,222	32,570	0.03
Perseus Mining	AU	AUD	37,381	32,237	0.03
Angang Steel (H)	CN	HKD	103,598	30,405	0.02
Huhtamaki	FI	EUR	611	29,836	0.02
Wienerberger	AT	EUR	1,162	29,323	0.02
Vedanta Resources 6.125% 09/08/2024 Reg S	GB	USD	50,015	29,272	0.02
Tharisa	CY	GBP	31,159	28,255	0.02
JSW Steel 5.95% 18/04/2024	IN	USD	27,312	28,065	0.02
Bardoc Gold	AU	AUD	544,348	27,651	0.02
Beijing Oriental Yuhong Waterproof Technology (A)	CN	CNY	4,902	27,230	0.02
Verallia	FR	EUR	945	26,300	0.02
Korea Zinc	KR	KRW	74	25,176	0.02
Corteva	US	USD	715	23,166	0.02
Boliden (B)	SE	SEK	807	22,080	0.02
Fujimi	JP	JPY	606	21,580	0.02
Musgrave Minerals	AU	AUD	47,789	16,474	0.01
UPL 5.25% VRN (Perpetual)	MU	USD	17,033	16,072	0.01
Nabaltec	DE	EUR	622	14,415	0.01
Vedanta Resources 6.375% 30/07/2022 Reg S	GB	USD	16,737	11,850	0.01
Blackstone Minerals	AU	AUD	39,954	9,699	0.01
Vedanta Resources 7.125% 31/05/2023 Reg S	GB	USD	14,312	8,873	0.01
Tianqi Fin 3.75% 28/11/2022	VG	USD	20,577	8,574	0.01
Base Resources	AU	AUD	51,314	8,478	0.01
Trafigura Group Pte 6.875% VRN (Perpetual)	SG	USD	8,098	7,677	0.01
Sumitomo Metal Mining	JP	JPY	208	6,471	0.01
				2,824,466	**2.21**

산업재

	국가 코드	CCY	주식 또는 명목	시가(USD)	% 순자산
Doric Nimrod Air Two Perpetual (Pref'd)	GB	GBP	584,778	553,012	0.43
Doric Nimrod Air Three (Pref'd)	GB	GBP	740,493	369,319	0.29
Amedeo Air Four Plus	GB	GBP	795,632	334,978	0.26
MISUMI Group	JP	JPY	9,175	272,608	0.21
Zhuzhou CRRC Times Electric (H)	CN	HKD	59,981	184,622	0.14
DCC	IE	GBP	2,723	177,196	0.14
Serco Group	GB	GBP	102,024	171,023	0.13
Wolters Kluwer	NL	EUR	2,032	164,750	0.13
John Laing Group	GB	GBP	42,171	153,731	0.12
LT Group	PH	PHP	629,004	149,973	0.12
Arwana Citramulia	ID	IDR	4,284,275	145,191	0.11
SKF	SE	SEK	6,620	135,692	0.11
SITC International Holdings	HK	HKD	87,610	135,290	0.11
Yaskawa Electric	JP	JPY	3,396	132,033	0.10
Ultra Electronics Holdings	GB	GBP	5,321	129,588	0.10
Siemens	DE	EUR	1,099	128,960	0.10
UT Group	JP	JPY	4,110	128,225	0.10
Meggitt	GB	GBP	35,935	127,228	0.10
Kerry Logistics Network	HK	HKD	60,257	125,809	0.10
Recruit Holdings	JP	JPY	3,251	123,854	0.10
Sinotrans (H)	CN	HKD	375,103	111,075	0.09
Daikin Industries	JP	JPY	565	105,696	0.08

* 이사회 결정으로 가격이 책정된 유가증권.
전체 주석 목록은 6페이지에 나와 있습니다.
별첨 재무제표에 대한 주석은 본 재무제표의 중요한 일부입니다. 투자종목 명세서 및 지역별 배분의 순자산 비율은 반올림되었습니다.

현재 투자종목 명세서서 2020년 10월 31일

	국가 코드	CCY	주식 또는 명목	시가(USD)	% 순자산
Cebu Air	PH	PHP	121,043	97,035	0.08
Morgan Advanced Materials	GB	GBP	28,501	92,303	0.07
Makuake	JP	JPY	780	88,129	0.07
Kung Long Batteries Industrial	TW	TWD	17,611	84,424	0.07
Sinotruk (Hong Kong)	CN	HKD	27,899	71,315	0.06
Raksul	JP	JPY	1,412	68,814	0.05
China State Construction Engineering	CN	CNY	89,022	68,091	0.05
Beijing Capital International Airport (H)	CN	HKD	110,016	67,218	0.05
Wizz Air Holdings	CH	GBP	1,601	66,225	0.05
Qingdao Port International	CN	HKD	114,726	65,187	0.05
Daqin Railway (A)	CN	CNY	64,710	61,973	0.05
Smart Metering Systems	GB	GBP	7,837	58,989	0.05
Miura	JP	JPY	1,236	58,259	0.05
KEC International	IN	INR	12,769	55,893	0.04
Chemring Group	GB	GBP	16,351	55,178	0.04
Babcock International Group	GB	GBP	18,924	53,248	0.04
Balfour Beatty	GB	GBP	18,309	50,664	0.04
China Railway Group (H)	CN	HKD	106,596	49,051	0.04
Redde Northgate	GB	GBP	21,245	48,988	0.04
Tyman	GB	GBP	13,719	47,454	0.04
Geumhwa PSC	KR	KRW	1,917	47,058	0.04
Mitie Group	GB	GBP	126,175	46,094	0.04
BOC Aviation	SG	HKD	7,429	45,986	0.04
Service Stream	AU	AUD	32,050	45,196	0.04
Aalberts	NL	EUR	1,333	44,786	0.04
Guangshen Railway (H)	CN	HKD	266,204	44,348	0.03
DKSH Holding	CH	CHF	666	42,914	0.03
Alpha Financial Markets Consulting	GB	GBP	14,826	41,294	0.03
MonotaRO	JP	JPY	728	40,359	0.03
FANUC	JP	JPY	183	38,822	0.03
Grafton Group	IE	GBP	4,337	37,780	0.03
Varta	DE	EUR	288	36,060	0.03
Norfolk Southern	US	USD	174	36,036	0.03
Air China (H)	CN	HKD	54,727	35,391	0.03
Nihon Flush	JP	JPY	2,711	34,978	0.03
China Southern Airlines (H)	CN	HKD	63,506	33,241	0.03
Weichai Power (H)	CN	HKD	17,533	33,238	0.03
Inspired Energy	GB	GBP	200,390	33,098	0.03
Country Garden Services Holdings	CN	HKD	5,209	32,797	0.03
Cohort	GB	GBP	4,045	31,443	0.02
CKD	JP	JPY	1,886	31,390	0.02
Keller Group	GB	GBP	4,728	31,114	0.02
Rozetta	JP	JPY	1,431	27,363	0.02
RELX	GB	EUR	1,345	26,641	0.02
Kubota	JP	JPY	1,526	26,540	0.02
Delhi Int'l Airport 6.125% 31/10/2026 Reg S	IN	USD	25,939	26,453	0.02
Nippo	JP	JPY	977	25,120	0.02
Pacific Basin Shipping	HK	HKD	168,991	24,674	0.02
Delhi Int'l Airport 6.45% 04/06/2029 Reg S	IN	USD	24,346	24,607	0.02
Norcros	GB	GBP	10,852	24,462	0.02
SThree	GB	GBP	7,602	24,227	0.02
Indika Energy Capital Pte 5.875% 09/11/2024 Reg S	SG	USD	24,069	22,771	0.02
CIMC Enric Holdings	HK	HKD	47,749	22,484	0.02
LISI	FR	EUR	1,262	20,401	0.02
Clarkson	GB	GBP	771	20,069	0.02
THK	JP	JPY	733	19,425	0.02
Simplybiz Group	GB	GBP	10,635	19,012	0.01
eHi Car Services 5.875% 14/08/2022	KY	USD	21,847	18,678	0.01
Airbus Group	FR	EUR	253	18,445	0.01
Taikisha	JP	JPY	690	17,970	0.01
Hyundai Mipo Dockyard	KR	KRW	652	16,218	0.01
Koentec	KR	KRW	2,039	15,222	0.01
Techno Smart	JP	JPY	1,654	13,968	0.01
Nitto Boseki	JP	JPY	355	13,054	0.01
Nitta	JP	JPY	580	12,229	0.01
Caverion	FI	EUR	1,596	10,471	0.01
TK Group Holdings	CN	HKD	30,815	9,151	0.01
GMR Int'l Airport 4.25% 27/10/2027 Reg S	IN	USD	9,453	8,556	0.01
Senior	GB	GBP	11,985	8,508	0.01
Nippon Road Co	JP	JPY	111	8,034	0.01
Plug Power	US	USD	523	7,334	0.01
GMR Int'l Airport 5.375% 10/04/2024 Reg S	IN	USD	6,665	6,589	0.01
Hirano Tecseed/Kinzoku	JP	JPY	396	5,903	0.00
CAR 8.875% 10/05/2022	KY	USD	6,387	5,517	0.00
Sumitomo Densetsu	JP	JPY	230	5,473	0.00
China Singyes Energy Hldgs 6.00% 19/12/2022 Reg S	BM	USD	5,251	4,791	0.00
Siemens Energy	DE	EUR	206	4,512	0.00
Nidec	JP	JPY	38	3,795	0.00
China Index Holdings ADR	CN	USD	2,459	3,172	0.00
Kosaido	JP	JPY	143	841	0.00
BTS Group Holdings WTS 16/02/2021	TH	THB	7,469	112	0.00
				6,784,506	**5.30**

정보 기술

	국가 코드	CCY	주식 또는 명목	시가(USD)	% 순자산
Tencent Holdings	CN	HKD	13,130	1,001,179	0.78
Taiwan Semiconductor Manufacturing	TW	TWD	41,468	627,108	0.49
Murata Manufacturing	JP	JPY	3,672	258,546	0.20
Z Holdings	JP	JPY	35,183	245,510	0.19
Redington India	IN	INR	133,912	234,087	0.18
Baidu ADR	CN	USD	1,759	232,076	0.18
Lenovo Group	CN	HKD	347,194	217,891	0.17
Justsystems	JP	JPY	3,273	214,461	0.17
Keyence	JP	JPY	450	204,159	0.16
SAP	DE	EUR	1,856	197,811	0.15
SK Hynix	KR	KRW	2,642	187,371	0.15
TDK	JP	JPY	1,557	183,109	0.14
Samsung Electronics	KR	KRW	3,229	162,226	0.13
MediaTek	TW	TWD	6,646	158,212	0.12
Samsung Electronics Perpetual (Pref'd)	KR	KRW	3,219	143,171	0.11
Renesas Electronics	JP	JPY	16,646	137,566	0.11
Telefonaktiebolaget LM Ericsson	SE	SEK	12,262	136,955	0.11
Capgemini	FR	EUR	1,110	128,164	0.10
Sansan	JP	JPY	1,878	124,543	0.10
Hinduja Global Solutions	IN	INR	13,607	121,910	0.10
Powertech Technology	TW	TWD	40,326	119,406	0.09
Tech Mahindra	IN	INR	10,262	112,727	0.09
Apple	US	USD	1,025	111,576	0.09
Alphabet (A)	US	USD	68	110,382	0.09
Microsoft	US	USD	536	108,082	0.08
Cognizant Technology Solutions	US	USD	1,495	106,533	0.08
SCREEN Holdings	JP	JPY	1,894	103,793	0.08
Shimadzu	JP	JPY	3,614	103,354	0.08
Rohm	JP	JPY	1,189	91,447	0.07
KoMiCo	KR	KRW	2,690	87,453	0.07
Polytronics Technology	TW	TWD	25,648	82,704	0.06
giftee	JP	JPY	2,867	77,697	0.06
Sage Group	GB	GBP	9,341	76,916	0.06
Hon Hai Precision Industry	TW	TWD	26,720	72,534	0.06
Kamakura Shinsho	JP	JPY	6,814	67,451	0.05
Elite Material	TW	TWD	12,615	66,325	0.05
China Railway Signal & Communication Corp (H)	CN	HKD	200,511	66,118	0.05
Network i2i 5.650% VRN (Perpetual) Reg S	MU	USD	65,356	65,617	0.05
Hennge KK	JP	JPY	891	64,662	0.05
Eizo	JP	JPY	1,697	64,109	0.05
Spigen Korea	KR	KRW	1,153	63,538	0.05
Cyient	IN	INR	11,350	60,402	0.05
Fujitsu	JP	JPY	457	53,562	0.04
Obic	JP	JPY	284	50,397	0.04
Largan Precision	TW	TWD	434	46,144	0.04
Information Services International-Dentsu	JP	JPY	727	45,694	0.04
NAVER	KR	KRW	168	43,145	0.03
NXP Semiconductors	NL	USD	314	42,104	0.03
Visa	US	USD	231	41,679	0.03
ASML Holding	NL	EUR	113	41,216	0.03
SDL	GB	GBP	4,608	41,193	0.03
Optex Group	JP	JPY	2,763	41,171	0.03
Global Payments	US	USD	262	40,817	0.03
Aptitude Software Group	GB	GBP	6,268	38,974	0.03
Appen	AU	AUD	1,643	37,348	0.03
Software	DE	EUR	996	35,703	0.03
PayPal Holdings	US	USD	192	35,674	0.03
Micron Technology	US	USD	715	35,561	0.03
Taiyo Yuden	JP	JPY	925	34,205	0.03
Sunny Optical Technology (H)	CN	HKD	2,015	33,484	0.03
Shinko Electric Industries	JP	JPY	1,912	33,366	0.03
Teradyne	US	USD	375	32,558	0.03
Digital Garage	JP	JPY	905	32,219	0.03
Dialog Semiconductor	GB	EUR	826	31,544	0.02
SUNeVision Holdings	HK	HKD	34,727	30,457	0.02
NET One Systems	JP	JPY	993	29,728	0.02
Chatwork	JP	JPY	1,403	27,934	0.02
m-up Holdings	JP	JPY	1,138	27,680	0.02
Computer Age Management Services	IN	INR	1,580	27,646	0.02
Alten	FR	EUR	345	27,572	0.02
AIXTRON	DE	EUR	2,439	27,494	0.02
Fidelity National Information Services	US	USD	218	27,115	0.02
Horiba	JP	JPY	549	27,003	0.02
Check Point Software Technologies (H)	IL	USD	235	26,887	0.02
Match Group	US	USD	218	25,582	0.02
Freee KK	JP	JPY	323	25,353	0.02
Sopra Steria Group	FR	EUR	212	25,138	0.02
Adobe	US	USD	54	24,088	0.02
Dip	JP	JPY	1,237	23,776	0.02
Ciena	US	USD	593	23,297	0.02
Advantech	TW	TWD	2,200	22,297	0.02
PTC	US	USD	266	22,128	0.02
Atos	FR	EUR	314	21,437	0.02
ASM Pacific Technology	HK	HKD	2,050	20,667	0.02
Hytera Communications (B)	CN	CNY	16,444	17,525	0.01
Western Digital	US	USD	419	15,511	0.01

현재 투자종목 명세서서 2020년 10월 31일

	국가 코드	CCY	주식 또는 명목	시가(USD)	% 순자산
Bengo4.com	JP	JPY	88	11,672	0.01
Lenovo Group 3.375% 24/01/2024	HK	USD	10,368	11,312	0.01
Japan Material	JP	JPY	806	10,419	0.01
Tokyo Electron	JP	JPY	22	5,911	0.00
Atea	NO	NOK	428	4,950	0.00
Hangzhou Hikvision Digital Technology (A)	CN	CNY	500	3,362	0.00
SHIFT	JP	JPY	19	2,428	0.00
Tsinghua Unic 4.75% 31/01/2021	VG	USD	3,703	2,384	0.00
Fang Holdings ADR	CN	USD	35	352	0.00
				8,265,744	6.46
소비재					
Alibaba Group Holding ADR	CN	USD	3,152	957,233	0.75
Alibaba Group Holding	CN	HKD	8,113	308,241	0.24
China Yongda Automobiles Services Holdings	CN	HKD	164,611	234,033	0.18
Shimano	JP	JPY	1,006	230,096	0.18
Prosus	NL	EUR	2,062	206,074	0.16
Dongfeng Motor Group (H)	CN	HKD	286,226	201,619	0.16
Xingda International Holdings	CN	HKD	704,660	181,599	0.14
Publicis Groupe	FR	EUR	5,081	176,389	0.14
Chaowei Power Holdings	CN	HKD	463,116	159,449	0.12
Pearson	GB	GBP	22,782	150,513	0.12
Yamaha	JP	JPY	2,960	140,305	0.11
Dream International	HK	HKD	405,189	139,527	0.11
Pacific Textiles Holdings	HK	HKD	217,382	123,890	0.10
Takeaway.com	NL	EUR	1,110	123,477	0.10
Sebang Global Battery	KR	KRW	4,839	117,581	0.09
Fast Food Indonesia	ID	IDR	1,885,426	114,413	0.09
Hyundai Mobis	KR	KRW	571	114,317	0.09
Chow Sang Sang Holdings International	HK	HKD	103,989	113,744	0.09
Koito Manufacturing	JP	JPY	2,325	112,136	0.09
Galaxy Entertainment Group	HK	HKD	16,222	107,172	0.08
Shine Corporate	AU	AUD	177,159	107,057	0.08
Crystal International Group	HK	HKD	384,769	106,110	0.08
Trip.com Group ADR	CN	USD	3,600	102,899	0.08
Bestway Global Holding	CN	HKD	401,923	96,296	0.08
Weifu High-Technology Group	CN	HKD	52,255	96,258	0.08
Texwinca Holdings	HK	HKD	627,876	95,191	0.07
Dixons Carphone	GB	GBP	76,031	94,604	0.07
Tianneng Power International	CN	HKD	57,720	94,027	0.07
Teejay Lanka	LK	LKR	577,800	92,799	0.07
Cairn Homes	IE	EUR	99,494	90,994	0.07
Ryohin Keikaku	JP	JPY	4,322	90,743	0.07
Brilliance China Automotive Holdings	HK	HKD	105,076	90,742	0.07
Puma	DE	EUR	999	87,332	0.07
Focus Media Information Technology	CN	CNY	61,434	85,842	0.07
Amazon.com	US	USD	28	85,010	0.07
Vistry Group	GB	GBP	11,970	84,510	0.07
Inchcape	GB	GBP	12,860	82,600	0.06
JD.com	CN	HKD	1,919	78,024	0.06
William Hill	GB	GBP	21,900	77,848	0.06
Nojima	JP	JPY	2,751	77,277	0.06
Texhong Textile Group	HK	HKD	98,590	75,804	0.06
Selamat Sempurna	ID	IDR	787,545	74,632	0.06
Charter Communications	US	USD	122	73,637	0.06
Gree Electric Appliances Inc of Zhuhai	CN	CNY	7,651	67,070	0.05
SAIC Motor (A)	CN	CNY	18,758	64,962	0.05
Pan Pacific International Holdings	JP	JPY	2,965	63,058	0.05
Vivo Energy	GB	GBP	62,313	61,027	0.05
Xtep International Holdings	CN	HKD	179,735	60,860	0.05
Bapcor	AU	AUD	10,871	58,549	0.05
Nien Made Enterprise	TW	TWD	5,182	58,472	0.05
Melco Resorts Finance 5.375% 04/12/2029 Reg S	KY	USD	60,542	58,403	0.05
WPP AUNZ	AU	AUD	192,154	56,716	0.04
Autoliv	SE	USD	731	55,588	0.04
SL	KR	KRW	4,039	51,859	0.04
Somboon Advance Technology	TH	THB	121,121	51,577	0.04
Frasers Group	GB	GBP	10,538	51,165	0.04
Sony	JP	JPY	602	50,077	0.04
Shenzhou International Group Holdings	CN	HKD	2,848	49,498	0.04
Com2uS	KR	KRW	483	47,660	0.04
Kingfisher	GB	GBP	12,732	47,355	0.04
Nokian Renkaat	FI	EUR	1,496	45,986	0.04
Studio City Finance 7.25% 11/02/2024 Reg S	VG	USD	44,527	45,890	0.04
Dollar Tree	US	USD	506	45,621	0.04
Redrow	GB	GBP	8,431	45,392	0.04
Think Childcare	AU	AUD	62,459	44,367	0.03
eBay	US	USD	933	44,298	0.03
Yadea Group Holdings	CN	HKD	30,660	43,867	0.03
Taiwan Sakura	TW	TWD	23,212	40,077	0.03
Team17 Group	GB	GBP	4,243	39,022	0.03
Studio City Finance 6.50% 15/01/2028 Reg S	VG	USD	37,769	37,663	0.03
Oriental Land	JP	JPY	268	37,517	0.03
Shop Apotheke Europe	NL	EUR	225	37,261	0.03
D'ieteren	BE	EUR	741	37,146	0.03
Studio Retail Group	GB	GBP	11,522	35,824	0.03
Boozt	SE	SEK	2,198	35,557	0.03
McCarthy & Stone	GB	GBP	23,367	35,538	0.03
Seria	JP	JPY	903	34,850	0.03
Tesla	US	USD	87	33,668	0.03
Musti Group	FI	EUR	1,379	31,595	0.02
Guangzhou Automobile Group (H)	CN	HKD	30,555	31,410	0.02
Watches of Switzerland Group	GB	GBP	5,881	30,096	0.02
Basic-Fit	NL	EUR	1,241	30,066	0.02
Connect Group	GB	GBP	89,104	30,012	0.02
Astra Otoparts	ID	IDR	508,891	29,853	0.02
Coats Group	GB	GBP	40,026	29,452	0.02
Photo-Me International	GB	GBP	46,295	29,387	0.02
4imprint Group	GB	GBP	1,046	28,061	0.02
HelloFresh	DE	EUR	486	26,005	0.02
SAIC Motor	CN	CNY	7,495	25,975	0.02
Round One	JP	JPY	3,243	25,467	0.02
Booking Holdings	US	USD	16	25,381	0.02
EssilorLuxottica	FR	EUR	202	24,939	0.02
KIYO Learning	JP	JPY	224	24,819	0.02
Midea Group	CN	CNY	2,119	24,731	0.02
Golden Eagle Retail Group 4.625% 21/05/2023 Reg S	KY	USD	24,069	24,249	0.02
Central Automotive Products	JP	JPY	1,235	24,079	0.02
Kendrion	NL	EUR	1,244	22,314	0.02
Volkswagen (Pref'd)	DE	EUR	153	22,247	0.02
Demae-Can	JP	JPY	738	21,893	0.02
Vipshop Holdings ADR	CN	USD	1,042	21,601	0.02
Gym Group	GB	GBP	12,025	21,498	0.02
GVC Holdings	GB	GBP	1,704	21,323	0.02
Lowe's Cos	US	USD	126	19,907	0.02
THG Holding	GB	GBP	2,300	19,657	0.02
ScS Group	GB	GBP	7,916	19,586	0.02
Bridgestone	JP	JPY	593	19,335	0.02
Headlam Group	GB	GBP	5,580	19,228	0.02
China Literature	CN	HKD	2,315	19,017	0.01
Baoxin Auto Finance I 9.109% VRN (Perpetual)	VG	USD	26,198	18,862	0.01
Rinnai	JP	JPY	186	18,324	0.01
Future	GB	GBP	711	18,274	0.01
MGM China Holdings 5.25% 18/06/2025 Reg S	KY	USD	16,385	16,544	0.01
Mitra Adiperkasa	ID	IDR	364,071	16,037	0.01
Koshidaka Holdings	JP	JPY	4,264	15,952	0.01
China South Publishing & Media Group (A)	CN	CNY	9,928	15,570	0.01
Kin & Carta	GB	GBP	14,543	15,072	0.01
Wynn Macau 5.50% 01/10/2027 Reg S	KY	USD	15,367	14,440	0.01
Studio City Finance 6.00% 15/07/2025 Reg S	VG	USD	13,238	13,320	0.01
China South Publishing & Media Group	CN	CNY	8,177	12,825	0.01
China Dongxiang Group	CN	HKD	86,961	10,780	0.01
Midea Group (A)	CN	CNY	907	10,585	0.01
Parkson Retail Group	CN	HKD	360,672	10,416	0.01
MGM China Holdings 5.875% 15/05/2026 Reg S	KY	USD	9,627	9,747	0.01
Future Retail 5.60% 22/01/2025 Reg S	IN	USD	13,886	9,581	0.01
Skyworth Group	HK	HKD	36,238	9,485	0.01
Li & Fung 5.25% (Perpetual) EMTN	BM	USD	12,590	9,285	0.01
Hostelworld Group	IE	GBP	13,945	9,032	0.01
Mercari	JP	JPY	210	8,846	0.01
Embry Holdings	HK	HKD	58,888	7,615	0.01
Piolax	JP	JPY	385	5,644	0.00
WPP	GB	GBP	647	5,165	0.00
Tokyo Radiator Manufacturing	JP	JPY	603	2,985	0.00
Twenty-four seven	JP	JPY	259	2,188	0.00
				8,755,241	6.84
소비재					
Imperial Brands	GB	GBP	16,735	265,351	0.21
Convenience Retail Asia	HK	HKD	327,794	183,898	0.14
Unilever	GB	EUR	2,554	144,450	0.11
Beiersdorf	DE	EUR	1,297	135,890	0.11
WH Group	HK	HKD	164,579	129,552	0.10
China Foods	HK	HKD	333,690	114,186	0.09
Kotobuki Spirits	JP	JPY	2,339	108,479	0.08
Japfa	SG	SGD	228,619	108,027	0.08
British American Tobacco	GB	GBP	3,394	107,629	0.08
Uni-President China Holdings	CN	HKD	120,756	104,541	0.08
L'Oreal	FR	EUR	312	100,945	0.08
Nestle	CH	CHF	890	100,091	0.08
Coles Group	AU	AUD	7,424	92,592	0.07
Associated British Foods	GB	GBP	4,030	88,624	0.07
Swedish Match	SE	SEK	1,167	88,006	0.07
RFM	PH	PHP	881,707	85,802	0.07
Vinda International Holdings	HK	HKD	29,388	77,935	0.06
Yantai Changyu Pioneer Wine	CN	HKD	41,191	73,672	0.06
Unilever	GB	GBP	1,278	72,889	0.06
Tesco	GB	GBP	26,892	71,591	0.06
Changshouhua Food	CN	HKD	136,527	71,290	0.06
Gudang Garam	ID	IDR	22,246	61,968	0.05

현재 투자종목 명세서서 2020년 10월 31일

	국가 코드	CCY	주식 또는 명목	시가(USD)	% 순자산
Origin Enterprises	IE	EUR	14,992	59,386	0.05
Britvic	GB	GBP	5,277	50,450	0.04
Koninklijke Ahold Delhaize	NL	EUR	1,765	48,511	0.04
First Resources	SG	SGD	54,594	48,449	0.04
Japfa Comfeed Indonesia	ID	IDR	612,740	44,143	0.03
KT&G	KR	KRW	591	42,217	0.03
Bumitama Agri	ID	SGD	129,850	41,346	0.03
Tingyi Cayman Islands Holding	CN	HKD	22,411	40,999	0.03
Dairy Farm International Holdings	HK	USD	10,745	40,492	0.03
Coca-Cola European Partners	GB	USD	1,026	36,438	0.03
Royal Unibrew	DK	DKK	372	36,366	0.03
Shiseido	JP	JPY	577	35,738	0.03
Ceylon Cold Stores	LK	LKR	9,352	33,996	0.03
Nongfu Spring	CN	HKD	6,106	27,951	0.02
C&C Group	IE	GBP	11,305	23,695	0.02
Shinnihonseiyaku	JP	JPY	833	20,989	0.02
JDE Peet's	NL	EUR	445	15,962	0.01
H&H 5.625% 24/10/2024	KY	USD	13,886	14,507	0.01
Darling Ingredients	US	USD	305	13,014	0.01
Blackmores	AU	AUD	257	12,679	0.01
McColl's Retail Group	GB	GBP	23,894	6,345	0.00
SSMS Plantation Holdings 7.75% 23/01/2023	SG	USD	6,758	4,004	0.00
Shenguan Holdings Group	CN	HKD	107,321	3,352	0.00
Sagami Rubber Industries	JP	JPY	265	2,995	0.00
				3,091,432	**2.42**
건강					
Granules India	IN	INR	82,010	424,093	0.33
Roche Holding	CH	CHF	1,287	414,079	0.32
Sanofi	FR	EUR	2,986	269,169	0.21
Koninklijke Philips	NL	EUR	4,521	210,046	0.16
CSL	AU	AUD	851	172,181	0.13
Olympus	JP	JPY	8,876	169,930	0.13
Fresenius Medical Care	DE	EUR	1,827	139,618	0.11
Eisai	JP	JPY	1,622	126,151	0.10
Tempo Scan Pacific	ID	IDR	1,462,000	125,217	0.10
Mylan	US	USD	7,353	106,840	0.08
I-Sens	KR	KRW	3,746	90,478	0.07
Shanghai Pharmaceuticals Holding (H)	CN	HKD	56,649	87,917	0.07
Medical Data Vision	JP	JPY	2,712	63,818	0.05
Spire Healthcare Group	GB	GBP	40,382	62,252	0.05
HCA Healthcare	US	USD	445	54,977	0.04
Novo Nordisk	DK	DKK	847	54,442	0.04
China National Accord Medicines (A)	CN	CNY	7,183	53,399	0.04
Hutchison China MediTech	HK	GBP	8,958	52,046	0.04
Grifols ADR	ES	USD	3,029	50,732	0.04
UnitedHealth Group	US	USD	166	50,687	0.04
Fisher & Paykel Healthcare (AU)	NZ	AUD	2,108	48,572	0.04
Bristol-Myers Squibb	US	USD	833	48,545	0.04
Shandong Weigao Group Medical Polymer (H)	CN	HKD	23,812	46,161	0.04
AmerisourceBergen	US	USD	480	45,952	0.04
Vieworks	KR	KRW	1,711	43,543	0.03
Indivior	GB	GBP	29,890	42,709	0.03
Centene	US	USD	628	37,036	0.03
Bayer	DE	EUR	757	35,576	0.03
GN Store Nord	DK	DKK	454	32,633	0.03
WuXi AppTec	CN	HKD	1,973	31,529	0.02
Hansoh Pharmaceutical Group	CN	HKD	6,921	30,970	0.02
Regeneron Pharmaceuticals	US	USD	57	30,785	0.02
China National Accord Medicines (B)	CN	HKD	10,501	29,905	0.02
Cigna	US	USD	179	29,810	0.02
Korian	FR	EUR	1,058	29,806	0.02
Genmab	DK	DKK	83	27,611	0.02
Interojo	KR	KRW	1,541	27,525	0.02
Ramsay Health Care	AU	AUD	628	27,522	0.02
Cooper	US	USD	83	26,551	0.02
AstraZeneca	GB	GBP	262	26,325	0.02
Evotec	DE	EUR	925	24,435	0.02
Sonova Holding	CH	CHF	100	23,760	0.02
Hoya	JP	JPY	207	23,390	0.02
LivaNova	GB	USD	435	21,769	0.02
Craneware	GB	GBP	948	19,089	0.01
Santen Pharmaceutical	JP	JPY	1,047	18,657	0.01
Nippon Shinyaku	JP	JPY	254	18,156	0.01
JMDC	JP	JPY	270	14,178	0.01
China National Accord Medicines	CN	CNY	1,090	8,104	0.01
MorphoSys	DE	EUR	77	7,868	0.01
Eiken Chemical	JP	JPY	393	7,520	0.01
Yestar International Holdings 6.90% 15/09/2021	KY	USD	7,591	2,980	0.00
Osprey Medical	US	AUD	132,701	1,865	0.00
				3,668,909	**2.87**
금융					
Amundi Physical Gold ETC	IE	USD	109,932	8,246,329	6.45
Hicl Infrastructure	GB	GBP	864,007	1,967,692	1.54
iShares Physical Silver ETC	IE	USD	57,027	1,300,216	1.02
Real Estate Credit Investments	GB	GBP	780,247	1,253,356	0.98
China Life Insurance (H)	CN	HKD	251,475	550,021	0.43
China Construction Bank (H)	CN	HKD	792,191	546,262	0.43
Industrial & Commercial Bank of China (H)	CN	HKD	743,315	422,284	0.33
Westpac Banking 0.366% FRN 27/11/2020 EMTN	AU	USD	345,536	345,572	0.27
Axis Bank	IN	INR	45,127	299,133	0.23
HDFC Bank	IN	INR	18,318	292,555	0.23
Aviva	GB	GBP	70,393	234,816	0.18
AIA Group	HK	HKD	21,935	208,788	0.16
China Merchants Bank (H)	CN	HKD	37,322	194,502	0.15
Agricultural Bank of China (H)	CN	HKD	532,902	180,083	0.14
Shinhan Financial Group	KR	KRW	6,070	164,743	0.13
Phoenix Group Holdings	GB	GBP	17,007	145,938	0.11
Shriram Transport Finance	IN	INR	15,172	141,892	0.11
Ping An Insurance Group (H)	CN	HKD	13,343	137,709	0.11
Prudential	GB	GBP	10,772	131,559	0.10
Commonwealth Bank of Australia	AU	AUD	2,665	129,323	0.10
Shriram City Union Finance	IN	INR	11,723	126,145	0.10
Legal & General Group	GB	GBP	51,718	123,812	0.10
Barclays	GB	GBP	76,711	105,894	0.08
AXA	FR	EUR	6,327	101,717	0.08
BFI Finance Indonesia	ID	IDR	3,530,012	91,678	0.07
Muthoot Finance	IN	INR	4,973	82,666	0.06
DNB	NO	NOK	6,058	81,762	0.06
Aruhi	JP	JPY	4,512	80,992	0.06
CITIC Securities (H)	CN	HKD	35,611	77,286	0.06
ABN AMRO Group	NL	EUR	9,225	75,724	0.06
Repco Home Finance	IN	INR	27,973	72,532	0.06
Chailease Holding	TW	TWD	14,297	69,637	0.05
China Minsheng Banking (H)	CN	HKD	124,484	68,133	0.05
Hyundai Marine & Fire Insurance	KR	KRW	3,259	67,138	0.05
Huatai Securities (H)	CN	HKD	39,717	64,344	0.05
DB Insurance	KR	KRW	1,639	64,076	0.05
United Overseas Bank	SG	SGD	4,549	63,483	0.05
ORIX	JP	JPY	5,265	61,614	0.05
Quilter	GB	GBP	38,791	61,408	0.05
China Cinda Asset Management (H)	CN	HKD	324,905	60,963	0.05
Korean Reinsurance	KR	KRW	9,143	59,969	0.05
VZ Holding	CH	CHF	711	59,705	0.05
LIC Housing Finance	IN	INR	15,459	59,007	0.05
Mega Financial Holding	TW	TWD	56,310	54,334	0.04
Muenchener Rueckversicherungs-Gesellschaft	DE	EUR	226	52,841	0.04
Intercontinental Exchange	US	USD	528	49,793	0.04
JPMorgan Chase	US	USD	462	44,771	0.03
Bank Rakyat Indonesia Persero	ID	IDR	191,282	43,257	0.03
Deutsche Boerse	DE	EUR	288	42,370	0.03
Just Group	GB	GBP	76,443	41,691	0.03
Kiwoom Securities	KR	KRW	450	41,087	0.03
Intermediate Capital Group	GB	GBP	2,680	40,654	0.03
Westpac Banking	AU	AUD	3,173	40,258	0.03
Natwest Group	GB	GBP	24,870	40,014	0.03
Van Lanschot Kempen	NL	EUR	1,985	39,779	0.03
Fortune Star 6.85% 02/07/2024	VG	USD	37,562	39,367	0.03
China International Capital (H)	CN	HKD	16,500	38,567	0.03
Morgan Stanley	US	USD	802	38,244	0.03
Euronext	NL	EUR	347	36,222	0.03
Shinhan Financial Group 5.875% VRN (Perpetual)	KR	USD	32,955	35,632	0.03
Bank of Georgia Group	GE	GBP	2,798	32,513	0.03
S&P Global	US	USD	100	32,443	0.03
Minkabu The Infonoid	JP	JPY	1,332	32,171	0.03
Banca Generali	IT	EUR	1,124	31,944	0.02
IG Group Holdings	GB	GBP	3,134	30,893	0.02
ASR Nederland	NL	EUR	995	30,267	0.02
Shriram Transport Finance 5.95% 24/10/2022 Reg S	IN	USD	30,656	29,908	0.02
Voya Financial	US	USD	611	29,032	0.02
HDFC Bank ADR	IN	USD	492	28,043	0.02
China Taiping Insurance Holdings	HK	HKD	18,361	27,726	0.02
Bank of East Asia 5.625% VRN (Perpetual)	HK	USD	27,401	27,709	0.02
Brooks Macdonald Group	GB	GBP	1,328	27,003	0.02
Vienna Ins. Group Wiener Versicherung Gruppe	AT	EUR	1,330	26,999	0.02
NN Group	NL	EUR	768	26,773	0.02
KBC Ancora	BE	EUR	914	25,877	0.02
TMB Bank 4.90% VRN (Perpetual) EMTN	TH	USD	26,846	25,436	0.02
Close Brothers Group	GB	GBP	1,671	23,316	0.02
Citigroup	US	USD	515	21,011	0.02
Bangkok Bank 5.00% VRN (Perpetual) Reg S	TH	USD	20,514	20,585	0.02
Societe Generale	FR	EUR	1,483	20,108	0.02
Kasikornbank PCL 3.343% VRN 02/10/2031 EMTN	TH	USD	19,995	19,619	0.02
Trian Investors 1	GB	GBP	14,267	19,406	0.02
Yes Bank Ifsc Banking UB 3.75% 06/02/2023 EMTN	IN	USD	19,625	19,058	0.01
Bank of East Asia 5.50% VRN (Perpetual) EMTN	HK	USD	18,514	18,510	0.01
Fortune Star 6.75% 02/07/2023	VG	USD	16,941	17,543	0.01
TBC Bank Group	GE	GBP	1,446	17,220	0.01

현재 투자종목 명세서서 2020년 10월 31일

	국가 코드	CCY	주식 또는 명목	시가(USD)	% 순자산
Draper Esprit	GB	GBP	2,182	17,132	0.01
XPS Pensions Group	GB	GBP	10,348	17,025	0.01
Sparebanken Vest	NO	NOK	2,593	16,561	0.01
Premier Miton Group	GB	GBP	11,499	16,385	0.01
M&G	GB	GBP	8,058	15,308	0.01
Sompo Holdings	JP	JPY	410	15,302	0.01
Vedanta Resources Fin. II 8.00% 23/04/2023 Reg S	GB	USD	20,995	13,175	0.01
Vedanta Resources Fin. II 9.25% 23/04/2026 Reg S	GB	USD	20,736	13,022	0.01
Fortune Star 5.25% 23/03/2022	VG	USD	12,219	12,280	0.01
Chong HING Bank 5.70% VRN (Perpetual) EMTN	HK	USD	10,553	10,521	0.01
Fortune Star 5.95% 19/10/2025	VG	USD	10,368	10,424	0.01
ANZ 6.75% VRN (Perpetual) Reg S	AU	USD	9,183	10,423	0.01
Mongolian Mortgage 9.75% 29/01/2022 Reg S	MN	USD	9,257	9,212	0.01
Xtrackers Euro Stoxx 50 UCITS ETF	LU	EUR	170	8,846	0.01
RKP Overseas Finance 2016 7.950% (Perpetual)	VG	USD	8,887	8,638	0.01
Tuspark Forward 7.95% 15/08/2021	VG	USD	14,441	8,087	0.01
Wealth Driven 5.50% 17/08/2023	VG	USD	7,776	7,840	0.01
Shriram Transport Finance 5.70% 27/02/2022 EMTN	IN	USD	7,113	6,989	0.01
Unigroup International Holdings 6.00% 10/12/2020	VG	USD	7,406	6,304	0.00
Secure Trust Bank	GB	GBP	611	5,955	0.00
Sumitomo Mitsui Fin. Group 2.142% 23/09/2030	JP	USD	5,184	5,096	0.00
Tuspark Forward 6.95% 18/06/2022	VG	USD	10,090	4,515	0.00
Pearl Holding III 9.50% 11/12/2022 Reg S	KY	USD	16,293	3,992	0.00
Fortune Star 5.95% 29/01/2023	VG	USD	3,610	3,675	0.00
Equitable Holdings	US	USD	96	2,046	0.00
Sherborne Investors Guernsey	GB	GBP	29,776	1,736	0.00
				20,302,941	15.87

부동산

	국가 코드	CCY	주식 또는 명목	시가(USD)	% 순자산
Vonovia	DE	EUR	19,916	1,271,992	0.99
GCP Student Living REIT	GB	GBP	876,675	1,271,971	0.99
Tritax EuroBox	GB	EUR	650,438	757,792	0.59
China Overseas Land & Investment	HK	HKD	126,146	316,752	0.25
China Resources Land	HK	HKD	67,743	276,981	0.22
ADO Properties (A)	DE	EUR	4,012	100,863	0.08
China SCE Group Holdings 7.375% 09/04/2024	KY	USD	94,330	96,930	0.08
Cromwell European REIT	SG	EUR	174,765	92,759	0.07
CLS Holdings	GB	GBP	35,221	90,433	0.07
Supalai	TH	THB	167,254	84,110	0.07
Mapletree Industrial Trust REIT	SG	SGD	32,591	72,662	0.06
Keppel DC REIT	SG	SGD	30,949	65,725	0.05
China Merchants Commercial REIT	HK	HKD	197,160	61,180	0.05
Keppel Pacific Oak US REIT	SG	USD	86,428	60,585	0.05
Shurgard Self Storage	LU	EUR	1,393	59,401	0.05
Goodman Group REIT	AU	AUD	4,401	56,925	0.04
Yuzhou Properties 7.375% 13/01/2026	KY	USD	53,321	51,462	0.04
Yango Justice International 9.25% 15/04/2023	HK	USD	45,216	47,303	0.04
Open House	JP	JPY	1,342	45,730	0.04
Ascendas India Trust	SG	SGD	47,804	45,556	0.04
China Evergrande Group 8.75% 28/06/2025	KY	USD	61,527	45,533	0.04
Link REIT	HK	HKD	5,783	44,131	0.03
Yuzhou Properties 8.30% 27/05/2025	KY	USD	42,953	43,696	0.03
Sunac China Holdings 6.50% 10/01/2025	KY	USD	40,083	38,580	0.03
RDI REIT	GB	GBP	31,126	35,806	0.03
CapitaLand	SG	SGD	18,860	35,509	0.03
Ronshine China Holdings 11.25% 22/08/2021	KY	USD	33,470	34,725	0.03
Yango Justice International 10.25% 18/03/2022	HK	USD	31,845	33,477	0.03
Redsun Properties Group 9.95% 11/04/2022	KY	USD	32,307	33,314	0.03
New Metro Global 6.80% 05/08/2023	VG	USD	31,971	33,156	0.03
Easy Tactic 9.125% 28/07/2022	VG	USD	34,807	32,979	0.03
China SCE Group Holdings 7.25% 19/04/2023	KY	USD	31,845	32,698	0.03
Sunac China Holdings 7.50% 01/02/2024	KY	USD	31,845	31,926	0.02
Urban & Civic	GB	GBP	11,692	31,051	0.02
Redsun Properties Group 9.70% 16/04/2023	KY	USD	30,178	31,047	0.02
Kaisa Group Holdings 11.50% 30/01/2023	KY	USD	29,971	30,343	0.02
City Developments	SG	SGD	6,426	29,856	0.02
KE Holdings ADR	CN	USD	428	29,838	0.02
Theta Capital 8.125% 22/01/2025	SG	USD	32,770	29,657	0.02
Yango Justice International 8.25% 25/11/2023	HK	USD	28,605	29,210	0.02
Sunac China Holdings 6.50% 09/07/2023	KY	USD	29,623	29,104	0.02
Sunac China Holdings 7.00% 09/07/2025	KY	USD	29,623	28,748	0.02
SM Prime Holdings	PH	PHP	41,181	28,674	0.02
Fantasia Holdings Group 15.00% 18/12/2021	KY	USD	26,568	28,560	0.02
Scenery Journey 11.50% 24/10/2022	VG	USD	33,400	28,388	0.02
KWG Group Holdings 7.40% 05/03/2024 EMTN	KY	USD	26,568	27,832	0.02
Shimao Property Holdings	HK	HKD	7,826	27,711	0.02
Fantasia Holdings Group 11.875% 01/06/2023	KY	USD	25,920	26,890	0.02
Seazen Group 6.45% 11/06/2022	KY	USD	25,920	26,421	0.02
Kaisa Group Holdings 8.50% 30/06/2022	KY	USD	26,661	26,061	0.02
China Aoyuan Group 8.50% 23/01/2022	KY	USD	24,902	25,587	0.02
Sino-Ocean Land Treasure III 4.90% VRN (Perpetual)	VG	USD	28,882	24,259	0.02
Kaisa Group Holdings 10.875% 23/07/2023	KY	USD	24,069	23,948	0.02
Agile Group Holdings 7.875% VRN (Perpetual)	KY	USD	23,143	23,693	0.02
Zhenro Properties Group 7.875% 14/04/2024	KY	USD	23,235	23,179	0.02
China South City Holdings 11.50% 12/02/2022	HK	USD	22,569	22,357	0.02
China Evergrande Group 11.50% 22/01/2023	KY	USD	26,661	22,327	0.02
RKPF Overseas 2019 A 6.70% 30/09/2024	VG	USD	21,384	22,139	0.02
Redsun Properties Group 10.50% 03/10/2022	KY	USD	20,810	21,667	0.02
KWG Group Holdings 7.875% 09/08/2021	KY	USD	20,736	21,244	0.02
CIFI Holdings Group 6.00% 16/07/2025	KY	USD	19,995	20,645	0.02
Seazen Group 6.00% 12/08/2024	KY	USD	20,366	20,621	0.02
China Evergrande Group 8.25% 23/03/2022	KY	USD	24,069	20,278	0.02
KWG Group Holdings 7.40% 13/01/2027	KY	USD	19,903	19,979	0.02
Ronshine China Holdings 6.75% 05/08/2024	KY	USD	19,995	19,793	0.02
China Aoyuan Group 6.35% 08/02/2024	KY	USD	19,255	19,593	0.02
Zhenro Properties Group 8.70% 03/08/2022	KY	USD	19,070	19,546	0.02
Yango Justice International 9.50% 03/04/2021	HK	USD	18,514	18,827	0.01
Kaisa Group Holdings 11.75% 26/02/2021	KY	USD	18,422	18,698	0.01
Yango Justice International 10.00% 12/02/2023	HK	USD	17,496	18,501	0.01
Urban Logistics REIT	GB	GBP	10,162	18,035	0.01
Kaisa Group Holdings 10.50% 15/01/2025	KY	USD	19,070	17,830	0.01
Relo Group	JP	JPY	734	17,628	0.01
Times China Holdings 7.625% 21/02/2022	KY	USD	17,126	17,489	0.01
China Evergrande Group 12.00% 22/01/2024	KY	USD	20,643	17,442	0.01
China Evergrande Group 6.25% 28/06/2021	KY	USD	18,514	17,283	0.01
Daibiru	JP	JPY	1,409	15,965	0.01
China Evergrande Group 9.50% 11/04/2022	KY	USD	18,514	15,830	0.01
Jababeka International 6.50% 05/10/2023 Reg S	NL	USD	18,514	15,692	0.01
KWG Group Holding 5.20% 21/09/2022	KY	USD	15,367	15,405	0.01
Sun Hung Kai Properties	HK	HKD	1,177	15,094	0.01
Yuzhou Properties 5.375% VRN (Perpetual)	KY	USD	15,645	15,057	0.01
China Aoyuan Group 7.95% 19/02/2023	KY	USD	13,460	14,182	0.01
Robinsons Land	PH	PHP	45,749	14,178	0.01
RKI Overseas Finance 2017 A 7.00% (Perpetual)	VG	USD	15,737	14,058	0.01
APL Realty Holdings Pte 5.95% 02/06/2024	SG	USD	19,762	13,706	0.01
Wanda Properties Overseas 6.875% 23/07/2023	VG	USD	13,882	13,604	0.01
Kaisa Group Holdings 9.375% 30/06/2024	KY	USD	14,737	13,391	0.01
Yango Justice International 6.80% 11/03/2021 EMTN	HK	USD	13,330	13,364	0.01
China South City Holdingss 10.875% 26/06/2022	HK	USD	13,608	13,319	0.01
Kaisa Group Holdings 11.25% 09/04/2022	KY	USD	12,405	12,684	0.01
Pakuwon Prima 5.00% 14/02/2024	SG	USD	12,405	12,623	0.01
LSL Property Services	GB	GBP	4,738	12,584	0.01
Jinke Properties Group 8.375% 20/06/2021	CN	USD	11,664	11,883	0.01
CIFI Holdings Group 5.50% 23/01/2022	KY	USD	11,109	11,275	0.01
Theta Capital 6.75% 31/10/2026	SG	USD	12,682	10,495	0.01
Redco Properties Group 8.50% 19/08/2021	KY	USD	10,368	10,342	0.01
Shimao Group Holdings 4.60% 13/07/2030	KY	USD	9,627	10,328	0.01
RKPF Overseas 2019 6.00% 04/09/2025	VG	USD	10,261	10,276	0.01
Country Garden Holdings 4.80% 06/08/2030	KY	USD	9,627	10,232	0.01
Times China Holdings 6.75% 08/07/2025	KY	USD	9,998	10,124	0.01
Greentown China Holdings 5.65% 13/07/2025	KY	USD	9,627	10,010	0.01
Greentown China Holdings 4.70% 29/04/2025	KY	USD	9,998	10,008	0.01
Wanda Properties International 7.25% 29/01/2024	VG	USD	9,627	9,472	0.01
Heiwa Real Estate	JP	JPY	323	9,448	0.01
Sunac China Holdings 7.875% 15/02/2022	KY	USD	9,257	9,419	0.01
KWG Group Holdings 7.875% 01/09/2023	KY	USD	8,887	9,342	0.01
Properties 9.875% 02/05/2021	KY	USD	8,979	9,047	0.01
Kaisa Group Holdings 6.75% 18/02/2021	KY	USD	9,005	9,017	0.01
Kaisa Group Holdings 9.75% 28/09/2023 Reg S	KY	USD	8,887	8,576	0.01
Easy Tactic 8.125% 27/02/2023	VG	USD	9,627	8,472	0.01
Zhenro 9.15% 06/05/2023 Reg S	KY	USD	7,591	7,875	0.01
Agile Group Holdings 8.375% VRN (Perpetual)	KY	USD	7,406	7,693	0.01
Country Garden Holdings 5.40% 27/05/2025	KY	USD	6,758	7,282	0.01
Ronshine China Holdings 8.95% 22/01/2023	KY	USD	7,035	7,264	0.01
Yida China Holdings 14.00% 27/03/2022	KY	USD	9,098	6,573	0.01
Zhenro Properties Group 8.65% 21/01/2023	KY	USD	6,387	6,547	0.01
China Evergrande Group 4.25% 14/02/2023	KY	HKD	51,840	6,233	0.00
China Aoyuan Group 7.50% 10/05/2021	KY	USD	5,554	5,624	0.00
CIFI Holdings Group 5.375% VRN (Perpetual)	KY	USD	5,554	5,534	0.00
Zhenro Properties Group 5.60% 28/02/2021	KY	USD	5,369	5,356	0.00
Jingrui Holdings 9.45% 23/04/2021	KY	USD	5,369	5,275	0.00
Lodha Developers International 14.00% 12/03/2023	MU	USD	5,554	5,165	0.00
Kaisa Group Holdings 11.95% 22/10/2022 Reg S	KY	USD	4,443	4,556	0.00
Times China Holdings 10.95% 27/11/2020	KY	USD	3,703	3,731	0.00
CIFI Holdings Group 5.375% VRN (Perpetual)	KY	USD	2,962	2,970	0.00
Zhenro Properties Group 9.80% 20/08/2021	KY	USD	2,592	2,657	0.00
Redco Properties Group 11.50% 08/12/2020	KY	USD	2,592	2,602	0.00
Champion Sincerity Holdings 8.125% VRN (Perpetual)	VG	USD	2,314	2,424	0.00
Cosmos Initia	JP	JPY	529	2,112	0.00
Shimao Services Holdings	CN	HKD	128	275	0.00
				6,940,871	5.43

정부

	국가 코드	CCY	주식 또는 명목	시가(USD)	% 순자산
Sri Lanka 7.55% 28/03/2030 Reg S	LK	USD	22,958	12,606	0.01
Sri Lanka 7.85% 14/03/2029 Reg S	LK	USD	22,699	12,484	0.01
Sri Lanka 6.20% 11/05/2027 Reg S	LK	USD	19,255	10,397	0.01
Sri Lanka 6.85% 14/03/2024 Reg S	LK	USD	7,776	4,433	0.00
Sri Lanka 6.35% 28/06/2024 Reg S	LK	USD	2,777	1,590	0.00
				41,510	0.03

현재 투자종목 명세서서 2020년 10월 31일

	국가 코드	CCY	주식 또는 명목	시가(USD)	% 순자산
폐쇄형 펀드					
International Public Partnerships	GB	GBP	794,470	1,729,049	1.35
Greencoat UK Wind Funds	GB	GBP	969,983	1,693,848	1.32
Starwood European Real Estate Finance	GB	GBP	790,050	875,067	0.68
Chenavari Toro Income Fund	GB	EUR	1,211,930	744,809	0.58
Axiom European Financial Debt Fund	GB	GBP	640,943	726,521	0.57
CVC Credit Partners European Opportunities	GB	GBP	495,047	600,265	0.47
TwentyFour Income Fund	GB	GBP	440,455	590,558	0.46
Owl Rock Capital	US	USD	35,312	400,438	0.31
KKV Secured Loan Fund	GB	GBP	1,383,857	237,535	0.19
KKV Secured Loan Fund C	GB	GBP	414,849	179,497	0.14
Oakley Capital Investments Fund	BM	GBP	16,789	55,351	0.04
Gemfields Group	GB	ZAR	262,499	20,206	0.02
Electra Private Equity	GB	GBP	2,689	6,097	0.00
Keystone Investment Trust	GB	GBP	1,065	3,393	0.00
				7,862,634	**6.15**
개방형 펀드					
Assenagon Alpha Volatility	LU	EUR	4,140	5,753,786	4.50
Fidelity ILF - The US Dollar Fund - A-ACC-USD	IE	USD	35	628,340	0.49
Fidelity ILF - The Euro Fund - A-ACC-EUR	IE	EUR	6	98,990	0.08
Fidelity ILF - The Sterling Fund - A-ACC-GBP	IE	GBP	1	64	0.00
				6,481,180	**5.07**
주식 연계 채권					
HSBC (Hangzhou Hikvision Digital (A)) ELN 08/2021	CN	USD	19,475	130,872	0.10
HSBC (China Nat'l. Accord Med (A)) ELN 15/10/2021	CN	USD	4,356	32,383	0.03
HSBC (China (S) Publish & Med (A)) ELN 23/11/2022	CN	USD	12,139	19,038	0.01
UBS (Focus Media Info. Tech (A)) ELN 10/03/2021	CN	USD	207	289	0.00
				182,582	**0.14**
커뮤니케이션 서비스					
China Mobile	HK	HKD	111,184	680,060	0.53
HKBN	HK	HKD	56,370	97,529	0.08
Vodafone Group	GB	GBP	60,778	81,097	0.06
T-Mobile US	US	USD	614	66,680	0.05
LG Uplus	KR	KRW	5,911	57,853	0.05
Telstra	AU	AUD	29,505	55,538	0.04
Far EasTone Telecommunications	TW	TWD	24,092	50,584	0.04
Infrastrutture Wireless Italiane	IT	EUR	4,315	46,654	0.04
China Unicom	HK	HKD	70,415	43,327	0.03
Tele2	SE	SEK	3,634	43,150	0.03
HKT Trust and HKT	HK	HKD	31,736	41,040	0.03
Cathay Media And Education Group	CN	HKD	72,755	38,166	0.03
Dialog Axiata	LK	LKR	623,467	36,535	0.03
Daiichikosho	JP	JPY	918	31,440	0.02
Swisscom	CH	CHF	58	29,450	0.02
Zegona Communications	GB	GBP	20,069	28,858	0.02
NetLink NBN Trust	SG	SGD	40,141	28,249	0.02
NOS SGPS	PT	EUR	6,744	23,164	0.02
Hutchison Telecommunications Hong Kong Holdings	HK	HKD	141,511	21,202	0.02
Shemaroo Entertainment	IN	INR	27,384	20,263	0.02
SoftBank Group 5.125% 19/09/2027	JP	USD	18,559	18,793	0.01
Pebble Group	GB	GBP	17,088	15,717	0.01
SoftBank Group 6.00% VRN (Perpetual)	JP	USD	15,922	14,784	0.01
Hellenic Telecommunications Organization	GR	EUR	848	11,277	0.01
Bharti Airtel 1.50% 17/02/2025 Reg S	IN	USD	9,257	10,243	0.01
Axiata SPV5 3.064% 19/08/2050 EMTN	MY	USD	7,250	6,964	0.01
Dr Peng Holding HongKong 7.55% 01/12/2021	HK	USD	9,317	6,452	0.01
SoftBank Group 6.125% 20/04/2025	JP	USD	3,155	3,376	0.00
SoftBank Group 6.25% 15/04/2028	JP	USD	2,673	2,905	0.00
				1,611,350	**1.26**
증권 자격 취득 또는 기타 통제 된 시장 에서 죽음을 맞게					
유틸리티					
Greenko Dutch 5.25% 24/07/2024 Reg S	NL	USD	46,804	48,169	0.04
				48,169	**0.04**
소재					
Vidrala	ES	EUR	448	42,808	0.03
Vidrala (BR) RTS 05/11/2020	ES	EUR	459	2,192	0.00
				45,000	**0.04**
산업재					
Vietnam Engine & Argicultural Machinery	VN	VND	34,491	62,785	0.05
Irish Continental Group	IE	EUR	10,691	39,112	0.03
Applus Services	ES	EUR	4,125	32,318	0.03
Ryanair Holdings	IE	EUR	1,984	27,330	0.02
Ferrovial	ES	EUR	1,179	25,520	0.02
Hokkaido Chuo Bus	JP	JPY	16	529	0.00
				187,594	**0.15**
정보 기술					
Taiwan Union Technology	TW	TWD	29,248	97,522	0.08
Amadeus IT Group	ES	EUR	234	11,182	0.01
				108,704	**0.08**
소비재					
Industria de Diseno Textil	ES	EUR	3,609	89,097	0.07
Glenveagh Properties	IE	EUR	101,858	87,222	0.07
Wynn Macau 5.125% 15/12/2029 Reg S	KY	USD	48,045	44,552	0.03
Melco Resorts Finance 5.625% 17/07/2027 Reg S	KY	USD	35,529	36,147	0.03
Dalata Hotel Group	IE	EUR	8,534	24,062	0.02
Applegreen	IE	EUR	6,599	21,836	0.02
				302,916	**0.24**
소비재					
Quang Ngai Sugar	VN	VND	40,829	56,006	0.04
				56,006	**0.04**
건강					
Korian RTS 26/10/2020	FR	EUR	1,058	3,069	0.00
				3,069	**0.00**
금융					
China Development Bank 4.88% 09/02/2028	CN	CNY	6,253,693	1,005,417	0.79
China Development Bank 3.05% 25/08/2026	CN	CNY	2,800,161	404,575	0.32
China Development Bank 3.68% 26/02/2026	CN	CNY	2,053,451	308,885	0.24
China Development Bank 3.65% 21/05/2029	CN	CNY	840,048	124,605	0.10
BNP Paribas 5.00% 15/01/2021	FR	USD	69,107	69,772	0.05
Bangkok Bank 3.733% VRN 25/09/2034 Reg S	TH	USD	49,989	49,110	0.04
China Development Bank 4.24% 24/08/2027	CN	CNY	280,016	43,527	0.03
China Development Bank 3.18% 05/04/2026	CN	CNY	280,016	41,166	0.03
China Development Bank 3.80% 25/01/2036	CN	CNY	280,016	41,028	0.03
Kaspi KZ	KZ	USD	855	36,728	0.03
QBE Insurance Group 5.875% VRN (Perpetual) Reg S	AU	USD	13,145	14,065	0.01
Westpac Banking 5.00% VRN (Perpetual)	AU	USD	8,480	8,594	0.01
QBE Insurance Group 5.875% VRN (Perpetual) 144A	AU	USD	1,666	1,783	0.00
				2,149,255	**1.68**
부동산					
Agile Group Holdings 5.75% 02/01/2025 Reg S	KY	USD	20,736	20,684	0.02
Yuzhou Properties 8.375% 30/10/2024	KY	USD	18,514	19,229	0.02
China Evergrande Group 8.90% 24/05/2021	KY	USD	10,183	9,747	0.01
Yuzhou Properties 8.50% 26/02/2024	KY	USD	5,832	6,080	0.00
				55,740	**0.04**
정부					
China 2.90% 05/05/2026	CN	CNY	3,080,177	455,979	0.36
China 3.54% 16/08/2028	CN	CNY	2,240,129	342,209	0.27
China 3.25% 06/06/2026	CN	CNY	1,400,081	210,939	0.16
China 3.12% 05/12/2026	CN	CNY	1,306,742	194,739	0.15
China 3.29% 23/05/2029	CN	CNY	1,213,403	182,348	0.14
China 2.74% 04/08/2026	CN	CNY	1,213,403	178,183	0.14
China 3.86% 22/07/2049	CN	CNY	933,387	139,203	0.11
China 3.39% 16/03/2050	CN	CNY	840,048	114,829	0.09
China 3.97% 23/07/2048	CN	CNY	653,371	99,113	0.08
China 2.85% 04/06/2027	CN	CNY	653,371	95,328	0.07
China 3.59% 03/08/2027	CN	CNY	466,694	71,562	0.06
China 3.52% 04/05/2027	CN	CNY	280,016	42,619	0.03
China 3.52% 25/04/2046	CN	CNY	93,339	13,237	0.01
				2,140,288	**1.67**
주식 연계 채권					
UBS (Anhui Heli (A)) ELN 21/01/2022	CN	USD	46,256	97,483	0.08
				97,483	**0.08**
커뮤니케이션 서비스					
Cellnex Telecom	ES	EUR	760	48,818	0.04
Euskaltel	ES	EUR	3,690	35,122	0.03
				83,940	**0.07**
금융 상품					
Jyske Bank CP 0.23% 06/11/2020	DK	USD	552,858	552,840	0.43
Rentenbank CP 0.1975% 11/01/2021	DE	USD	552,858	552,717	0.43
Expt Imp Bank CP 0.18% 13/01/2021	KR	USD	552,858	552,683	0.43
Agence Centrale CP 0.265% 01/04/2021	FR	USD	552,858	552,253	0.43
MUFG Bank CD 0.23% 06/01/2021	JP	USD	483,751	483,800	0.38
Commonwealth Bank Aus VCD 0.00% 16/11/2020	AU	USD	414,644	414,679	0.32

현재 투자종목 명세서서 2020년 10월 31일

	국가 코드	CCY	주식 또는 명목	시가(USD)	% 순자산
Swedbank CP 0.50% 06/11/2020	SE	USD	414,644	414,636	0.32
Expt Imp Bank CP 0.21% 23/11/2020	KR	USD	414,644	414,608	0.32
Agence Centrale CP 0.26% 15/01/2021	FR	USD	414,644	414,483	0.32
United Bank CP 0.21% 22/02/2021	SG	USD	414,644	414,383	0.32
MUFG Bank CD 0.21% 03/12/2020	JP	USD	345,536	345,561	0.27
Sumi Trust Bank CD 0.00% 06/11/2020	JP	USD	345,536	345,528	0.27
Western Australia Treasury CP 0.19% 22/01/2021	AU	USD	345,536	345,410	0.27
Toyota Motor Finance CP 0.23% 21/01/2021	NL	USD	345,536	345,386	0.27
HSBC UK Bank CP 0.22% 22/01/2021	GB	USD	345,536	345,382	0.27
KBC Bank CD 0.00% 18/12/2020	BE	USD	276,429	276,642	0.22
National Aus Bank CD 0.70% 02/11/2020	AU	USD	276,429	276,443	0.22
Sumi Trust Bank CD 0.00% 03/11/2020	JP	USD	276,429	276,425	0.22
HSBC CP 0.67% 04/11/2020	FR	USD	276,429	276,425	0.22
SMBC Brussels CP 0.24% 06/11/2020	BE	USD	276,429	276,422	0.22
Expt Imp Bank CP 0.21% 20/11/2020	KR	USD	276,429	276,408	0.22
Treasury Victoria CP 0.18% 18/11/2020	AU	USD	276,429	276,400	0.22
KfW (UGTD) CP 0.305% 04/01/2021	DE	USD	276,429	276,384	0.22
KBC Bank CD 0.00% 08/12/2020	BE	USD	276,429	276,381	0.22
MUFG Bank CD 0.00% 14/12/2020	JP	USD	276,429	276,379	0.22
KBC Bank CD 0.00% 14/12/2020	BE	USD	276,429	276,374	0.22
KBC Bank CD 0.00% 21/12/2020	BE	USD	276,429	276,365	0.22
Agence Centrale CP 0.315% 04/01/2021	FR	USD	276,429	276,358	0.22
Mizuho Bank CD 0.00% 15/12/2020	JP	USD	276,429	276,356	0.22
Kommun Sverige CP 0.28% 15/01/2021	SE	USD	276,429	276,356	0.22
Austria CP 0.00% 15/01/2021	AT	USD	276,429	276,339	0.22
Korea Development Bank CP 0.22% 06/01/2021	KR	USD	276,429	276,324	0.22
Temasek Finance CP 0.20% 04/02/2021	SG	USD	276,429	276,308	0.22
Landeskreditbank CP 0.20% 11/02/2021	DE	USD	276,429	276,283	0.22
Landeskreditbank CP 0.20% 12/02/2021	DE	USD	276,429	276,281	0.22
Sumi Trust Bank CD 0.00% 28/01/2021	JP	USD	276,429	276,277	0.22
HSBC CP 0.36% 08/02/2021	GB	USD	276,429	276,263	0.22
Mizuho Bank CD 0.00% 04/02/2021	JP	USD	276,429	276,253	0.22
United Bank CP 0.20% 26/02/2021	SG	USD	276,429	276,247	0.22
Finland CP 0.00% 17/03/2021	FI	USD	276,429	276,234	0.22
Treasury Victoria CP 0.22% 18/03/2021	AU	USD	276,429	276,213	0.22
Austria CD 0.00% 06/04/2021	AT	USD	276,429	276,211	0.22
National Aus Bank CD 0.00% 16/04/2021	AU	USD	276,429	276,179	0.22
United Bank CP 0.23% 19/04/2021	SG	USD	276,429	276,154	0.22
Swedbank CP 0.2275% 15/04/2021	SE	USD	276,429	276,129	0.22
Rabobank CP 0.23% 29/04/2021	NL	USD	276,429	276,111	0.22
Dexia Credit Local CP 0.32% 01/12/2020	FR	USD	269,518	269,480	0.21
Mizuho Bank CD 0.00% 09/11/2020	JP	USD	207,322	207,311	0.16
TD Bank CD 0.00% 18/12/2020	GB	USD	207,322	207,282	0.16
Sumi Trust Bank CD 0.00% 16/12/2020	JP	USD	207,322	207,282	0.16
Dexia Credit Local CP 0.30% 22/12/2020	FR	USD	207,322	207,273	0.16
HSBC CP 0.24% 06/04/2021	GB	USD	207,322	207,110	0.16
SMBC Brussels CP 0.22% 12/11/2020	BE	USD	193,500	193,491	0.15
Allianz CP 0.31% 07/01/2021	DE	USD	193,500	193,437	0.15
Korea Development Bank CP 0.21% 06/01/2021	KR	USD	165,857	165,794	0.13
United Bank CP 0.23% 22/04/2021	SG	USD	152,036	151,881	0.12
Goldman Sachs CD 0.35% 11/01/2021	GB	USD	138,215	138,261	0.11
Goldman Sachs CD 0.265% 08/02/2021	GB	USD	138,215	138,235	0.11
Goldman Sachs CD 0.32% 07/05/2021	GB	USD	138,215	138,232	0.11
KDB Bank CD 0.00% 06/11/2020	KR	USD	138,215	138,210	0.11
Swedbank CP 0.318% 04/12/2020	SE	USD	138,215	138,201	0.11
Mizuho Bank CD 0.00% 20/11/2020	JP	USD	138,215	138,200	0.11
Allianz CP 0.23% 26/02/2021	DE	USD	138,215	138,119	0.11
Mizuho Bank CD 0.00% 29/01/2021	GB	USD	138,215	138,117	0.11
Finland CP 0.00% 17/03/2021	FI	USD	138,215	138,117	0.11
Korea Development Bank CP 0.21% 04/12/2020	KR	USD	103,661	103,643	0.08
Goldman Sachs CD 1.055% 30/04/2021	GB	USD	96,750	97,123	0.08
Goldman Sachs CD 1.05% 04/02/2021	GB	USD	96,750	96,970	0.08
Goldman Sachs CD 0.965% 04/11/2020	GB	USD	96,750	96,761	0.08
				18,847,013	14.73

목록에 없음

소재

China Metal Recycling Holdings*	HK	HKD	996	0	0.00
				0	0.00

산업재

Blue Skyview 15.758% VRN (Perpetual) (Defaulted)	VG	USD	13,608	3,427	0.00
Jain Int'l Trading 7.125% 01/02/2022 (Defaulted)	NL	USD	8,517	1,661	0.00
				5,088	0.00

정보 기술

Nuoxi Capital 5.35% 24/01/2023 (Defaulted)	VG	USD	11,201	1,120	0.00
DBA Telecommunication Asia Holdings*	HK	HKD	3,972	0	0.00
				1,120	0.00

소비재

Top Wise Excellence 6.00% 16/03/2020 (Defaulted)	VG	USD	13,053	1,416	0.00
				1,416	0.00

건강

JHL Biotech*	KY	TWD	12,523	20,577	0.02
Chime Biologics*	VG	USD	12,523	4,734	0.00
				25,311	0.02

금융

Tianjin State-OCI. & Management. 1.60% 17/12/2039*	CN	USD	21,606	4,429	0.00
Yihua Overseas Invest. 8.50% 23/10/2020 (Defaulted)	VG	USD	9,998	800	0.00
Highbridge Multi Strategy Fund*	GB	GBP	540,556	7	0.00
				5,236	0.00

부동산

Modernland Overseas Pte 6.95% 13/04/2024	SG	USD	8,887	3,595	0.00
JGC Ventures 10.75% 30/08/2021 (Defaulted)	SG	USD	7,961	3,264	0.00
				6,859	0.01

폐쇄형 펀드

Marwyn Value Investors*	GB	GBP	2,850	4,431	0.00
				4,431	0.00

단주	(4)	(0.00)
총 투자 (비용 USD 112,473,007)	107,983,978	84.41

예금

DZ Bank TD 0.08% 02/11/2020	DE	USD	2,363,547	2,363,547	1.85
Bred Banque TD 0.11% 02/11/2020	FR	USD	2,118,636	2,118,636	1.66
Barclays Bank TD 0.05% 02/11/2020	GB	USD	1,923,696	1,923,696	1.50
KBC Bank TD 0.08% 02/11/2020	BE	USD	1,382,145	1,382,145	1.08
				7,788,024	6.09
(예금 포함) 총 투자				115,772,002	90.49

차액 거래 계약

	CCY	기본 노출	미실현 이익 / (손실) USD	% 순자산
Halfords Group (HSBC)	GBP	43,171	1,279	0.00
AIB Group (GB) (JPLS)	EUR	15,923	52	0.00
Tripadvisor (UBS)	USD	5,788	(546)	(0.00)
Fidelity National Information Services Svcs (GS)	USD	17,354	(1,139)	(0.00)
CRH (IE) (JPLS)	EUR	34,743	(2,367)	(0.00)
Legal & General Group (HSBC)	GBP	171,496	(6,672)	(0.01)
Sanofi (UBS)	EUR	94,761	(7,663)	(0.01)
전 세계 Generics (GS)	USD	1,904,954	(11,800)	(0.01)
Stoxx Europe 600 Telecommunications (HSBC)	EUR	1,713,252	(78,982)	(0.06)
Stoxx Europe 600 Automobi (JPLS)	EUR	2,148,297	(99,830)	(0.08)
MSCI Daily Trust World Gros (UBS)	USD	1,835,811	(138,263)	(0.11)
Arca Gold Minerals (HSBC)	USD	3,375,227	(245,620)	(0.19)
			(591,551)	(0.46)

선물환 계약

	기본 노출 USD	미실현 이익 / (손실) USD	% 순자산
구입 USD 판매 GBP 에 1.32877 11/12/2020	13,885,184	353,128	0.28
구입 USD 판매 EUR 에 1.18755 11/12/2020	6,195,093	113,929	0.09
구입 USD 판매 EUR 에 1.17825 13/11/2020	5,944,420	66,021	0.05
구입 CLP 판매 USD 에 794.86983 22/01/2021	1,978,861	55,093	0.04
구입 USD 판매 INR 에 0.01350 22/01/2021	2,544,491	39,564	0.03
구입 USD 판매 EUR 에 1.17489 22/01/2021	4,417,429	28,362	0.02
구입 JPY 판매 USD 에 105.14479 22/01/2021	2,490,252	16,879	0.01
구입 USD 판매 AUD 에 0.70895 22/01/2021	1,917,196	15,414	0.01
구입 USD 판매 CHF 에 1.09731 22/01/2021	4,804,999	13,297	0.01
구입 PHP 판매 USD 에 48.96100 22/01/2021	1,736,750	11,702	0.01
구입 USD 판매 EUR 에 1.18714 22/01/2021	402,752	6,811	0.01
구입 USD 판매 EUR 에 1.18538 22/01/2021	361,893	5,575	0.00
구입 USD 판매 SGD 에 0.73619 22/01/2021	581,465	3,069	0.00

현재 투자종목 명세서서 2020년 10월 31일

	기본 노출 USD	미실현 이익 / (손실) USD	% 순자산
구입 USD 판매 HKD 에 0.12898 22/01/2021	12,528,014	2,840	0.00
구입 USD 판매 IDR 에 0.00007 22/01/2021	883,806	1,790	0.00
구입 SEK 판매 EUR 에 10.41988 16/11/2020	255,920	1,534	0.00
구입 CHF 판매 EUR 에 1.07699 16/11/2020	119,661	1,077	0.00
구입 USD 판매 EUR 에 1.18249 16/11/2020	69,103	1,015	0.00
구입 USD 판매 CLP 에 0.00130 22/01/2021	94,510	152	0.00
구입 CNY 판매 USD 에 6.78220 19/01/2021	19,431	144	0.00
구입 KRW 판매 USD 에 1168.68000 04/01/2021	4,594	133	0.00
구입 SEK 판매 USD 에 9.01063 04/01/2021	4,830	71	0.00
구입 USD 판매 EUR 에 1.18162 16/11/2020	3,257	45	0.00
구입 SGD 판매 USD 에 1.37102 04/01/2021	4,562	18	0.00
구입 USD 판매 EUR 에 1.17954 16/11/2020	886	11	0.00
구입 USD 판매 EUR 에 1.17357 16/11/2020	1,001	7	0.00
구입 USD 판매 EUR 에 1.17260 16/11/2020	986	6	0.00
구입 EUR 판매 USD 에 0.85601 16/11/2020	934	(2)	(0.00)
구입 EUR 판매 USD 에 0.85197 16/11/2020	860	(6)	(0.00)
구입 EUR 판매 USD 에 0.85007 16/11/2020	1,308	(12)	(0.00)
구입 EUR 판매 USD 에 0.85446 04/01/2021	4,659	(13)	(0.00)
구입 EUR 판매 USD 에 0.85750 11/12/2020	277,493	(18)	(0.00)
구입 EUR 판매 USD 에 0.84759 16/11/2020	1,467	(18)	(0.00)
구입 USD 판매 PHP 에 0.02058 16/11/2020	10,608	(27)	(0.00)
구입 EUR 판매 USD 에 0.85062 16/11/2020	3,241	(28)	(0.00)
구입 USD 판매 PHP 에 0.02055 16/11/2020	9,010	(35)	(0.00)
구입 USD 판매 PHP 에 0.02052 16/11/2020	6,610	(36)	(0.00)
구입 USD 판매 PHP 에 0.02063 16/11/2020	157,572	(49)	(0.00)
구입 EUR 판매 USD 에 0.84583 16/11/2020	9,059	(129)	(0.00)
구입 EUR 판매 USD 에 0.85327 11/12/2020	116,240	(581)	(0.00)
구입 GBP 판매 USD 에 0.77019 11/12/2020	327,315	(646)	(0.00)
구입 EUR 판매 USD 에 0.85575 11/12/2020	341,039	(718)	(0.00)
구입 EUR 판매 USD 에 0.84950 11/12/2020	113,713	(1,068)	(0.00)
구입 EUR 판매 USD 에 0.84801 11/12/2020	143,434	(1,596)	(0.00)
구입 EUR 판매 USD 에 0.85096 11/12/2020	227,878	(1,752)	(0.00)
구입 GBP 판매 USD 에 0.76768 11/12/2020	383,317	(2,006)	(0.00)
구입 NOK 판매 EUR 에 10.85198 16/11/2020	90,415	(2,129)	(0.00)
구입 EUR 판매 USD 에 0.84431 11/12/2020	156,253	(2,414)	(0.00)
구입 GBP 판매 USD 에 0.75998 11/12/2020	168,363	(2,560)	(0.00)
구입 EUR 판매 USD 에 0.84807 11/12/2020	252,750	(2,795)	(0.00)
구입 EUR 판매 GBP 에 1.09720 16/11/2020	220,475	(2,876)	(0.00)
구입 EUR 판매 USD 에 0.84508 13/11/2020	202,587	(3,084)	(0.00)
구입 USD 판매 CNY 에 0.14838 22/01/2021	5,190,376	(4,383)	(0.00)
구입 EUR 판매 USD 에 0.84104 11/12/2020	248,719	(4,791)	(0.00)
구입 SEK 판매 USD 에 8.84079 22/01/2021	1,209,394	(5,240)	(0.00)
구입 USD 판매 THB 에 0.03200 22/01/2021	3,106,616	(7,521)	(0.01)
구입 USD 판매 KRW 에 0.00087 22/01/2021	2,083,942	(14,608)	(0.01)
구입 USD 판매 TWD 에 0.03545 22/01/2021	3,797,587	(25,777)	(0.02)
구입 USD 판매 GBP 에 1.29118 22/01/2021	8,513,836	(33,365)	(0.03)
		617,404	0.48
A-ACC 주식 (EUR) (EUR/USD 헤지)			
구입 EUR 판매 USD 에 0.85319 24/11/2020	15,839,300	(87,647)	(0.07)
		(87,647)	(0.07)
AEON E-ACC 주식 (GBP) (GBP/USD 헤지)			
구입 GBP 판매 USD 에 0.77325 24/11/2020	215,453	397	0.00
구입 USD 판매 GBP 에 1.29709 24/11/2020	9,458	11	0.00
		408	0.00
D-ACC 주식 (EUR) (EUR/USD 헤지)			
구입 EUR 판매 USD 에 0.85314 24/11/2020	184,261	(1,030)	(0.00)
		(1,030)	(0.00)
E-ACC 주식 (EUR) (EUR/USD 헤지)			
구입 EUR 판매 USD 에 0.85319 24/11/2020	12,866,216	(71,195)	(0.06)
		(71,195)	(0.06)
Vermoegens. Def A Shares (EUR) (EUR/USD hedged)			
구입 EUR 판매 USD 에 0.85334 24/11/2020	185,507	(995)	(0.00)
		(995)	(0.00)
Y-ACC 주식 (EUR) (EUR/USD 헤지)			
구입 EUR 판매 USD 에 0.85319 24/11/2020	14,771,657	(81,739)	(0.06)
		(81,739)	(0.06)
Y-ACC 주식 (GBP) (GBP/USD 헤지)			
구입 GBP 판매 USD 에 0.77325 24/11/2020	409,051	753	0.00
		753	0.00

	CCY	기본 노출	미실현 이익 / (손실) USD	% 순자산
선물				
Euro Stoxx 50 Index Future 18/12/2020	EUR	(10,222,620)	1,177,583	0.92
FTSE 100 Index Future 18/12/2020	GBP	(4,418,002)	447,182	0.35
Dax Index Future 18/12/2020	EUR	(4,914,700)	408,976	0.32
S&P 500 Emini Index Future 18/12/2020	USD	(4,385,475)	98,449	0.08
E-Mini Russ 1000 Index Future 18/12/2020	USD	(2,622,625)	80,452	0.06
FTSE 250 Index Future 18/12/2020	GBP	(1,782,113)	46,900	0.04
XAV Healthcare Index Future 18/12/2020	USD	(1,429,260)	41,413	0.03
MSCI Pacific Index Future 18/12/2020	USD	(301,375)	8,554	0.01
US Treasury Note 2 Year Bond Future 31/12/2020	USD	34,892,075	2,895	0.00
MSCI Emg Mkt Index Future 18/12/2020	USD	(439,360)	384	0.00
US Treasury Note 5 Year Bond Future 31/12/2020	USD	(2,325)	5	0.00
Nikkei 225 Index Future 10/12/2020	JPY	(23,090,000)	(546)	(0.00)
US Ultra Bond Future 21/12/2020	USD	20,708	(781)	(0.00)
US Treasury Note 10 Year Bond Future 21/12/2020	USD	7,486,154	(36,565)	(0.03)
미국 10 년 Ultra Bond Future 21/12/2020	USD	4,557,532	(66,135)	(0.05)
Euro-Bund Bond Future 08/12/2020	EUR	(4,403,750)	(75,759)	(0.06)
E-Mini Russ 1000 Index Future 18/12/2020	USD	2,395,470	(79,621)	(0.06)
Stoxx 600 Bas Index Future 18/12/2020	EUR	1,014,685	(113,535)	(0.09)
Emini Energy Select Sector Index Future 18/12/2020	USD	987,020	(141,846)	(0.11)
E-Mini Russ 2000 Index Future 18/12/2020	USD	(5,389,301)	(160,070)	(0.13)
Stoxx 600 Oil Index Future 18/12/2020	EUR	1,014,975	(175,868)	(0.14)
MSCI China Free Index Future 18/12/2020	USD	(3,590,080)	(186,703)	(0.15)
Euro Stoxx Bank Index Future 18/12/2020	EUR	1,953,445	(340,504)	(0.27)
			934,860	0.73
기타 자산 및 부채			11,443,887	8.95
순자산			127,935,157	100.00

지역별 배분

국가	국가 코드	% 순자산
영국	GB	19.71
중국	CN	11.29
아일랜드	IE	9.86
일본	JP	7.02
독일	DE	5.13
룩셈부르크	LU	4.67
프랑스	FR	4.12
홍콩	HK	3.43
한국	KR	3.22
호주	AU	3.09
벨기에	BE	2.36
인도	IN	2.22
미국	US	1.90
싱가포르	SG	1.88
네덜란드	NL	1.61
케이맨 제도	KY	1.31
대만	TW	1.29
스웨덴	SE	1.27
인도네시아	ID	0.81
스위스	CH	0.61
덴마크	DK	0.59
오스트리아	AT	0.53
핀란드	FI	0.42
버진 아일랜드 (영국령)	VG	0.37
필리핀	PH	0.31
스페인	ES	0.26
태국	TH	0.21
노르웨이	NO	0.17
스리랑카	LK	0.16
모리셔스	MU	0.12
베트남	VN	0.09
이탈리아	IT	0.09
버뮤다	BM	0.08
모나코	MC	0.05
그루지야	GE	0.04
뉴질랜드	NZ	0.04
남아프리카 공화국	ZA	0.03
카자흐스탄	KZ	0.03
키프로스	CY	0.02
이스라엘	IL	0.02
포르투갈	PT	0.02
그리스	GR	0.01
초 국가	SU	0.01
몽골리아	MN	0.01
말레이시아	MY	0.01
현금 및 기타 순자산		9.50

Global Multi Asset Tactical Moderate Fund [4]

현재 투자종목 명세서서 2020년 10월 31일

공인된 주식 또는 공식 증권거래소에서 거래됨

에너지

	국가 코드	CCY	주식 또는 명목	시가(USD)	% 순자산
CNOOC	CN	HKD	576,803	526,021	0.25
Sinopec Kantons Holdings	HK	HKD	843,682	305,185	0.14
China Shenhua Energy (H)	CN	HKD	136,012	235,598	0.11
China Petroleum & Chemical (H)	CN	HKD	581,379	226,673	0.11
Senex Energy	AU	AUD	878,448	182,242	0.09
Cooper Energy	AU	AUD	522,704	115,670	0.05
PetroChina (H)	CN	HKD	407,815	114,326	0.05
Medco Bell Pte 6.375% 30/01/2027 Reg S	SG	USD	102,127	90,434	0.04
Pertamina Persero 4.15% 25/02/2060 Reg S	ID	USD	81,742	81,520	0.04
Medco Oak Tree Pte 7.375% 14/05/2026 Reg S	SG	USD	75,433	73,337	0.03
Equinor	NO	NOK	4,714	59,945	0.03
Origin Energy	AU	AUD	20,838	58,518	0.03
Periama Holdings 5.95% 19/04/2026	US	USD	44,491	44,602	0.02
Indika Energy Capital 8.25% 22/10/2025 Reg S	SG	USD	44,491	44,477	0.02
Puma Int'l Fin. 5.125% 06/10/2024 Reg S	LU	USD	50,226	42,705	0.02
Adaro Indonesia 4.25% 31/10/2024 Reg S	ID	USD	33,732	33,606	0.02
Cairn Energy	GB	GBP	17,772	32,001	0.02
China Oilfield Services (H)	CN	HKD	48,267	29,115	0.01
HPCL-Mittal Energy 5.25% 28/04/2027	IN	USD	24,268	24,740	0.01
ABM Investama 7.125% 01/08/2022 Reg S	ID	USD	37,615	24,543	0.01
Mongolian Mining 9.25% 15/04/2024 Reg S	SU	USD	28,312	23,070	0.01
Puma Int'l Fin. 5.00% 24/01/2026 Reg S	LU	USD	25,077	20,779	0.01
SBM Offshore	NL	EUR	1,235	19,906	0.01
Thaioil Treasury Centre 3.75% 18/06/2050 Reg S	TH	USD	17,190	15,904	0.01
Thaioil Treasury Centre 4.875% 23/01/2043 Reg S	TH	USD	13,145	14,494	0.01
Kosmos Energy	US	GBP	12,965	13,814	0.01
Wentworth Resources	GB	GBP	54,540	12,188	0.01
Denbury	US	USD	335	5,484	0.00
				2,470,897	**1.17**

유틸리티

	국가 코드	CCY	주식 또는 명목	시가(USD)	% 순자산
Greencoat Renewables	IE	EUR	1,871,696	2,551,324	1.20
US Solar Fund	GB	USD	2,122,704	2,096,170	0.99
Renewables Infrastructure Group	GB	GBP	481,882	843,992	0.40
Power Grid Corporation of (India)	IN	INR	311,826	718,591	0.34
PTC India	IN	INR	578,989	366,570	0.17
Cikarang Listrindo	ID	IDR	8,686,903	354,445	0.17
Guangdong Investment	HK	HKD	133,764	198,374	0.09
ContourGlobal	GB	GBP	51,402	129,050	0.06
Huadian Power International (H)	CN	HKD	433,397	107,475	0.05
China Resources Power Holdings	HK	HKD	102,428	106,600	0.05
HK Electric Investments & HK Electric Investments	HK	HKD	97,021	98,748	0.05
West Holdings	JP	JPY	2,388	81,638	0.04
China Resources Gas Group	HK	HKD	16,943	73,548	0.03
CK Infrastructure Holdings	HK	HKD	15,007	70,757	0.03
Tianjin Development Holdings	HK	HKD	369,330	65,844	0.03
Shenzhen Gas (A)	CN	CNY	57,611	63,431	0.03
Greenko Investment 4.875% 16/08/2023 Reg S	MU	USD	56,140	56,493	0.03
Perusahaan Listrik Negara 4.375% 05/02/2050 Reg S	ID	USD	51,367	53,422	0.03
Power Assets Holdings	HK	HKD	10,116	52,069	0.02
Perusahaan Listrik Negara 4.00% 30/06/2050 Reg S	ID	USD	49,547	49,101	0.02
Shenzhen Gas	CN	CNY	44,028	48,475	0.02
Star Energy Geothermal 6.75% 24/04/2033 Reg S	VG	USD	42,606	47,085	0.02
ReNew Power 5.875% 05/03/2027 Reg S	IN	USD	44,896	46,103	0.02
Star Energy Geothermal 4.85% 14/10/2038 Reg S	BM	USD	42,501	43,737	0.02
Greenko Solar Mauritius 5.95% 29/07/2026 Reg S	MU	USD	38,586	40,837	0.02
Greenko Solar Mauritius 5.55% 29/01/2025 Reg S	MU	USD	36,442	37,563	0.02
SMC Global Power Holdings 5.95% VRN (Perpetual)	PH	USD	30,537	29,538	0.01
Neerg Energy 6.00% 13/02/2022 Reg S	MU	USD	20,830	21,194	0.01
GCL New Energy Holdings 7.10% 30/01/2021	BM	USD	32,357	15,693	0.01
SMC Global Power Holdings 5.70% VRN (Perpetual)	PH	USD	14,763	14,006	0.01
ENN Energy 2.625% 17/09/2030 Reg S	KY	USD	9,909	9,977	0.00
				8,491,850	**4.01**

소재

	국가 코드	CCY	주식 또는 명목	시가(USD)	% 순자산
Fufeng Group	CN	HKD	1,809,149	572,870	0.27
POSCO	KR	KRW	1,919	354,233	0.17
Gold Road Resources	AU	AUD	259,808	242,705	0.11
NOF	JP	JPY	6,222	233,949	0.11
Westgold Resources	AU	AUD	125,900	228,939	0.11
Greatview Aseptic Packaging	CN	HKD	501,343	214,723	0.10
Anhui Conch Cement (A)	CN	CNY	27,126	206,448	0.10
ABJA Investment 5.45% 24/01/2028	SG	USD	196,974	190,687	0.09
Saracen Mineral Holdings	AU	AUD	47,431	188,060	0.09
Nickel Mines	AU	AUD	297,218	186,909	0.09
BHP Group	AU	AUD	7,749	184,752	0.09
Wonik Materials	KR	KRW	5,647	131,816	0.06
Baoshan Iron & Steel (A)	CN	CNY	159,522	127,318	0.06
Evolution Mining	AU	AUD	30,680	120,064	0.06
St Barbara	AU	AUD	59,593	111,821	0.05
West China Cement	CN	HKD	702,035	104,321	0.05
JSW Steel 5.375% 04/04/2025	IN	USD	102,515	102,600	0.05
Hansol Chemical	KR	KRW	781	97,416	0.05
Jiangxi Copper (H)	CN	HKD	70,786	84,463	0.04
Bardoc Gold	AU	AUD	1,367,647	69,471	0.03
Vedanta Resources 6.125% 09/08/2024 Reg S	GB	USD	109,262	63,949	0.03
Beijing Oriental Yuhong Waterproof Technology (A)	CN	CNY	11,330	62,934	0.03
JSW Steel 5.95% 18/04/2024	IN	USD	59,667	61,312	0.03
Korea Zinc	KR	KRW	172	58,185	0.03
Aluminum Corp of China	CN	HKD	241,785	52,774	0.02
Arcelormittal	LU	EUR	3,866	52,478	0.02
CRH	IE	GBP	1,423	50,149	0.02
Angang Steel (H)	CN	HKD	167,860	49,265	0.02
Fujimi	JP	JPY	1,357	48,348	0.02
Essentra	GB	GBP	13,295	42,471	0.02
Musgrave Minerals	AU	AUD	120,069	41,390	0.02
Rhi Magnesita	AT	GBP	1,225	40,619	0.02
Central Asia Metals	GB	GBP	16,552	36,109	0.02
UPL 5.25% VRN (Perpetual)	MU	USD	37,211	35,110	0.02
Sylvania Platinum	ZA	GBP	39,047	32,475	0.02
Perseus Mining	AU	AUD	32,120	27,700	0.01
Vedanta Resources 6.375% 30/07/2022 Reg S	GB	USD	36,564	25,887	0.01
Endeavour Mining	MC	CAD	1,065	25,675	0.01
Blackstone Minerals	AU	AUD	100,383	24,368	0.01
Tharisa	CY	GBP	26,773	24,278	0.01
Vedanta Resources 7.125% 31/05/2023 Reg S	GB	USD	31,265	19,384	0.01
Tianqi Fin 3.75% 28/11/2022	VG	USD	44,952	18,731	0.01
Trafigura Group Pte 6.875% VRN (Perpetual)	SG	USD	17,691	16,771	0.01
Sumitomo Metal Mining	JP	JPY	467	14,497	0.01
Base Resources	AU	AUD	44,092	7,285	0.00
				4,685,709	**2.21**

산업재

	국가 코드	CCY	주식 또는 명목	시가(USD)	% 순자산
Doric Nimrod Air Two Perpetual (Pref'd)	GB	GBP	933,789	883,064	0.42
MISUMI Group	JP	JPY	20,555	610,759	0.29
Doric Nimrod Air Three (Pref'd)	GB	GBP	1,182,439	589,740	0.28
Amedeo Air Four Plus	GB	GBP	1,270,487	534,902	0.25
LT Group	PH	PHP	1,580,343	376,801	0.18
Arwana Citramulia	ID	IDR	10,764,034	364,786	0.17
SITC International Holdings	HK	HKD	213,302	329,387	0.16
Kerry Logistics Network	HK	HKD	151,393	316,088	0.15
Zhuzhou CRRC Times Electric (H)	CN	HKD	97,188	299,143	0.14
Yaskawa Electric	JP	JPY	7,609	295,812	0.14
UT Group	JP	JPY	9,208	287,278	0.14
Sinotrans (H)	CN	HKD	942,428	279,070	0.13
Recruit Holdings	JP	JPY	7,283	277,487	0.13
Cebu Air	PH	PHP	304,116	243,795	0.12
Daikin Industries	JP	JPY	1,265	236,805	0.11
Kung Long Batteries Industrial	TW	TWD	44,246	212,112	0.10
Makuake	JP	JPY	1,747	197,448	0.09
China State Construction Engineering	CN	CNY	223,664	171,075	0.08
Qingdao Port International	CN	HKD	288,245	163,778	0.08
Raksul	JP	JPY	3,163	154,173	0.07
Serco Group	GB	GBP	87,665	146,953	0.07
KEC International	IN	INR	32,082	140,428	0.07
John Laing Group	GB	GBP	36,236	132,095	0.06
Miura	JP	JPY	2,770	130,526	0.06
China Railway Group (H)	CN	HKD	267,817	123,237	0.06
DCC	IE	GBP	1,861	121,136	0.06
Geumhwa PSC	KR	KRW	4,817	118,232	0.06
Sinotruk (Hong Kong)	CN	HKD	45,206	115,551	0.05
BOC Aviation	SG	HKD	18,665	115,538	0.05
Ultra Electronics Holdings	GB	GBP	4,572	111,349	0.05
Beijing Capital International Airport (H)	CN	HKD	178,259	108,913	0.05
Service Stream	AU	AUD	74,074	104,455	0.05
Daqin Railway (A)	CN	CNY	104,849	100,414	0.05
MonotaRO	JP	JPY	1,631	90,422	0.04
FANUC	JP	JPY	411	86,979	0.04
Weichai Power (H)	CN	HKD	44,051	83,510	0.04
Nihon Flush	JP	JPY	6,073	78,365	0.04
Country Garden Services Holdings	CN	HKD	12,039	75,799	0.04
Guangshen Railway (H)	CN	HKD	431,330	71,857	0.03
CKD	JP	JPY	4,226	70,327	0.03
Rozetta	JP	JPY	3,207	61,305	0.03
Delhi Int'l Airport 6.125% 31/10/2026 Reg S	IN	USD	56,665	57,788	0.03
Air China (H)	CN	HKD	88,673	57,344	0.03
Pacific Basin Shipping	HK	HKD	390,564	57,026	0.03
Nippo	JP	JPY	2,189	56,281	0.03
China Southern Airlines (H)	CN	HKD	102,898	53,860	0.03
Delhi Int'l Airport 6.45% 04/06/2029 Reg S	IN	USD	53,187	53,756	0.03
CIMC Enric Holdings	HK	HKD	110,356	51,964	0.02
Smart Metering Systems	GB	GBP	6,734	50,687	0.02
Indika Energy Capital Pte 5.875% 09/11/2024 Reg S	SG	USD	52,580	49,746	0.02

* 이사회 결정으로 가격이 책정된 유가증권.

전체 주식 목록은 6페이지에 나와 있습니다.

별첨 재무제표에 대한 주석은 본 재무제표의 중요한 일부입니다. 투자종목 명세서 및 지역별 배분의 순자산 비율은 반올림되었습니다.

현재 투자종목 명세서서 2020년 10월 31일

	국가 코드	CCY	주식 또는 명목	시가(USD)	% 순자산
Meggitt	GB	GBP	13,466	47,677	0.02
Chemring Group	GB	GBP	14,049	47,412	0.02
Babcock International Group	GB	GBP	16,261	45,754	0.02
Morgan Advanced Materials	GB	GBP	13,932	45,120	0.02
Redde Northgate	GB	GBP	18,255	42,094	0.02
eHi Car Services 5.875% 14/08/2022	KY	USD	47,727	40,804	0.02
Tyman	GB	GBP	11,789	40,775	0.02
Taikisha	JP	JPY	1,545	40,261	0.02
Mitie Group	GB	GBP	108,417	39,606	0.02
Hyundai Mipo Dockyard	KR	KRW	1,507	37,482	0.02
Koentec	KR	KRW	4,713	35,180	0.02
Grafton Group	IE	GBP	3,726	32,463	0.02
Techno Smart	JP	JPY	3,705	31,294	0.01
Nitto Boseki	JP	JPY	796	29,247	0.01
Nitta	JP	JPY	1,299	27,399	0.01
Cohort	GB	GBP	3,476	27,017	0.01
Keller Group	GB	GBP	4,062	26,735	0.01
TK Group Holdings	CN	HKD	77,421	22,992	0.01
Norcros	GB	GBP	9,325	21,019	0.01
SThree	GB	GBP	6,532	20,818	0.01
GMR Int'l Airport 4.25% 27/10/2027 Reg S	IN	USD	20,652	18,693	0.01
Nippon Road Co	JP	JPY	248	18,001	0.01
GMR Int'l Airport 5.375% 10/04/2024 Reg S	IN	USD	14,561	14,395	0.01
Hirano Tecseed/Kinzoku	JP	JPY	888	13,225	0.01
Sumitomo Densetsu	JP	JPY	515	12,261	0.01
CAR 8.875% 10/05/2022	KY	USD	13,954	12,053	0.01
China Singyes Energy Hldgs 6.00% 19/12/2022 Reg S	BM	USD	11,471	10,467	0.00
Nidec	JP	JPY	84	8,502	0.00
China Index Holdings ADR	CN	USD	3,984	5,139	0.00
Kosaido	JP	JPY	321	1,883	0.00
BTS Group Holdings WTS 16/02/2021	TH	THB	17,262	260	0.00
				10,315,374	4.87

정보 기술

	국가 코드	CCY	주식 또는 명목	시가(USD)	% 순자산
Tencent Holdings	CN	HKD	24,922	1,900,290	0.90
Taiwan Semiconductor Manufacturing	TW	TWD	99,010	1,497,284	0.71
Redington India	IN	INR	336,446	588,131	0.28
Justsystems	JP	JPY	7,334	480,486	0.23
SK Hynix	KR	KRW	6,638	470,762	0.22
Keyence	JP	JPY	1,007	457,404	0.22
Murata Manufacturing	JP	JPY	6,429	452,674	0.21
Z Holdings	JP	JPY	62,020	432,778	0.20
MediaTek	TW	TWD	15,951	379,703	0.18
Baidu ADR	CN	USD	2,851	376,033	0.18
Samsung Electronics	KR	KRW	7,462	374,929	0.18
Lenovo Group	CN	HKD	562,557	353,049	0.17
Samsung Electronics Perpetual (Pref'd)	KR	KRW	7,441	330,889	0.16
Renesas Electronics	JP	JPY	37,294	308,208	0.15
Hinduja Global Solutions	IN	INR	34,186	306,294	0.14
Powertech Technology	TW	TWD	101,318	300,003	0.14
Tech Mahindra	IN	INR	25,783	283,222	0.13
Sansan	JP	JPY	4,208	279,030	0.13
TDK	JP	JPY	2,315	272,323	0.13
Cognizant Technology Solutions	US	USD	3,755	267,660	0.13
SCREEN Holdings	JP	JPY	4,244	232,541	0.11
Shimadzu	JP	JPY	8,097	231,558	0.11
KoMiCo	KR	KRW	6,758	219,722	0.10
Polytronics Technology	TW	TWD	64,440	207,789	0.10
Rohm	JP	JPY	2,664	204,880	0.10
giftee	JP	JPY	6,423	174,075	0.08
Hon Hai Precision Industry	TW	TWD	61,755	167,638	0.08
Elite Material	TW	TWD	31,694	166,639	0.08
China Railway Signal & Communication Corp (H)	CN	HKD	487,126	160,628	0.08
Spigen Korea	KR	KRW	2,896	159,637	0.08
Cyient	IN	INR	28,515	151,757	0.07
Kamakura Shinsho	JP	JPY	15,267	151,120	0.07
Hennge KK	JP	JPY	1,996	144,872	0.07
Eizo	JP	JPY	3,802	143,631	0.07
Network i2i 5.650% VRN (Perpetual) Reg S	MU	USD	142,776	143,347	0.07
Fujitsu	JP	JPY	1,024	120,002	0.06
Largan Precision	TW	TWD	1,092	115,933	0.05
Obic	JP	JPY	636	112,910	0.05
Information Services International-Dentsu	JP	JPY	1,628	102,375	0.05
NAVER	KR	KRW	389	99,715	0.05
Optex Group	JP	JPY	6,191	92,242	0.04
Appen	AU	AUD	3,796	86,317	0.04
Sunny Optical Technology (H)	CN	HKD	4,657	77,386	0.04
Taiyo Yuden	JP	JPY	2,071	76,633	0.04
Shinko Electric Industries	JP	JPY	4,283	74,754	0.04
Telefonaktiebolaget LM Ericsson	SE	SEK	6,639	74,153	0.03
Digital Garage	JP	JPY	2,029	72,185	0.03
SUNeVision Holdings	HK	HKD	80,259	70,391	0.03
Computer Age Management Services	IN	INR	3,971	69,459	0.03
NET One Systems	JP	JPY	2,226	66,603	0.03
Chatwork	JP	JPY	3,143	62,585	0.03
m-up Holdings	JP	JPY	2,550	62,014	0.03
Horiba	JP	JPY	1,230	60,499	0.03
Freee KK	JP	JPY	723	56,803	0.03
Dip	JP	JPY	2,771	53,269	0.03
Advantech	TW	TWD	5,085	51,531	0.02
ASM Pacific Technology	HK	HKD	4,737	47,765	0.02
Hytera Communications (B)	CN	CNY	26,643	28,395	0.01
Bengo4.com	JP	JPY	197	26,151	0.01
Lenovo Group 3.375% 24/01/2024	HK	USD	22,650	24,711	0.01
Japan Material	JP	JPY	1,806	23,343	0.01
Tokyo Electron	JP	JPY	49	13,242	0.01
Hangzhou Hikvision Digital Technology (A)	CN	CNY	811	5,447	0.00
SHIFT	JP	JPY	43	5,441	0.00
Tsinghua Unic 4.75% 31/01/2021	VG	USD	8,089	5,207	0.00
Fang Holdings ADR	CN	USD	56	571	0.00
				14,609,018	6.89

소비재

	국가 코드	CCY	주식 또는 명목	시가(USD)	% 순자산
Alibaba Group Holding ADR	CN	USD	5,905	1,792,930	0.85
Alibaba Group Holding	CN	HKD	18,749	712,393	0.34
China Yongda Automobiles Services Holdings	CN	HKD	413,577	587,997	0.28
Shimano	JP	JPY	2,254	515,515	0.24
Xingda International Holdings	CN	HKD	1,770,424	456,258	0.22
Chaowei Power Holdings	CN	HKD	1,136,102	391,155	0.18
Dream International	HK	HKD	1,018,017	350,555	0.17
Dongfeng Motor Group (H)	CN	HKD	463,772	326,683	0.15
Yamaha	JP	JPY	6,631	314,345	0.15
Pacific Textiles Holdings	HK	HKD	530,076	302,099	0.14
Sebang Global Battery	KR	KRW	12,157	295,416	0.14
Fast Food Indonesia	ID	IDR	4,737,042	287,457	0.14
Chow Sang Sang Holdings International	HK	HKD	261,268	285,775	0.13
Hyundai Mobis	KR	KRW	1,389	278,239	0.13
Shine Corporate	AU	AUD	445,103	268,976	0.13
Crystal International Group	HK	HKD	966,715	266,596	0.13
Galaxy Entertainment Group	HK	HKD	39,369	260,092	0.12
Koito Manufacturing	JP	JPY	5,208	251,234	0.12
Bestway Global Holding	CN	HKD	1,009,811	241,940	0.11
Texwinca Holdings	HK	HKD	1,577,509	239,162	0.11
Tianneng Power International	CN	HKD	145,019	236,239	0.11
Teejay Lanka	LK	LKR	1,451,694	233,153	0.11
Trip.com Group ADR	CN	USD	8,054	230,177	0.11
Ryohin Keikaku	JP	JPY	9,684	203,303	0.10
Texhong Textile Group	HK	HKD	247,702	190,454	0.09
Selamat Sempurna	ID	IDR	1,978,669	187,509	0.09
JD.com	CN	HKD	4,435	180,325	0.09
Nojima	JP	JPY	6,164	173,133	0.08
Gree Electric Appliances Inc of Zhuhai	CN	CNY	19,223	168,509	0.08
Weifu High-Technology Group	CN	HKD	84,668	155,967	0.07
Xtep International Holdings	CN	HKD	451,576	152,907	0.07
Bapcor	AU	AUD	27,312	147,102	0.07
Brilliance China Automotive Holdings	HK	HKD	170,255	147,030	0.07
Nien Made Enterprise	TW	TWD	13,021	146,909	0.07
WPP AUNZ	AU	AUD	482,778	142,497	0.07
Pan Pacific International Holdings	JP	JPY	6,643	141,277	0.07
Focus Media Information Technology	CN	CNY	99,542	139,090	0.07
SL	KR	KRW	10,149	130,294	0.06
Somboon Advance Technology	TH	THB	304,310	129,585	0.06
Melco Resorts Finance 5.375% 04/12/2029 Reg S	KY	USD	132,260	127,588	0.06
SAIC Motor (A)	CN	CNY	34,975	121,132	0.06
Com2uS	KR	KRW	1,214	119,744	0.06
Pearson	GB	GBP	17,702	116,951	0.06
Shenzhou International Group Holdings	CN	HKD	6,582	114,398	0.05
Think Childcare	AU	AUD	156,925	111,471	0.05
Yadea Group Holdings	CN	HKD	77,032	110,213	0.05
Taiwan Sakura	TW	TWD	58,319	100,692	0.05
Studio City Finance 7.25% 11/02/2024 Reg S	VG	USD	97,274	100,251	0.05
Oriental Land	JP	JPY	600	84,053	0.04
Studio City Finance 6.50% 15/01/2028 Reg S	VG	USD	82,511	82,280	0.04
Dixons Carphone	GB	GBP	65,330	81,289	0.04
Seria	JP	JPY	2,023	78,080	0.04
Astra Otoparts	ID	IDR	1,278,564	75,005	0.04
Guangzhou Automobile Group (H)	CN	HKD	70,616	72,593	0.03
Inchcape	GB	GBP	11,050	70,974	0.03
William Hill	GB	GBP	18,818	66,891	0.03
Cairn Homes	IE	EUR	66,571	60,883	0.03
SAIC Motor	CN	CNY	17,323	60,031	0.03
Midea Group	CN	CNY	4,896	57,157	0.03
Round One	JP	JPY	7,265	57,058	0.03
KIYO Learning	JP	JPY	502	55,605	0.03
Central Automotive Products	JP	JPY	2,767	53,947	0.03
Golden Eagle Retail Group 4.625% 21/05/2023 Reg S	KY	USD	52,580	52,975	0.02
Demae-Can	JP	JPY	1,654	49,049	0.02
Frasers Group	GB	GBP	9,055	43,964	0.02
Baoxin Auto Finance I 9.109% VRN (Perpetual)	VG	USD	57,232	41,207	0.02
Rinnai	JP	JPY	416	41,054	0.02

현재 투자종목 명세서서 2020년 10월 31일

	국가 코드	CCY	주식 또는 명목	시가(USD)	% 순자산
Kingfisher	GB	GBP	10,940	40,690	0.02
Redrow	GB	GBP	7,245	39,004	0.02
Vistry Group	GB	GBP	5,359	37,839	0.02
Mitra Adiperkasa	ID	IDR	841,425	37,064	0.02
MGM China Holdings 5.25% 18/06/2025 Reg S	KY	USD	35,795	36,142	0.02
Koshidaka Holdings	JP	JPY	9,553	35,739	0.02
Vivo Energy	GB	GBP	36,413	35,661	0.02
Vipshop Holdings ADR	CN	USD	1,688	35,001	0.02
Wynn Macau 5.50% 01/10/2027 Reg S	KY	USD	33,571	31,546	0.01
China Literature	CN	HKD	3,752	30,814	0.01
Studio Retail Group	GB	GBP	9,901	30,782	0.01
McCarthy & Stone	GB	GBP	20,079	30,537	0.01
Studio City Finance 6.00% 15/07/2025 Reg S	VG	USD	28,919	29,100	0.01
Connect Group	GB	GBP	76,563	25,788	0.01
Photo-Me International	GB	GBP	39,779	25,251	0.01
China South Publishing & Media Group (A)	CN	CNY	16,086	25,228	0.01
Midea Group (A)	CN	CNY	2,096	24,463	0.01
MGM China Holdings 5.875% 15/05/2026 Reg S	KY	USD	21,032	21,293	0.01
Future Retail 5.60% 22/01/2025 Reg S	IN	USD	30,335	20,931	0.01
China South Publishing & Media Group	CN	CNY	13,250	20,780	0.01
Li & Fung 5.25% (Perpetual) EMTN	BM	USD	27,504	20,284	0.01
Mercari	JP	JPY	471	19,820	0.01
GVC Holdings	GB	GBP	1,464	18,322	0.01
China Dongxiang Group	CN	HKD	140,903	17,468	0.01
Parkson Retail Group	CN	HKD	584,396	16,877	0.01
Future	GB	GBP	611	15,702	0.01
Skyworth Group	HK	HKD	58,716	15,368	0.01
Kin & Carta	GB	GBP	12,496	12,951	0.01
Piolax	JP	JPY	862	12,646	0.01
Embry Holdings	HK	HKD	95,416	12,339	0.01
Tokyo Radiator Manufacturing	JP	JPY	1,351	6,688	0.00
Twenty-four seven	JP	JPY	579	4,902	0.00
WPP	GB	GBP	556	4,438	0.00
				14,658,270	6.92
소비재					
Convenience Retail Asia	HK	HKD	823,567	462,034	0.22
China Foods	HK	HKD	838,381	286,886	0.14
WH Group	HK	HKD	350,436	275,853	0.13
Japfa	SG	SGD	574,395	271,413	0.13
Kotobuki Spirits	JP	JPY	5,239	243,041	0.11
RFM	PH	PHP	2,215,245	215,574	0.10
Coles Group	AU	AUD	17,159	213,994	0.10
Vinda International Holdings	HK	HKD	73,835	195,808	0.09
Changshouhua Food	CN	HKD	343,016	179,112	0.08
Uni-President China Holdings	CN	HKD	195,660	169,388	0.08
Gudang Garam	ID	IDR	55,891	155,693	0.07
Imperial Brands	GB	GBP	9,685	153,568	0.07
First Resources	SG	SGD	137,164	121,725	0.06
Yantai Changyu Pioneer Wine	CN	HKD	66,741	119,370	0.06
Japfa Comfeed Indonesia	ID	IDR	1,539,481	110,908	0.05
Bumitama Agri	ID	SGD	326,242	103,880	0.05
KT&G	KR	KRW	1,366	97,571	0.05
Dairy Farm International Holdings	HK	USD	24,833	93,584	0.04
Ceylon Cold Stores	LK	LKR	23,495	85,414	0.04
Shiseido	JP	JPY	1,292	80,069	0.04
Tingyi Cayman Islands Holding	CN	HKD	36,312	66,431	0.03
Nongfu Spring	CN	HKD	14,112	64,599	0.03
Origin Enterprises	IE	EUR	12,882	51,027	0.02
Shinnihonseiyaku	JP	JPY	1,867	47,025	0.02
H&H 5.625% 24/10/2024	KY	USD	30,335	31,691	0.01
Blackmores	AU	AUD	594	29,303	0.01
C&C Group	IE	GBP	9,714	20,360	0.01
Tesco	GB	GBP	3,691	9,825	0.00
SSMS Plantation Holdings 7.75% 23/01/2023	SG	USD	14,763	8,747	0.00
Sagami Rubber Industries	JP	JPY	594	6,711	0.00
McColl's Retail Group	GB	GBP	20,531	5,452	0.00
Shenguan Holdings Group	CN	HKD	173,892	5,432	0.00
				3,981,488	1.88
건강					
Granules India	IN	INR	206,045	1,065,514	0.50
CSL	AU	AUD	1,968	397,937	0.19
Olympus	JP	JPY	19,885	380,716	0.18
Tempo Scan Pacific	ID	IDR	3,673,203	314,602	0.15
Eisai	JP	JPY	3,633	282,632	0.13
I-Sens	KR	KRW	9,411	227,320	0.11
Shanghai Pharmaceuticals Holding (H)	CN	HKD	142,329	220,887	0.10
Mylan	US	USD	11,704	170,054	0.08
Medical Data Vision	JP	JPY	6,077	142,981	0.07
Roche Holding	CH	CHF	427	137,359	0.06
Hutchison China MediTech	HK	GBP	22,506	130,762	0.06
Fisher & Paykel Healthcare (AU)	NZ	AUD	4,872	112,258	0.05
Vieworks	KR	KRW	4,300	109,400	0.05
China National Accord Medicines (A)	CN	CNY	11,638	86,522	0.04
Shandong Weigao Group Medical Polymer (H)	CN	HKD	38,582	74,794	0.04
WuXi AppTec	CN	HKD	4,559	72,868	0.03
Hansoh Pharmaceutical Group	CN	HKD	15,996	71,576	0.03
Interojo	KR	KRW	3,872	69,156	0.03
Ramsay Health Care	AU	AUD	1,452	63,608	0.03
Spire Healthcare Group	GB	GBP	34,699	53,491	0.03
Hoya	JP	JPY	464	52,404	0.02
China National Accord Medicines (B)	CN	HKD	17,015	48,455	0.02
Nippon Shinyaku	JP	JPY	569	40,678	0.02
Indivior	GB	GBP	25,683	36,698	0.02
JMDC	JP	JPY	604	31,765	0.01
Sanofi	FR	EUR	269	24,233	0.01
Eiken Chemical	JP	JPY	880	16,849	0.01
China National Accord Medicines	CN	CNY	1,766	13,132	0.01
Yestar International Holdings 6.90% 15/09/2021	KY	USD	16,583	6,510	0.00
Osprey Medical	US	AUD	333,405	4,684	0.00
				4,459,845	2.10
금융					
Amundi Physical Gold ETC	IE	USD	248,356	18,629,929	8.79
iShares Physical Silver ETC	IE	USD	169,449	3,863,437	1.82
Hicl Infrastructure	GB	GBP	1,379,672	3,142,066	1.48
Real Estate Credit Investments	GB	GBP	1,245,921	2,001,394	0.94
China Construction Bank (H)	CN	HKD	1,400,718	965,876	0.46
China Life Insurance (H)	CN	HKD	407,465	891,198	0.42
Industrial & Commercial Bank of China (H)	CN	HKD	1,327,772	754,319	0.36
Axis Bank	IN	INR	113,379	751,556	0.35
HDFC Bank	IN	INR	46,022	735,030	0.35
Westpac Banking 0.366% FRN 27/11/2020 EMTN	AU	USD	633,591	633,657	0.30
AIA Group	HK	HKD	43,641	415,386	0.20
Shinhan Financial Group	KR	KRW	15,251	413,909	0.20
Shriram Transport Finance	IN	INR	38,119	356,498	0.17
Shriram City Union Finance	IN	INR	29,455	316,934	0.15
China Merchants Bank (H)	CN	HKD	60,472	315,151	0.15
Commonwealth Bank of Australia	AU	AUD	6,160	298,884	0.14
Ping An Insurance Group (H)	CN	HKD	28,317	292,253	0.14
Agricultural Bank of China (H)	CN	HKD	863,461	291,788	0.14
BFI Finance Indonesia	ID	IDR	8,868,984	230,337	0.11
Muthoot Finance	IN	INR	12,493	207,693	0.10
Repco Home Finance	IN	INR	70,281	182,232	0.09
Aruhi	JP	JPY	10,108	181,458	0.09
Aviva	GB	GBP	54,340	181,267	0.09
Chailease Holding	TW	TWD	35,921	174,959	0.08
Hyundai Marine & Fire Insurance	KR	KRW	8,189	168,681	0.08
DB Insurance	KR	KRW	4,117	160,988	0.08
Korean Reinsurance	KR	KRW	22,972	150,670	0.07
LIC Housing Finance	IN	INR	38,840	148,251	0.07
United Overseas Bank	SG	SGD	10,514	146,719	0.07
Mega Financial Holding	TW	TWD	130,142	125,575	0.06
Phoenix Group Holdings	GB	GBP	14,613	125,398	0.06
CITIC Securities (H)	CN	HKD	57,701	125,226	0.06
ORIX	JP	JPY	10,232	119,746	0.06
China Minsheng Banking (H)	CN	HKD	201,702	110,395	0.05
Huatai Securities (H)	CN	HKD	64,354	104,256	0.05
Kiwoom Securities	KR	KRW	1,130	103,230	0.05
Bank Rakyat Indonesia Persero	ID	IDR	442,083	99,975	0.05
China Cinda Asset Management (H)	CN	HKD	526,443	98,778	0.05
Westpac Banking	AU	AUD	7,334	93,043	0.04
China International Capital (H)	CN	HKD	38,134	89,135	0.04
Fortune Star 6.85% 02/07/2024	VG	USD	82,058	86,000	0.04
Shinhan Financial Group 5.875% VRN (Perpetual)	KR	USD	71,995	77,842	0.04
Minkabu The Infonoid	JP	JPY	2,985	72,077	0.03
HDFC Bank ADR	IN	USD	1,235	70,458	0.03
Shriram Transport Finance 5.95% 24/10/2022 Reg S	IN	USD	66,971	65,337	0.03
Bank of East Asia 5.625% VRN (Perpetual)	HK	USD	59,861	60,534	0.03
TMB Bank 4.90% VRN (Perpetual) EMTN	TH	USD	58,647	55,568	0.03
Quilter	GB	GBP	33,331	52,765	0.02
Bangkok Bank 5.00% VRN (Perpetual) Reg S	TH	USD	44,815	44,971	0.02
China Taiping Insurance Holdings	HK	HKD	29,750	44,925	0.02
Kasikornbank PCL 3.343% VRN 02/10/2031 EMTN	TH	USD	43,682	42,860	0.02
Yes Bank Ifsc Banking UB 3.75% 06/02/2023 EMTN	IN	USD	42,873	41,634	0.02
Bank of East Asia 5.50% VRN (Perpetual) EMTN	HK	USD	40,446	40,436	0.02
Fortune Star 6.75% 02/07/2023	VG	USD	37,008	38,324	0.02
Just Group	GB	GBP	65,685	35,823	0.02
Natwest Group	GB	GBP	21,370	34,383	0.02
Barclays	GB	GBP	21,586	29,798	0.01
Vedanta Resources Fin. II 8.00% 23/04/2023 Reg S	GB	USD	45,866	28,781	0.01
Vedanta Resources Fin. II 9.25% 23/04/2026 Reg S	GB	USD	45,300	28,448	0.01
Bank of Georgia Group	GE	GBP	2,404	27,937	0.01
Fortune Star 5.25% 23/03/2022	VG	USD	26,695	26,828	0.01
Brooks Macdonald Group	GB	GBP	1,141	23,203	0.01
Chong HING Bank 5.70% VRN (Perpetual) EMTN	HK	USD	23,054	22,983	0.01
Fortune Star 5.95% 19/10/2025	VG	USD	22,650	22,772	0.01
ANZ 6.75% VRN (Perpetual) Reg S	AU	USD	20,061	22,770	0.01

현재 투자종목 명세서서 2020년 10월 31일

	국가 코드	CCY	주식 또는 명목	시가(USD)	% 순자산
Mongolian Mortgage 9.75% 29/01/2022 Reg S	MN	USD	20,223	20,124	0.01
Close Brothers Group	GB	GBP	1,436	20,035	0.01
RKP Overseas Finance 2016 7.950% (Perpetual)	VG	USD	19,414	18,871	0.01
Tuspark Forward 7.95% 15/08/2021	VG	USD	31,548	17,667	0.01
Wealth Driven 5.50% 17/08/2023	VG	USD	16,987	17,128	0.01
Trian Investors 1	GB	GBP	12,259	16,674	0.01
Shriram Transport Finance 5.70% 27/02/2022 EMTN	IN	USD	15,540	15,267	0.01
TBC Bank Group	GE	GBP	1,243	14,796	0.01
XPS Pensions Group	GB	GBP	8,892	14,629	0.01
Premier Miton Group	GB	GBP	9,880	14,079	0.01
Unigroup International Holdings 6.00% 10/12/2020	VG	USD	16,179	13,772	0.01
Sumitomo Mitsui Fin. Group 2.142% 23/09/2030	JP	USD	11,325	11,132	0.01
Tuspark Forward 6.95% 18/06/2022	VG	USD	22,043	9,864	0.00
Pearl Holding III 9.50% 11/12/2022 Reg S	KY	USD	35,593	8,720	0.00
Fortune Star 5.95% 29/01/2023	VG	USD	7,887	8,029	0.00
Secure Trust Bank	GB	GBP	525	5,117	0.00
Sherborne Investors Guernsey	GB	GBP	25,585	1,492	0.00
				39,522,130	18.65
부동산					
GCP Student Living REIT	GB	GBP	1,399,899	2,031,119	0.96
Vonovia	DE	EUR	30,577	1,952,873	0.92
Tritax EuroBox	GB	EUR	1,038,637	1,210,064	0.57
China Overseas Land & Investment	HK	HKD	246,815	619,753	0.29
China Resources Land	HK	HKD	120,926	494,432	0.23
Cromwell European REIT	SG	EUR	439,088	233,053	0.11
China SCE Group Holdings 7.375% 09/04/2024	KY	USD	206,075	211,754	0.10
Supalai	TH	THB	420,219	211,322	0.10
Mapletree Industrial Trust REIT	SG	SGD	75,323	167,934	0.08
Keppel Pacific Oak US REIT	SG	USD	217,146	152,216	0.07
Keppel DC REIT	SG	SGD	71,528	151,900	0.07
Goodman Group REIT	AU	AUD	10,172	131,563	0.06
China Merchants Commercial REIT	HK	HKD	415,364	128,890	0.06
Yuzhou Properties 7.375% 13/01/2026	KY	USD	116,486	112,423	0.05
Ascendas India Trust	SG	SGD	115,736	110,294	0.05
Yango Justice International 9.25% 15/04/2023	HK	USD	98,778	103,339	0.05
Open House	JP	JPY	3,006	102,455	0.05
Link REIT	HK	HKD	13,365	101,993	0.05
China Evergrande Group 8.75% 28/06/2025	KY	USD	134,412	99,471	0.05
Yuzhou Properties 8.30% 27/05/2025	KY	USD	93,836	95,458	0.05
Sunac China Holdings 6.50% 10/01/2025	KY	USD	87,566	84,283	0.04
CapitaLand	SG	SGD	43,588	82,067	0.04
CLS Holdings	GB	GBP	30,264	77,705	0.04
Ronshine China Holdings 11.25% 22/08/2021	KY	USD	73,119	75,861	0.04
Yango Justice International 10.25% 18/03/2022	HK	USD	69,568	73,133	0.03
Redsun Properties Group 9.95% 11/04/2022	KY	USD	70,579	72,778	0.03
New Metro Global 6.80% 05/08/2023	VG	USD	69,843	72,433	0.03
Easy Tactic 9.125% 28/07/2022	VG	USD	76,039	72,046	0.03
China SCE Group Holdings 7.25% 19/04/2023	KY	USD	69,568	71,432	0.03
Sunac China Holdings 7.50% 01/02/2024	KY	USD	69,568	69,747	0.03
City Developments	SG	SGD	14,851	69,003	0.03
KE Holdings ADR	CN	USD	989	68,961	0.03
Redsun Properties Group 9.70% 16/04/2023	KY	USD	65,928	67,825	0.03
Kaisa Group Holdings 11.50% 30/01/2023	KY	USD	65,475	66,288	0.03
SM Prime Holdings	PH	PHP	95,176	66,269	0.03
Theta Capital 8.125% 22/01/2025	SG	USD	71,590	64,789	0.03
Shimao Property Holdings	HK	HKD	18,086	64,044	0.03
Yango Justice International 8.25% 25/11/2023	HK	USD	62,490	63,813	0.03
Sunac China Holdings 6.50% 09/07/2023	KY	USD	64,714	63,581	0.03
Sunac China Holdings 7.00% 09/07/2025	KY	USD	64,714	62,803	0.03
Fantasia Holdings Group 15.00% 18/12/2021	KY	USD	58,041	62,393	0.03
Scenery Journey 11.50% 24/10/2022	VG	USD	72,965	62,017	0.03
KWG Group Holdings 7.40% 05/03/2024 EMTN	KY	USD	58,041	60,802	0.03
Fantasia Holdings Group 11.875% 01/06/2023	KY	USD	56,625	58,744	0.03
Seazen Group 6.45% 11/06/2022	KY	USD	56,625	57,720	0.03
Kaisa Group Holdings 8.50% 30/06/2022	KY	USD	58,243	56,932	0.03
China Aoyuan Group 8.50% 23/01/2022	KY	USD	54,400	55,896	0.03
Sino-Ocean Land Treasure III 4.90% VRN (Perpetual)	VG	USD	63,096	52,996	0.03
Kaisa Group Holdings 10.875% 23/07/2023	KY	USD	52,580	52,317	0.02
Agile Group Holdings 7.875% VRN (Perpetual)	KY	USD	50,558	51,761	0.02
Zhenro Properties Group 7.875% 14/04/2024	KY	USD	50,760	50,636	0.02
China South City Holdings 11.50% 12/02/2022	HK	USD	49,304	48,841	0.02
China Evergrande Group 11.50% 22/01/2023	KY	USD	58,243	48,775	0.02
RKPF Overseas 2019 A 6.70% 30/09/2024	VG	USD	46,716	48,365	0.02
Redsun Properties Group 10.50% 03/10/2022	KY	USD	45,462	47,334	0.02
KWG Group Holdings 7.875% 09/08/2021	KY	USD	45,300	46,410	0.02
CIFI Holdings Group 6.00% 16/07/2025	KY	USD	43,682	45,102	0.02
Seazen Group 6.00% 12/08/2024	KY	USD	44,491	45,050	0.02
ADO Properties (A)	DE	EUR	1,764	44,340	0.02
China Evergrande Group 8.25% 23/03/2022	KY	USD	52,580	44,299	0.02
KWG Group Holdings 7.40% 13/01/2027	KY	USD	43,480	43,647	0.02
Ronshine China Holdings 6.75% 05/08/2024	KY	USD	43,682	43,240	0.02
China Aoyuan Group 6.35% 08/02/2024	KY	USD	42,064	42,804	0.02
Zhenro Properties Group 8.70% 03/08/2022	KY	USD	41,660	42,700	0.02
Yango Justice International 9.50% 03/04/2021	HK	USD	40,446	41,129	0.02
Kaisa Group Holdings 11.75% 26/02/2021	KY	USD	40,244	40,848	0.02
Yango Justice International 10.00% 12/02/2023	HK	USD	38,222	40,417	0.02
Relo Group	JP	JPY	1,645	39,495	0.02
Kaisa Group Holdings 10.50% 15/01/2025	KY	USD	41,660	38,952	0.02
Times China Holdings 7.625% 21/02/2022	KY	USD	37,413	38,207	0.02
China Evergrande Group 12.00% 22/01/2024	KY	USD	45,098	38,105	0.02
China Evergrande Group 6.25% 28/06/2021	KY	USD	40,446	37,757	0.02
Daibiru	JP	JPY	3,158	35,769	0.02
China Evergrande Group 9.50% 11/04/2022	KY	USD	40,446	34,582	0.02
Jababeka International 6.50% 05/10/2023 Reg S	NL	USD	40,446	34,280	0.02
KWG Group Holding 5.20% 21/09/2022	KY	USD	33,571	33,653	0.02
Yuzhou Properties 5.375% VRN (Perpetual)	KY	USD	34,177	32,893	0.02
Robinsons Land	PH	PHP	105,732	32,768	0.02
China Aoyuan Group 7.95% 19/02/2023	KY	USD	29,405	30,983	0.01
RDI REIT	GB	GBP	26,745	30,767	0.01
RKI Overseas Finance 2017 A 7.00% (Perpetual)	VG	USD	34,379	30,711	0.01
APL Realty Holdings Pte 5.95% 02/06/2024	SG	USD	43,173	29,943	0.01
Wanda Properties Overseas 6.875% 23/07/2023	VG	USD	30,327	29,720	0.01
Kaisa Group Holdings 9.375% 30/06/2024	KY	USD	32,195	29,254	0.01
Yango Justice International 6.80% 11/03/2021 EMTN	HK	USD	29,121	29,194	0.01
China South City Holdingss 10.875% 26/06/2022	HK	USD	29,728	29,096	0.01
Kaisa Group Holdings 11.25% 09/04/2022	KY	USD	27,099	27,709	0.01
Pakuwon Prima 5.00% 14/02/2024	SG	USD	27,099	27,575	0.01
Jinke Properties Group 8.375% 20/06/2021	CN	USD	25,481	25,959	0.01
CIFI Holdings Group 5.50% 23/01/2022	KY	USD	24,268	24,632	0.01
Theta Capital 6.75% 31/10/2026	SG	USD	27,706	22,928	0.01
Redco Properties Group 8.50% 19/08/2021	KY	USD	22,650	22,593	0.01
Shimao Group Holdings 4.60% 13/07/2030	KY	USD	21,032	22,564	0.01
RKPF Overseas 2019 6.00% 04/09/2025	VG	USD	22,415	22,450	0.01
Country Garden Holdings 4.80% 06/08/2030	KY	USD	21,032	22,352	0.01
Times China Holdings 6.75% 08/07/2025	KY	USD	21,841	22,117	0.01
Greentown China Holdings 5.65% 13/07/2025	KY	USD	21,032	21,868	0.01
Greentown China Holdings 4.70% 29/04/2025	KY	USD	21,841	21,863	0.01
Heiwa Real Estate	JP	JPY	725	21,169	0.01
Wanda Properties International 7.25% 29/01/2024	VG	USD	21,032	20,694	0.01
Sunac China Holdings 7.875% 15/02/2022	KY	USD	20,223	20,577	0.01
KWG Group Holdings 7.875% 01/09/2023	KY	USD	19,414	20,409	0.01
Properties 9.875% 02/05/2021	KY	USD	19,617	19,764	0.01
Kaisa Group Holdings 6.75% 18/02/2021	KY	USD	19,673	19,698	0.01
Kaisa Group Holdings 9.75% 28/09/2023 Reg S	KY	USD	19,414	18,735	0.01
Easy Tactic 8.125% 27/02/2023	VG	USD	21,032	18,508	0.01
Zhenro 9.15% 06/05/2023 Reg S	KY	USD	16,583	17,205	0.01
Agile Group Holdings 8.375% VRN (Perpetual)	KY	USD	16,179	16,805	0.01
Country Garden Holdings 5.40% 27/05/2025	KY	USD	14,763	15,908	0.01
Ronshine China Holdings 8.95% 22/01/2023	KY	USD	15,370	15,868	0.01
Yida China Holdings 14.00% 27/03/2022	KY	USD	19,875	14,360	0.01
Zhenro Properties Group 8.65% 21/01/2023	KY	USD	13,954	14,303	0.01
China Evergrande Group 4.25% 14/02/2023	KY	HKD	113,250	13,617	0.01
China Aoyuan Group 7.50% 10/05/2021	KY	USD	12,134	12,285	0.01
CIFI Holdings Group 5.375% VRN (Perpetual)	KY	USD	12,134	12,090	0.01
Zhenro Properties Group 5.60% 28/02/2021	KY	USD	11,729	11,700	0.01
Jingrui Holdings 9.45% 23/04/2021	KY	USD	11,729	11,524	0.01
Lodha Developers International 14.00% 12/03/2023	MU	USD	12,134	11,285	0.01
LSL Property Services	GB	GBP	4,071	10,812	0.01
Kaisa Group Holdings 11.95% 22/10/2022 Reg S	KY	USD	9,707	9,952	0.00
Times China Holdings 10.95% 27/11/2020	KY	USD	8,089	8,151	0.00
CIFI Holdings Group 5.375% VRN (Perpetual)	KY	USD	6,471	6,487	0.00
Zhenro Properties Group 9.80% 20/08/2021	KY	USD	5,662	5,804	0.00
Redco Properties Group 11.50% 08/12/2020	KY	USD	5,662	5,685	0.00
Champion Sincerity Holdings 8.125% VRN (Perpetual)	VG	USD	5,056	5,296	0.00
Cosmos Initia	JP	JPY	1,185	4,731	0.00
Shimao Services Holdings	CN	HKD	296	635	0.00
				12,471,478	5.88
정부					
Sri Lanka 7.55% 28/03/2030 Reg S	LK	USD	50,154	27,540	0.01
Sri Lanka 7.85% 14/03/2029 Reg S	LK	USD	49,587	27,271	0.01
Sri Lanka 6.20% 11/05/2027 Reg S	LK	USD	42,064	22,713	0.01
Sri Lanka 6.85% 14/03/2024 Reg S	LK	USD	16,987	9,684	0.00
Sri Lanka 6.35% 28/06/2024 Reg S	LK	USD	6,067	3,473	0.00
				90,681	0.04
폐쇄형 펀드					
International Public Partnerships	GB	GBP	1,268,631	2,760,994	1.30
Greencoat UK Wind Funds	GB	GBP	1,548,896	2,704,785	1.28
Starwood European Real Estate Finance	GB	GBP	1,261,575	1,397,332	0.66
Chenavari Toro Income Fund	GB	EUR	1,935,244	1,189,331	0.56
Axiom European Financial Debt Fund	GB	GBP	1,023,476	1,160,129	0.55
CVC Credit Partners European Opportunities	GB	GBP	790,505	958,520	0.45
TwentyFour Income Fund	GB	GBP	703,331	943,019	0.44
Owl Rock Capital	US	USD	56,387	639,431	0.30
KKV Secured Loan Fund	GB	GBP	2,209,782	379,303	0.18
KKV Secured Loan Fund C	GB	GBP	662,443	286,626	0.14
Gemfields Group	GB	ZAR	129,420	9,962	0.00

현재 투자종목 명세서서 2020년 10월 31일

	국가 코드	CCY	주식 또는 명목	시가(USD)	% 순자산
Electra Private Equity	GB	GBP	2,311	5,239	0.00
Keystone Investment Trust	GB	GBP	915	2,915	0.00
				12,437,586	5.87
개방형 펀드					
Assenagon Alpha Volatility	LU	EUR	6,753	9,386,518	4.43
Fidelity ILF - The US Dollar Fund - A-ACC-USD	IE	USD	63	1,143,836	0.54
Fidelity ILF - The Sterling Fund - A-ACC-GBP	IE	GBP	1	55	0.00
				10,530,409	4.97
주식 연계 채권					
HSBC (Hangzhou Hikvision Digital (A)) ELN 08/2021	CN	USD	31,555	212,052	0.10
HSBC (China Nat'l. Accord Med (A)) ELN 15/10/2021	CN	USD	7,058	52,471	0.02
HSBC (China (S) Publish & Med (A)) ELN 23/11/2022	CN	USD	19,669	30,847	0.01
UBS (Focus Media Info. Tech (A)) ELN 10/03/2021	CN	USD	336	469	0.00
				295,839	0.14
커뮤니케이션 서비스					
China Mobile	HK	HKD	192,150	1,175,296	0.55
HKBN	HK	HKD	130,281	225,404	0.11
LG Uplus	KR	KRW	13,662	133,707	0.06
Telstra	AU	AUD	68,190	128,356	0.06
Far EasTone Telecommunications	TW	TWD	55,679	116,907	0.06
Cathay Media And Education Group	CN	HKD	182,794	95,891	0.05
HKT Trust and HKT	HK	HKD	73,347	94,849	0.04
Dialog Axiata	LK	LKR	1,566,430	91,793	0.04
Daiichikosho	JP	JPY	2,057	70,440	0.03
China Unicom	HK	HKD	114,094	70,202	0.03
Vodafone Group	GB	GBP	52,224	69,683	0.03
NetLink NBN Trust	SG	SGD	92,771	65,287	0.03
Shemaroo Entertainment	IN	INR	68,800	50,910	0.02
Hutchison Telecommunications Hong Kong Holdings	HK	HKD	327,054	49,002	0.02
SoftBank Group 5.125% 19/09/2027	JP	USD	40,543	41,055	0.02
SoftBank Group 6.00% VRN (Perpetual)	JP	USD	34,784	32,297	0.02
Zegona Communications	GB	GBP	17,244	24,796	0.01
Bharti Airtel 1.50% 17/02/2025 Reg S	IN	USD	20,223	22,376	0.01
Axiata SPV5 3.064% 19/08/2050 EMTN	MY	USD	15,839	15,213	0.01
Dr Peng Holding HongKong 7.55% 01/12/2021	HK	USD	20,355	14,096	0.01
Hellenic Telecommunications Organization	GR	EUR	728	9,690	0.00
SoftBank Group 6.125% 20/04/2025	JP	USD	6,892	7,375	0.00
SoftBank Group 6.25% 15/04/2028	JP	USD	5,840	6,347	0.00
				2,610,972	1.23
증권 자격 취득 또는 기타 통제 된 시장 에서 죽음을 맞게					
유틸리티					
Greenko Dutch 5.25% 24/07/2024 Reg S	NL	USD	102,249	105,230	0.05
				105,230	0.05
산업재					
Vietnam Engine & Argicultural Machinery	VN	VND	86,657	157,744	0.07
Hokkaido Chuo Bus	JP	JPY	35	1,186	0.00
				158,930	0.07
정보 기술					
Taiwan Union Technology	TW	TWD	73,484	245,018	0.12
				245,018	0.12
소비재					
Wynn Macau 5.125% 15/12/2029 Reg S	KY	USD	104,958	97,328	0.05
Melco Resorts Finance 5.625% 17/07/2027 Reg S	KY	USD	77,617	78,966	0.04
Glenveagh Properties	IE	EUR	61,238	52,439	0.02
				228,733	0.11
소비재					
Quang Ngai Sugar	VN	VND	102,581	140,713	0.07
				140,713	0.07
금융					
BNP Paribas 5.00% 15/01/2021	FR	USD	126,718	127,937	0.06
Bangkok Bank 3.733% VRN 25/09/2034 Reg S	TH	USD	109,205	107,286	0.05
Kaspi KZ	KZ	USD	735	31,559	0.01
QBE Insurance Group 5.875% VRN (Perpetual) Reg S	AU	USD	28,717	30,727	0.01
Westpac Banking 5.00% VRN (Perpetual)	AU	USD	18,524	18,774	0.01
QBE Insurance Group 5.875% VRN (Perpetual) 144A	AU	USD	3,640	3,895	0.00
				320,178	0.15
부동산					
Agile Group Holdings 5.75% 02/01/2025 Reg S	KY	USD	45,300	45,185	0.02
Yuzhou Properties 8.375% 30/10/2024	KY	USD	40,446	42,007	0.02
China Evergrande Group 8.90% 24/05/2021	KY	USD	22,246	21,293	0.01
Yuzhou Properties 8.50% 26/02/2024	KY	USD	12,741	13,283	0.01
				121,768	0.06
주식 연계 채권					
UBS (Anhui Heli (A)) ELN 21/01/2022	CN	USD	112,468	237,026	0.11
				237,026	0.11
금융 상품					
Jyske Bank CP 0.23% 06/11/2020	DK	USD	1,013,745	1,013,712	0.48
Rentenbank CP 0.1975% 11/01/2021	DE	USD	1,013,745	1,013,486	0.48
Expt Imp Bank CP 0.18% 13/01/2021	KR	USD	1,013,745	1,013,424	0.48
Agence Centrale CP 0.265% 01/04/2021	FR	USD	1,013,745	1,012,635	0.48
MUFG Bank CD 0.23% 06/01/2021	JP	USD	887,027	887,118	0.42
Commonwealth Bank Aus VCD 0.00% 16/11/2020	AU	USD	760,309	760,374	0.36
Swedbank CP 0.50% 06/11/2020	SE	USD	760,309	760,294	0.36
Expt Imp Bank CP 0.21% 23/11/2020	KR	USD	760,309	760,243	0.36
Agence Centrale CP 0.26% 15/01/2021	FR	USD	760,309	760,015	0.36
United Bank CP 0.21% 22/02/2021	SG	USD	760,309	759,831	0.36
MUFG Bank CD 0.21% 03/12/2020	JP	USD	633,591	633,636	0.30
Sumi Trust Bank CD 0.00% 06/11/2020	JP	USD	633,591	633,575	0.30
Western Australia Treasury CP 0.19% 22/01/2021	AU	USD	633,591	633,359	0.30
Toyota Motor Finance CP 0.23% 21/01/2021	NL	USD	633,591	633,315	0.30
HSBC UK Bank CP 0.22% 22/01/2021	GB	USD	633,591	633,307	0.30
KBC Bank CD 0.00% 18/12/2020	BE	USD	506,873	507,263	0.24
National Aus Bank CD 0.70% 02/11/2020	AU	USD	506,873	506,898	0.24
HSBC CP 0.67% 04/11/2020	FR	USD	506,873	506,866	0.24
Sumi Trust Bank CD 0.00% 03/11/2020	JP	USD	506,873	506,865	0.24
SMBC Brussels CP 0.24% 06/11/2020	BE	USD	506,873	506,859	0.24
Expt Imp Bank CP 0.21% 20/11/2020	KR	USD	506,873	506,834	0.24
Treasury Victoria CP 0.18% 18/11/2020	AU	USD	506,873	506,819	0.24
KfW (UGTD) CP 0.305% 04/01/2021	DE	USD	506,873	506,790	0.24
KBC Bank CD 0.00% 08/12/2020	BE	USD	506,873	506,785	0.24
MUFG Bank CD 0.00% 14/12/2020	JP	USD	506,873	506,781	0.24
KBC Bank CD 0.00% 14/12/2020	BE	USD	506,873	506,771	0.24
KBC Bank CD 0.00% 21/12/2020	BE	USD	506,873	506,756	0.24
Agence Centrale CP 0.315% 04/01/2021	FR	USD	506,873	506,742	0.24
Mizuho Bank CD 0.00% 15/12/2020	JP	USD	506,873	506,739	0.24
Kommun Sverige CP 0.28% 15/01/2021	SE	USD	506,873	506,738	0.24
Austria CP 0.00% 15/01/2021	AT	USD	506,873	506,707	0.24
Korea Development Bank CP 0.22% 06/01/2021	KR	USD	506,873	506,679	0.24
Temasek Finance CP 0.20% 04/02/2021	SG	USD	506,873	506,652	0.24
Landeskreditbank CP 0.20% 11/02/2021	DE	USD	506,873	506,605	0.24
Landeskreditbank CP 0.20% 12/02/2021	DE	USD	506,873	506,601	0.24
Sumi Trust Bank CD 0.00% 28/01/2021	JP	USD	506,873	506,594	0.24
HSBC CP 0.36% 08/02/2021	GB	USD	506,873	506,569	0.24
Mizuho Bank CD 0.00% 04/02/2021	JP	USD	506,873	506,549	0.24
United Bank CP 0.20% 26/02/2021	SG	USD	506,873	506,539	0.24
Finland CP 0.00% 17/03/2021	FI	USD	506,873	506,515	0.24
Treasury Victoria CP 0.22% 18/03/2021	AU	USD	506,873	506,476	0.24
Austria CD 0.00% 06/04/2021	AT	USD	506,873	506,473	0.24
National Aus Bank CD 0.00% 16/04/2021	AU	USD	506,873	506,414	0.24
United Bank CP 0.23% 19/04/2021	SG	USD	506,873	506,368	0.24
Swedbank CP 0.2275% 15/04/2021	SE	USD	506,873	506,323	0.24
Rabobank CP 0.23% 29/04/2021	NL	USD	506,873	506,290	0.24
Dexia Credit Local CP 0.32% 01/12/2020	FR	USD	494,201	494,131	0.23
Mizuho Bank CD 0.00% 09/11/2020	JP	USD	380,155	380,136	0.18
TD Bank CD 0.00% 18/12/2020	GB	USD	380,155	380,082	0.18
Sumi Trust Bank CD 0.00% 16/12/2020	JP	USD	380,155	380,082	0.18
Dexia Credit Local CP 0.30% 22/12/2020	FR	USD	380,155	380,065	0.18
HSBC CP 0.24% 06/04/2021	GB	USD	380,155	379,766	0.18
SMBC Brussels CP 0.22% 12/11/2020	BE	USD	354,811	354,793	0.17
Allianz CP 0.31% 07/01/2021	DE	USD	354,811	354,695	0.17
Korea Development Bank CP 0.21% 06/01/2021	KR	USD	304,124	304,008	0.14
United Bank CP 0.23% 22/04/2021	SG	USD	278,780	278,496	0.13
Goldman Sachs CD 0.35% 11/01/2021	GB	USD	253,436	253,522	0.12
Goldman Sachs CD 0.265% 08/02/2021	GB	USD	253,436	253,475	0.12
Goldman Sachs CD 0.32% 07/05/2021	GB	USD	253,436	253,469	0.12
KDB Bank CD 0.00% 06/11/2020	KR	USD	253,436	253,428	0.12
Swedbank CP 0.318% 04/12/2020	SE	USD	253,436	253,412	0.12
Mizuho Bank CD 0.00% 20/11/2020	JP	USD	253,436	253,410	0.12
Allianz CP 0.23% 26/02/2021	DE	USD	253,436	253,261	0.12
Mizuho Bank CD 0.00% 29/01/2021	GB	USD	253,436	253,257	0.12
Finland CP 0.00% 17/03/2021	FI	USD	253,436	253,257	0.12
Korea Development Bank CP 0.21% 04/12/2020	KR	USD	190,077	190,045	0.09
Goldman Sachs CD 1.055% 30/04/2021	GB	USD	177,405	178,088	0.08
Goldman Sachs CD 1.05% 04/02/2021	GB	USD	177,405	177,808	0.08
Goldman Sachs CD 0.965% 04/11/2020	GB	USD	177,405	177,426	0.08
				34,558,724	16.31

현재 투자종목 명세서서 2020년 10월 31일

	국가 코드	CCY	주식 또는 명목	시가(USD)	% 순자산
목록에 없음					
소재					
China Metal Recycling Holdings*	HK	HKD	2,503	0	0.00
				0	0.00
산업재					
Blue Skyview 15.758% VRN (Perpetual) (Defaulted)	VG	USD	29,728	7,486	0.00
Jain Int'l Trading 7.125% 01/02/2022 (Defaulted)	NL	USD	18,605	3,628	0.00
				11,114	0.01
정보 기술					
Nuoxi Capital 5.35% 24/01/2023 (Defaulted)	VG	USD	24,470	2,447	0.00
DBA Telecommunication Asia Holdings*	HK	HKD	9,980	0	0.00
				2,447	0.00
소비재					
Top Wise Excellence 6.00% 16/03/2020 (Defaulted)	VG	USD	28,515	3,094	0.00
				3,094	0.00
건강					
JHL Biotech*	KY	TWD	31,463	51,698	0.02
Chime Biologics*	VG	USD	31,463	11,893	0.01
				63,591	0.03
금융					
Tianjin State-OCI. & Management. 1.60% 17/12/2039*	CN	USD	47,201	9,676	0.00
Yihua Overseas Invest. 8.50% 23/10/2020 (Defaulted)	VG	USD	21,841	1,747	0.00
Highbridge Multi Strategy Fund*	GB	GBP	863,175	11	0.00
				11,434	0.01
부동산					
Modernland Overseas Pte 6.95% 13/04/2024	SG	USD	19,414	7,854	0.00
JGC Ventures 10.75% 30/08/2021 (Defaulted)	SG	USD	17,392	7,131	0.00
				14,985	0.01
폐쇄형 펀드					
Marwyn Value Investors*	GB	GBP	2,449	3,807	0.00
				3,807	0.00
총 투자 (비용 USD 183,549,992)				177,858,338	83.93
예금					
DZ Bank TD 0.08% 02/11/2020	DE	USD	4,333,906	4,333,906	2.05
Bred Banque TD 0.11% 02/11/2020	FR	USD	3,884,826	3,884,826	1.83
Barclays Bank TD 0.05% 02/11/2020	GB	USD	3,527,376	3,527,376	1.66
KBC Bank TD 0.08% 02/11/2020	BE	USD	2,534,363	2,534,363	1.20
				14,280,471	6.74
(예금 포함) 총 투자				192,138,809	90.67

	CCY	기본 노출	미실현 이익 / (손실) USD	% 순자산
차액 거래 계약				
Halfords Group (HSBC)	GBP	37,095	1,099	0.00
AIB Group (GB) (JPLS)	EUR	13,682	45	0.00
CRH (IE) (JPLS)	EUR	29,853	(2,034)	(0.00)
Legal & General Group (HSBC)	GBP	147,359	(5,733)	(0.00)
Sanofi (UBS)	EUR	81,424	(6,584)	(0.00)
전 세계 Generics (GS)	USD	6,207,725	(38,453)	(0.02)
Stoxx Europe 600 Telecommunications (HSBC)	EUR	5,773,767	(266,173)	(0.13)
Stoxx Europe 600 Automobi (JPLS)	EUR	7,342,290	(341,190)	(0.16)
MSCI Daily Trust World Gros (UBS)	USD	6,183,001	(465,669)	(0.22)
Arca Gold Minerals (HSBC)	USD	7,511,583	(546,629)	(0.26)
			(1,671,321)	(0.79)

	기본 노출 USD	미실현 이익 / (손실) USD	% 순자산
선물환 계약			
구입 USD 판매 GBP 에 1.32877 11/12/2020	22,172,255	563,884	0.27
구입 CLP 판매 USD 에 794.86983 22/01/2021	6,614,956	184,164	0.09
구입 USD 판매 EUR 에 1.18755 11/12/2020	9,892,499	181,925	0.09
구입 USD 판매 EUR 에 1.17825 13/11/2020	9,697,509	107,704	0.05
구입 USD 판매 INR 에 0.01350 22/01/2021	6,412,881	99,714	0.05
구입 JPY 판매 USD 에 105.14479 22/01/2021	11,280,407	76,457	0.04
구입 PHP 판매 USD 에 48.96100 22/01/2021	5,985,764	40,331	0.02
구입 USD 판매 CHF 에 1.09731 22/01/2021	13,258,341	36,689	0.02
구입 USD 판매 AUD 에 0.70895 22/01/2021	4,519,406	36,336	0.02
구입 USD 판매 EUR 에 1.18821 22/01/2021	600,042	10,698	0.01
구입 USD 판매 SGD 에 0.73619 22/01/2021	1,395,076	7,362	0.00
구입 USD 판매 EUR 에 1.18714 22/01/2021	386,408	6,535	0.00
구입 USD 판매 HKD 에 0.12898 22/01/2021	25,172,594	5,705	0.00
구입 USD 판매 EUR 에 1.18473 22/01/2021	343,215	5,096	0.00
구입 USD 판매 IDR 에 0.00007 22/01/2021	2,215,568	4,488	0.00
구입 USD 판매 EUR 에 1.18249 16/11/2020	173,618	2,549	0.00
구입 USD 판매 JPY 에 0.00959 22/01/2021	569,760	716	0.00
구입 USD 판매 CLP 에 0.00130 22/01/2021	266,753	657	0.00
구입 CNY 판매 USD 에 6.78220 19/01/2021	42,449	315	0.00
구입 KRW 판매 USD 에 1168.68000 04/01/2021	10,037	290	0.00
구입 SEK 판매 USD 에 9.01063 04/01/2021	10,551	154	0.00
구입 SGD 판매 USD 에 1.37102 04/01/2021	9,965	40	0.00
구입 EUR 판매 USD 에 0.85750 11/12/2020	443,109	(28)	(0.00)
구입 EUR 판매 USD 에 0.85446 04/01/2021	10,177	(29)	(0.00)
구입 USD 판매 PHP 에 0.02058 16/11/2020	26,652	(67)	(0.00)
구입 EUR 판매 USD 에 0.85062 16/11/2020	8,144	(71)	(0.00)
구입 USD 판매 PHP 에 0.02055 16/11/2020	22,637	(89)	(0.00)
구입 USD 판매 PHP 에 0.02052 16/11/2020	16,606	(90)	(0.00)
구입 USD 판매 PHP 에 0.02063 16/11/2020	395,892	(123)	(0.00)
구입 EUR 판매 USD 에 0.85327 11/12/2020	185,615	(929)	(0.00)
구입 GBP 판매 USD 에 0.76959 22/01/2021	387,221	(935)	(0.00)
구입 GBP 판매 USD 에 0.77019 11/12/2020	522,666	(1,032)	(0.00)
구입 EUR 판매 USD 에 0.85575 11/12/2020	544,581	(1,146)	(0.00)
구입 USD 판매 CNY 에 0.14838 22/01/2021	1,869,818	(1,579)	(0.00)
구입 EUR 판매 USD 에 0.84950 11/12/2020	181,580	(1,705)	(0.00)
구입 EUR 판매 USD 에 0.85132 22/01/2021	374,711	(2,312)	(0.00)
구입 EUR 판매 USD 에 0.84801 11/12/2020	229,040	(2,549)	(0.00)
구입 EUR 판매 USD 에 0.85096 11/12/2020	363,882	(2,798)	(0.00)
구입 GBP 판매 USD 에 0.76768 11/12/2020	612,091	(3,204)	(0.00)
구입 EUR 판매 USD 에 0.85020 22/01/2021	488,118	(3,649)	(0.00)
구입 EUR 판매 USD 에 0.84431 11/12/2020	249,509	(3,854)	(0.00)
구입 GBP 판매 USD 에 0.75998 11/12/2020	268,846	(4,088)	(0.00)
구입 EUR 판매 USD 에 0.84807 11/12/2020	403,598	(4,463)	(0.00)
구입 EUR 판매 USD 에 0.84508 13/11/2020	330,493	(5,032)	(0.00)
구입 EUR 판매 USD 에 0.84104 11/12/2020	397,162	(7,651)	(0.00)
구입 USD 판매 THB 에 0.03200 22/01/2021	10,243,949	(24,802)	(0.01)
구입 SEK 판매 USD 에 8.84079 22/01/2021	6,487,315	(28,110)	(0.01)
구입 USD 판매 GBP 에 1.29118 22/01/2021	9,139,929	(35,819)	(0.02)
구입 USD 판매 KRW 에 0.00087 22/01/2021	5,133,304	(35,984)	(0.02)
구입 EUR 판매 USD 에 0.85114 22/01/2021	6,208,129	(39,605)	(0.02)
구입 USD 판매 TWD 에 0.03545 22/01/2021	11,078,031	(75,195)	(0.04)
		1,084,871	0.51
A-ACC 주식 (EUR) (EUR/USD 헤지)			
구입 USD 판매 EUR 에 1.16752 24/11/2020	2,002,678	3,322	0.00
구입 EUR 판매 USD 에 0.85370 24/11/2020	49,094,100	(242,379)	(0.11)
		(239,057)	(0.11)
AEON E-ACC 주식 (GBP) (GBP/USD 헤지)			
구입 GBP 판매 USD 에 0.77325 24/11/2020	1,189,906	2,192	0.00
구입 USD 판매 GBP 에 1.30310 24/11/2020	37,184	215	0.00
		2,407	0.00
E-ACC 주식 (EUR) (EUR/USD 헤지)			
구입 USD 판매 EUR 에 1.17451 24/11/2020	201,160	1,540	0.00
구입 EUR 판매 USD 에 0.85370 24/11/2020	7,004,600	(34,582)	(0.02)
		(33,042)	(0.02)
Vermoegens. Mod A Shares (EUR) (EUR/USD hedged)			
구입 EUR 판매 USD 에 0.85334 24/11/2020	720,467	(3,863)	(0.00)
		(3,863)	(0.00)
Y-ACC 주식 (EUR) (EUR/USD 헤지)			
구입 USD 판매 EUR 에 1.16785 24/11/2020	37,415	73	0.00
구입 EUR 판매 USD 에 0.85334 24/11/2020	635,858	(3,409)	(0.00)
		(3,336)	(0.00)

	CCY	기본 노출	미실현 이익 / (손실) USD	% 순자산
선물				
Euro Stoxx 50 Index Future 18/12/2020	EUR	(8,513,940)	747,760	0.35

현재 투자종목 명세서 2020년 10월 31일

	CCY	기본 노출	미실현 이익 / (손실) USD	% 순자산
Dax Index Future 18/12/2020	EUR	(8,962,100)	745,779	0.35
E-Mini Russ 1000 Index Future 18/12/2020	USD	(8,916,925)	273,535	0.13
XAV Healthcare Index Future 18/12/2020	USD	(4,900,320)	141,987	0.07
FTSE 100 Index Future 18/12/2020	GBP	(836,023)	84,621	0.04
FTSE 250 Index Future 18/12/2020	GBP	(2,187,535)	57,585	0.03
MSCI Emg Mkt Index Future 18/12/2020	USD	(1,318,080)	1,153	0.00
US Treasury Note 5 Year Bond Future 31/12/2020	USD	(5,080)	11	0.00
US Ultra Bond Future 21/12/2020	USD	45,239	(1,706)	(0.00)
US Treasury Note 10 Year Bond Future 21/12/2020	USD	26,311,495	(128,558)	(0.06)
미국 10 년 Ultra Bond Future 21/12/2020	USD	15,248,889	(221,148)	(0.10)
Euro-Bund Bond Future 08/12/2020	EUR	(14,796,600)	(254,552)	(0.12)
E-Mini Russ 1000 Index Future 18/12/2020	USD	8,156,005	(270,664)	(0.13)
E-Mini Russ 2000 Index Future 18/12/2020	USD	(12,824,071)	(380,894)	(0.18)
Stoxx 600 Bas Index Future 18/12/2020	EUR	3,446,100	(385,591)	(0.18)
Emini Energy Select Sector Index Future 18/12/2020	USD	3,309,420	(475,601)	(0.22)
Stoxx 600 Oil Index Future 18/12/2020	EUR	3,391,925	(587,731)	(0.28)
Euro Stoxx Bank Index Future 18/12/2020	EUR	6,156,150	(1,073,075)	(0.51)
			(1,727,089)	(0.81)
기타 자산 및 부채			22,372,854	10.56
순자산			211,921,233	100.00

지역별 배분

국가	국가 코드	% 순자산
영국	GB	16.56
아일랜드	IE	12.54
중국	CN	9.39
일본	JP	8.55
룩셈부르크	LU	4.48
독일	DE	4.47
홍콩	HK	4.45
한국	KR	4.16
호주	AU	3.84
프랑스	FR	3.63
인도	IN	3.33
벨기에	BE	2.56
싱가포르	SG	2.30
대만	TW	1.89
케이맨 제도	KY	1.73
인도네시아	ID	1.21
스웨덴	SE	0.99
네덜란드	NL	0.61
미국	US	0.54
오스트리아	AT	0.50
버진 아일랜드 (영국령)	VG	0.49
덴마크	DK	0.48
필리핀	PH	0.46
핀란드	FI	0.36
태국	TH	0.29
스리랑카	LK	0.24
모리셔스	MU	0.16
베트남	VN	0.14
스위스	CH	0.06
뉴질랜드	NZ	0.05
버뮤다	BM	0.04
노르웨이	NO	0.03
그루지야	GE	0.02
남아프리카 공화국	ZA	0.02
카자흐스탄	KZ	0.01
모나코	MC	0.01
키프로스	CY	0.01
초 국가	SU	0.01
몽골리아	MN	0.01
말레이시아	MY	0.01
그리스	GR	0.00
현금 및 기타 순자산		9.37

Greater China Multi Asset Growth & Income Fund [1,3]

현재 투자종목 명세서서 2020년 10월 31일

공인된 주식 또는 공식 증권거래소에서 거래됨

에너지

	국가 코드	CCY	주식 또는 명목	시가(USD)	% 순자산
CNOOC	CN	HKD	82,013	74,792	0.49
Indika Energy Capital 8.25% 22/10/2025 Reg S	SG	USD	39,979	39,967	0.26
Thaioil Treasury Centre 3.75% 18/06/2050 Reg S	TH	USD	32,316	29,899	0.20
China Shenhua Energy (H)	CN	HKD	17,141	29,691	0.20
Periama Holdings 5.95% 19/04/2026	US	USD	28,647	28,719	0.19
China Petroleum & Chemical (H)	CN	HKD	73,268	28,567	0.19
Medco Bell Pte 6.375% 30/01/2027 Reg S	SG	USD	30,605	27,100	0.18
Pertamina Persero 4.15% 25/02/2060 Reg S	ID	USD	24,518	24,451	0.16
Mongolian Mining 9.25% 15/04/2024 Reg S	SU	USD	27,824	22,672	0.15
Medco Oak Tree Pte 7.375% 14/05/2026 Reg S	SG	USD	19,303	18,767	0.12
PetroChina (H)	CN	HKD	51,395	14,408	0.10
Anton Oilfield Services Group 7.50% 02/12/2022	KY	USD	19,346	11,424	0.08
Thaioil Treasury Centre 4.875% 23/01/2043 Reg S	TH	USD	8,902	9,816	0.06
China Oilfield Services (H)	CN	HKD	10,415	6,282	0.04
Oil India 5.125% 04/02/2029	IN	USD	4,765	5,153	0.03
Honghua Group 6.375% 01/08/2022	KY	USD	4,707	4,684	0.03
Thaioil Treasury 2.50% 18/06/2030 Reg S	TH	USD	4,643	4,501	0.03
Thaioil Treasury Center 3.50% 17/10/2049 Reg S	TH	USD	4,482	3,990	0.03
PTTEP Treasury Center 3.903% 06/12/2059 Reg S	TH	USD	3,223	3,456	0.02
Puma Int'l Fin. 5.125% 06/10/2024 Reg S	LU	USD	4,035	3,431	0.02
Adaro Indonesia 4.25% 31/10/2024 Reg S	ID	USD	2,710	2,700	0.02
Petroleos Mexicanos 6.95% 28/01/2060	MX	USD	3,256	2,551	0.02
CNPC Global Capital 2.00% 23/06/2030 Reg S	VG	USD	2,322	2,304	0.02
ABM Investama 7.125% 01/08/2022 Reg S	ID	USD	3,345	2,182	0.01
HPCL-Mittal Energy 5.25% 28/04/2027	IN	USD	1,950	1,988	0.01
Puma Int'l Fin. 5.00% 24/01/2026 Reg S	LU	USD	2,208	1,830	0.01
GS Caltex 1.625% 27/07/2025 Reg S	KR	USD	1,377	1,379	0.01
PTTEP Treasury 2.587% 10/06/2027 Reg S	TH	USD	1,303	1,344	0.01
Petroleos Mexicanos 7.69% 23/01/2050	MX	USD	1,281	1,065	0.01
Pertamina Persero 4.70% 30/07/2049 Reg S	ID	USD	758	822	0.01
Denbury	US	USD	27	441	0.00
PTTEP Canada Int'l Finance 6.35% 12/06/2042 Reg S	CA	USD	26	36	0.00
CNOOC Finance 2012 5.00% 02/05/2042 Reg S	VG	USD	26	34	0.00
				410,446	2.71

유틸리티

	국가 코드	CCY	주식 또는 명목	시가(USD)	% 순자산
Star Energy Geothermal 4.85% 14/10/2038 Reg S	BM	USD	27,701	28,507	0.19
SMC Global Power Holdings 5.95% VRN (Perpetual)	PH	USD	28,189	27,267	0.18
Perusahaan Listrik Negara 4.375% 05/02/2050 Reg S	ID	USD	25,001	26,001	0.17
ReNew Power 5.875% 05/03/2027 Reg S	IN	USD	24,242	24,894	0.16
Greencoat Renewables	IE	EUR	17,253	23,518	0.16
Perusahaan Listrik Negara 4.00% 30/06/2050 Reg S	ID	USD	22,664	22,460	0.15
China Resources Gas Group	HK	HKD	4,756	20,646	0.14
US Solar Fund	GB	USD	19,567	19,322	0.13
China Resources Power Holdings	HK	HKD	12,909	13,434	0.09
Star Energy Geothermal 6.75% 24/04/2033 Reg S	VG	USD	11,109	12,276	0.08
CK Infrastructure Holdings	HK	HKD	2,562	12,081	0.08
Greenko Solar Mauritius 5.55% 29/01/2025 Reg S	MU	USD	11,387	11,738	0.08
SMC Global Power Holdings 5.70% VRN (Perpetual)	PH	USD	11,628	11,032	0.07
GCL New Energy Holdings 7.10% 30/01/2021	BM	USD	20,811	10,093	0.07
Greenko Solar Mauritius 5.95% 29/07/2026 Reg S	MU	USD	7,886	8,346	0.06
Renewables Infrastructure Group	GB	GBP	4,442	7,780	0.05
ENN Energy 2.625% 17/09/2030 Reg S	KY	USD	7,554	7,606	0.05
Huadian Power International (H)	CN	HKD	24,612	6,103	0.04
Greenko Investment 4.875% 16/08/2023 Reg S	MU	USD	4,638	4,667	0.03
Perusahaan Listrik Negara 4.875% 17/07/2049 Reg S	ID	USD	3,840	4,250	0.03
SIIC Environment Holdings	SG	HKD	21,906	2,997	0.02
Hongkong Electric Finance 1.875% 27/08/2030 EMTN	VG	USD	2,902	2,841	0.02
Adani Electricity Mumbai 3.949% 12/02/2030 Reg S	IN	USD	2,541	2,514	0.02
Power Sector A&L Mgmt 7.39% 02/12/2024 Reg S	PH	USD	1,999	2,509	0.02
Neerg Energy 6.00% 13/02/2022 Reg S	MU	USD	2,022	2,057	0.01
Perusahaan Listrik Negara 5.45% 21/05/2028 Reg S	ID	USD	1,683	1,975	0.01
Adani Renewable Energy 4.625% 15/10/2039 Reg S	IN	USD	1,996	1,966	0.01
Three Gorges 1.30% 22/09/2025 Reg S	KY	USD	1,677	1,669	0.01
Contemporary Ruiding 1.875% 17/09/2025 Reg S	VG	USD	1,612	1,614	0.01
Three Gorges Finance 2.15% 22/09/2030 Reg S	KY	USD	1,483	1,476	0.01
Adani Transmission 4.00% 03/08/2026 Reg S	IN	USD	1,406	1,474	0.01
CLP Power Hk 2.50% 30/06/2035 EMTN	VG	USD	1,422	1,447	0.01
HK Electric Finance 2.25% 09/06/2030 EMTN	VG	USD	1,173	1,185	0.01
India Green Energy 5.375% 29/04/2024 Reg S	MU	USD	1,115	1,119	0.01
CLP Power Hong Kong Fin. 2.125% 30/06/2030 EMTN	VG	USD	1,009	1,015	0.01
Contemporary Ruiding 2.625% 17/09/2030 Reg S	VG	USD	890	884	0.01
Mong Duong Fin. Holdings 5.125% 07/05/2029 Reg S	NL	USD	490	500	0.00
ReNew Power Synthetic 6.67% 12/03/2024 Reg S	IN	USD	193	203	0.00
Perusahaan Listrik Negara 5.375% 25/01/2029 Reg S	ID	USD	129	152	0.00
Korea South East Power 2.125% 03/02/2025 Reg S	KR	USD	81	84	0.00
China Oil & Gas Group 5.50% 25/01/2023	BM	USD	71	73	0.00
Perushan Gas 5.125% 16/05/2024 Reg S	ID	USD	52	57	0.00
				331,832	2.19

소재

	국가 코드	CCY	주식 또는 명목	시가(USD)	% 순자산
ABJA Investment 5.45% 24/01/2028	SG	USD	53,374	51,670	0.34
Anhui Conch Cement (A)	CN	CNY	6,099	46,418	0.31
JSW Steel 5.375% 04/04/2025	IN	USD	24,948	24,969	0.17
JSW Steel 5.95% 18/04/2024	IN	USD	21,741	22,340	0.15
Baoshan Iron & Steel (A)	CN	CNY	20,104	16,045	0.11
Anhui Conch Cement (H)	CN	HKD	2,439	15,254	0.10
Tianqi Fin 3.75% 28/11/2022	VG	USD	35,585	14,828	0.10
West China Cement	CN	HKD	88,474	13,147	0.09
Trafigura Group Pte 6.875% VRN (Perpetual)	SG	USD	12,406	11,760	0.08
Chalco Hong Kong Invest. 4.25% VRN (Perpetual)	VG	USD	11,451	11,605	0.08
UPL 5.25% VRN (Perpetual)	MU	USD	11,620	10,964	0.07
Vedanta Resources 6.375% 30/07/2022 Reg S	GB	USD	15,177	10,745	0.07
Jiangxi Copper (H)	CN	HKD	8,921	10,644	0.07
Vedanta Resources 6.125% 09/08/2024 Reg S	GB	USD	16,484	9,648	0.06
Vedanta Resources 7.125% 31/05/2023 Reg S	GB	USD	13,716	8,504	0.06
Indonesia 5.45% 15/05/2030 Reg S	ID	USD	6,352	7,247	0.05
CNAC HK Finbridge 3.00% 22/09/2030 Reg S	HK	USD	7,015	6,886	0.05
Aluminum Corp of China	CN	HKD	30,471	6,651	0.04
Angang Steel (H)	CN	HKD	21,155	6,209	0.04
CNAC HK Finbridge 4.625% 14/03/2023	HK	USD	5,395	5,714	0.04
CNAC HK Finbridge 3.35% VRN (Perpetual)	HK	USD	5,338	5,311	0.04
Sinochem Offshore Cap. 3.00% VRN (Perpetual) EMTN	VG	USD	4,271	4,257	0.03
CNAC HK Finbridge 5.125% 14/03/2028	HK	USD	3,547	4,007	0.03
CNAC HK Finbridge 3.70% 22/09/2050 Reg S	HK	USD	2,644	2,531	0.02
CNAC HK Finbridge 2.00% 22/09/2025 Reg S	HK	USD	1,677	1,649	0.01
Indonesia 5.80% 15/05/2050 Reg S	ID	USD	935	1,091	0.01
Sinofert Holdings	HK	HKD	11,230	1,002	0.01
Inalum 6.757% 15/11/2048 Reg S	ID	USD	497	641	0.00
China Minmetals 3.75% VRN (Perpetual)	CN	USD	593	605	0.00
Indonesia 5.71% 15/11/2023 Reg S	ID	USD	103	114	0.00
ENN Clean Energy Int'l Inv. 7.50% 27/02/2021	VG	USD	64	65	0.00
Sinochem Int'l Dev. 3.125% 25/07/2022	SG	USD	52	53	0.00
Voyage Bonds 3.375% 28/09/2022	VG	USD	35	37	0.00
Minmetals Bounteous Finance 4.75% 30/07/2025	VG	USD	26	29	0.00
Minmetals Bounteous Finance 4.20% 27/07/2026	VG	USD	26	29	0.00
CNAC HK Finbridge 3.875% 19/06/2029	HK	USD	26	27	0.00
Sinochem Overseas Capital 4.50% 12/11/2020 Reg S	VG	USD	26	26	0.00
				332,722	2.20

산업재

	국가 코드	CCY	주식 또는 명목	시가(USD)	% 순자산
Zhuzhou CRRC Times Electric (H)	CN	HKD	12,248	37,700	0.25
Estun Automation	CN	CNY	10,608	35,175	0.23
Delhi Int'l Airport 6.45% 04/06/2029 Reg S	IN	USD	30,781	31,110	0.21
Weichai Power (H)	CN	HKD	14,139	26,804	0.18
eHi Car Services 5.875% 14/08/2022	KY	USD	31,018	26,519	0.18
ZTO Express Cayman ADR	CN	USD	665	19,419	0.13
Sinotruk (Hong Kong)	CN	HKD	5,697	14,562	0.10
Beijing Capital International Airport (H)	CN	HKD	22,465	13,726	0.09
BOC Aviation 5.50% 26/02/2024 EMTN	SG	CNY	85,415	13,405	0.09
Daqin Railway (A)	CN	CNY	13,214	12,655	0.08
Greentown Service Group	CN	HKD	11,369	12,478	0.08
BPHL Capital Management 5.95% 27/02/2023	VG	USD	10,677	10,276	0.07
Eastern Creation 3.40% 26/11/2022 EMTN	VG	CNY	66,880	10,046	0.07
Guangshen Railway (H)	CN	HKD	54,358	9,056	0.06
CNI Capital 3.97% 01/11/2022	KY	CNY	59,790	8,968	0.06
Doric Nimrod Air Two Perpetual (Pref'd)	GB	GBP	8,608	8,140	0.05
CCCI Treasure 3.425% VRN (Perpetual)	VG	USD	7,420	7,374	0.05
Anhui Heli Co	CN	CNY	3,470	7,312	0.05
Air China (H)	CN	HKD	11,175	7,227	0.05
Delhi Int'l Airport 6.125% 31/10/2026 Reg S	IN	USD	7,063	7,203	0.05
China Southern Airlines (H)	CN	HKD	12,968	6,788	0.04
CAR 8.875% 10/05/2022	KY	USD	7,567	6,536	0.04
Guangzhou Metro 2.31% 17/09/2030 EMTN	VG	USD	6,406	6,154	0.04
Doric Nimrod Air Three (Pref'd)	GB	GBP	10,900	5,436	0.04
AVIX Intl. Finance 3.30% 23/09/2030 Reg S	VG	USD	5,360	5,224	0.03
CMB International 1.875% 12/08/2025 EMTN	HK	USD	5,159	5,088	0.03
Amedeo Air Four Plus	GB	GBP	11,711	4,931	0.03
BOC Aviation 3.25% 29/04/2025 Reg S	SG	USD	4,437	4,639	0.03
Zoomlion Heavy Industry Science & Technology (H)	CN	HKD	5,075	4,479	0.03
Yunda Holdings 2.25% 19/08/2025 Reg S	VG	USD	4,408	4,382	0.03
CMB International 2.75% 12/08/2030 EMTN	HK	USD	4,466	4,350	0.03
MTR 1.625% 19/08/2030 EMTN	HK	USD	4,353	4,254	0.03
Indika Energy Capital Pte 5.875% 09/11/2024 Reg S	SG	USD	4,482	4,241	0.03
Adani Ports& Special Econ. 4.00% 30/07/2027 Reg S	IN	USD	4,121	4,149	0.03
CSSC Capital 2015 3.00% 13/02/2030	VG	USD	4,185	4,076	0.03
Estun Automation (A)	CN	CNY	1,167	3,871	0.03
China Singyes Energy Hldgs 6.00% 19/12/2022 Reg S	BM	USD	3,465	3,161	0.02
ZTO Express Cayman	CN	HKD	105	3,090	0.02

* 이사회 결정으로 가격이 책정된 유가증권.
전체 주석 목록은 6페이지에 나와 있습니다.
별첨 재무제표에 대한 주석은 본 재무제표의 중요한 일부입니다. 투자종목 명세서 및 지역별 배분의 순자산 비율은 반올림되었습니다.

현재 투자종목 명세서서 2020년 10월 31일

	국가 코드	CCY	주식 또는 명목	시가(USD)	% 순자산
Goodman HK Finance 3.00% 22/07/2030 EMTN	KY	USD	2,670	2,744	0.02
CMHI Finance BVI 3.50% VRN (Perpetual)	VG	USD	2,135	2,146	0.01
SOCAM Development 6.25% 23/01/2022	BM	USD	2,135	2,122	0.01
CSSC Capital 2015 2.50% 13/02/2025	VG	USD	2,064	2,077	0.01
Nan Fung Treasury 3.625% 27/08/2030 EMTN	VG	USD	1,870	1,861	0.01
Marubeni 1.319% 18/09/2025 Reg S	JP	USD	1,677	1,668	0.01
BOC Aviation 2.625% 17/01/2025 GMTN	SG	USD	1,603	1,631	0.01
BOC Aviation 2.625% 17/09/2030 Reg S	SG	USD	1,612	1,569	0.01
Eastern Creation 1.00% 10/09/2023 EMTN	VG	USD	1,538	1,529	0.01
GMR Int'l Airport 4.25% 27/10/2027 Reg S	IN	USD	1,659	1,502	0.01
GMR Int'l Airport 5.375% 10/04/2024 Reg S	IN	USD	1,429	1,412	0.01
China Index Holdings ADR	CN	USD	502	648	0.00
Nan Fung Treasury 5.00% 05/09/2028 EMTN	VG	USD	387	425	0.00
Jasa Marga 7.50% 11/12/2020 Reg S	ID	IDR	3,910,529	264	0.00
Dianjian Haiyu 3.50% VRN (Perpetual) EMTN	VG	USD	248	252	0.00
Nan Fung Treasury 4.875% 29/05/2024 EMTN	VG	USD	64	70	0.00
CMHI Finance BVI 5.00% 06/08/2028	VG	USD	35	42	0.00
Soechi Capital Pte 8.375% 31/01/2023 Reg S	SG	USD	64	39	0.00
Yangzhou Urban Construction 4.375% 19/12/2020	CN	USD	32	32	0.00
PSA Treasury 2.50% 12/04/2026 GMTN	SG	USD	26	28	0.00
China Railway Xunjie 3.25% 28/07/2026	VG	USD	26	28	0.00
Chengdu Communications Group 4.75% 13/12/2027	CN	USD	26	27	0.00
Jiaxing City Inv. & Dev. Group 4.40% 03/01/2021	CN	USD	26	26	0.00
				426,146	2.82

정보 기술

	국가 코드	CCY	주식 또는 명목	시가(USD)	% 순자산
Tencent Holdings	CN	HKD	8,373	638,407	4.22
Taiwan Semiconductor Manufacturing	TW	TWD	17,997	272,158	1.80
Autohome ADR	CN	USD	557	53,130	0.35
Lenovo Group 3.375% 24/01/2024	HK	USD	46,698	50,948	0.34
Network i2i 5.650% VRN (Perpetual) Reg S	MU	USD	48,660	48,855	0.32
Baidu ADR	CN	USD	359	47,390	0.31
Lenovo Group	CN	HKD	70,896	44,493	0.29
Hangzhou Hikvision Digital Technology (A)	CN	CNY	6,476	43,516	0.29
MediaTek	TW	TWD	1,798	42,792	0.28
Largan Precision	TW	TWD	235	25,011	0.17
TravelSky Technology	CN	HKD	9,020	19,003	0.13
Kingsoft	CN	HKD	3,297	17,713	0.12
Chaozhou Three-Circle Group (A)	CN	CNY	3,688	17,110	0.11
Sunny Optical Technology (H)	CN	HKD	1,002	16,646	0.11
Ming Yuan Cloud Group Holdings	CN	HKD	3,370	14,385	0.10
Tsinghua Unic 4.75% 31/01/2021	VG	USD	19,738	12,706	0.08
Momo ADR	CN	USD	759	11,290	0.07
Semiconductor Manufacturing International	CN	HKD	3,574	10,517	0.07
Xiaomi	CN	HKD	3,131	8,878	0.06
Lenovo Group 3.421% 02/11/2030 Reg S	HK	USD	8,435	8,589	0.06
Semiconductor Manu. Intl. 2.693% 27/02/2025	KY	USD	7,234	7,145	0.05
Zhejiang Dahua Technology (A)	CN	CNY	1,832	6,203	0.04
ASM Pacific Technology	HK	HKD	410	4,130	0.03
Hytera Communications (B)	CN	CNY	3,358	3,579	0.02
Aurora Mobile ADR	CN	USD	1,685	2,931	0.02
Tencent Holdings 2.39% 03/06/2030 Reg S	KY	USD	2,193	2,222	0.01
Xiaomi Best Time Intl. 3.375% 29/04/2030 Reg S	HK	USD	1,451	1,514	0.01
China Railway Signal & Communication Corp (H)	CN	HKD	3,811	1,257	0.01
Lenovo Securities 5.375% VRN (Perpetual) EMTN	KY	USD	471	490	0.00
Tencent Holdings 2.985% 19/01/2023 Reg S	KY	USD	97	101	0.00
Fang Holdings ADR	CN	USD	7	72	0.00
Tencent Holdings 3.595% 19/01/2028 Reg S	KY	USD	64	71	0.00
SGSP Australia Assets 3.25% 29/07/2026 EMTN	AU	USD	26	28	0.00
Foxconn Far East 3.00% 23/09/2026 EMTN	KY	USD	26	28	0.00
				1,433,308	9.48

소비재

	국가 코드	CCY	주식 또는 명목	시가(USD)	% 순자산
Alibaba Group Holding ADR	CN	USD	1,643	498,790	3.30
JD.com ADR	CN	USD	2,042	165,358	1.09
Alibaba Group Holding	CN	HKD	3,270	124,228	0.82
TAL Education Group ADR	CN	USD	1,481	97,007	0.64
NetEase ADR	CN	USD	1,112	95,649	0.63
Galaxy Entertainment Group	HK	HKD	14,256	94,181	0.62
Meituan Dianping	CN	HKD	2,516	93,799	0.62
Melco Resorts Finance 5.375% 04/12/2029 Reg S	KY	USD	87,490	84,399	0.56
New Oriental Education & Technology Group ADR	CN	USD	524	84,164	0.56
Studio City Finance 7.25% 11/02/2024 Reg S	VG	USD	79,526	81,960	0.54
Li Ning	CN	HKD	14,150	73,627	0.49
Shenzhou International Group Holdings	CN	HKD	3,114	54,119	0.36
Focus Media Information Technology	CN	CNY	37,253	52,053	0.34
Studio City Finance 6.50% 15/01/2028 Reg S	VG	USD	50,982	50,839	0.34
Trip.com Group ADR	CN	USD	1,773	50,684	0.34
Dongfeng Motor Group (H)	CN	HKD	58,447	41,170	0.27
Midea Group (A)	CN	CNY	3,520	41,048	0.27
Golden Eagle Retail Group 4.625% 21/05/2023 Reg S	KY	USD	33,254	33,503	0.22
MGM China Holdings 5.25% 18/06/2025 Reg S	KY	USD	30,101	30,393	0.20
Baoxin Auto Finance I 9.109% VRN (Perpetual)	VG	USD	37,245	26,817	0.18
ANTA Sports Products	CN	HKD	2,186	24,226	0.16
Great Wall Motor (H)	CN	HKD	14,589	23,625	0.16
Jiumaojiu International Holdings	CN	HKD	10,267	22,657	0.15
Zhongsheng Group Holdings	CN	HKD	2,897	20,651	0.14
Weifu High-Technology Group	CN	HKD	10,670	19,656	0.13
Sands China	CN	HKD	5,483	19,235	0.13
Yum China Holdings	CN	USD	352	18,791	0.12
Brilliance China Automotive Holdings	HK	HKD	21,456	18,529	0.12
Li & Fung 5.25% (Perpetual) EMTN	BM	USD	21,685	15,992	0.11
Gree Electric Appliances of Zhuhai	CN	CNY	1,732	15,171	0.10
Wynn Macau 4.875% 01/10/2024 Reg S	KY	USD	15,692	15,100	0.10
Gree Electric Appliances Inc of Zhuhai	CN	CNY	1,704	14,924	0.10
LS Finance 2017 4.875% 15/07/2024 EMTN	VG	USD	14,122	13,873	0.09
Studio City Finance 6.00% 15/07/2025 Reg S	VG	USD	13,134	13,216	0.09
Future Retail 5.60% 22/01/2025 Reg S	IN	USD	18,908	13,047	0.09
MGM China Holdings 5.875% 15/05/2026 Reg S	KY	USD	12,752	12,911	0.09
Haidilao International Holding	CN	HKD	1,755	11,619	0.08
Yum China Holdings	CN	HKD	166	8,938	0.06
Baozun ADR	CN	USD	242	8,869	0.06
Xingda International Holdings	CN	HKD	33,270	8,574	0.06
SAIC Motor (A)	CN	CNY	2,476	8,573	0.06
MINISO Group Holding ADR	CN	USD	444	8,477	0.06
Focus Media Information Technology (A)	CN	CNY	4,148	5,796	0.04
GOHL Capital 4.25% 24/01/2027	GB	USD	4,870	4,818	0.03
Baozun	CN	HKD	374	4,502	0.03
Vipshop Holdings ADR	CN	USD	213	4,411	0.03
Goodbaby International Holdings	CN	HKD	34,567	4,395	0.03
Sands China 5.40% 08/08/2028	KY	USD	3,837	4,181	0.03
China Literature	CN	HKD	473	3,883	0.03
Daimler Int'l Fin. 3.45% 27/09/2022 EMTN	NL	CNY	23,489	3,508	0.02
Jollibee Worldwide 3.90% VRN (Perpetual)	SG	USD	3,684	3,398	0.02
Regina Miracle International Holdings	HK	HKD	10,610	3,297	0.02
China South Publishing & Media Group (A)	CN	CNY	2,027	3,179	0.02
NetEase	CN	HKD	179	3,130	0.02
Meituan 3.05% 28/10/2030 Reg S	KY	USD	3,106	3,101	0.02
TCL Technology 1.875% 14/07/2025 Reg S	VG	USD	3,043	3,033	0.02
Sunny Express Enterprises 3.35% VRN (Perpetual)	VG	USD	2,822	2,864	0.02
Las Vegas Sands 3.90% 08/08/2029	US	USD	2,708	2,707	0.02
China South Publishing & Media Group	CN	CNY	1,670	2,619	0.02
Wynn Macau 5.50% 01/10/2027 Reg S	KY	USD	2,697	2,535	0.02
Resorts World Las Vegas 4.625% 16/04/2029 Reg S	US	USD	2,683	2,485	0.02
Oppein Home Group	CN	CNY	135	2,472	0.02
China Dongxiang Group	CN	HKD	17,757	2,201	0.01
Chaowei Power Holdings	CN	HKD	6,284	2,164	0.01
Oppein Home Group	CN	CNY	116	2,133	0.01
Parkson Retail Group	CN	HKD	73,649	2,127	0.01
Pacific Textiles Holdings	HK	HKD	3,682	2,098	0.01
Skyworth Group	HK	HKD	7,400	1,937	0.01
Sands China 5.125% 08/08/2025	KY	USD	1,754	1,893	0.01
Embry Holdings	HK	HKD	12,189	1,576	0.01
Meituan 2.125% 28/10/2025 Reg S	KY	USD	1,367	1,370	0.01
Prosus 4.027% 03/08/2050 Reg S	NL	USD	845	866	0.01
Minor International 3.10% VRN (Perpetual)	TH	USD	732	737	0.00
Sands China 4.60% 08/08/2023	KY	USD	516	551	0.00
Prosus 2.031% 03/08/2032 Reg S	NL	EUR	303	358	0.00
PB International 7.625% 26/01/2022	NL	USD	129	84	0.00
Kia Motors 3.25% 21/04/2026 Reg S	KR	USD	39	42	0.00
JD.com 3.875% 29/04/2026	KY	USD	26	29	0.00
Well Hope Development 3.875% VRN (Perpetual)	KY	USD	26	26	0.00
Alibaba Group Holding 3.125% 28/11/2021	KY	USD	26	26	0.00
				2,300,974	15.21

소비재

	국가 코드	CCY	주식 또는 명목	시가(USD)	% 순자산
Kweichow Moutai (A)	CN	CNY	560	139,780	0.92
China Mengniu Dairy	HK	HKD	23,918	112,676	0.74
Nongfu Spring	CN	HKD	7,877	36,058	0.24
Sun Art Retail Group	HK	HKD	26,809	29,038	0.19
Smoore International Holdings	CN	HKD	5,414	28,260	0.19
Budweiser Brewing Co APAC	HK	HKD	9,117	26,874	0.18
WH Group	HK	HKD	33,913	26,695	0.18
Hengan International Group	CN	HKD	3,446	24,011	0.16
Foshan Haitian Flavouring & Food (B)	CN	CNY	998	23,868	0.16
Tingyi Cayman Islands Holding	CN	HKD	12,915	23,626	0.16
President Chain Store	TW	TWD	2,418	21,833	0.14
Uni-President China Holdings	CN	HKD	24,658	21,347	0.14
Angel Yeast (A)	CN	CNY	2,660	20,992	0.14
Uni-President Enterprises	TW	TWD	8,398	18,019	0.12
Yantai Changyu Pioneer Wine	CN	HKD	8,411	15,044	0.10
H&H 5.625% 24/10/2024	KY	USD	10,283	10,743	0.07
China Resources Beer Holdings	HK	HKD	1,426	8,846	0.06
SSMS Plantation Holdings 7.75% 23/01/2023	SG	USD	9,512	5,636	0.04
China Mengniu Dairy 2.50% 17/06/2030 Reg S	KY	USD	2,322	2,321	0.02
Wens Foodstuffs Group 2.349% 29/10/2025 Reg S	CN	USD	2,135	2,080	0.01
Tingyi Cayman 1.625% 24/09/2025 Reg S	KY	USD	838	829	0.01
CK Hutchison 3.375% 08/05/2050 Reg S	KY	USD	755	815	0.01
Shenguan Holdings Group	CN	HKD	21,915	685	0.00

현재 투자종목 명세서서 2020년 10월 31일

	국가 코드	CCY	주식 또는 명목	시가(USD)	% 순자산
Wens Foodstuffs 3.258% 29/10/2030 Reg S	CN	USD	100	96	0.00
Kweichow Moutai	CN	CNY	1	7	0.00
				600,179	**3.97**
건강					
Wuxi Biologics Cayman	CN	HKD	2,498	70,144	0.46
WuXi AppTec	CN	HKD	4,277	68,363	0.45
Innovent Biologics	CN	HKD	7,386	54,755	0.36
Hansoh Pharmaceutical Group	CN	HKD	9,475	42,396	0.28
Pharmaron Beijing (H)	CN	HKD	2,014	29,145	0.19
Sino Biopharmaceutical	HK	HKD	28,741	29,111	0.19
Peijia Medical	CN	HKD	7,359	23,877	0.16
Jiangsu Hengrui Medicine	CN	CNY	1,786	23,749	0.16
Hangzhou Tigermed Consulting	CN	HKD	1,078	17,310	0.11
China National Accord Medicines (A)	CN	CNY	1,467	10,904	0.07
Aier Eye Hospital Group (A)	CN	CNY	1,157	10,774	0.07
Shandong Weigao Group Medical Polymer (H)	CN	HKD	4,862	9,426	0.06
Akeso	HK	HKD	2,378	7,474	0.05
Venus MedTech Hangzhou	CN	HKD	723	6,969	0.05
China National Accord Medicines (B)	CN	HKD	2,144	6,107	0.04
Ocumension Therapeutics	CN	HKD	1,800	4,198	0.03
Yestar International Holdings 6.90% 15/09/2021	KY	USD	7,790	3,058	0.02
Jiangsu Hengrui Medicine (A)	CN	CNY	166	2,211	0.01
China National Accord Medicines	CN	CNY	223	1,655	0.01
Everest Medicines	CN	HKD	88	657	0.00
				422,283	**2.79**
금융					
Xtrackers CSI300 Swap UCITS ETF	LU	HKD	150,600	203,332	1.34
Ping An Insurance Group (H)	CN	HKD	19,369	199,895	1.32
Industrial & Commercial Bank of China (H)	CN	HKD	245,969	139,737	0.92
China Life Insurance (H)	CN	HKD	60,615	132,575	0.88
AIA Group	HK	HKD	13,404	127,580	0.84
China Construction Bank (H)	CN	HKD	127,143	87,673	0.58
Hong Kong Exchanges and Clearing	HK	HKD	1,309	62,749	0.41
Fortune Star 6.75% 02/07/2023	VG	USD	53,579	55,484	0.37
Fortune Star 6.85% 02/07/2024	VG	USD	46,437	48,668	0.32
E.Sun Financial Holding	TW	TWD	55,679	47,409	0.31
CITIC Securities (H)	CN	HKD	19,184	41,634	0.28
Huatai Securities (H)	CN	HKD	25,272	40,942	0.27
China Merchants Bank (H)	CN	HKD	7,621	39,717	0.26
Bank of East Asia 5.50% VRN (Perpetual) EMTN	HK	USD	39,340	39,331	0.26
Agricultural Bank of China (H)	CN	HKD	108,818	36,773	0.24
RKP Overseas Finance 2016 7.950% (Perpetual)	VG	USD	35,454	34,462	0.23
Chong HING Bank 5.70% VRN (Perpetual) EMTN	HK	USD	30,585	30,491	0.20
Hicl Infrastructure	GB	GBP	12,718	28,963	0.19
Huarong Finance 2019 3.375% 24/02/2030 EMTN	VG	USD	28,097	28,016	0.19
Fortune Star 5.95% 19/10/2025	VG	USD	27,159	27,305	0.18
Bangkok Bank 5.00% VRN (Perpetual) Reg S	TH	USD	26,824	26,918	0.18
Bank of East Asia 5.625% VRN (Perpetual)	HK	USD	24,267	24,540	0.16
Fortune Star 5.25% 23/03/2022	VG	USD	23,485	23,603	0.16
Bank of East Asia 5.825% VRN (Perpetual) EMTN	HK	USD	21,593	22,174	0.15
Fortune Star 5.95% 29/01/2023	VG	USD	20,091	20,454	0.14
ANZ 6.75% VRN (Perpetual) Reg S	AU	USD	16,814	19,084	0.13
TMB Bank 4.90% VRN (Perpetual) EMTN	TH	USD	20,090	19,035	0.13
Real Estate Credit Investments	GB	GBP	11,485	18,449	0.12
Shriram Transport Finance 5.70% 27/02/2022 EMTN	IN	USD	18,026	17,710	0.12
Kasikornbank PCL 3.343% VRN 02/10/2031 EMTN	TH	USD	17,963	17,625	0.12
Wealth Driven 5.50% 17/08/2023	VG	USD	14,624	14,745	0.10
China Minsheng Banking (H)	CN	HKD	25,419	13,913	0.09
Bank of East Asia 5.875% VRN (Perpetual)	HK	USD	12,867	13,074	0.09
Tuspark Forward 7.95% 15/08/2021	VG	USD	23,248	13,019	0.09
China Cinda Asset Management (H)	CN	HKD	66,345	12,449	0.08
Vedanta Resources Fin. II 9.25% 23/04/2026 Reg S	GB	USD	19,040	11,957	0.08
Mongolian Mortgage 9.75% 29/01/2022 Reg S	MN	USD	11,747	11,689	0.08
China CITIC Bank Int'l 4.625% VRN 28/02/2029 EMTN	HK	USD	10,677	11,196	0.07
Nanyang Commercial Bank 5.00% VRN (Perpetual)	HK	USD	10,984	10,956	0.07
Bank of Communications 3.15% 22/01/2022 EMTN	CN	CNY	71,556	10,717	0.07
Hitachi Capital UK 4.60% 27/09/2021 EMTN	GB	CNY	66,196	9,978	0.07
Emirates NBD P 4.48% 07/05/2024 EMTN	AE	CNY	64,061	9,846	0.07
Sumitomo Mitsui Fin. Group 2.142% 23/09/2030	JP	USD	9,940	9,771	0.06
Tuspark Forward 6.95% 18/06/2022	VG	USD	20,384	9,121	0.06
Vedanta Resources Fin. II 8.00% 23/04/2023 Reg S	GB	USD	14,434	9,057	0.06
First Abu Dhabi Bank 3.40% 18/08/2025 EMTN	AE	CNY	57,655	8,607	0.06
China Development Bank 2.875% VRN 28/09/2030	CN	USD	8,541	8,558	0.06
KEB Hana Bank 4.75% 22/06/2021 EMTN	KR	CNY	53,384	8,061	0.05
Shriram Transport Finance 5.95% 24/10/2022 Reg S	IN	USD	7,688	7,500	0.05
Shinhan Financial Group 5.875% VRN (Perpetual)	KR	USD	6,189	6,692	0.04
Agricultural Development Bk. 3.80% 27/10/2030 Reg S	CN	CNY	42,707	6,465	0.04
QNB Finance 5.25% 21/06/2021 EMTN	KY	CNY	42,707	6,461	0.04
QNB Finance 3.90% 17/06/2025 EMTN	KY	CNY	42,707	6,446	0.04
China Great Wall 2.375% 18/08/2030 Reg S	VG	USD	6,531	6,256	0.04
ICBCIL Finance 1.75% 25/08/2025 EMTN	HK	USD	5,804	5,776	0.04
China Taiping Insurance Holdings	HK	HKD	3,749	5,662	0.04
QNB Finance 3.80% 17/06/2025 EMTN	KY	CNY	36,301	5,459	0.04
Rizal Commercial Banking 6.50% VRN (Perpetual)	PH	USD	5,338	5,343	0.04
Huarong Finance 2019 4.50% 29/05/2029 EMTN	VG	USD	4,118	4,456	0.03
Fuqing Investment Mgmt. 3.25% 23/06/2025 EMTN	VG	USD	4,271	4,276	0.03
Ocean Laurel 2.375% 20/10/2025 Reg S	VG	USD	4,271	4,230	0.03
First Abu Dhabi Bank 4.50% 10/09/2021 EMTN	AE	CNY	27,760	4,192	0.03
Huarong Finance 2019 3.75% 29/05/2024 EMTN	VG	USD	3,869	4,045	0.03
China Cinda Finance 4.75% 08/02/2028 EMTN	VG	USD	3,482	4,002	0.03
Pearl Holding III 9.50% 11/12/2022 Reg S	KY	USD	15,920	3,900	0.03
Philippine National Bank 3.28% 27/09/2024 EMTN	PH	USD	3,650	3,839	0.03
Unigroup International Holdings 6.00% 10/12/2020	VG	USD	4,438	3,778	0.02
Yes Bank Ifsc Banking UB 3.75% 06/02/2023 EMTN	IN	USD	3,445	3,345	0.02
Kookmin Bank 2.50% 04/11/2030 Reg S	KR	USD	3,096	3,099	0.02
Union Bank 2.125% 22/10/2025 EMTN	PH	USD	3,079	3,079	0.02
Minejesa Capital 5.625% 10/08/2037 Reg S	NL	USD	2,870	2,982	0.02
Inventive Global 1.65% 03/09/2025 EMTN	VG	USD	2,902	2,865	0.02
Rizal Commercial Banking 3.00% 11/09/2024 EMTN	PH	USD	2,460	2,537	0.02
CDBL Funding 3.50% 24/10/2027 EMTN	KY	USD	2,325	2,487	0.02
Bank Of East Asia 4.00% VRN 29/05/2030 EMTN	HK	USD	2,322	2,386	0.02
Tongyang Life Insurance 5.25% VRN (Perpetual)	KR	USD	2,135	2,135	0.01
Chouzhou Inl. 3.15% 11/08/2023 Reg S	VG	USD	2,135	2,129	0.01
Amipeace 2.25% 22/10/2030 EMTN	VG	USD	2,135	2,095	0.01
Rizal Commercial Banking 4.125% 16/03/2023 EMTN	PH	USD	1,935	2,036	0.01
Minejesa Capital 4.625% 10/08/2030 Reg S	NL	USD	1,935	1,994	0.01
GET Int'l Investment Holdings 3.75% 18/07/2022	HK	USD	1,922	1,960	0.01
Korea Development Bank 0.80% 27/04/2026	KR	USD	1,806	1,790	0.01
Bosci BVI 1.25% 10/09/2023 Reg S	VG	USD	1,677	1,661	0.01
Huarong Finance 2019 3.625% 30/09/2030 EMTN	VG	USD	1,599	1,621	0.01
United Overseas Bank 1.75% VRN 16/03/2031 GMTN	SG	USD	1,612	1,605	0.01
Power Finance 4.50% 18/06/2029	IN	USD	1,564	1,603	0.01
ICBC Singapore 1.00% 09/09/2023 GMTN	CN	USD	1,612	1,603	0.01
ICBC Singapore 1.20% 09/09/2025 GMTN	CN	USD	1,612	1,591	0.01
CSCIF Asia 1.75% 04/08/2025 EMTN	VG	USD	1,432	1,433	0.01
Huarong Finance 2017 4.75% 27/04/2027	VG	USD	1,290	1,413	0.01
Shinhan Fin. Group 3.34% VRN 05/02/2030 Reg S	KR	USD	1,322	1,385	0.01
BDO Unibank 2.125% 13/01/2026 EMTN	PH	USD	1,290	1,294	0.01
Korea Development Bank 0.50% 27/10/2023	KR	USD	1,177	1,178	0.01
CCBL Cayman 1.99% 21/07/2025 EMTN	KY	USD	1,119	1,125	0.01
Power Finance 3.25% 16/09/2024	IN	USD	1,083	1,107	0.01
AIA Group 3.20% 16/09/2040 Reg S	HK	USD	822	847	0.01
Kookmin Bank 4.35% VRN (Perpetual) Reg S	KR	USD	806	842	0.01
Power Finance 3.75% 18/06/2024 EMTN	IN	USD	774	800	0.01
PTT Treasury 3.70% 16/07/2070 Reg S	TH	USD	645	628	0.00
Vigorous Champion 2.75% 02/06/2025 EMTN	VG	USD	483	495	0.00
QBE Insurance Group 5.25% VRN (Perpetual) EMTN	AU	USD	305	314	0.00
Huarong Finance 2019 2.50% 24/02/2023 EMTN	VG	USD	193	195	0.00
REC 4.625% 22/03/2028 EMTN	IN	USD	155	162	0.00
Azure Orbit Iv 4.00% 25/01/2028 EMTN	KY	USD	129	141	0.00
Dev. Bank of Mongolia 7.25% 23/10/2023 Reg S	MN	USD	129	135	0.00
BDO Unibank 2.95% 06/03/2023 EMTN	PH	USD	119	124	0.00
Siam Commercial Bank 3.20% 26/07/2022 GMTN	TH	USD	103	107	0.00
Union Bank of the Phil. 3.369% 29/11/2022 EMTN	PH	USD	100	104	0.00
Industrial Bank of Korea 2.125% 23/10/2024 Reg S	KR	USD	94	98	0.00
ICBCIL Finance 3.75% 05/03/2024 EMTN	HK	USD	64	69	0.00
REC 3.375% 25/07/2024 GMTN	IN	USD	64	66	0.00
Oversea-Chinese Banking 4.25% 19/06/2024 Reg S	SG	USD	57	62	0.00
Rongshi International Finance 2.875% 04/05/2022	VG	USD	58	59	0.00
Shinhan Bank 3.875% 24/03/2026 Reg S	KR	USD	52	57	0.00
China Cinda 4.75% 21/02/2029 EMTN	VG	USD	48	56	0.00
Daegu Bank 3.75% 13/08/2023	KR	USD	48	52	0.00
Westpac Banking 0.366% FRN 27/11/2020 EMTN	AU	USD	47	47	0.00
Joy Treasure Assets Holdings 4.50% 20/03/2029	VG	USD	35	40	0.00
Malayan Banking 3.905% VRN 29/10/2026	MY	USD	39	39	0.00
Bank of China 5.00% 13/11/2024 Reg S	CN	USD	26	29	0.00
Dai-ichi Life Insur. 4.00% VRN (Perpetual) Reg S	JP	USD	26	28	0.00
United Overseas Bank 2.88% VRN 08/03/2027 EMTN	SG	USD	26	26	0.00
Shanghai Commercial Bank 3.75% VRN 29/11/2027	HK	USD	26	26	0.00
				2,019,006	**13.35**
부동산					
China SCE Group Holdings 7.375% 09/04/2024	KY	USD	89,837	92,313	0.61
China Resources Land	HK	HKD	21,751	88,933	0.59
Yuzhou Properties 7.375% 13/01/2026	KY	USD	92,079	88,868	0.59
Redsun Properties Group 9.70% 16/04/2023	KY	USD	69,776	71,784	0.47
KWG Group Holdings 7.40% 13/01/2027	KY	USD	70,604	70,875	0.47
Times China Holdings 6.75% 08/07/2025	KY	USD	68,287	69,149	0.46
Wanda Properties International 7.25% 29/01/2024	VG	USD	63,515	62,492	0.41
Yango Justice International 9.25% 15/04/2023	HK	USD	58,951	61,673	0.41
Redco Properties Group 8.50% 19/08/2021	KY	USD	60,354	60,203	0.40
Redsun Properties Group 9.95% 11/04/2022	KY	USD	52,646	54,286	0.36
China SCE Group Holdings 7.25% 19/04/2023	KY	USD	50,154	51,498	0.34
Sino-Ocean Land Treasure III 4.90% VRN (Perpetual)	VG	USD	60,260	50,614	0.33
New Metro Global 6.80% 05/08/2023	VG	USD	48,440	50,237	0.33

현재 투자종목 명세서서 2020년 10월 31일

	국가 코드	CCY	주식 또는 명목	시가(USD)	% 순자산
China SCE Group Holdings 7.00% 02/05/2025 Reg S	KY	USD	49,144	48,653	0.32
Sunac China Holdings 6.50% 09/07/2023	KY	USD	48,261	47,416	0.31
Kaisa Group Holdings 10.50% 15/01/2025	KY	USD	46,482	43,460	0.29
China Evergrande Group 9.50% 11/04/2022	KY	USD	50,638	43,296	0.29
Seazen Group 6.45% 11/06/2022	KY	USD	42,133	42,948	0.28
Yuzhou Properties 8.30% 27/05/2025	KY	USD	41,669	42,389	0.28
Yango Justice International 8.25% 25/11/2023	HK	USD	40,876	41,742	0.28
Sunac China Holdings 6.50% 10/01/2025	KY	USD	43,048	41,434	0.27
Shimao Services Holdings	CN	HKD	19,280	41,269	0.27
China Overseas Land & Investment	HK	HKD	16,049	40,300	0.27
China Aoyuan Group 6.20% 24/03/2026 Reg S	KY	USD	40,798	39,204	0.26
Ronshine China Holdings 10.50% 01/03/2022	KY	USD	37,410	39,186	0.26
Seazen Group 6.00% 12/08/2024	KY	USD	37,469	37,939	0.25
China Aoyuan Group 7.95% 19/02/2023	KY	USD	35,738	37,656	0.25
Redsun Properties Group 10.50% 03/10/2022	KY	USD	35,930	37,410	0.25
China South City Holdings 11.50% 12/02/2022	HK	USD	37,154	36,805	0.24
Theta Capital 8.125% 22/01/2025	SG	USD	40,377	36,541	0.24
Fantasia Holdings Group 15.00% 18/12/2021	KY	USD	33,752	36,283	0.24
Yuzhou Properties 5.375% VRN (Perpetual)	KY	USD	36,907	35,520	0.23
CIFI Holdings Group 6.00% 16/07/2025	KY	USD	33,951	35,055	0.23
Kaisa Group Holdings 9.375% 30/06/2024	KY	USD	38,364	34,859	0.23
Kaisa Group Holdings 8.50% 30/06/2022	KY	USD	35,121	34,331	0.23
KE Holdings ADR	CN	USD	436	30,424	0.20
KWG Group Holdings 7.40% 05/03/2024 EMTN	KY	USD	28,828	30,200	0.20
Fantasia Holdings Group 11.875% 01/06/2023	KY	USD	29,028	30,115	0.20
Scenery Journey 11.50% 24/10/2022	VG	USD	34,107	28,989	0.19
CIFI Holdings Group 5.375% VRN (Perpetual)	KY	USD	27,196	27,263	0.18
China Evergrande Group 11.50% 22/01/2023	KY	USD	31,734	26,576	0.18
RKI Overseas Finance 2017 A 7.00% (Perpetual)	VG	USD	29,124	26,017	0.17
Sunac China Holdings 7.00% 09/07/2025	KY	USD	26,660	25,872	0.17
Sun Hung Kai Properties	HK	HKD	2,002	25,658	0.17
Kaisa Group Holdings 11.25% 09/04/2022	KY	USD	24,951	25,512	0.17
China Evergrande Group 6.25% 28/06/2021	KY	USD	26,787	25,006	0.17
Ronshine China Holdings 6.75% 05/08/2024	KY	USD	25,164	24,909	0.16
Yango Justice International 9.50% 03/04/2021	HK	USD	23,963	24,367	0.16
RKPF Overseas 2019 A 6.70% 30/09/2024	VG	USD	23,525	24,356	0.16
China Aoyuan Group 6.35% 08/02/2024	KY	USD	23,779	24,197	0.16
Ronshine China Holdings 11.25% 22/08/2021	KY	USD	22,940	23,800	0.16
China Evergrande Group 12.00% 22/01/2024	KY	USD	27,868	23,547	0.16
Sunac China Holdings 7.50% 01/02/2024	KY	USD	23,478	23,538	0.16
Sunac China Holdings 8.375% 15/01/2021	KY	USD	23,302	23,477	0.16
Longfor Group Holdings	CN	HKD	4,255	23,311	0.15
China Evergrande Group 4.25% 14/02/2023	KY	HKD	189,893	22,832	0.15
Radiance Capital 8.80% 17/09/2023 Reg S	VG	USD	21,968	22,488	0.15
China SCE Group Holdings 7.45% 17/04/2021	KY	USD	20,791	21,025	0.14
Jinke Properties Group 8.375% 20/06/2021	CN	USD	20,485	20,869	0.14
Zhenro 9.15% 06/05/2023 Reg S	KY	USD	20,005	20,755	0.14
China Evergrande Group 8.75% 28/06/2025	KY	USD	27,903	20,650	0.14
Agile Group Holdings 7.875% VRN (Perpetual)	KY	USD	20,068	20,545	0.14
Yango Justice International 10.00% 12/02/2023	HK	USD	18,919	20,006	0.13
KWG Group Holding 5.20% 21/09/2022	KY	USD	19,801	19,850	0.13
Kaisa Group Holdings 10.875% 23/07/2023	KY	USD	19,916	19,816	0.13
Fantasia Holdings Group 10.875% 09/01/2023	KY	USD	19,207	19,759	0.13
Seazen Group 7.50% 22/01/2021	KY	USD	19,615	19,752	0.13
Shimao Property Holdings 5.75% 15/03/2021	KY	CNY	128,122	19,296	0.13
Easy Tactic 8.125% 27/02/2023	VG	USD	21,775	19,162	0.13
Wanda Properties Overseas 6.875% 23/07/2023	VG	USD	19,535	19,144	0.13
Easy Tactic 9.125% 28/07/2022	VG	USD	20,140	19,083	0.13
Agile Group Holdings 8.375% VRN (Perpetual)	KY	USD	18,247	18,954	0.13
Powerlong Real Estate Holdings 7.125% 08/11/2022	KY	USD	18,202	18,884	0.12
Link REIT	HK	HKD	2,458	18,760	0.12
GCP Student Living REIT	GB	GBP	12,904	18,723	0.12
Yango Justice International 6.80% 11/03/2021 EMTN	HK	USD	18,659	18,706	0.12
Zhenro Properties Group 7.875% 14/04/2024	KY	USD	18,436	18,391	0.12
Vonovia	DE	EUR	282	18,001	0.12
China South City Holdingss 10.875% 26/06/2022	HK	USD	18,321	17,932	0.12
Kaisa Group Holdings 11.75% 26/02/2021	KY	USD	17,261	17,520	0.12
Times China Holdings 7.625% 21/02/2022	KY	USD	16,927	17,287	0.11
Kaisa Grou 11.25% 16/04/2025 Reg S	KY	USD	17,592	16,731	0.11
Theta Capital 6.75% 31/10/2026	SG	USD	20,033	16,578	0.11
China Aoyuan Group 8.50% 23/01/2022	KY	USD	15,872	16,309	0.11
Jababeka International 6.50% 05/10/2023 Reg S	NL	USD	19,135	16,218	0.11
Kaisa Group Holdings 11.50% 30/01/2023	KY	USD	15,932	16,130	0.11
Yango Justice International 7.50% 16/11/2020	HK	USD	15,692	15,688	0.10
Ronshine China Holdings 8.95% 22/01/2023	KY	USD	15,044	15,531	0.10
Times China Holdings 10.95% 27/11/2020	KY	USD	14,772	14,884	0.10
Modern Land China 12.85% 25/10/2021 Reg S	KY	USD	14,122	14,440	0.10
China Evergrande Group 8.25% 23/03/2022	KY	USD	17,023	14,342	0.09
Greentown China Holdings 4.70% 29/04/2025	KY	USD	13,680	13,694	0.09
Yango Justice International 10.25% 18/03/2022	HK	USD	12,761	13,415	0.09
Scenery Journey 13.00% 06/11/2022	VG	USD	15,378	13,339	0.09
Kaisa Group Holdings 6.75% 18/02/2021	KY	USD	13,236	13,253	0.09
Country Garden Holdings 4.80% 06/08/2030	KY	USD	12,360	13,136	0.09
RKPF Overseas 2019 6.00% 04/09/2025	VG	USD	13,093	13,113	0.09
Shimao Group Holdings 4.60% 13/07/2030	KY	USD	12,046	12,923	0.09
China Aoyuan Group 7.95% 07/09/2021	KY	USD	12,632	12,916	0.09
Zhenro Properties Group 9.15% 08/03/2022	KY	USD	12,475	12,818	0.08
Kaisa Group Holdings 9.75% 28/09/2023 Reg S	KY	USD	13,172	12,711	0.08
CIFI Holdings 6.45% 07/11/2024 Reg S	KY	USD	11,926	12,553	0.08
Greentown China Holdings 5.65% 13/07/2025	KY	USD	12,046	12,525	0.08
Sunac China Holdings 8.35% 19/04/2023	KY	USD	11,612	11,923	0.08
Easy Tactic 8.75% 10/01/2021	VG	USD	11,612	11,583	0.08
Zhenro Properties Group 8.65% 21/01/2023	KY	USD	11,164	11,443	0.08
Modern Land 11.50% 13/11/2022 Reg S	KY	USD	11,180	11,194	0.07
Tritax EuroBox	GB	EUR	9,574	11,154	0.07
Greenland Global 6.75% 26/09/2023 EMTN	VG	USD	11,298	10,916	0.07
Trade Horizon Global 2.789% FRN 02/08/2021	VG	USD	10,677	10,596	0.07
Sunac China Holdings 7.25% 14/06/2022	KY	USD	10,435	10,526	0.07
APL Realty Holdings Pte 5.95% 02/06/2024	SG	USD	15,150	10,507	0.07
Properties 9.875% 02/05/2021	KY	USD	10,369	10,447	0.07
Kaisa Group Holdings 11.95% 22/10/2022 Reg S	KY	USD	9,833	10,081	0.07
Zhenro Properties Group 8.70% 03/08/2022	KY	USD	9,153	9,382	0.06
Fantasia Holdings Group 12.25% 18/10/2022	KY	USD	8,852	9,316	0.06
Sunac China Holdings 7.875% 15/02/2022	KY	USD	8,529	8,678	0.06
Kaisa Group Holdings 9.95% 23/07/2025	KY	USD	9,544	8,637	0.06
Lodha Developers International 14.00% 12/03/2023	MU	USD	8,665	8,058	0.05
Yida China Holdings 14.00% 27/03/2022	KY	USD	10,736	7,757	0.05
Zhenro Properties Group 5.60% 28/02/2021	KY	USD	7,611	7,592	0.05
CIFI Holdings Group 5.375% VRN (Perpetual)	KY	USD	7,565	7,538	0.05
Elect Global Investments 4.10% VRN (Perpetual)	VG	USD	7,533	7,402	0.05
Franshion Brilliant 5.20% 08/03/2021	VG	CNY	49,113	7,380	0.05
KWG Group Holdings 7.875% 09/08/2021	KY	USD	6,464	6,622	0.04
Redsun Properties Group 11.50% 04/03/2021	KY	USD	6,277	6,402	0.04
Seazen Group 6.15% 15/04/2023	KY	USD	6,277	6,387	0.04
New Metro Global 6.50% 23/04/2021	VG	USD	6,277	6,327	0.04
Easy Tactic 7.00% 25/04/2021	VG	USD	6,277	6,167	0.04
CIFI Holdings Group 6.55% 28/03/2024	KY	USD	5,727	6,057	0.04
Franshion Brilliant 4.00% VRN (Perpetual)	VG	USD	5,880	5,931	0.04
Shui On Development 6.15% 24/08/2024 Reg S	KY	USD	4,271	4,276	0.03
Redco Properties Group 11.50% 08/12/2020	KY	USD	4,064	4,080	0.03
Jingrui Holdings 9.45% 23/04/2021	KY	USD	4,081	4,009	0.03
China Merchants Commercial REIT	HK	HKD	11,912	3,696	0.02
Champion Sincerity Holdings 8.125% VRN (Perpetual)	VG	USD	3,466	3,631	0.02
Scenery Journey 12.00% 24/10/2023	VG	USD	4,271	3,491	0.02
Wharf REIC Finance 2.875% 07/05/2030 EMTN	VG	USD	3,221	3,325	0.02
Fantasia Holdings Group 8.375% 08/03/2021	KY	USD	3,217	3,225	0.02
Nan Fung Treasury III 5.00% (Perpetual) Reg S	VG	USD	3,203	3,215	0.02
Emperor International 4.50% 03/09/2023 EMTN	BM	USD	3,203	3,170	0.02
Easy Tactic 8.625% 27/02/2024	VG	USD	3,609	3,104	0.02
Longfor Group Holdings 3.85% 13/01/2032	KY	USD	2,193	2,288	0.02
Pakuwon Prima 5.00% 14/02/2024	SG	USD	2,177	2,216	0.01
CIFI Holdings Group 5.50% 23/01/2022	KY	USD	1,950	1,979	0.01
KWG Group Holdings 7.875% 01/09/2023	KY	USD	1,650	1,735	0.01
Country Garden Holdings 5.40% 27/05/2025	KY	USD	1,502	1,619	0.01
Country Garden Holdings 5.625% 14/01/2030	KY	USD	1,290	1,416	0.01
Vanke Real Estate 3.50% 12/11/2029 EMTN	HK	USD	1,096	1,142	0.01
China Aoyuan Group 7.50% 10/05/2021	KY	USD	975	987	0.01
Country Garden Holdings 5.125% 14/01/2027	KY	USD	859	918	0.01
Longfor Group Holdings 3.95% 16/09/2029	KY	USD	793	845	0.01
Longfor Group Holdings 4.50% 16/01/2028	KY	USD	766	843	0.01
Zhenro Properties Group 9.80% 20/08/2021	KY	USD	621	636	0.00
NWD MTN 4.125% 18/07/2029	VG	USD	548	557	0.00
CFLD Cayman Investment 9.00% 31/07/2021	KY	USD	342	343	0.00
Longfor Group Holdings 3.90% 16/04/2023	KY	USD	326	342	0.00
RKPF Overseas 7.875% 01/02/2023	VG	USD	301	318	0.00
Wanda Group Overseas 7.50% 24/07/2022	HK	USD	193	184	0.00
Easy Tactic 8.125% 11/07/2024	VG	USD	174	146	0.00
Franshion Brilliant 4.00% 21/06/2024 Reg S	VG	USD	129	133	0.00
China Overseas Finance 2.75% 02/03/2030 EMTN	KY	USD	39	39	0.00
Yuzhou Properties 8.50% 04/02/2023	KY	USD	32	34	0.00
Huzhou City Inv. Dev. Group 4.875% 20/12/2020	CN	USD	29	29	0.00
Swire Properties MTN Fin. 3.50% 10/01/2028 EMTN	HK	USD	26	28	0.00
Sino-Ocean Land Treasure 6.00% 30/07/2024 Reg S	VG	USD	26	28	0.00
				3,389,222	**22.40**

정부

Sri Lanka 7.55% 28/03/2030 Reg S	LK	USD	36,483	20,033	0.13
Sri Lanka 7.85% 14/03/2029 Reg S	LK	USD	24,658	13,561	0.09
Sri Lanka 6.20% 11/05/2027 Reg S	LK	USD	19,699	10,636	0.07
China 2.25% 21/10/2050 Reg S	CN	USD	4,271	4,161	0.03
Heungkuk Life Insurance 4.475% VRN (Perpetual)	KR	USD	3,997	4,007	0.03
Sri Lanka 6.85% 14/03/2024 Reg S	LK	USD	5,215	2,973	0.02
Sri Lanka 6.35% 28/06/2024 Reg S	LK	USD	4,567	2,614	0.02
China 1.00% 12/11/2039	CN	EUR	2,135	2,468	0.02
Indonesia 4.45% 15/04/2070	ID	USD	1,978	2,345	0.02
Indonesia 7.00% 15/09/2030	ID	IDR	22,471,097	1,583	0.01
Iraq 6.752% 09/03/2023 Reg S	IQ	USD	427	399	0.00
Indonesia 7.00% 15/05/2027	ID	IDR	3,869,257	274	0.00
Indonesia 8.375% 15/09/2026	ID	IDR	1,934,628	147	0.00

현재 투자종목 명세서서 2020년 10월 31일

	국가 코드	CCY	주식 또는 명목	시가(USD)	% 순자산
Sri Lanka 6.75% 18/04/2028 Reg S	LK	USD	129	70	0.00
				65,271	**0.43**
폐쇄형 펀드					
Blackstone GSO Loan Financing	GB	EUR	63,839	44,439	0.29
International Public Partnerships	GB	GBP	11,694	25,450	0.17
Greencoat UK Wind Funds	GB	GBP	14,278	24,932	0.16
Starwood European Real Estate Finance	GB	GBP	11,629	12,880	0.09
Chenavari Toro Income Fund	GB	EUR	17,839	10,963	0.07
Axiom European Financial Debt Fund	GB	GBP	9,434	10,694	0.07
CVC Credit Partners European Opportunities	GB	GBP	7,287	8,836	0.06
TwentyFour Income Fund	GB	GBP	6,483	8,693	0.06
Owl Rock Capital	US	USD	520	5,894	0.04
KKV Secured Loan Fund	GB	GBP	20,369	3,496	0.02
KKV Secured Loan Fund C	GB	GBP	6,106	2,642	0.02
				158,919	**1.05**
개방형 펀드					
Fidelity ILF - The US Dollar Fund - A-ACC-USD	IE	USD	16	296,255	1.96
Assenagon Alpha Volatility	LU	EUR	133	184,177	1.22
Fair Oaks High Grade Credit Fund	LU	EUR	1	1,168	0.01
Fidelity UCITS II ICAV-Enhanced Reserve R-MINC USD	IE	USD	10	104	0.00
				481,704	**3.18**
주식 연계 채권					
HSBC (Hangzhou Hikvision Digital (A)) ELN 08/2021	CN	USD	3,977	26,724	0.18
BNP (Shenzhen YUTO Pkg Tech (A)) ELN 30/07/2021	CN	USD	4,228	18,710	0.12
UBS (Focus Media Info. Tech (A)) ELN 10/03/2021	CN	USD	9,688	13,537	0.09
HSBC (China Nat'l. Accord Med (A)) ELN 15/10/2021	CN	USD	889	6,613	0.04
HSBC (Focus Media Info. Tech (A)) ELN 10/03/2021	CN	USD	4,365	6,099	0.04
HSBC (Kweichow Moutai (A)) ELN 12/04/2024	CN	USD	21	5,142	0.03
HSBC (China (S) Publish & Med (A)) ELN 23/11/2022	CN	USD	2,479	3,888	0.03
				80,713	**0.53**
커뮤니케이션 서비스					
China Mobile	HK	HKD	35,047	214,368	1.42
Bilibili ADR	CN	USD	1,253	56,240	0.37
SoftBank Group 6.00% VRN (Perpetual)	JP	USD	37,316	34,648	0.23
Bharti Airtel 1.50% 17/02/2025 Reg S	IN	USD	18,669	20,657	0.14
SoftBank Group 5.125% 19/09/2027	JP	USD	12,498	12,656	0.08
Axiata SPV5 3.064% 19/08/2050 EMTN	MY	USD	12,706	12,204	0.08
HKBN	HK	HKD	6,337	10,963	0.07
China Unicom	HK	HKD	14,379	8,847	0.06
SoftBank Group 6.125% 20/04/2025	JP	USD	7,497	8,022	0.05
Dr Peng Holding HongKong 7.55% 01/12/2021	HK	USD	11,524	7,980	0.05
SoftBank Group 6.25% 15/04/2028	JP	USD	7,112	7,729	0.05
PLDT 3.45% 23/06/2050 Reg S	PH	USD	1,270	1,312	0.01
Globe Telecom 2.50% 23/07/2030 Reg S	PH	USD	1,325	1,288	0.01
Globe Telecom 3.00% 23/07/2035 Reg S	PH	USD	1,216	1,155	0.01
Tencent Music 2.00% 03/09/2030	KY	USD	1,161	1,146	0.01
PLDT 2.50% 23/01/2031 Reg S	PH	USD	877	901	0.01
Tencent Music 1.375% 03/09/2025	KY	USD	871	871	0.01
Bharti Airtel Int'l 5.35% 20/05/2024 Reg S	NL	USD	310	337	0.00
SingTel Group Treasury 2.375% 03/10/2026 EMTN	SG	USD	64	69	0.00
Axiata SPV2 4.357% 24/03/2026 EMTN	MY	USD	45	51	0.00
HKT Capital 3.00% 14/07/2026	VG	USD	26	28	0.00
				401,472	**2.65**

증권 자격 취득 또는 기타 통제 된 시장 에서 죽음을 맞게

	국가 코드	CCY	주식 또는 명목	시가(USD)	% 순자산
에너지					
CNPC General Capital 3.40% 16/04/2023 Reg S	VG	USD	26	27	0.00
				27	**0.00**
유틸리티					
Greenko Dutch 5.25% 24/07/2024 Reg S	NL	USD	8,215	8,455	0.06
China Southern Power Grid 4.87% 12/04/2023 MTN	CN	CNY	21,354	3,295	0.02
China Three Gorge 3.47% 03/06/2021 MTN	CN	CNY	21,354	3,197	0.02
				14,947	**0.10**
소재					
China National Chemical 4.24% 15/10/2021 MTN	CN	CNY	21,354	3,218	0.02
Syngenta Finance 5.182% 24/04/2028 144A	NL	USD	2,058	2,253	0.01
Syngenta Finance 5.182% 24/04/2028 Reg S	NL	USD	1,644	1,800	0.01
Newcastle 4.40% 29/09/2027 Reg S	AU	USD	1,680	1,647	0.01
Syngenta Finance 4.892% 24/04/2025 Reg S	NL	USD	593	644	0.00
				9,562	**0.06**
산업재					
Wuhan Metro Group 5.09% 21/08/2025	CN	CNY	42,707	6,584	0.04
Adani Ports&Special Econ. 4.375% 03/07/2029 Reg S	IN	USD	1,584	1,603	0.01
Transurban Finance 2.45% 16/03/2031 Reg S	AU	USD	690	704	0.00
Hutchison Whampoa Int'l 7.45% 24/11/2033 Reg S	KY	USD	26	40	0.00
SMBC Aviation Capital Fin. 2.65% 15/07/2021 Reg S	IE	USD	26	26	0.00
				8,957	**0.06**
정보 기술					
Weibo 1.25% 15/11/2022	KY	USD	15,692	15,241	0.10
				15,241	**0.10**
소비재					
Wynn Macau 5.125% 15/12/2029 Reg S	KY	USD	52,250	48,452	0.32
Melco Resorts Finance 5.625% 17/07/2027 Reg S	KY	USD	44,288	45,058	0.30
Nissan Motor 4.345% 17/09/2027 Reg S	JP	USD	4,961	4,984	0.03
Sands China 4.375% 18/06/2030 Reg S	KY	USD	3,373	3,467	0.02
Nissan Motor 4.81% 17/09/2030 Reg S	JP	USD	3,224	3,248	0.02
Sands China 3.80% 08/01/2026 Reg S	KY	USD	1,012	1,040	0.01
				106,249	**0.70**
건강					
Takeda Pharmaceutical 3.175% 09/07/2050	JP	USD	1,135	1,157	0.01
Takeda Pharmaceutical 3.375% 09/07/2060	JP	USD	674	704	0.00
				1,861	**0.01**
금융					
China Development Bank 4.88% 09/02/2028	CN	CNY	1,725,623	277,432	1.83
China Development Bank 3.05% 25/08/2026	CN	CNY	763,106	110,256	0.73
China Development Bank 3.68% 26/02/2026	CN	CNY	559,611	84,178	0.56
China Development Bank 3.65% 21/05/2029	CN	CNY	250,285	37,125	0.25
Bangkok Bank 3.733% VRN 25/09/2034 Reg S	TH	USD	30,115	29,585	0.20
JPMorgan Chase Bank 0.125% 01/01/2023	US	USD	17,261	22,439	0.15
China Development Bank 4.04% 06/07/2028	CN	CNY	128,122	19,576	0.13
Westpac Banking 5.00% VRN (Perpetual)	AU	USD	18,303	18,550	0.12
China Development Bank 3.42% 02/07/2024	CN	CNY	106,768	15,967	0.11
China Development Bank 4.24% 24/08/2027	CN	CNY	76,311	11,862	0.08
Emirates NBD 4.05% 24/09/2025 EMTN	AE	CNY	74,738	11,222	0.07
China Development Bank 3.18% 05/04/2026	CN	CNY	76,311	11,219	0.07
China Development Bank 3.80% 25/01/2036	CN	CNY	76,311	11,181	0.07
Central Huijin Investment 3.45% 22/05/2022 MTN	CN	CNY	64,061	9,585	0.06
Hyundai Capital America 6.375% 08/04/2030 Reg S	US	USD	7,449	9,534	0.06
HSBC Bank China 3.74% 18/06/2022	CN	CNY	42,707	6,392	0.04
QBE Insurance Group 5.875% VRN (Perpetual) Reg S	AU	USD	4,287	4,587	0.03
Korea Eximbank 4.66% 28/02/2021 GMTN	KR	CNY	21,354	3,208	0.02
Agricultural Bank of China 4.50% VRN (Perpetual)	CN	CNY	21,354	3,184	0.02
QNB Finance 3.82% 06/02/2025 EMTN	KY	CNY	19,218	2,879	0.02
Hyundai Capital America 5.875% 07/04/2025 Reg S	US	USD	1,606	1,872	0.01
Macquarie 3.624% 03/06/2030 Reg S	AU	USD	1,296	1,366	0.01
QBE Insurance Group 5.875% VRN (Perpetual) 144A	AU	USD	1,179	1,262	0.01
Oversea-Chinese Bkg 1.832% VRN 10/09/2030 Reg S	SG	USD	638	637	0.00
HSBC Holdings 6.375% VRN (Perpetual)	GB	USD	580	605	0.00
BNP Paribas 5.00% 15/01/2021	FR	USD	9	10	0.00
				705,713	**4.67**
부동산					
Yuzhou Properties 8.375% 30/10/2024	KY	USD	28,513	29,614	0.20
Agile Group Holdings 5.75% 02/01/2025 Reg S	KY	USD	14,938	14,900	0.10
China Evergrande Group 8.90% 24/05/2021	KY	USD	13,621	13,038	0.09
Wharf REIC Finance 3.70% 16/07/2025 EMTN	VG	CNY	67,947	10,192	0.07
Yuzhou Properties 8.50% 26/02/2024	KY	USD	9,105	9,492	0.06
				77,236	**0.51**
정부					
China 2.90% 05/05/2026	CN	CNY	839,416	124,264	0.82
China 3.54% 16/08/2028	CN	CNY	610,485	93,259	0.62
China 3.25% 06/06/2026	CN	CNY	381,553	57,486	0.38
China 3.12% 05/12/2026	CN	CNY	377,470	56,253	0.37
China 3.29% 23/05/2029	CN	CNY	330,679	49,694	0.33
China 2.74% 04/08/2026	CN	CNY	330,679	48,559	0.32
China 3.86% 22/07/2049	CN	CNY	254,369	37,936	0.25
China 3.39% 16/03/2050	CN	CNY	260,962	35,672	0.24
China 3.97% 23/07/2048	CN	CNY	193,006	29,278	0.19
China 2.85% 04/06/2027	CN	CNY	188,735	27,537	0.18
China 3.59% 03/08/2027	CN	CNY	127,184	19,502	0.13
China 3.52% 04/05/2027	CN	CNY	76,311	11,615	0.08
China 4.08% 22/10/2048	CN	CNY	64,061	9,898	0.07
China 3.52% 25/04/2046	CN	CNY	25,437	3,607	0.02
Philippine 3.58% 20/05/2022	PH	CNY	21,354	3,170	0.02
Philippine 6.375% 15/01/2032	PH	USD	561	793	0.01
				608,523	**4.02**
주식 연계 채권					
UBS (Oppein Home Group (A)) ELN 15/06/2021	CN	USD	765	14,057	0.09
CITI (Foshan Haitian Flavouring (A)) ELN 19/02/2021	CN	USD	504	12,065	0.08

현재 투자종목 명세서서 2020년 10월 31일

	국가 코드	CCY	주식 또는 명목	시가(USD)	% 순자산
BNP (Focus Media Info (A)) ELN 10/07/2023	CN	USD	4,007	5,599	0.04
				31,721	0.21

금융 상품

HSBC Bank China CD 0.00% 24/08/2021	CN	CNY	64,061	9,261	0.06
Rentenbank CP 0.1975% 11/01/2021	DE	USD	76	76	0.00
Jyske Bank CP 0.23% 06/11/2020	DK	USD	76	76	0.00
Expt Imp Bank CP 0.18% 13/01/2021	KR	USD	76	76	0.00
Agence Centrale CP 0.265% 01/04/2021	FR	USD	76	76	0.00
MUFG Bank CD 0.23% 06/01/2021	JP	USD	66	66	0.00
United Bank CP 0.21% 22/02/2021	SG	USD	57	57	0.00
Swedbank CP 0.50% 06/11/2020	SE	USD	57	57	0.00
Expt Imp Bank CP 0.21% 23/11/2020	KR	USD	57	57	0.00
Commonwealth Bank Aus VCD 0.00% 16/11/2020	AU	USD	57	57	0.00
Agence Centrale CP 0.26% 15/01/2021	FR	USD	57	57	0.00
Western Australia Treasury CP 0.19% 22/01/2021	AU	USD	47	47	0.00
Toyota Motor Finance CP 0.23% 21/01/2021	NL	USD	47	47	0.00
Sumi Trust Bank CD 0.00% 06/11/2020	JP	USD	47	47	0.00
MUFG Bank CD 0.21% 03/12/2020	JP	USD	47	47	0.00
HSBC UK Bank CP 0.22% 22/01/2021	GB	USD	47	47	0.00
United Bank CP 0.23% 19/04/2021	SG	USD	38	38	0.00
United Bank CP 0.20% 26/02/2021	SG	USD	38	38	0.00
Treasury Victoria CP 0.22% 18/03/2021	AU	USD	38	38	0.00
Treasury Victoria CP 0.18% 18/11/2020	AU	USD	38	38	0.00
Temasek Finance CP 0.20% 04/02/2021	SG	USD	38	38	0.00
Swedbank CP 0.2275% 15/04/2021	SE	USD	38	38	0.00
Sumi Trust Bank CD 0.00% 28/01/2021	JP	USD	38	38	0.00
Sumi Trust Bank CD 0.00% 03/11/2020	JP	USD	38	38	0.00
SMBC Brussels CP 0.24% 06/11/2020	BE	USD	38	38	0.00
Rabobank CP 0.23% 29/04/2021	NL	USD	38	38	0.00
National Aus Bank CD 0.70% 02/11/2020	AU	USD	38	38	0.00
National Aus Bank CD 0.00% 16/04/2021	AU	USD	38	38	0.00
Mizuho Bank CD 0.00% 15/12/2020	JP	USD	38	38	0.00
Mizuho Bank CD 0.00% 04/02/2021	JP	USD	38	38	0.00
MUFG Bank CD 0.00% 14/12/2020	JP	USD	38	38	0.00
Landeskreditbank CP 0.20% 12/02/2021	DE	USD	38	38	0.00
Landeskreditbank CP 0.20% 11/02/2021	DE	USD	38	38	0.00
Korea Development Bank CP 0.22% 06/01/2021	KR	USD	38	38	0.00
Kommun Sverige CP 0.28% 15/01/2021	SE	USD	38	38	0.00
KfW (UGTD) CP 0.305% 04/01/2021	DE	USD	38	38	0.00
KBC Bank CD 0.00% 21/12/2020	BE	USD	38	38	0.00
KBC Bank CD 0.00% 18/12/2020	BE	USD	38	38	0.00
KBC Bank CD 0.00% 14/12/2020	BE	USD	38	38	0.00
KBC Bank CD 0.00% 08/12/2020	BE	USD	38	38	0.00
HSBC CP 0.67% 04/11/2020	FR	USD	38	38	0.00
HSBC CP 0.36% 08/02/2021	GB	USD	38	38	0.00
Finland CP 0.00% 17/03/2021	FI	USD	38	38	0.00
Expt Imp Bank CP 0.21% 20/11/2020	KR	USD	38	38	0.00
Austria CP 0.00% 15/01/2021	AT	USD	38	38	0.00
Austria CD 0.00% 06/04/2021	AT	USD	38	38	0.00
Agence Centrale CP 0.315% 04/01/2021	FR	USD	38	38	0.00
Dexia Credit Local CP 0.32% 01/12/2020	FR	USD	37	37	0.00
TD Bank CD 0.00% 18/12/2020	GB	USD	28	28	0.00
Sumi Trust Bank CD 0.00% 16/12/2020	JP	USD	28	28	0.00
Mizuho Bank CD 0.00% 09/11/2020	JP	USD	28	28	0.00
HSBC CP 0.24% 06/04/2021	GB	USD	28	28	0.00
Dexia Credit Local CP 0.30% 22/12/2020	FR	USD	28	28	0.00
SMBC Brussels CP 0.22% 12/11/2020	BE	USD	27	27	0.00
Allianz CP 0.31% 07/01/2021	DE	USD	27	27	0.00
Korea Development Bank CP 0.21% 06/01/2021	KR	USD	23	23	0.00
United Bank CP 0.23% 22/04/2021	SG	USD	21	21	0.00
Swedbank CP 0.318% 04/12/2020	SE	USD	19	19	0.00
Mizuho Bank CD 0.00% 29/01/2021	GB	USD	19	19	0.00
Mizuho Bank CD 0.00% 20/11/2020	JP	USD	19	19	0.00
KDB Bank CD 0.00% 06/11/2020	KR	USD	19	19	0.00
Goldman Sachs CD 0.35% 11/01/2021	GB	USD	19	19	0.00
Goldman Sachs CD 0.32% 07/05/2021	GB	USD	19	19	0.00
Goldman Sachs CD 0.265% 08/02/2021	GB	USD	19	19	0.00
Finland CP 0.00% 17/03/2021	FI	USD	19	19	0.00
Allianz CP 0.23% 26/02/2021	DE	USD	19	19	0.00
Korea Development Bank CP 0.21% 04/12/2020	KR	USD	14	14	0.00
Goldman Sachs CD 1.055% 30/04/2021	GB	USD	13	13	0.00
Goldman Sachs CD 1.05% 04/02/2021	GB	USD	13	13	0.00
Goldman Sachs CD 0.965% 04/11/2020	GB	USD	13	13	0.00
				11,847	0.08

목록에 없음

유틸리티

HKCG Finance 4.45% 26/09/2021 EMTN	HK	CNY	64,061	9,684	0.06
				9,684	0.06

산업재

MTR 2.15% 07/06/2021 EMTN	HK	CNY	42,707	6,371	0.04
Blue Skyview 15.758% VRN (Perpetual) (Defaulted)	VG	USD	23,087	5,814	0.04
ITNL Offshore 7.50% 18/01/2021 (Defaulted)	SG	CNY	58,776	1,098	0.01
China City Int'l 5.35% 03/07/2017 (Defaulted)*	HK	CNY	80,756	362	0.00
Jain Int'l Trading 7.125% 01/02/2022 (Defaulted)	NL	USD	1,669	325	0.00
				13,970	0.09

정보 기술

Bytedance*	CN	USD	260	16,305	0.11
Sensetime Group*	CN	USD	35,865	12,682	0.08
Nuoxi Capital 5.35% 24/01/2023 (Defaulted)	VG	USD	8,268	827	0.01
				29,814	0.20

소비재

Top Wise Excellence 6.00% 16/03/2020 (Defaulted)	VG	USD	6,264	680	0.00
				680	0.00

건강

China Animal Healthcare*	BM	HKD	8,811	0	0.00
				0	0.00

금융

Tianjin State-OCI. & Management. 1.60% 17/12/2039*	CN	USD	20,828	4,270	0.03
CDBL Funding 2 3.80% 27/02/2021 EMTN	KY	CNY	14,948	2,234	0.01
Yihua Overseas Invest. 8.50% 23/10/2020 (Defaulted)	VG	USD	10,325	826	0.01
Highbridge Multi Strategy Fund*	GB	GBP	7,957	0	0.00
				7,330	0.05

부동산

Modernland Overseas Pte 6.95% 13/04/2024	SG	USD	1,560	631	0.00
JGC Ventures 10.75% 30/08/2021 (Defaulted)	SG	USD	1,507	618	0.00
				1,249	0.01
단주				(8)	(0.00)
총 투자 (비용 USD 13,304,994)				14,508,800	95.91

예금

DZ Bank TD 0.08% 02/11/2020	DE	USD	324	324	0.00
Bred Banque TD 0.11% 02/11/2020	FR	USD	291	291	0.00
Barclays Bank TD 0.05% 02/11/2020	GB	USD	264	264	0.00
KBC Bank TD 0.08% 02/11/2020	BE	USD	190	190	0.00
				1,069	0.01
(예금 포함) 총 투자				14,509,869	95.92

신용 디폴트 스왑 (Credit Default Swap)

	CCY	기본 노출	미실현 이익 / (손실) USD	% 순자산
매도 보호 CDX NA HY S35 5 년 20/12/202	USD	284,646	10,115	0.07
매도 보호 iTraxx Xover S34 20/12/2025	EUR	60,946	4,267	0.03
매도 보호 CDX NA HY S26 5 년 20/06/2021	USD	172,608	2,926	0.02
매도 보호 CDX NA HY S25 5 년 20/12/2020	USD	341,450	1,816	0.01
매수 보호 CDX NA HY S35 5 년 20/12/202	USD	6,406	(228)	(0.00)
			18,896	0.12

선물환 계약

	기본 노출 USD	미실현 이익 / (손실) USD	% 순자산
구입 JPY 판매 USD 에 105.90000 15/12/2020	911,286	12,187	0.08
구입 USD 판매 GBP 에 1.32877 11/12/2020	204,381	5,198	0.03
구입 CNY 판매 USD 에 7.09250 19/08/2021	92,162	3,546	0.02
구입 CNY 판매 USD 에 7.19480 08/12/2020	41,220	2,978	0.02
구입 USD 판매 EUR 에 1.18257 15/12/2020	202,811	2,838	0.02
구입 CNY 판매 USD 에 6.97600 13/10/2021	119,459	2,129	0.01
구입 CNY 판매 USD 에 7.25230 08/06/2021	26,930	1,802	0.01
구입 USD 판매 EUR 에 1.18755 11/12/2020	91,188	1,677	0.01
구입 CNY 판매 USD 에 7.18200 15/06/2021	14,893	835	0.01
구입 CNY 판매 USD 에 7.06790 19/01/2021	15,194	757	0.01

현재 투자종목 명세서서 2020년 10월 31일

	기본 노출 USD	미실현 이익 / (손실) USD	% 순자산
구입 CNY 판매 USD 에 7.14400 30/07/2021	13,722	650	0.00
구입 USD 판매 CNY 에 0.14976 15/12/2020	93,091	506	0.00
구입 USD 판매 EUR 에 1.17727 15/12/2020	41,985	397	0.00
구입 CNY 판매 USD 에 7.13500 20/04/2021	5,150	273	0.00
구입 JPY 판매 USD 에 105.38959 15/12/2020	31,663	269	0.00
구입 KRW 판매 USD 에 1168.68000 04/01/2021	7,152	207	0.00
구입 CNY 판매 USD 에 6.98950 29/09/2021	6,251	129	0.00
구입 KRW 판매 USD 에 1186.63000 25/11/2020	2,851	128	0.00
구입 CNY 판매 USD 에 6.83820 15/04/2021	12,639	122	0.00
구입 SEK 판매 USD 에 9.01063 04/01/2021	7,518	110	0.00
구입 KRW 판매 USD 에 1187.75000 14/12/2020	2,401	109	0.00
구입 CNY 판매 USD 에 7.17686 29/03/2021	632	38	0.00
구입 USD 판매 CNY 에 0.14899 15/12/2020	124,071	37	0.00
구입 PHP 판매 USD 에 49.21700 13/11/2020	2,348	37	0.00
구입 THB 판매 USD 에 31.55500 25/11/2020	2,623	32	0.00
구입 USD 판매 EUR 에 1.18194 08/02/2021	2,386	29	0.00
구입 PHP 판매 USD 에 48.88503 15/12/2020	4,498	29	0.00
구입 SGD 판매 USD 에 1.37102 04/01/2021	7,102	28	0.00
구입 JPY 판매 USD 에 104.58969 15/12/2020	30,357	25	0.00
구입 CNY 판매 USD 에 6.78220 19/01/2021	3,411	25	0.00
구입 CNY 판매 USD 에 6.95110 27/09/2021	1,351	21	0.00
구입 PHP 판매 USD 에 48.84000 25/11/2020	2,619	18	0.00
구입 SGD 판매 USD 에 1.36752 14/12/2020	2,452	3	0.00
구입 PHP 판매 USD 에 48.61212 15/12/2020	206	0	0.00
구입 EUR 판매 USD 에 0.85750 11/12/2020	4,085	0	0.00
구입 USD 판매 THB 에 0.03206 25/11/2020	2,655	(1)	(0.00)
구입 USD 판매 THB 에 0.03193 15/12/2020	128	(1)	(0.00)
구입 USD 판매 IDR 에 0.00007 12/11/2020	126	(2)	(0.00)
구입 THB 판매 USD 에 31.14353 15/12/2020	2,392	(2)	(0.00)
구입 EUR 판매 USD 에 0.85327 11/12/2020	1,711	(9)	(0.00)
구입 GBP 판매 USD 에 0.77019 11/12/2020	4,818	(10)	(0.00)
구입 EUR 판매 USD 에 0.85575 11/12/2020	5,020	(11)	(0.00)
구입 EUR 판매 USD 에 0.84950 11/12/2020	1,674	(16)	(0.00)
구입 EUR 판매 USD 에 0.85446 04/01/2021	7,249	(21)	(0.00)
구입 EUR 판매 USD 에 0.84801 11/12/2020	2,111	(23)	(0.00)
구입 EUR 판매 USD 에 0.85096 11/12/2020	3,354	(26)	(0.00)
구입 USD 판매 THB 에 0.03167 15/12/2020	2,261	(29)	(0.00)
구입 GBP 판매 USD 에 0.76768 11/12/2020	5,642	(30)	(0.00)
구입 USD 판매 PHP 에 0.02045 15/12/2020	4,733	(32)	(0.00)
구입 EUR 판매 USD 에 0.84431 11/12/2020	2,300	(36)	(0.00)
구입 GBP 판매 USD 에 0.75998 11/12/2020	2,478	(38)	(0.00)
구입 EUR 판매 USD 에 0.84807 11/12/2020	3,720	(41)	(0.00)
구입 JPY 판매 USD 에 104.38219 15/12/2020	39,154	(45)	(0.00)
구입 USD 판매 TWD 에 0.03604 15/04/2021	13,598	(58)	(0.00)
구입 USD 판매 KRW 에 0.00086 14/12/2020	2,510	(60)	(0.00)
구입 EUR 판매 USD 에 0.84104 11/12/2020	3,661	(71)	(0.00)
구입 USD 판매 TWD 에 0.03459 19/01/2021	16,646	(501)	(0.00)
구입 USD 판매 CNY 에 0.14778 15/12/2020	79,239	(621)	(0.00)
구입 USD 판매 CNY 에 0.14744 19/01/2021	87,103	(628)	(0.00)
구입 USD 판매 JPY 에 0.00954 15/12/2020	265,085	(889)	(0.01)
구입 USD 판매 CNY 에 0.13810 26/05/2021	85,152	(5,286)	(0.03)
구입 USD 판매 CNY 에 0.14511 15/12/2020	1,440,315	(37,132)	(0.25)
		(8,450)	**(0.06)**
A-HMDIST (G) 주식 (AUD) (AUD/USD 헤지)			
구입 AUD 판매 USD 에 1.40671 24/11/2020	27,156	(298)	(0.00)
구입 AUD 판매 USD 에 1.41275 24/11/2020	429,022	(2,888)	(0.02)
		(3,186)	**(0.02)**
A-MINCOME (G) 주식 (AUD) (AUD/USD 헤지)			
구입 AUD 판매 USD 에 1.41275 24/11/2020	108,017	(727)	(0.00)
		(727)	**(0.00)**
A-MINCOME (G) 주식 (CAD) (CAD/USD 헤지)			
구입 CAD 판매 USD 에 1.31550 24/11/2020	30,407	(366)	(0.00)
구입 CAD 판매 USD 에 1.32161 24/11/2020	138,997	(1,033)	(0.01)
		(1,399)	**(0.01)**
A-MINCOME (G) 주식 (GBP) (GBP/USD 헤지)			
구입 GBP 판매 USD 에 0.77325 24/11/2020	640,281	1,179	0.01
		1,179	**0.01**

선물

	CCY	기본 노출	미실현 이익 / (손실) USD	% 순자산
FTSE 100 Index Future 18/12/2020	GBP	(7,706)	780	0.01
US Ultra Bond Future 21/12/2020	USD	(13,152)	680	0.00
FTSE 250 Index Future 18/12/2020	GBP	(20,164)	531	0.00
US Treasury Note 10 Year Bond Future 21/12/2020	USD	(25,650)	211	0.00
US Treasury Note 5 Year Bond Future 31/12/2020	USD	(71,109)	168	0.00
US Treasury Note 2 Year Bond Future 31/12/2020	USD	17,745	(6)	(0.00)
Euro-Bund Bond Future 08/12/2020	EUR	(364)	(6)	(0.00)
US Long Bond Future 21/12/2020	USD	5,449	(115)	(0.00)
E-Mini Russ 2000 Index Future 18/12/2020	USD	(20,586)	(611)	(0.00)
미국 10 년 Ultra Bond Future 21/12/2020	USD	167,461	(2,292)	(0.02)
			(660)	**(0.00)**

금리 스왑

	CCY	기본 노출	미실현 이익 / (손실) USD	% 순자산
Receive fixed 4.36% pay float. (1d FBIL) 14/10/2025	INR	644,876	8	0.00
Receive fixed 2.53% pay float. (7d China) 22/07/2025	CNY	43,852	(18)	(0.00)
Receive fixed 2.245% pay float. (7d China) 10/06/2025	CNY	54,428	(123)	(0.00)
			(133)	**(0.00)**

총 수익 스왑

				% 순자산
Receive iBoxx USD Liq. IG pay 3m USD LIBOR 20/06/2021	USD	199,284	(2,663)	(0.02)
			(2,663)	**(0.02)**
기타 자산 및 부채			614,370	4.06
순자산			**15,127,096**	**100.00**

지역별 배분

국가	국가 코드	% 순자산
중국	CN	41.25
케이맨 제도	KY	18.33
홍콩	HK	10.32
버진 아일랜드 (영국령)	VG	7.19
대만	TW	2.82
룩셈부르크	LU	2.60
영국	GB	2.26
아일랜드	IE	2.11
싱가포르	SG	1.70
인도	IN	1.31
태국	TH	0.98
인도네시아	ID	0.65
모리셔스	MU	0.63
일본	JP	0.56
미국	US	0.49
필리핀	PH	0.45
버뮤다	BM	0.42
스리랑카	LK	0.33
호주	AU	0.32
네덜란드	NL	0.27
한국	KR	0.23
아랍 에미리트	AE	0.22
초 국가	SU	0.15
독일	DE	0.12
말레이시아	MY	0.08
몽골리아	MN	0.08
멕시코	MX	0.02
프랑스	FR	0.00
벨기에	BE	0.00
이라크	IQ	0.00
스웨덴	SE	0.00
덴마크	DK	0.00
오스트리아	AT	0.00
핀란드	FI	0.00
캐나다	CA	0.00
현금 및 기타 순자산		4.07

현재 투자종목 명세서서 2020년 10월 31일

공인된 주식 또는 공식 증권거래소에서 거래됨

에너지

	국가 코드	CCY	주식 또는 명목	시가(USD)	% 순자산
Thaioil Treasury Centre 3.75% 18/06/2050 Reg S	TH	USD	227,575	210,554	0.21
BP Capital Markets 3.25% VRN (Perpetual)	GB	EUR	172,605	206,949	0.20
Thaioil Treasury 2.50% 18/06/2030 Reg S	TH	USD	203,791	197,566	0.19
Pertamina Persero 4.15% 25/02/2060 Reg S	ID	USD	195,661	195,129	0.19
Thaioil Treasury Center 3.50% 17/10/2049 Reg S	TH	USD	196,715	175,105	0.17
Enbridge 3.125% 15/11/2029	CA	USD	159,672	168,212	0.16
Shell Int'l Finance 2.50% 12/09/2026	NL	USD	149,746	162,775	0.16
Medco Bell Pte 6.375% 30/01/2027 Reg S	SG	USD	181,680	160,877	0.16
PTTEP Treasury Center 3.903% 06/12/2059 Reg S	TH	USD	141,470	151,695	0.15
Medco Oak Tree Pte 7.375% 14/05/2026 Reg S	SG	USD	145,957	141,903	0.14
TOTAL 3.875% VRN (Perpetual) EMTN	FR	EUR	102,792	124,940	0.12
BP Capital Markets 3.506% 17/03/2025	GB	USD	108,318	119,959	0.12
CNPC Global Capital 2.00% 23/06/2030 Reg S	VG	USD	101,895	101,141	0.10
Eni 2.625% VRN (Perpetual)	IT	EUR	85,660	98,982	0.10
Schlumberger Investment 3.65% 01/12/2023	LU	USD	89,330	96,163	0.09
Eni 3.375% VRN (Perpetual)	IT	EUR	82,892	95,754	0.09
Repsol Intl. Finance 3.75% VRN (Perpetual)	NL	EUR	75,819	88,698	0.09
Total	FR	EUR	2,758	82,972	0.08
Periama Holdings 5.95% 19/04/2026	US	USD	78,408	78,604	0.08
Indika Energy Capital 8.25% 22/10/2025 Reg S	SG	USD	78,408	78,383	0.08
Puma Int'l Fin. 5.125% 06/10/2024 Reg S	LU	USD	88,515	75,260	0.07
GS Caltex 1.625% 27/07/2025 Reg S	KR	USD	60,430	60,528	0.06
Adaro Indonesia 4.25% 31/10/2024 Reg S	ID	USD	59,447	59,224	0.06
PTTEP Treasury 2.587% 10/06/2027 Reg S	TH	USD	57,175	59,008	0.06
ABM Investama 7.125% 01/08/2022 Reg S	ID	USD	80,442	52,488	0.05
Repsol Int'l Finance 4.50% VRN 25/03/2075	NL	EUR	42,830	51,770	0.05
BP Capital Markets 3.625% VRN (Perpetual)	GB	EUR	40,594	48,648	0.05
Petroleos Mexicanos 7.19% 12/09/2024 Reg S	MX	MXN	1,115,353	45,770	0.04
Equinor	NO	NOK	3,593	45,688	0.04
Mongolian Mining 9.25% 15/04/2024 Reg S	SU	USD	55,557	45,269	0.04
BP Capital Markets 3.723% 28/11/2028	GB	USD	38,407	43,671	0.04
Puma Int'l Fin. 5.00% 24/01/2026 Reg S	LU	USD	52,685	43,655	0.04
HPCL-Mittal Energy 5.25% 28/04/2027	IN	USD	42,768	43,599	0.04
Pertamina Persero 4.70% 30/07/2049 Reg S	ID	USD	33,257	36,096	0.04
EG Global Finance 6.25% 30/10/2025 Reg S	GB	EUR	25,264	28,134	0.03
Thaioil Treasury Centre 4.875% 23/01/2043 Reg S	TH	USD	23,166	25,544	0.02
ONEOK Partner 4.90% 15/03/2025	US	USD	21,577	23,572	0.02
Oil India 5.125% 04/02/2029	IN	USD	21,715	23,481	0.02
Vallourec 4.125% 04/10/2022	FR	EUR	5,191	23,328	0.02
Vallourec 6.375% 15/10/2023 Reg S	FR	EUR	31,545	21,900	0.02
Repsol International Fin. 4.247% VRN (Perpetual)	NL	EUR	18,223	21,576	0.02
Origin Energy	AU	AUD	6,720	18,871	0.02
CNOOC	CN	HKD	17,507	15,965	0.02
Vallourec 6.625% 15/10/2022 Reg S	FR	EUR	19,296	13,446	0.01
Anton Oilfield Services Group 7.50% 02/12/2022	KY	USD	22,643	13,371	0.01
Royal Dutch Shell (B)	NL	GBP	1,109	13,350	0.01
Petroleos Mexicanos 3.75% 21/02/2024 EMTN	MX	EUR	11,033	12,363	0.01
Denbury	US	USD	590	9,665	0.01
China Oilfield Services (H)	CN	HKD	15,565	9,389	0.01
BP	GB	GBP	3,037	7,735	0.01
Petroleos Mexicanos 4.75% 26/02/2029	MX	EUR	6,457	6,620	0.01
Petroleos Mexicanos 6.50% 23/01/2029	MX	USD	4,388	3,925	0.00
DNO (A)	NO	NOK	4,037	1,671	0.00
PTTEP Canada Int'l Finance 6.35% 12/06/2042 Reg S	CA	USD	1,132	1,588	0.00
CNOOC Finance 2012 5.00% 02/05/2042 Reg S	VG	USD	1,132	1,503	0.00
Gulf Keystone Petroleum	GB	GBP	1,623	1,472	0.00
Petroleos Mexicanos 7.47% 12/11/2026	MX	MXN	6,287	233	0.00
				3,745,737	**3.66**

유틸리티

	국가 코드	CCY	주식 또는 명목	시가(USD)	% 순자산
Enel	IT	EUR	47,490	378,117	0.37
National Grid	GB	GBP	31,258	372,136	0.36
Perusahaan Listrik Negara 4.375% 05/02/2050 Reg S	ID	USD	317,967	330,686	0.32
Enel 8.75% VRN 24/09/2073	IT	USD	185,026	213,649	0.21
EDF 6.00% VRN (Perpetual) EMTN	FR	GBP	151,269	212,988	0.21
Greencoat Renewables	IE	EUR	147,509	201,071	0.20
EDF 3.375% VRN (Perpetual)	FR	EUR	172,678	197,916	0.19
Perusahaan Listrik Negara 4.875% 17/07/2049 Reg S	ID	USD	168,552	186,552	0.18
Georgia Power 2.85% 15/05/2022	US	USD	168,302	174,535	0.17
Perusahaan Listrik Negara 4.00% 30/06/2050 Reg S	ID	USD	153,170	151,792	0.15
Edison International	US	USD	2,428	135,347	0.13
Entergy Mississippi 2.85% 01/06/2028	US	USD	120,833	132,126	0.13
Star Energy Geothermal 4.85% 14/10/2038 Reg S	BM	USD	124,292	127,907	0.13
Hongkong Electric Finance 1.875% 27/08/2030 EMTN	VG	USD	127,369	124,716	0.12
NGG Finance 5.625% VRN 18/06/2073	GB	GBP	80,966	118,563	0.12
NextEra Energy Capital 2.25% 01/06/2030	US	USD	112,202	116,166	0.11
Adani Electricity Mumbai 3.949% 12/02/2030 Reg S	IN	USD	111,519	110,346	0.11
Power Sector A&L Mgmt 7.39% 02/12/2024 Reg S	PH	USD	87,743	110,123	0.11
EDF 5.375% VRN (Perpetual) EMTN	FR	EUR	85,660	109,719	0.11
Greenko Investment 4.875% 16/08/2023 Reg S	MU	USD	104,512	105,170	0.10
Virginia Electric & Power 2.95% 15/01/2022	US	USD	100,981	103,353	0.10
Duke Energy Carolinas 2.95% 01/12/2026	US	USD	85,014	94,859	0.09
SSE 3.74% VRN (Perpetual)	GB	GBP	68,528	91,527	0.09
Southern California Gas 2.60% 15/06/2026	US	USD	83,720	90,106	0.09
ENN Energy 2.625% 17/09/2030 Reg S	KY	USD	86,809	87,399	0.09
Perusahaan Listrik Negara 5.45% 21/05/2028 Reg S	ID	USD	73,874	86,698	0.08
San Diego Gas & Electric 2.50% 15/05/2026	US	USD	79,404	85,938	0.08
Star Energy Geothermal 6.75% 24/04/2033 Reg S	VG	USD	75,085	82,979	0.08
ReNew Power 5.875% 05/03/2027 Reg S	IN	USD	79,121	81,249	0.08
Three Gorges 1.30% 22/09/2025 Reg S	KY	USD	73,591	73,256	0.07
Greenko Solar Mauritius 5.95% 29/07/2026 Reg S	MU	USD	68,001	71,967	0.07
Contemporary Ruiding 1.875% 17/09/2025 Reg S	VG	USD	70,761	70,821	0.07
Greenko Solar Mauritius 5.55% 29/01/2025 Reg S	MU	USD	67,054	69,115	0.07
Three Gorges Finance 2.15% 22/09/2030 Reg S	KY	USD	65,100	64,802	0.06
Adani Transmission 4.00% 03/08/2026 Reg S	IN	USD	61,703	64,694	0.06
Guangdong Investment	HK	HKD	43,137	63,973	0.06
CLP Power Hk 2.50% 30/06/2035 EMTN	VG	USD	62,417	63,522	0.06
NextEra Energy Capital Holdings 2.90% 01/04/2022	US	USD	59,985	62,060	0.06
EDP 4.496% VRN 30/04/2079	PT	EUR	49,148	61,913	0.06
Iberdrola International 2.250% VRN (Perpetual)	NL	EUR	52,253	60,894	0.06
Teollisuuden Voima 1.125% 09/03/2026 EMTN	FI	EUR	55,884	60,124	0.06
EDF 4.50% 04/12/2069 EMTN	FR	USD	50,151	55,653	0.05
Neerg Energy 6.00% 13/02/2022 Reg S	MU	USD	51,993	52,902	0.05
SMC Global Power Holdings 5.95% VRN (Perpetual)	PH	USD	53,816	52,056	0.05
HK Electric Finance 2.25% 09/06/2030 EMTN	VG	USD	51,468	52,022	0.05
Fortum	FI	EUR	2,543	47,851	0.05
EDF 2.00% 09/12/2049 EMTN	FR	EUR	35,106	44,762	0.04
CLP Power Hong Kong Fin. 2.125% 30/06/2030 EMTN	VG	USD	44,296	44,543	0.04
Tennet Holdings 2.374% VRN (Perpetual)	NL	EUR	35,969	42,227	0.04
Veolia Environment 2.50% VRN (Perpetual)	FR	EUR	35,357	39,978	0.04
Contemporary Ruiding 2.625% 17/09/2030 Reg S	VG	USD	39,060	38,798	0.04
Anglian Water Osprey Fin. 4.00% 08/03/2026 EMTN	GB	GBP	30,091	38,461	0.04
GCL New Energy Holdings 7.10% 30/01/2021	BM	USD	71,176	34,520	0.03
SSE 4.75% VRN 16/09/2077	GB	USD	31,951	33,069	0.03
Orsted 1.75% VRN 09/12/3019	DK	EUR	27,840	32,484	0.03
HK Electric Investments & HK Electric Investments	HK	HKD	31,288	31,845	0.03
EDF 4.00% VRN (Perpetual)	FR	EUR	25,698	31,175	0.03
Tennet Holdings 2.995% VRN (Perpetual)	NL	EUR	25,698	30,941	0.03
Veolia Environment 2.25% VRN (Perpetual)	FR	EUR	26,580	30,640	0.03
Huadian Power International (H)	CN	HKD	123,516	30,630	0.03
SMC Global Power Holdings 5.70% VRN (Perpetual)	PH	USD	26,017	24,684	0.02
China Resources Gas Group	HK	HKD	5,464	23,718	0.02
CK Infrastructure Holdings	HK	HKD	4,839	22,818	0.02
Mong Duong Fin. Holdings 5.125% 07/05/2029 Reg S	NL	USD	21,511	21,951	0.02
Shenzhen Gas (A)	CN	CNY	18,579	20,456	0.02
EDF 5.875% VRN (Perpetual) EMTN	FR	GBP	13,792	19,408	0.02
Energo-Pro AS 4.00% 07/12/2022	CZ	EUR	16,299	18,287	0.02
ELM For Firmenich Intel. 3.75% VRN (Perpetual)	NL	EUR	14,562	17,687	0.02
Power Assets Holdings	HK	HKD	3,262	16,792	0.02
Shenzhen Gas	CN	CNY	14,198	15,633	0.02
SSE	GB	GBP	672	10,924	0.01
ReNew Power Synthetic 6.67% 12/03/2024 Reg S	IN	USD	8,491	8,904	0.01
Energo-Pro AS 4.50% 04/05/2024	CZ	EUR	7,523	8,376	0.01
EDF 3.00% VRN (Perpetual)	FR	EUR	6,853	7,857	0.01
Perusahaan Listrik Negara 5.375% 25/01/2029 Reg S	ID	USD	5,661	6,657	0.01
Korea South East Power 2.125% 03/02/2025 Reg S	KR	USD	3,538	3,700	0.00
China Oil & Gas Group 5.50% 25/01/2023	BM	USD	3,113	3,195	0.00
Perushan Gas 5.125% 16/05/2024 Reg S	ID	USD	2,264	2,485	0.00
				6,218,963	**6.08**

소재

	국가 코드	CCY	주식 또는 명목	시가(USD)	% 순자산
ABJA Investment 5.45% 24/01/2028	SG	USD	369,776	357,973	0.35
Indonesia 5.45% 15/05/2030 Reg S	ID	USD	278,797	318,060	0.31
Akzo Nobel	NL	EUR	2,444	235,492	0.23
JSW Steel 5.375% 04/04/2025	IN	USD	180,666	180,814	0.18
CNAC HK Finbridge 5.125% 14/03/2028	HK	USD	155,673	175,857	0.17
Sherwin-Williams 2.95% 15/08/2029	US	USD	139,389	152,909	0.15
Rio Tinto Finance 3.75% 15/06/2025	AU	USD	121,696	137,025	0.13
Linde 1.10% 10/08/2030	US	USD	139,821	135,409	0.13
Vedanta Resources 6.125% 09/08/2024 Reg S	GB	USD	209,538	122,638	0.12
Linde	GB	USD	542	118,763	0.12
CNAC HK Finbridge 3.70% 22/09/2050 Reg S	HK	USD	116,047	111,103	0.11
JSW Steel 5.95% 18/04/2024	IN	USD	105,152	108,052	0.11
Holcim Finance Luxembourg 3.00% VRN (Perpetual)	LU	EUR	86,177	102,431	0.10
Solvay Finance 5.869% VRN (Perpetual)	FR	EUR	77,094	99,809	0.10
BHP Group (UK)	AU	GBP	4,116	79,460	0.08
Ardagh Packaging Finance 2.125% 15/08/2026 Reg S	SU	EUR	65,014	74,248	0.07
BHP Billiton Finance 5.625% VRN 22/10/2079	AU	EUR	54,274	74,109	0.07
CNAC HK Finbridge 2.00% 22/09/2025 Reg S	HK	USD	73,591	72,373	0.07
CNAC HK Finbridge 3.00% 22/09/2030 Reg S	HK	USD	73,591	72,241	0.07
UPL 5.25% VRN (Perpetual)	MU	USD	65,577	61,876	0.06
BHP Group	AU	AUD	2,499	59,580	0.06
Air Liquide	FR	EUR	342	50,074	0.05
BHP Billiton Finance 6.50% VRN 22/10/2077	AU	GBP	34,264	48,604	0.05

* 이사회 결정으로 가격이 책정된 유가증권.
별첨 재무제표에 대한 주석은 본 재무제표의 중요한 일부입니다. 투자종목 명세서 및 지역별 배분의 순자산 비율은 반올림되었습니다.

현재 투자종목 명세서서 2020년 10월 31일

	국가 코드	CCY	주식 또는 명목	시가(USD)	% 순자산
Indonesia 5.80% 15/05/2050 Reg S	ID	USD	41,041	47,895	0.05
Vedanta Resources 6.375% 30/07/2022 Reg S	GB	USD	64,437	45,621	0.04
ARD Finance 5.00% 30/06/2027 Reg S	LU	EUR	37,057	41,879	0.04
Evolution Mining	AU	AUD	9,894	38,719	0.04
Tianqi Fin 3.75% 28/11/2022	VG	USD	88,702	36,961	0.04
thyssenkru 1.875% 06/03/2023 EMTN	DE	EUR	32,380	35,216	0.03
Chalco Hong Kong Invest. 4.25% VRN (Perpetual)	VG	USD	33,965	34,423	0.03
Vedanta Resources 7.125% 31/05/2023 Reg S	GB	USD	55,099	34,162	0.03
Solvay 4.25% VRN (Perpetual)	BE	EUR	27,411	33,526	0.03
Victrex	GB	GBP	1,367	32,682	0.03
Trafigura Group Pte 6.875% VRN (Perpetual)	SG	USD	31,178	29,557	0.03
Inalum 6.757% 15/11/2048 Reg S	ID	USD	21,794	28,113	0.03
Trivium Packaging Fin 3.75% 15/08/2026 Reg S	NL	EUR	23,007	26,579	0.03
China Minmetals 3.75% VRN (Perpetual)	CN	USD	26,040	26,547	0.03
ArcelorMittal 1.75% 19/11/2025 EMTN	LU	EUR	21,630	25,186	0.02
Ardagh Packaging Finance 4.75% 15/07/2027 Reg S	SU	GBP	17,804	23,263	0.02
SPCM 2.00% 01/02/2026 Reg S	FR	EUR	19,710	22,972	0.02
SPCM 2.625% 01/02/2029 Reg S	FR	EUR	18,554	21,630	0.02
Metinvest 8.50% 23/04/2026 Reg S	NL	USD	20,311	20,603	0.02
Beijing Oriental Yuhong Waterproof Technology (A)	CN	CNY	3,654	20,295	0.02
Korea Zinc	KR	KRW	55	18,764	0.02
Fuchs Petrolub (Pref'd)	DE	EUR	348	17,925	0.02
Rio Tinto	GB	GBP	285	16,104	0.02
Trivium Packaging Fin 3.75% FRN 15/08/2026 Reg S	NL	EUR	13,433	15,368	0.02
Arcelormittal 7.25% 15/10/2039	LU	USD	11,660	14,268	0.01
BASF	DE	EUR	243	13,300	0.01
Greatview Aseptic Packaging	CN	HKD	30,591	13,102	0.01
Anglo American	GB	GBP	506	11,869	0.01
Covestro	DE	EUR	236	11,284	0.01
Trivium Packaging Fin 5.50% 15/08/2026 144A	NL	USD	9,218	9,671	0.01
HeidelbergCement	DE	EUR	163	9,337	0.01
Thyssenkrupp 2.75% 08/03/2021 EMTN	DE	EUR	6,470	7,548	0.01
Indonesia 5.71% 15/11/2023 Reg S	ID	USD	4,529	4,988	0.00
ENN Clean Energy Int'l Inv. 7.50% 27/02/2021	VG	USD	2,830	2,862	0.00
CNAC HK Finbridge 4.625% 14/03/2023	HK	USD	2,474	2,620	0.00
Sinochem Int'l Dev. 3.125% 25/07/2022	SG	USD	2,264	2,321	0.00
Voyage Bonds 3.375% 28/09/2022	VG	USD	1,557	1,604	0.00
Minmetals Bounteous Finance 4.75% 30/07/2025	VG	USD	1,132	1,274	0.00
Minmetals Bounteous Finance 4.20% 27/07/2026	VG	USD	1,132	1,264	0.00
CNAC HK Finbridge 3.875% 19/06/2029	HK	USD	1,132	1,193	0.00
Sinochem Overseas Capital 4.50% 12/11/2020 Reg S	VG	USD	1,132	1,133	0.00
LafargeHolcim	CH	CHF	6	254	0.00
				3,752,782	3.67

산업재

Wolters Kluwer	NL	EUR	8,547	692,884	0.68
Schneider Electric	FR	EUR	4,845	588,148	0.58
RELX	GB	EUR	23,466	464,901	0.45
CMB International 1.875% 12/08/2025 EMTN	HK	USD	226,434	223,311	0.22
BOC Aviation 3.25% 29/04/2025 Reg S	SG	USD	194,733	203,603	0.20
Yunda Holdings 2.25% 19/08/2025 Reg S	VG	USD	193,460	192,316	0.19
CMB International 2.75% 12/08/2030 EMTN	HK	USD	196,007	190,943	0.19
MTR 1.625% 19/08/2030 EMTN	HK	USD	191,054	186,714	0.18
Adani Ports& Special Econ. 4.00% 30/07/2027 Reg S	IN	USD	180,864	182,085	0.18
CSSC Capital 2015 3.00% 13/02/2030	VG	USD	183,695	178,921	0.17
Sandvik	SE	SEK	9,697	172,905	0.17
AVIX Intl. Finance 3.30% 23/09/2030 Reg S	VG	USD	141,521	137,925	0.13
Goodman HK Finance 3.00% 22/07/2030 EMTN	KY	USD	117,180	120,416	0.12
Holding d'Infrastructures 2.50% 04/05/2027 EMTN	FR	EUR	90,523	114,859	0.11
Honeywell International 2.50% 01/11/2026	US	USD	98,392	107,847	0.11
Allegion 3.50% 01/10/2029	IE	USD	96,666	106,033	0.10
3M 3.625% 14/09/2028 MTN	US	USD	89,761	103,608	0.10
Delhi Int'l Airport 6.125% 31/10/2026 Reg S	IN	USD	99,863	101,842	0.10
Fastenal	US	USD	2,343	101,117	0.10
Epiroc	SE	SEK	6,987	100,300	0.10
Siemens	DE	EUR	845	99,089	0.10
Indika Energy Capital Pte 5.875% 09/11/2024 Reg S	SG	USD	103,985	98,381	0.10
WW Grainger	US	USD	279	97,383	0.10
Delhi Int'l Airport 6.45% 04/06/2029 Reg S	IN	USD	93,733	94,736	0.09
CSSC Capital 2015 2.50% 13/02/2025	VG	USD	90,574	91,172	0.09
Rolls-Royce 4.625% 16/02/2026 Reg S	GB	EUR	74,520	87,036	0.09
Nan Fung Treasury 3.625% 27/08/2030 EMTN	VG	USD	82,082	81,687	0.08
eHi Car Services 5.875% 14/08/2022	KY	USD	92,601	79,170	0.08
Honeywell International 2.70% 15/08/2029	US	USD	71,205	78,543	0.08
Hubbell (B)	US	USD	519	75,279	0.07
Marubeni 1.319% 18/09/2025 Reg S	JP	USD	73,591	73,206	0.07
BOC Aviation 2.625% 17/01/2025 GMTN	SG	USD	70,336	71,596	0.07
Getlink 3.50% 30/10/2025	FR	EUR	59,149	69,247	0.07
BOC Aviation 2.625% 17/09/2030 Reg S	SG	USD	70,761	68,856	0.07
Eastern Creation 1.00% 10/09/2023 EMTN	VG	USD	67,506	67,120	0.07
Autostrade per l'Italia 1.875% 26/09/2029 EMTN	IT	EUR	57,604	65,727	0.06
Per l'Italia 6.25% 09/06/2022 EMTN	IT	GBP	45,568	62,520	0.06
Inter Consolidated Airlines 0.50% 04/07/2023	ES	EUR	62,439	59,652	0.06
Volvo Treasury 4.85% VRN 10/03/2078	SE	EUR	42,830	53,807	0.05
DCC	IE	GBP	707	46,036	0.05
Paprec Holding 3.50% FRN 31/03/2025 Reg S	FR	EUR	40,836	44,204	0.04
Illinois Tool Works 2.65% 15/11/2026	US	USD	38,839	42,943	0.04
Intrum 3.50% 15/07/2026 Reg S	SE	EUR	40,838	42,631	0.04
Intrum 3.00% 15/09/2027 Reg S	SE	EUR	40,477	41,111	0.04
SITC International Holdings	HK	HKD	25,226	38,955	0.04
Vinci	FR	EUR	473	37,341	0.04
GMR Int'l Airport 5.375% 10/04/2024 Reg S	IN	USD	37,016	36,596	0.04
Service Stream	AU	AUD	23,888	33,685	0.03
Holding d'Infrastructures 1.625% 18/09/2029 EMTN	FR	EUR	28,085	33,417	0.03
AA Bond 5.50% 31/07/2022 Reg S	GB	GBP	28,249	33,356	0.03
GMR Int'l Airport 4.25% 27/10/2027 Reg S	IN	USD	36,395	32,942	0.03
Per l'Italia 1.875% 04/11/2025 EMTN	IT	EUR	26,796	30,889	0.03
Autostrade per l'Italia 1.125% 04/11/2021 EMTN	IT	EUR	25,334	29,155	0.03
Intrum 3.125% 15/07/2024 Reg S	SE	EUR	23,880	26,310	0.03
CAR 8.875% 10/05/2022	KY	USD	28,554	24,663	0.02
Country Garden Services Holdings	CN	HKD	3,882	24,444	0.02
Wijaya Karya 7.70% 31/01/2021 Reg S	ID	IDR	349,131,486	22,981	0.02
Nan Fung Treasury 5.00% 05/09/2028 EMTN	VG	USD	16,983	18,648	0.02
China Singyes Energy Hldgs 6.00% 19/12/2022 Reg S	BM	USD	20,216	18,446	0.02
Pacific Basin Shipping	HK	HKD	125,952	18,390	0.02
Rolls-Royce 5.75% 15/10/2027 144A	GB	USD	18,085	18,333	0.02
Autostrade per l'Italia 1.75% 26/06/2026/ EMTN	IT	EUR	16,008	18,244	0.02
CIMC Enric Holdings	HK	HKD	35,588	16,758	0.02
Cargotec (B)	FI	EUR	377	12,954	0.01
RELX	GB	GBP	630	12,472	0.01
Hyundai Mipo Dockyard	KR	KRW	486	12,087	0.01
Jasa Marga 7.50% 11/12/2020 Reg S	ID	IDR	171,636,978	11,580	0.01
Koentec	KR	KRW	1,520	11,345	0.01
Dianjian Haiyu 3.50% VRN (Perpetual) EMTN	VG	USD	10,897	11,046	0.01
Neles	FI	EUR	817	10,943	0.01
Adecco Group	CH	CHF	205	10,073	0.01
Per Aarsleff Holding (B)	DK	DKK	257	9,848	0.01
John Laing Group	GB	GBP	2,570	9,367	0.01
Rheinmetall	DE	EUR	126	9,191	0.01
BAE Systems	GB	GBP	1,623	8,348	0.01
Societe BIC	FR	EUR	166	7,962	0.01
Balfour Beatty	GB	GBP	2,854	7,896	0.01
Hochtief	DE	EUR	99	7,285	0.01
Intrum 2.75% 15/07/2022 Reg S	SE	EUR	4,464	5,193	0.01
Babcock International Group	GB	GBP	1,579	4,442	0.00
Nan Fung Treasury 4.875% 29/05/2024 EMTN	VG	USD	2,830	3,053	0.00
Leonardo	IT	EUR	603	2,870	0.00
International Consolidated Airlines	GB	GBP	1,541	1,925	0.00
Bouygues	FR	EUR	59	1,924	0.00
CMHI Finance BVI 5.00% 06/08/2028	VG	USD	1,557	1,831	0.00
Soechi Capital Pte 8.375% 31/01/2023 Reg S	SG	USD	2,830	1,734	0.00
Yangzhou Urban Construction 4.375% 19/12/2020	CN	USD	1,415	1,421	0.00
China Railway Xunjie 3.25% 28/07/2026	VG	USD	1,132	1,225	0.00
PSA Treasury 2.50% 12/04/2026 GMTN	SG	USD	1,132	1,208	0.00
Chengdu Communications Group 4.75% 13/12/2027	CN	USD	1,132	1,189	0.00
Jiaxing City Inv. & Dev. Group 4.40% 03/01/2021	CN	USD	1,132	1,137	0.00
BTS Group Holdings WTS 16/02/2021	TH	THB	5,567	84	0.00
				6,656,996	6.51

정보 기술

Taiwan Semiconductor Manufacturing	TW	TWD	62,224	940,980	0.92
Samsung Electronics Perpetual (Pref'd)	KR	KRW	11,535	512,961	0.50
Cisco Systems	US	USD	14,320	510,213	0.50
Intel	US	USD	9,644	423,862	0.41
Semiconductor Manu. Intl. 2.693% 27/02/2025	KY	USD	317,489	313,616	0.31
Tencent Holdings	CN	HKD	3,934	300,003	0.29
Network i2i 5.650% VRN (Perpetual) Reg S	MU	USD	251,618	252,624	0.25
Taiwan Semiconductor Manufacturing ADR	TW	USD	2,876	240,000	0.23
KLA-Tencor	US	USD	1,126	223,391	0.22
Oracle	US	USD	3,740	209,270	0.20
Texas Instruments	US	USD	1,325	189,722	0.19
VMware 2.95% 21/08/2022	US	USD	176,933	183,764	0.18
PayPal Holdings 2.85% 01/10/2029	US	USD	152,335	166,482	0.16
Oracle 3.25% 15/11/2027	US	USD	147,157	165,650	0.16
Microsoft	US	USD	767	154,480	0.15
Orano 3.375% 23/04/2026 EMTN	FR	EUR	120,614	144,722	0.14
Samsung Electronics	KR	KRW	2,406	120,910	0.12
ams 2.125% 03/11/2027	AT	EUR	94,735	108,532	0.11
Lenovo Group 3.421% 02/11/2030 Reg S	HK	USD	96,093	97,845	0.10
Tencent Holdings 2.39% 03/06/2030 Reg S	KY	USD	96,234	97,544	0.10
Amdocs	US	USD	1,482	83,310	0.08
Orano 2.75% 08/03/2028 EMTN	FR	EUR	68,457	78,041	0.08
International Business Machines 3.30% 27/01/2027	US	USD	65,163	72,820	0.07
Xiaomi Best Time Intl. 3.375% 29/04/2030 Reg S	HK	USD	63,685	66,444	0.06
MediaTek	TW	TWD	2,768	65,889	0.06
Nexi 1.75% 24/04/2027	IT	EUR	44,384	58,471	0.06
SAP	DE	EUR	547	58,300	0.06
Hon Hai Precision Industry	TW	TWD	19,915	54,061	0.05
Hewlett Packard Enterprise 2.25% 01/04/2023	US	USD	51,785	53,606	0.05
International Business Machines 3.50% 15/05/2029	US	USD	40,565	46,412	0.05

현재 투자종목 명세서서 2020년 10월 31일

	국가 코드	CCY	주식 또는 명목	시가(USD)	% 순자산
Hewlett Packard Enterprise 4.40% 15/10/2022	US	USD	42,723	45,546	0.04
Lenovo Group 3.375% 24/01/2024	HK	USD	39,917	43,549	0.04
NAVER	KR	KRW	126	32,157	0.03
Appen	AU	AUD	1,224	27,836	0.03
Sunny Optical Technology (H)	CN	HKD	1,502	24,956	0.02
Nokia 3.125% 15/05/2028 EMTN	FI	EUR	19,258	24,218	0.02
SUNeVision Holdings	HK	HKD	25,882	22,700	0.02
Nokia 6.625% 15/05/2039	FI	USD	17,390	21,913	0.02
Lenovo Securities 5.375% VRN (Perpetual) EMTN	KY	USD	20,662	21,488	0.02
ams 0.00% 05/03/2025	AT	EUR	23,070	19,804	0.02
Nokia 2.375% 15/05/2025 EMTN	FI	EUR	16,179	19,590	0.02
Advantech	TW	TWD	1,640	16,618	0.02
Tsinghua Unic 4.75% 31/01/2021	VG	USD	25,578	16,466	0.02
ASM Pacific Technology	HK	HKD	1,528	15,403	0.02
Capgemini	FR	EUR	119	13,763	0.01
Siltronic	DE	EUR	127	12,012	0.01
AT&S Austria Technologie & Systemtechnik	AT	EUR	619	11,236	0.01
Software	DE	EUR	289	10,345	0.01
Spectris	GB	GBP	234	7,518	0.01
ASM International	NL	EUR	35	5,067	0.00
Barco	BE	EUR	288	4,520	0.00
Tencent Holdings 2.985% 19/01/2023 Reg S	KY	USD	4,246	4,423	0.00
Tencent Holdings 3.595% 19/01/2028 Reg S	KY	USD	2,830	3,098	0.00
SGSP Australia Assets 3.25% 29/07/2026 EMTN	AU	USD	1,132	1,240	0.00
Foxconn Far East 3.00% 23/09/2026 EMTN	KY	USD	1,132	1,221	0.00
				6,420,612	**6.28**
소비재					
Bridgestone	JP	JPY	7,707	251,254	0.25
Melco Resorts Finance 5.375% 04/12/2029 Reg S	KY	USD	252,615	243,691	0.24
Alibaba Group Holding	CN	HKD	6,046	229,737	0.22
Informa	GB	GBP	39,585	214,355	0.21
Studio City Finance 6.50% 15/01/2028 Reg S	VG	USD	192,583	192,043	0.19
Alibaba Group Holding ADR	CN	USD	617	187,272	0.18
Sands China 5.40% 08/08/2028	KY	USD	168,410	183,488	0.18
Studio City Finance 7.25% 11/02/2024 Reg S	VG	USD	171,428	176,674	0.17
VW Int'l Finance 4.625% VRN (Perpetual)	NL	EUR	142,196	175,605	0.17
SES SA . 5.625% VRN (Perpetual)	LU	EUR	136,278	169,585	0.17
Fiat Chrysler Automobiles 4.50% 07/07/2028	NL	EUR	114,935	155,816	0.15
Volkswagen Int'l Finance 3.875% VRN (Perpetual)	NL	EUR	132,059	155,437	0.15
Volkswagen Int'l Finance 3.375% VRN (Perpetual)	NL	EUR	119,924	140,673	0.14
Fiat Chrysler Automobiles 3.875% 05/01/2026	NL	EUR	105,293	134,505	0.13
Faurecia 3.75% 15/06/2028	FR	EUR	109,847	130,011	0.13
Lowe's Cos	US	USD	769	121,088	0.12
Las Vegas Sands 3.90% 08/08/2029	US	USD	118,878	118,805	0.12
GOHL Capital 4.25% 24/01/2027	GB	USD	120,010	118,738	0.12
American Honda Finance 2.30% 09/09/2026 GMTN	US	USD	107,455	114,721	0.11
Volkswagen Int'l Finance 3.50% VRN (Perpetual)	NL	EUR	96,944	114,167	0.11
Resorts World Las Vegas 4.625% 16/04/2029 Reg S	US	USD	117,746	109,064	0.11
Golden Eagle Retail Group 4.625% 21/05/2023 Reg S	KY	USD	92,664	93,359	0.09
Sands China 5.125% 08/08/2025	KY	USD	76,988	83,077	0.08
Baoxin Auto Finance I 9.109% VRN (Perpetual)	VG	USD	115,013	82,809	0.08
Studio City Finance 6.00% 15/07/2025 Reg S	VG	USD	74,316	74,781	0.07
IPD 3 4.50% 15/07/2022 Reg S	NL	EUR	65,799	71,293	0.07
Verisure Holdings 3.875% 15/07/2026 Reg S	SE	EUR	60,297	70,259	0.07
Meituan 3.05% 28/10/2030 Reg S	KY	USD	68,355	68,266	0.07
UPC Holding 3.875% 15/06/2029 Reg S	NL	EUR	57,737	65,248	0.06
Persimmon	GB	GBP	2,132	64,517	0.06
Ziggo Bond 3.375% 28/02/2030 Reg S	NL	EUR	57,579	64,034	0.06
MGM China Holdings 5.25% 18/06/2025 Reg S	KY	USD	63,083	63,695	0.06
Ford Motor 8.50% 21/04/2023	US	USD	55,229	61,216	0.06
Meituan 2.125% 28/10/2025 Reg S	KY	USD	60,005	60,133	0.06
JD.com	CN	HKD	1,430	58,152	0.06
Li & Fung 5.25% (Perpetual) EMTN	BM	USD	76,774	56,621	0.06
Wynn Macau 5.50% 01/10/2027 Reg S	KY	USD	59,162	55,595	0.05
Ford Motor 9.625% 22/04/2030	US	USD	41,292	55,501	0.05
Ford Motor 9.00% 22/04/2025	US	USD	44,457	52,433	0.05
Future Retail 5.60% 22/01/2025 Reg S	IN	USD	70,442	48,605	0.05
Volvo Car 2.125% 02/04/2024 EMTN	SE	EUR	40,309	47,491	0.05
Altice Financing 3.00% 15/01/2028 Reg S	LU	EUR	42,759	45,492	0.04
Schaeffle 3.375% 12/10/2028 EMTN	DE	EUR	36,611	42,636	0.04
Schaeffler 2.75% 12/10/2025 EMTN	DE	EUR	33,100	38,401	0.04
Prosus 4.027% 03/08/2050 Reg S	NL	USD	37,079	38,028	0.04
MGM China Holdings 5.875% 15/05/2026 Reg S	KY	USD	37,065	37,525	0.04
Shenzhou International Group Holdings	CN	HKD	2,123	36,892	0.04
Sunny Express Enterprises 3.35% VRN (Perpetual)	VG	USD	34,814	35,335	0.03
Galaxy Entertainment Group	HK	HKD	5,141	33,961	0.03
Hyundai Mobis	KR	KRW	166	33,236	0.03
Minor International 3.10% VRN (Perpetual)	TH	USD	32,125	32,326	0.03
Altice Finco 4.75% 15/01/2028 Reg S	LU	EUR	27,784	29,300	0.03
Ziggo 4.25% 15/01/2027 Reg S	NL	EUR	23,697	28,470	0.03
Volkswagen Int'l Finance 3.75% VRN (Perpetual)	NL	EUR	21,879	25,700	0.03
Sands China 4.60% 08/08/2023	KY	USD	22,643	24,165	0.02
Arqiva Broadcast Finance 6.75% 30/09/2023	GB	GBP	17,553	23,445	0.02
Guangzhou Automobile Group (H)	CN	HKD	22,773	23,410	0.02
CPUK Finance 4.25% 28/02/2022 Reg S	GB	GBP	17,925	22,799	0.02
Pinnacle Bidco 6.375% 15/02/2025 Reg S	GB	GBP	17,553	20,305	0.02
SAIC Motor	CN	CNY	5,587	19,359	0.02
Midea Group	CN	CNY	1,579	18,432	0.02
LHMC Finco 7.25% 02/10/2025 Reg S	LU	EUR	20,341	17,166	0.02
SAIC Motor (A)	CN	CNY	4,942	17,126	0.02
Pandora	DK	DKK	213	16,897	0.02
Jaguar Land Rover 5.875% 15/11/2024 Reg S	GB	EUR	14,607	15,714	0.02
Prosus 2.031% 03/08/2032 Reg S	NL	EUR	13,303	15,713	0.02
Fiat Chrysler Automobiles 5.25% 15/04/2023	NL	USD	14,128	15,081	0.01
Nissan Motor 3.201% 17/09/2028 Reg S	JP	EUR	12,004	14,161	0.01
BMW	DE	EUR	203	13,876	0.01
Altice France Holding 4.00% 15/02/2028 Reg S	LU	EUR	13,039	13,688	0.01
Mitra Adiperkasa	ID	IDR	271,348	11,953	0.01
Hornbach Holding	DE	EUR	112	10,793	0.01
Cirsa Finance Int'l 3.625% FRN 30/09/2025 Reg S	LU	EUR	10,998	10,757	0.01
Renault 3.125% 05/03/2021 EMTN	FR	EUR	7,523	8,848	0.01
Cirsa Finance Intl. Sarl 4.75% 22/05/2025 Reg S	LU	EUR	8,277	8,126	0.01
Eutelsat	FR	EUR	798	8,024	0.01
Midea Group (A)	CN	CNY	676	7,889	0.01
D'ieteren	BE	EUR	151	7,585	0.01
Bellway	GB	GBP	237	7,174	0.01
Berkeley Group Holdings	GB	GBP	133	7,003	0.01
Sodexo	FR	EUR	103	6,641	0.01
Whitbread	GB	GBP	239	6,640	0.01
SES	LU	EUR	641	5,120	0.01
PB International 7.625% 26/01/2022	NL	USD	5,661	3,680	0.00
Kia Motors 3.25% 21/04/2026 Reg S	KR	USD	1,698	1,828	0.00
Vivo Energy	GB	GBP	1,695	1,660	0.00
JD.com 3.875% 29/04/2026	KY	USD	1,132	1,257	0.00
Alibaba Group Holding 3.125% 28/11/2021	KY	USD	1,132	1,160	0.00
Well Hope Development 3.875% VRN (Perpetual)	KY	USD	1,132	1,145	0.00
Elior Group	FR	EUR	287	1,082	0.00
LVMH Moet Hennessy Louis Vuitton	FR	EUR	2	721	0.00
				5,601,539	**5.48**
소비재					
Unilever	GB	GBP	11,451	653,309	0.64
Procter & Gamble	US	USD	4,512	616,256	0.60
Tesco	GB	GBP	175,296	466,665	0.46
Kimberly-Clark	US	USD	2,907	385,911	0.38
Unilever	GB	EUR	5,393	305,060	0.30
Colgate-Palmolive	US	USD	1,874	148,318	0.15
China Mengniu Dairy 2.50% 17/06/2030 Reg S	KY	USD	101,895	101,873	0.10
P&G 3.00% 25/03/2030	US	USD	86,309	99,292	0.10
Philip Morris International 3.125% 02/03/2028	US	USD	78,110	86,245	0.08
PepsiCo	US	USD	600	79,714	0.08
Swedish Match	SE	SEK	971	73,233	0.07
Coles Group	AU	AUD	5,534	69,010	0.07
Iceland Bondco 4.625% 15/03/2025 Reg S	GB	GBP	48,389	59,908	0.06
H&H 5.625% 24/10/2024	KY	USD	53,460	55,851	0.05
British American Tobacco	GB	GBP	1,550	49,164	0.05
Nestle	CH	CHF	419	47,186	0.05
Kroger 2.95% 01/11/2021	US	USD	45,873	46,953	0.05
Diageo	GB	GBP	1,415	45,807	0.04
General Mills 3.70% 17/10/2023	US	USD	35,818	39,069	0.04
Tingyi Cayman 1.625% 24/09/2025 Reg S	KY	USD	36,796	36,390	0.04
CK Hutchison 3.375% 08/05/2050 Reg S	KY	USD	33,116	35,763	0.03
KT&G	KR	KRW	441	31,465	0.03
Pernod Ricard	FR	EUR	187	30,195	0.03
Dairy Farm International Holdings	HK	USD	8,008	30,179	0.03
Casino Guichard 4.561% 25/01/2023 EMTN	FR	EUR	19,810	21,866	0.02
Nongfu Spring	CN	HKD	4,551	20,832	0.02
SSMS Plantation Holdings 7.75% 23/01/2023	SG	USD	29,883	17,706	0.02
Koninklijke Ahold Delhaize	NL	EUR	409	11,227	0.01
Blackmores	AU	AUD	191	9,450	0.01
Scandinavian Tobacco Group	DK	DKK	515	7,288	0.01
Imperial Brands	GB	GBP	400	6,337	0.01
Iceland Bondco 6.75% 15/07/2024 Reg S	GB	GBP	4,569	5,992	0.01
Tate & Lyle	GB	GBP	724	5,584	0.01
METRO	DE	EUR	531	5,212	0.01
Leroy Seafood Group (A)	NO	NOK	1,066	5,012	0.00
Austevoll Seafood	NO	NOK	698	4,757	0.00
Sonae SGPS	PT	EUR	7,521	4,425	0.00
Wens Foodstuffs 3.258% 29/10/2030 Reg S	CN	USD	4,387	4,218	0.00
				3,722,722	**3.64**
건강					
Roche Holding	CH	CHF	2,051	659,891	0.65
Sanofi	FR	EUR	5,717	515,350	0.50
Novartis	CH	CHF	5,078	396,219	0.39
Pfizer	US	USD	9,804	343,910	0.34
Astellas Pharma	JP	JPY	17,595	241,363	0.24
Thermo Fisher Scientific 4.497% 25/03/2030	US	USD	159,672	198,183	0.19

현재 투자종목 명세서서 2020년 10월 31일

	국가 코드	CCY	주식 또는 명목	시가(USD)	% 순자산
Humana 4.50% 01/04/2025	US	USD	151,041	173,036	0.17
GlaxoSmithKline	GB	GBP	10,268	171,834	0.17
Cigna 4.375% 15/10/2028	US	USD	143,704	170,205	0.17
Hoya	JP	JPY	1,262	142,536	0.14
CSL	AU	AUD	635	128,329	0.13
Novo Nordisk	DK	DKK	1,648	105,879	0.10
Johnson & Johnson	US	USD	587	79,962	0.08
Roche Holding (B)	CH	CHF	171	55,004	0.05
Merck 2.875% VRN 25/06/2079	DE	EUR	42,830	53,180	0.05
Merck KGaA 1.625% VRN 09/09/2080	DE	EUR	35,121	40,705	0.04
Koninklijke Philips	NL	EUR	834	38,746	0.04
Fisher & Paykel Healthcare (AU)	NZ	AUD	1,571	36,202	0.04
Eurofins Scientific 3.25% VRN (Perpetual)	LU	EUR	20,708	23,763	0.02
WuXi AppTec	CN	HKD	1,470	23,499	0.02
Hansoh Pharmaceutical Group	CN	HKD	5,158	23,082	0.02
Ramsay Health Care	AU	AUD	468	20,513	0.02
Eurofins Scientific 2.875% VRN (Perpetual)	LU	EUR	15,722	18,463	0.02
Yestar International Holdings 6.90% 15/09/2021	KY	USD	37,150	14,584	0.01
Eurofins Scientific 4.875% VRN (Perpetual)	LU	EUR	7,523	9,201	0.01
Bayer	DE	EUR	173	8,128	0.01
Merck (A)	DE	EUR	51	7,510	0.01
Fresenius Medical Care	DE	EUR	84	6,389	0.01
UCB	BE	EUR	64	6,296	0.01
Ipsen	FR	EUR	65	5,948	0.01
Smith & Nephew	GB	GBP	299	5,180	0.01
Fresenius SE & Co	DE	EUR	138	5,107	0.00
H Lundbeck	DK	DKK	117	3,300	0.00
				3,731,497	**3.65**
금융					
Hicl Infrastructure	GB	GBP	342,514	780,042	0.76
Deutsche Boerse	DE	EUR	4,403	648,156	0.63
Admiral Group	GB	GBP	13,059	465,240	0.45
BlackRock	US	USD	708	419,276	0.41
Zurich Insurance Group	CH	CHF	1,224	406,117	0.40
CME Group	US	USD	2,635	392,904	0.38
Muenchener Rueckversicherungs-Gesellschaft	DE	EUR	1,620	379,039	0.37
Progressive	US	USD	4,152	378,365	0.37
Allianz	DE	EUR	1,733	304,933	0.30
China Great Wall 2.375% 18/08/2030 Reg S	VG	USD	286,637	274,571	0.27
ICBCIL Finance 1.75% 25/08/2025 EMTN	HK	USD	254,738	253,505	0.25
Credit Agricole 7.50% VRN (Perpetual)	FR	GBP	171,320	251,116	0.25
UBS Group 6.875% VRN (Perpetual)	CH	USD	218,433	241,714	0.24
Commerzbank 6.125% VRN (Perpetual)	DE	EUR	205,888	234,787	0.23
Lloyds Banking Group 7.50% VRN (perpetual)	GB	USD	214,150	227,207	0.22
Credit Suisse Group 6.375% VRN (Perpetual) 144A	CH	USD	205,584	220,918	0.22
RSA Insurance Group	GB	GBP	40,024	219,635	0.21
US Bancorp	US	USD	5,293	202,388	0.20
Bankia 6.00% VRN (Perpetual)	ES	EUR	175,332	199,803	0.20
Huarong Finance 2019 4.50% 29/05/2029 EMTN	VG	USD	180,723	195,597	0.19
Nationwide Building Society 5.875% VRN (Perpetual)	GB	GBP	145,622	194,715	0.19
ING Groep 6.75% VRN (Perpetual)	NL	USD	179,030	190,259	0.19
Fortune Star 6.85% 02/07/2024	VG	USD	181,125	189,827	0.19
AIA Group	HK	HKD	19,394	184,601	0.18
Arthur J Gallagher	US	USD	1,780	183,616	0.18
Banco Comercial Portugues 9.25% VRN (Perpetual)	PT	EUR	178,521	180,598	0.18
Huarong Finance 2019 3.75% 29/05/2024 EMTN	VG	USD	169,826	177,544	0.17
China Cinda Finance 4.75% 08/02/2028 EMTN	VG	USD	152,843	175,646	0.17
Bank of Ireland Group 7.50% VRN (Perpetual) Reg S	IE	EUR	137,474	169,173	0.17
Philippine National Bank 3.28% 27/09/2024 EMTN	PH	USD	160,202	168,505	0.16
Mitsubishi UFJ Financial Group 3.195% 18/07/2029	JP	USD	151,041	166,439	0.16
Sumitomo Mitsui Fin. Group 3.202% 17/09/2029	JP	USD	152,335	164,353	0.16
Marsh & McLennan 4.375% 15/03/2029	US	USD	133,347	160,535	0.16
Sumitomo Mitsui Fin. Group 2.142% 23/09/2030	JP	USD	161,480	158,727	0.16
Shinhan Financial Group 5.875% VRN (Perpetual)	KR	USD	144,636	156,384	0.15
CNRMA Groupama 6.375% VRN (Perpetual)	FR	EUR	119,924	155,718	0.15
UBS Group 7.00% VRN (Perpetual)	CH	USD	137,056	153,246	0.15
Barclays 7.125% VRN (Perpetual)	GB	GBP	112,480	153,180	0.15
Real Estate Credit Investments	GB	GBP	94,795	152,275	0.15
Standard Chartered 2.744% VRN 10/09/2022 144A	GB	USD	149,746	152,043	0.15
ING Groep 5.75% VRN (Perpetual)	NL	USD	145,622	151,843	0.15
Barclays 4.61% VRN 15/02/2023	GB	USD	144,136	151,013	0.15
Huarong Finance 2019 3.375% 24/02/2030 EMTN	VG	USD	148,461	148,036	0.14
Chubb INA Holdings 3.35% 03/05/2026	US	USD	128,169	144,766	0.14
American Express Credit 3.30% 03/05/2027 MTN	US	USD	127,306	143,694	0.14
Barclays 6.125% VRN (Perpetual)	GB	USD	139,189	141,957	0.14
Phoenix Group Holdings 5.625% 28/04/2031 EMTN	GB	GBP	94,338	140,054	0.14
Santander UK 4.00% 13/03/2024	GB	USD	123,422	136,540	0.13
AIB Group 5.25% VRN (Perpetual)	IE	EUR	121,398	135,246	0.13
Union Bank 2.125% 22/10/2025 EMTN	PH	USD	135,153	135,120	0.13
Goldman Sachs Group 2.60% 07/02/2030	US	USD	127,306	134,500	0.13
Credit Suisse Group 6.25% VRN (Perpetual) 144A	CH	USD	123,779	132,225	0.13
Minejesa Capital 5.625% 10/08/2037 Reg S	NL	USD	125,954	130,903	0.13
Banco Santander 4.375% VRN (Perpetual)	ES	EUR	128,490	130,667	0.13
Shriram Transport Finance 5.95% 24/10/2022 Reg S	IN	USD	129,205	126,053	0.12
Inventive Global 1.65% 03/09/2025 EMTN	VG	USD	127,369	125,728	0.12
Prudentia 5.625% VRN 20/10/2051 Reg S	GB	GBP	81,351	120,807	0.12
State Street 2.65% 19/05/2026	US	USD	105,297	115,101	0.11
Nationwide Building Society 5.75% VRN (Perpetual)	GB	GBP	85,660	114,853	0.11
ASR Nederland 5.125% VRN 29/09/2045	NL	EUR	85,660	114,772	0.11
Banco Santander 3.306% 27/06/2029	ES	USD	103,571	113,139	0.11
Rabobank 6.625% VRN (Perpetual)	NL	EUR	94,226	113,051	0.11
Banco Santander 7.50% VRN (Perpetual)	ES	USD	107,932	112,434	0.11
Rizal Commercial Banking 3.00% 11/09/2024 EMTN	PH	USD	107,981	111,367	0.11
CNRMA Groupama 6.00% 23/01/2027	FR	EUR	77,094	109,288	0.11
CDBL Funding 3.50% 24/10/2027 EMTN	KY	USD	102,037	109,135	0.11
Natwest Group 4.445% VRN 08/05/2030	GB	USD	94,508	109,057	0.11
PNC Group 2.55% 22/01/2030	US	USD	100,550	108,329	0.11
Bank of East Asia 5.625% VRN (Perpetual)	HK	USD	105,494	106,681	0.10
NN Group 4.625% VRN 13/01/2048 EMTN	NL	EUR	77,094	105,147	0.10
Bank Of East Asia 4.00% VRN 29/05/2030 EMTN	HK	USD	101,895	104,736	0.10
Intesa Sanpaolo 5.875% VRN (Perpetual) EMTN	IT	EUR	91,945	104,470	0.10
Kasikornbank PCL 3.343% VRN 02/10/2031 EMTN	TH	USD	102,456	100,527	0.10
Banco Santander 6.25% VRN (Perpetual)	ES	EUR	85,660	98,139	0.10
TMB Bank 4.90% VRN (Perpetual) EMTN	TH	USD	103,356	97,929	0.10
Commonwealth Bank of Australia	AU	AUD	1,987	96,386	0.09
Lloyds Banking Group 4.55% 16/08/2028	GB	USD	80,699	95,389	0.09
Willis Towers Watson	GB	USD	527	94,850	0.09
UniCredit 7.50% VRN (Perpetual)	IT	EUR	74,284	93,305	0.09
ABN AMRO Bank 4.375% VRN (Perpetual)	NL	EUR	77,951	90,547	0.09
3i Group	GB	GBP	7,268	90,481	0.09
Rizal Commercial Banking 4.125% 16/03/2023 EMTN	PH	USD	84,913	89,361	0.09
Ally Financial 3.05% 05/06/2023	US	USD	84,583	88,485	0.09
Minejesa Capital 4.625% 10/08/2030 Reg S	NL	USD	84,913	87,540	0.09
China Construction Bank (H)	CN	HKD	126,365	87,136	0.09
Ally Financial 3.875% 21/05/2024	US	USD	77,678	83,598	0.08
ANZ 6.75% VRN (Perpetual) Reg S	AU	USD	72,433	82,211	0.08
Bankia 6.375% VRN (Perpetual)	ES	EUR	69,158	80,824	0.08
Hannover Rueck	DE	EUR	548	79,613	0.08
St James's Place	GB	GBP	6,807	79,288	0.08
Bangkok Bank 5.00% VRN (Perpetual) Reg S	TH	USD	78,978	79,254	0.08
Korea Development Bank 0.80% 27/04/2026	KR	USD	79,252	78,568	0.08
Vivion Investments 3.00% 08/08/2024	LU	EUR	75,227	78,021	0.08
ING Groep 4.55% 02/10/2028	NL	USD	64,732	77,805	0.08
Banco Santander 5.25% VRN (Perpetual)	ES	EUR	68,528	76,246	0.07
Industrial & Commercial Bank of China (H)	CN	HKD	133,105	75,618	0.07
Danske Bank 5.875% VRN (Perpetual) EMTN	DK	EUR	63,389	75,607	0.07
Ping An Insurance Group (H)	CN	HKD	7,225	74,571	0.07
NN Group	NL	EUR	2,106	73,470	0.07
Singapore Exchange	SG	SGD	11,563	73,401	0.07
Yes Bank Ifsc Banking UB 3.75% 06/02/2023 EMTN	IN	USD	75,557	73,373	0.07
Bosci BVI 1.25% 10/09/2023 Reg S	VG	USD	73,591	72,907	0.07
AIB Group 6.25% VRN (Perpetual)	IE	EUR	61,550	72,336	0.07
AXA	FR	EUR	4,453	71,590	0.07
Tryg	DK	DKK	2,570	71,311	0.07
Bank of East Asia 5.50% VRN (Perpetual) EMTN	HK	USD	71,280	71,262	0.07
Huarong Finance 2019 3.625% 30/09/2030 EMTN	VG	USD	70,195	71,163	0.07
State Street 2.40% 24/01/2030	US	USD	64,732	70,490	0.07
United Overseas Bank 1.75% VRN 16/03/2031 GMTN	SG	USD	70,761	70,456	0.07
Power Finance 4.50% 18/06/2029	IN	USD	68,638	70,375	0.07
ICBC Singapore 1.00% 09/09/2023 GMTN	CN	USD	70,761	70,372	0.07
Barclays 7.25% VRN (Perpetual)	GB	GBP	52,681	70,371	0.07
Legal & General Group	GB	GBP	29,196	69,896	0.07
ICBC Singapore 1.20% 09/09/2025 GMTN	CN	USD	70,761	69,827	0.07
Smurfit Kappa Treasury 1.50% 15/09/2027	IE	EUR	58,755	68,137	0.07
Prudential 6.340% VRN 19/12/2063 EMTN	GB	GBP	42,830	67,792	0.07
Fortune Star 6.75% 02/07/2023	VG	USD	65,221	67,539	0.07
Natwest Group 7.648% VRN (Perpetual)	GB	USD	42,830	65,839	0.06
Sampo 2.50% VRN 03/09/2052 EMTN	FI	EUR	54,334	64,606	0.06
Society of Lloyd's 4.75% 30/10/2024	GB	GBP	45,571	64,528	0.06
Kookmin Bank 2.50% 04/11/2030 Reg S	KR	USD	63,260	63,307	0.06
Credit Agricole 8.125% VRN (Perpetual) Reg S	FR	USD	53,538	62,998	0.06
CSCIF Asia 1.75% 04/08/2025 EMTN	VG	USD	62,835	62,912	0.06
Huarong Finance 2017 4.75% 27/04/2027	VG	USD	56,609	62,019	0.06
Nationwide Bldg. Soc. 3.90% 21/07/2025 144A	GB	USD	54,806	61,878	0.06
HSBC Holdings 4.30% 08/03/2026	GB	USD	54,375	61,830	0.06
PNC Group 3.50% 23/01/2024	US	USD	56,101	61,091	0.06
Shinhan Fin. Group 3.34% VRN 05/02/2030 Reg S	KR	USD	58,024	60,784	0.06
AIA Group 3.20% 16/09/2040 Reg S	HK	USD	57,931	59,685	0.06
Vedanta Resources Fin. II 9.25% 23/04/2026 Reg S	GB	USD	91,155	57,245	0.06
BDO Unibank 2.125% 13/01/2026 EMTN	PH	USD	56,609	56,797	0.06
Jerrold Finco 4.875% 15/01/2026 Reg S	GB	GBP	45,638	54,625	0.05
Barclays 5.875% VRN (Perpetual)	GB	GBP	42,830	53,854	0.05
ASR Nederland 3.375% VRN 02/05/2049	NL	EUR	42,830	53,473	0.05
Cabot Financial 6.375% FRN 14/06/2024 Reg S	LU	EUR	45,064	53,130	0.05
Zurich Finance UK 6.625% VRN (Perpetual) EMTN	GB	GBP	36,834	52,564	0.05
Intertrust Group 3.375% 15/11/2025 Reg S	NL	EUR	44,635	52,198	0.05
Hiscox	BM	GBP	4,879	52,106	0.05
Lloyds Banking Group 3.00% 11/01/2022	GB	USD	50,491	51,926	0.05
Sampo	FI	EUR	1,374	51,882	0.05

현재 투자종목 명세서서 2020년 10월 31일

	국가 코드	CCY	주식 또는 명목	시가(USD)	% 순자산
Korea Development Bank 0.50% 27/10/2023	KR	USD	51,655	51,692	0.05
Banorte 7.625% VRN (Perpetual) Reg S	MX	USD	51,396	51,396	0.05
Vedanta Resources Fin. II 8.00% 23/04/2023 Reg S	GB	USD	80,831	50,722	0.05
Jerrold Finco 6.125% 15/01/2024 Reg S	GB	GBP	40,121	49,908	0.05
DNB	NO	NOK	3,682	49,688	0.05
CCBL Cayman 1.99% 21/07/2025 EMTN	KY	USD	49,108	49,399	0.05
Power Finance 3.25% 16/09/2024	IN	USD	47,551	48,603	0.05
Chong HING Bank 5.70% VRN (Perpetual) EMTN	HK	USD	48,272	48,122	0.05
AIB Group 2.875% VRN 30/05/2031 EMTN	IE	EUR	40,547	47,609	0.05
United Overseas Bank	SG	SGD	3,391	47,315	0.05
Fortune Star 5.25% 23/03/2022	VG	USD	47,045	47,279	0.05
Garfunkelux Holdco 3 7.50% 01/08/2022 Reg S	LU	EUR	40,422	47,075	0.05
HSBC USA 3.50% 23/06/2024	US	USD	42,723	46,517	0.05
International Personal Fin. 5.75% 07/04/2021 EMTN	GB	EUR	42,077	44,487	0.04
Bank of East Asia 5.825% VRN (Perpetual) EMTN	HK	USD	41,973	43,103	0.04
Mongolian Mortgage 9.75% 29/01/2022 Reg S	MN	USD	42,574	42,365	0.04
Mega Financial Holding	TW	TWD	41,969	40,496	0.04
Fortune Star 5.95% 19/10/2025	VG	USD	39,917	40,131	0.04
PNC Financial Services Group	US	USD	356	39,018	0.04
Raiffeisen Bank Intl. 6.125% VRN (Perpetual)	AT	EUR	34,264	38,627	0.04
Kookmin Bank 4.35% VRN (Perpetual) Reg S	KR	USD	35,380	36,940	0.04
UniCredit 9.25% VRN (Perpetual)	IT	EUR	28,453	35,646	0.03
Banca Monte 10.50% 23/07/2029 EMTN	IT	EUR	30,342	35,634	0.03
James Hardie Int'l Fin 3.625% 01/10/2026 Reg S	IE	EUR	29,715	35,427	0.03
Gesellschaft 1.250% VRN 26/05/2041 Reg S	DE	EUR	30,838	35,370	0.03
Power Finance 3.75% 18/06/2024 EMTN	IN	USD	33,965	35,133	0.03
UniCredit 3.875% VRN (Perpetual) EMTN	IT	EUR	38,361	34,776	0.03
LeasePlan 7.375% VRN (Perpetual)	NL	EUR	29,246	34,678	0.03
Santander UK Group Hldgs 7.375% VRN (Perpetual)	GB	GBP	25,698	34,577	0.03
Bank of New York Mellon 3.30% 23/08/2029 MTN	US	USD	29,777	33,834	0.03
RKP Overseas Finance 2016 7.950% (Perpetual)	VG	USD	34,214	33,257	0.03
Alfa Bond Issuance 6.75% 30/01/2025	IE	RUB	2,569,988	32,616	0.03
Bank Rakyat Indonesia Persero	ID	IDR	142,566	32,240	0.03
Bank of Ireland 10.00% 19/12/2022 EMTN	IE	EUR	23,320	32,033	0.03
Lloyds Bank 13.00% VRN (Perpetual) EMTN	GB	GBP	14,002	31,818	0.03
Tuspark Forward 7.95% 15/08/2021	VG	USD	55,598	31,135	0.03
UBS Group 4.253% 23/03/2028 144A	CH	USD	26,324	30,454	0.03
Wealth Driven 5.50% 17/08/2023	VG	USD	29,938	30,185	0.03
Svenska 4.75% Handelsbanken VRN (Perpetual)	SE	USD	29,124	30,126	0.03
Westpac Banking	AU	AUD	2,365	30,005	0.03
FCE Bank 2.727% 03/06/2022 EMTN	GB	GBP	22,483	28,894	0.03
China International Capital (H)	CN	HKD	12,298	28,745	0.03
US Bancorp 3.00% 30/07/2029 DMTN	US	USD	25,893	28,585	0.03
PTT Treasury 3.70% 16/07/2070 Reg S	TH	USD	28,304	27,548	0.03
Phoenix Group Holdings 5.625% VRN (Perpetual)	GB	USD	27,480	27,180	0.03
Banco De Sabadell 1.75% 10/05/2024 EMTN	ES	EUR	23,571	27,107	0.03
Shriram Transport Finance 5.70% 27/02/2022 EMTN	IN	USD	27,386	26,906	0.03
Garfunkelux Holdco 3.50% FRN 01/09/2023 Reg S	LU	EUR	22,077	25,700	0.03
Aviva 4.00% VRN 03/06/2055	GB	GBP	18,100	24,805	0.02
Yapi ve Kredi Bankasi 6.10% 16/03/2023 Reg S	TR	USD	25,076	24,560	0.02
Unigroup International Holdings 6.00% 10/12/2020	VG	USD	28,512	24,271	0.02
TBC Bank 10.775% VRN (Perpetual) Reg S	GE	USD	23,947	24,127	0.02
Vigorous Champion 2.75% 02/06/2025 EMTN	VG	USD	21,206	21,731	0.02
UniCredit 2.731% VRN 15/01/2032	IT	EUR	19,559	21,195	0.02
Tuspark Forward 6.95% 18/06/2022	VG	USD	47,339	21,183	0.02
TBC Bank 5.75% 19/06/2024 Reg S	GE	USD	20,750	21,035	0.02
Banco de Sabadell 5.625% 06/05/2026 EMTN	ES	EUR	15,798	19,513	0.02
Banorte 8.375% VRN (Perpetual) Reg S	MX	USD	17,132	18,207	0.02
Fondo Mivivienda 7.00% 14/02/2024 Reg S	PE	PEN	58,032	18,081	0.02
Ford Motor Credit 0.249% FRN 15/11/2023 EMTN	US	EUR	16,425	17,730	0.02
Pearl Holding III 9.50% 11/12/2022 Reg S	KY	USD	71,217	17,448	0.02
Banorte 6.75% VRN (Perpetual) Reg S	MX	USD	17,132	17,261	0.02
Fortune Star 5.95% 29/01/2023	VG	USD	13,900	14,150	0.01
BP Capital Markets America 3.937% 21/09/2028	US	USD	12,083	13,846	0.01
QBE Insurance Group 5.25% VRN (Perpetual) EMTN	AU	USD	13,394	13,797	0.01
FCE Bank 1.615% 11/05/2023 EMTN	GB	EUR	11,931	13,566	0.01
Banco de Sabadell 1.125% 27/03/2025 EMTN	ES	EUR	11,786	13,159	0.01
Garfunkelux Holdco 3 11.00% 01/11/2023 Reg S	LU	GBP	9,780	13,021	0.01
Commerzbank 4.00% VRN 05/12/2030 EMTN	DE	EUR	10,783	12,857	0.01
FCE Bank 1.528% 09/11/2020 EMTN	GB	EUR	10,908	12,702	0.01
FCE Bank 1.875% 24/06/2021 EMTN	GB	EUR	10,908	12,650	0.01
Ford Motor Credit 0.00% FRN 14/05/2021 EMTN	US	EUR	10,908	12,539	0.01
Turkiye Is Bankasi 6.125% 25/04/2024 Reg S	TR	USD	12,538	11,909	0.01
ING Groep	NL	EUR	1,521	10,381	0.01
Investor (B)	SE	SEK	170	10,235	0.01
Lloyds Bank 3.50% 14/05/2025	GB	USD	8,631	9,557	0.01
Assicurazioni Generali	IT	EUR	639	8,572	0.01
Huarong Finance 2019 2.50% 24/02/2023 EMTN	VG	USD	8,491	8,560	0.01
ASR Nederland	NL	EUR	273	8,287	0.01
M&G	GB	GBP	3,883	7,377	0.01
REC 4.625% 22/03/2028 EMTN	IN	USD	6,793	7,118	0.01
Swiss Life Holdings	CH	CHF	21	6,938	0.01
Aegon	NL	EUR	2,490	6,715	0.01
Azure Orbit Iv 4.00% 25/01/2028 EMTN	KY	USD	5,661	6,197	0.01
Dev. Bank of Mongolia 7.25% 23/10/2023 Reg S	MN	USD	5,661	5,921	0.01
TP ICAP	GB	GBP	2,383	5,889	0.01
BDO Unibank 2.95% 06/03/2023 EMTN	PH	USD	5,236	5,445	0.01
Banca IFIS (A)	IT	EUR	600	4,817	0.00
FCE Bank 3.25% 19/11/2020 EMTN	GB	GBP	3,666	4,754	0.00
Siam Commercial Bank 3.20% 26/07/2022 GMTN	TH	USD	4,529	4,680	0.00
Union Bank of the Phil. 3.369% 29/11/2022 EMTN	PH	USD	4,387	4,561	0.00
Industrial Bank of Korea 2.125% 23/10/2024 Reg S	KR	USD	4,104	4,312	0.00
Dev. Bank of Kazakhstan 8.95% 04/05/2023 Reg S	KZ	KZT	1,540,611	3,486	0.00
ICBCIL Finance 3.75% 05/03/2024 EMTN	HK	USD	2,830	3,016	0.00
REC 3.375% 25/07/2024 GMTN	IN	USD	2,830	2,888	0.00
Oversea-Chinese Banking 4.25% 19/06/2024 Reg S	SG	USD	2,491	2,728	0.00
Rongshi International Finance 2.875% 04/05/2022	VG	USD	2,547	2,607	0.00
Shinhan Bank 3.875% 24/03/2026 Reg S	KR	USD	2,264	2,500	0.00
China Cinda 4.75% 21/02/2029 EMTN	VG	USD	2,123	2,462	0.00
Daegu Bank 3.75% 13/08/2023	KR	USD	2,123	2,284	0.00
Eurobank Ergasias	GR	EUR	6,417	2,128	0.00
Joy Treasure Assets Holdings 4.50% 20/03/2029	VG	USD	1,557	1,753	0.00
Malayan Banking 3.905% VRN 29/10/2026	MY	USD	1,698	1,733	0.00
Bank of China 5.00% 13/11/2024 Reg S	CN	USD	1,132	1,257	0.00
Dai-ichi Life Insur. 4.00% VRN (Perpetual) Reg S	JP	USD	1,132	1,229	0.00
Shanghai Commercial Bank 3.75% VRN 29/11/2027	HK	USD	1,132	1,160	0.00
United Overseas Bank 2.88% VRN 08/03/2027 EMTN	SG	USD	1,132	1,154	0.00
				21,390,198	**20.92**

부동산

China SCE Group Holdings 7.375% 09/04/2024	KY	USD	363,170	373,180	0.36
Yuzhou Properties 7.375% 13/01/2026	KY	USD	221,278	213,561	0.21
Elect Global Investments 4.10% VRN (Perpetual)	VG	USD	190,063	186,737	0.18
Yango Justice International 9.25% 15/04/2023	HK	USD	174,079	182,117	0.18
China Evergrande Group 8.75% 28/06/2025	KY	USD	236,877	175,300	0.17
Yuzhou Properties 8.30% 27/05/2025	KY	USD	165,369	168,228	0.16
Sunac China Holdings 6.50% 10/01/2025	KY	USD	154,321	148,534	0.15
Wharf REIC Finance 2.875% 07/05/2030 EMTN	VG	USD	141,380	145,953	0.14
Ronshine China Holdings 11.25% 22/08/2021	KY	USD	136,790	141,920	0.14
Yango Justice International 10.25% 18/03/2022	HK	USD	134,347	141,232	0.14
Easy Tactic 9.125% 28/07/2022	VG	USD	143,771	136,220	0.13
Redsun Properties Group 9.95% 11/04/2022	KY	USD	130,327	134,388	0.13
New Metro Global 6.80% 05/08/2023	VG	USD	123,086	127,650	0.12
China SCE Group Holdings 7.25% 19/04/2023	KY	USD	122,601	125,887	0.12
Kaisa Group Holdings 11.50% 30/01/2023	KY	USD	122,458	123,980	0.12
Sunac China Holdings 7.50% 01/02/2024	KY	USD	122,601	122,916	0.12
Redsun Properties Group 9.70% 16/04/2023	KY	USD	116,186	119,529	0.12
Theta Capital 8.125% 22/01/2025	SG	USD	130,694	118,278	0.12
Vonovia	DE	EUR	1,833	117,043	0.11
Fantasia Holdings Group 15.00% 18/12/2021	KY	USD	104,902	112,767	0.11
Yango Justice International 8.25% 25/11/2023	HK	USD	110,127	112,459	0.11
Seazen Group 6.45% 11/06/2022	KY	USD	110,219	112,350	0.11
Sunac China Holdings 6.50% 09/07/2023	KY	USD	114,048	112,050	0.11
China Aoyuan Group 8.50% 23/01/2022	KY	USD	108,252	111,229	0.11
Sunac China Holdings 7.00% 09/07/2025	KY	USD	114,048	110,679	0.11
Scenery Journey 11.50% 24/10/2022	VG	USD	128,589	109,294	0.11
KWG Group Holdings 7.40% 05/03/2024 EMTN	KY	USD	102,286	107,154	0.10
Times China Holdings 7.625% 21/02/2022	KY	USD	101,880	104,042	0.10
Fantasia Holdings Group 11.875% 01/06/2023	KY	USD	99,792	103,527	0.10
Longfor Group Holdings 3.85% 13/01/2032	KY	USD	96,234	100,441	0.10
Kaisa Group Holdings 8.50% 30/06/2022	KY	USD	102,643	100,333	0.10
Tritax EuroBox	GB	EUR	83,063	96,773	0.09
China South City Holdings 11.50% 12/02/2022	HK	USD	95,381	94,485	0.09
Sino-Ocean Land Treasure III 4.90% VRN (Perpetual)	VG	USD	111,196	93,397	0.09
Kaisa Group Holdings 10.875% 23/07/2023	KY	USD	92,664	92,199	0.09
Agile Group Holdings 7.875% VRN (Perpetual)	KY	USD	89,100	91,219	0.09
China Evergrande Group 11.50% 22/01/2023	KY	USD	108,796	91,111	0.09
Zhenro Properties Group 7.875% 14/04/2024	KY	USD	89,456	89,238	0.09
China Evergrande Group 8.25% 23/03/2022	KY	USD	103,419	87,130	0.09
Simon Property Group LP 2.45% 13/09/2029	US	USD	86,309	85,509	0.08
RKPF Overseas 2019 A 6.70% 30/09/2024	VG	USD	82,328	85,236	0.08
KWG Group Holdings 7.40% 13/01/2027	KY	USD	84,760	85,087	0.08
Redsun Properties Group 10.50% 03/10/2022	KY	USD	80,118	83,418	0.08
KWG Group Holdings 7.875% 09/08/2021	KY	USD	79,833	81,789	0.08
Kaisa Group Holdings 11.75% 26/02/2021	KY	USD	80,547	81,755	0.08
CIFI Holdings Group 6.00% 16/07/2025	KY	USD	76,982	79,484	0.08
Seazen Group 6.00% 12/08/2024	KY	USD	78,408	79,392	0.08
Ronshine China Holdings 6.75% 05/08/2024	KY	USD	76,982	76,202	0.07
ADLER Real Estate 3.00% 27/04/2026	DE	EUR	64,946	75,642	0.07
China Aoyuan Group 6.35% 08/02/2024	KY	USD	74,131	75,434	0.07
Zhenro Properties Group 8.70% 03/08/2022	KY	USD	73,418	75,252	0.07
Simon Property Group 3.375% 15/06/2027	US	USD	69,047	74,441	0.07
Kaisa Group Holdings 10.50% 15/01/2025	KY	USD	79,079	73,939	0.07
China Evergrande Group 12.00% 22/01/2024	KY	USD	86,411	73,012	0.07
Yango Justice International 9.50% 03/04/2021	HK	USD	71,280	72,482	0.07
Yango Justice International 10.00% 12/02/2023	HK	USD	67,359	71,227	0.07
Jababeka International 6.50% 05/10/2023 Reg S	NL	USD	79,771	67,610	0.07
China Evergrande Group 6.25% 28/06/2021	KY	USD	71,280	66,540	0.07
Country Garden Holdings 5.625% 14/01/2030	KY	USD	56,609	62,128	0.06
China Evergrande Group 9.50% 11/04/2022	KY	USD	71,280	60,944	0.06

현재 투자종목 명세서서 2020년 10월 31일

	국가 코드	CCY	주식 또는 명목	시가(USD)	% 순자산
China South City Holdingss 10.875% 26/06/2022	HK	USD	61,023	59,726	0.06
KWG Group Holding 5.20% 21/09/2022	KY	USD	59,162	59,308	0.06
Yuzhou Properties 5.375% VRN (Perpetual)	KY	USD	60,231	57,969	0.06
Kaisa Group Holdings 11.25% 09/04/2022	KY	USD	55,541	56,791	0.06
APL Realty Holdings Pte 5.95% 02/06/2024	SG	USD	81,745	56,695	0.06
China Aoyuan Group 7.95% 19/02/2023	KY	USD	53,162	56,015	0.05
Mapletree Industrial Trust REIT	SG	SGD	24,291	54,156	0.05
RKI Overseas Finance 2017 A 7.00% (Perpetual)	VG	USD	60,588	54,123	0.05
Wanda Properties Overseas 6.875% 23/07/2023	VG	USD	53,446	52,376	0.05
ADLER Real Estate 2.125% 06/02/2024	DE	EUR	45,889	52,299	0.05
Kaisa Group Holdings 9.375% 30/06/2024	KY	USD	56,739	51,555	0.05
Yango Justice International 6.80% 11/03/2021 EMTN	HK	USD	51,321	51,450	0.05
Vanke Real Estate 3.50% 12/11/2029 EMTN	HK	USD	48,117	50,139	0.05
China Resources Land	HK	HKD	12,042	49,238	0.05
Keppel DC REIT	SG	SGD	23,067	48,986	0.05
Properties 9.875% 02/05/2021	KY	USD	48,581	48,946	0.05
Theta Capital 6.75% 31/10/2026	SG	USD	59,016	48,838	0.05
Pakuwon Prima 5.00% 14/02/2024	SG	USD	47,757	48,596	0.05
Redco Properties Group 8.50% 19/08/2021	KY	USD	46,993	46,875	0.05
Jinke Properties Group 8.375% 20/06/2021	CN	USD	44,906	45,748	0.04
CIFI Holdings Group 5.50% 23/01/2022	KY	USD	42,768	43,409	0.04
Country Garden Holdings 5.40% 27/05/2025	KY	USD	39,886	42,979	0.04
Goodman Group REIT	AU	AUD	3,280	42,427	0.04
Grand City Properties 3.75% VRN (Perpetual)	LU	EUR	34,264	41,221	0.04
Country Garden Holdings 5.125% 14/01/2027	KY	USD	37,713	40,306	0.04
KWG Group Holdings 7.875% 01/09/2023	KY	USD	38,177	40,133	0.04
Shimao Group Holdings 4.60% 13/07/2030	KY	USD	37,065	39,764	0.04
RKPF Overseas 2019 6.00% 04/09/2025	VG	USD	39,503	39,563	0.04
Country Garden Holdings 4.80% 06/08/2030	KY	USD	37,065	39,391	0.04
Times China Holdings 6.75% 08/07/2025	KY	USD	38,491	38,977	0.04
Greentown China Holdings 5.65% 13/07/2025	KY	USD	37,065	38,539	0.04
Greentown China Holdings 4.70% 29/04/2025	KY	USD	38,491	38,530	0.04
Longfor Group Holdings 3.95% 16/09/2029	KY	USD	34,814	37,091	0.04
Longfor Group Holdings 4.50% 16/01/2028	KY	USD	33,642	36,990	0.04
Wanda Properties International 7.25% 29/01/2024	VG	USD	37,065	36,469	0.04
Sunac China Holdings 7.875% 15/02/2022	KY	USD	35,640	36,263	0.04
Kaisa Group Holdings 6.75% 18/02/2021	KY	USD	34,670	34,714	0.03
Kaisa Group Holdings 9.75% 28/09/2023 Reg S	KY	USD	34,214	33,017	0.03
Link REIT	HK	HKD	4,310	32,891	0.03
Easy Tactic 8.125% 27/02/2023	VG	USD	37,065	32,617	0.03
China Merchants Commercial REIT	HK	HKD	103,466	32,106	0.03
Zhenro 9.15% 06/05/2023 Reg S	KY	USD	29,225	30,320	0.03
Agile Group Holdings 8.375% VRN (Perpetual)	KY	USD	28,512	29,617	0.03
Ronshine China Holdings 8.95% 22/01/2023	KY	USD	27,086	27,965	0.03
Corestate Capital Holding 3.50% 15/04/2023	LU	EUR	30,592	27,088	0.03
CapitaLand	SG	SGD	14,056	26,465	0.03
Lodha Developers International 14.00% 12/03/2023	MU	USD	28,318	26,336	0.03
Yida China Holdings 14.00% 27/03/2022	KY	USD	35,027	25,307	0.02
Zhenro Properties Group 8.65% 21/01/2023	KY	USD	24,592	25,207	0.02
NWD MTN 4.125% 18/07/2029	VG	USD	24,059	24,444	0.02
China Evergrande Group 4.25% 14/02/2023	KY	HKD	199,583	23,997	0.02
Franshion Brilliant 4.00% VRN (Perpetual)	VG	USD	23,776	23,983	0.02
City Developments	SG	SGD	4,789	22,252	0.02
KE Holdings ADR	CN	USD	319	22,239	0.02
China Aoyuan Group 7.50% 10/05/2021	KY	USD	21,384	21,651	0.02
SM Prime Holdings	PH	PHP	30,693	21,371	0.02
CIFI Holdings Group 5.375% VRN (Perpetual)	KY	USD	21,384	21,306	0.02
Shimao Property Holdings	HK	HKD	5,833	20,653	0.02
Zhenro Properties Group 5.60% 28/02/2021	KY	USD	20,671	20,619	0.02
Jingrui Holdings 9.45% 23/04/2021	KY	USD	20,671	20,309	0.02
Zhenro Properties Group 9.80% 20/08/2021	KY	USD	17,265	17,696	0.02
Kaisa Group Holdings 11.95% 22/10/2022 Reg S	KY	USD	17,107	17,539	0.02
Ascendas India Trust	SG	SGD	16,176	15,416	0.02
CFLD Cayman Investment 9.00% 31/07/2021	KY	USD	15,001	15,048	0.01
Longfor Group Holdings 3.90% 16/04/2023	KY	USD	14,294	15,019	0.01
Times China Holdings 10.95% 27/11/2020	KY	USD	14,256	14,364	0.01
RKPF Overseas 7.875% 01/02/2023	VG	USD	13,229	13,949	0.01
CIFI Holdings Group 5.375% VRN (Perpetual)	KY	USD	11,405	11,433	0.01
Robinsons Land	PH	PHP	34,097	10,567	0.01
Redco Properties Group 11.50% 08/12/2020	KY	USD	9,979	10,019	0.01
Champion Sincerity Holdings 8.125% VRN (Perpetual)	VG	USD	8,910	9,333	0.01
Wanda Group Overseas 7.50% 24/07/2022	HK	USD	8,491	8,088	0.01
Ronshine China Holdings 10.50% 01/03/2022	KY	USD	6,227	6,523	0.01
Easy Tactic 8.125% 11/07/2024	VG	USD	7,642	6,428	0.01
Nexity	FR	EUR	210	5,907	0.01
Franshion Brilliant 4.00% 21/06/2024 Reg S	VG	USD	5,661	5,836	0.01
Kaisa Group Holdings 9.95% 23/07/2025	KY	USD	5,661	5,123	0.01
Klepierre REIT	FR	EUR	264	3,346	0.00
Fantasia Holdings Group 12.25% 18/10/2022	KY	USD	2,830	2,979	0.00
Fantasia Holdings Group 10.875% 09/01/2023	KY	USD	2,757	2,836	0.00
China Overseas Finance 2.75% 02/03/2030 EMTN	KY	USD	1,698	1,714	0.00
Yuzhou Properties 8.50% 04/02/2023	KY	USD	1,415	1,489	0.00
Huzhou City Inv. Dev. Group 4.875% 20/12/2020	CN	USD	1,274	1,278	0.00
Sino-Ocean Land Treasure 6.00% 30/07/2024 Reg S	VG	USD	1,132	1,238	0.00
Swire Properties MTN Fin. 3.50% 10/01/2028 EMTN	HK	USD	1,132	1,217	0.00
Shimao Services Holdings	CN	HKD	96	205	0.00
				9,133,998	**8.93**
정부					
Heungkuk Life Insurance 4.475% VRN (Perpetual)	KR	USD	175,418	175,857	0.17
Indonesia 8.25% 15/05/2029	ID	IDR	1,382,542,997	104,175	0.10
Indonesia 4.45% 15/04/2070	ID	USD	86,798	102,910	0.10
Indonesia 7.00% 15/09/2030	ID	IDR	1,038,783,740	73,194	0.07
Sri Lanka 7.85% 14/03/2029 Reg S	LK	USD	106,353	58,491	0.06
Mexico 8.00% 07/11/2047	MX	MXN	1,032,527	53,166	0.05
Sri Lanka 7.55% 28/03/2030 Reg S	LK	USD	94,048	51,642	0.05
Czech Republic 2.75% 23/07/2029	CZ	CZK	1,011,691	50,064	0.05
Sri Lanka 6.20% 11/05/2027 Reg S	LK	USD	74,131	40,027	0.04
Brazil 10.00% 01/01/2023	BR	BRL	207,257	39,753	0.04
Romania 3.40% 08/03/2022	RO	RON	138,171	33,373	0.03
Thailand 1.60% 17/12/2029	TH	THB	995,939	32,649	0.03
Mexico 7.75% 29/05/2031	MX	MXN	609,612	32,027	0.03
Sri Lanka 6.85% 14/03/2024 Reg S	LK	USD	54,307	30,957	0.03
Thailand 2.125% 17/12/2026	TH	THB	842,846	28,845	0.03
Thailand 3.30% 17/06/2038	TH	THB	715,590	27,865	0.03
Egypt 16.10% 07/05/2029	EG	EGP	393,548	26,992	0.03
Thailand 3.85% 12/12/2025	TH	THB	670,960	24,712	0.02
Kenya 11.75% 08/10/2035	KE	KES	2,349,190	22,322	0.02
Turkey 6.375% 14/10/2025	TR	USD	22,453	21,979	0.02
Poland 2.50% 25/07/2027	PL	PLN	58,861	16,517	0.02
Peru 5.40% 12/08/2034 Reg S	PE	PEN	56,540	16,517	0.02
Hungary 1.00% 26/11/2025	HU	HUF	5,250,513	16,266	0.02
Peru 6.15% 12/08/2032	PE	PEN	48,802	15,602	0.02
Romania 3.65% 28/07/2025	RO	RON	55,269	13,567	0.01
Indonesia 7.00% 15/05/2027	ID	IDR	169,825,506	12,032	0.01
Brazil 10.00% 01/01/2029	BR	BRL	54,578	10,841	0.01
Indonesia 8.375% 15/04/2039	ID	IDR	142,012,562	10,539	0.01
Hungary 1.75% 26/10/2022	HU	HUF	3,039,771	9,803	0.01
Russia 7.60% 20/07/2022	RU	RUB	690,857	9,150	0.01
Thailand 1.45% 17/12/2024	TH	THB	276,343	9,106	0.01
Thailand 1.875% 17/06/2022	TH	THB	276,343	9,055	0.01
Hungary 1.50% 23/08/2023	HU	HUF	2,763,428	8,870	0.01
Mexico 8.50% 31/05/2029	MX	MXN	138,171	7,610	0.01
Chile 5.00% 01/03/2035	CL	CLP	4,628,742	7,199	0.01
Romania 5.00% 12/02/2029	RO	RON	25,672	6,947	0.01
Indonesia 8.375% 15/09/2026	ID	IDR	84,912,753	6,474	0.01
Indonesia 8.25% 15/05/2036	ID	IDR	87,445,914	6,429	0.01
Sri Lanka 6.35% 28/06/2024 Reg S	LK	USD	10,692	6,120	0.01
Romania 4.00% 25/10/2023	RO	RON	22,107	5,467	0.01
Ecuador 0.50% 31/07/2035 Reg S	EC	USD	9,170	5,044	0.00
Hungary 3.00% 27/10/2027	HU	HUF	1,105,371	3,794	0.00
Brazil 10.00% 01/01/2027	BR	BRL	17,133	3,363	0.00
Romania 5.80% 26/07/2027	RO	RON	12,049	3,336	0.00
Chile 4.50% 01/03/2026	CL	CLP	2,210,742	3,324	0.00
Sri Lanka 6.75% 18/04/2028 Reg S	LK	USD	5,661	3,057	0.00
Chile 4.70% 01/09/2030	CL	CLP	1,934,400	2,983	0.00
Poland 2.25% 25/10/2024	PL	PLN	9,810	2,677	0.00
Dominican Republic Bond 9.75% 05/06/2026 Reg S	DO	DOP	138,862	2,456	0.00
Ecuador 0.50% 31/07/2030 Reg S	EC	USD	3,499	2,327	0.00
Hungary 3.00% 27/10/2038	HU	HUF	635,588	2,181	0.00
Ecuador 0.50% 31/07/2040 Reg S	EC	USD	4,203	2,101	0.00
Romania 3.65% 24/09/2031	RO	RON	5,527	1,346	0.00
Ecuador 0.00% 31/07/2030 Reg S	EC	USD	1,275	590	0.00
				1,273,690	**1.25**
폐쇄형 펀드					
Greencoat UK Wind Funds	GB	GBP	369,192	644,708	0.63
Sequoia Economic Infrastructure Income Fund	GB	GBP	375,384	508,661	0.50
International Public Partnerships	GB	GBP	204,100	444,194	0.43
Starwood European Real Estate Finance	GB	GBP	139,835	154,883	0.15
				1,752,446	**1.71**
개방형 펀드					
Fidelity ILF - The Euro Fund - A-ACC-EUR	IE	EUR	105	1,687,882	1.65
Fidelity ILF - The US Dollar Fund - A-ACC-USD	IE	USD	66	1,193,894	1.17
				2,881,776	**2.82**
커뮤니케이션 서비스					
Verizon Communications	US	USD	4,818	274,180	0.27
China Mobile	HK	HKD	40,546	248,002	0.24
KDDI	JP	JPY	8,539	230,914	0.23
Vodafone Group 6.25% VRN 03/10/2078	GB	USD	172,512	186,529	0.18
Axiata SPV5 3.064% 19/08/2050 EMTN	MY	USD	183,020	175,792	0.17
Nippon Telegraph & Telephone	JP	JPY	4,864	102,573	0.10
Cellnex Telecom 0.50% 05/07/2028	ES	EUR	60,072	96,988	0.09
Telecom Italia Finance 7.75% 24/01/2033 EMTN	LU	EUR	55,793	93,604	0.09
SoftBank Group 5.125% 19/09/2027	JP	USD	78,278	79,266	0.08
HKBN	HK	HKD	42,014	72,690	0.07
Telefonica Europe 5.875% VRN (Perpetual)	NL	EUR	49,148	62,253	0.06

현재 투자종목 명세서서 2020년 10월 31일

	국가 코드	CCY	주식 또는 명목	시가(USD)	% 순자산
PLDT 3.45% 23/06/2050 Reg S	PH	USD	55,759	57,571	0.06
SoftBank Group 6.00% VRN (Perpetual)	JP	USD	61,301	56,918	0.06
Globe Telecom 2.50% 23/07/2030 Reg S	PH	USD	58,165	56,545	0.06
Bharti Airtel 1.50% 17/02/2025 Reg S	IN	USD	50,641	56,033	0.05
Telecom Italia 5.303% 30/05/2024	IT	USD	51,129	55,239	0.05
Globe Telecom 3.00% 23/07/2035 Reg S	PH	USD	53,354	50,694	0.05
Elisa	FI	EUR	1,024	50,382	0.05
Tencent Music 2.00% 03/09/2030	KY	USD	50,948	50,319	0.05
LG Uplus	KR	KRW	4,406	43,119	0.04
Netflix 3.625% 15/06/2030 Reg S	US	EUR	32,631	41,573	0.04
Telstra	AU	AUD	21,990	41,393	0.04
Altice France 5.875% 01/02/2027 Reg S	FR	EUR	33,150	40,439	0.04
Crystal Almond 4.25% 15/10/2024 Reg S	LU	EUR	35,354	40,053	0.04
PLDT 2.50% 23/01/2031 Reg S	PH	USD	38,494	39,547	0.04
Tencent Music 1.375% 03/09/2025	KY	USD	38,211	38,237	0.04
Far EasTone Telecommunications	TW	TWD	17,956	37,701	0.04
RCS & RDS 2.50% 05/02/2025 Reg S	RO	EUR	32,348	36,043	0.04
Altice France 3.375% 15/01/2028 Reg S	FR	EUR	31,545	34,807	0.03
Infrastrutture Wireless Italiane	IT	EUR	2,846	30,771	0.03
HKT Trust and HKT	HK	HKD	23,654	30,588	0.03
Dr Peng Holding HongKong 7.55% 01/12/2021	HK	USD	43,468	30,102	0.03
RCS & RDS 3.25% 05/02/2028 Reg S	RO	EUR	24,073	26,768	0.03
UPCB Finance IV 4.00% 15/01/2027 Reg S	KY	EUR	19,127	22,556	0.02
Banijay Entertainment 5.375% 01/03/2025 144A	FR	USD	22,067	22,467	0.02
Silknet 11.00% 02/04/2024	GE	USD	20,123	21,482	0.02
NetLink NBN Trust	SG	SGD	29,917	21,054	0.02
SoftBank Group 6.125% 20/04/2025	JP	USD	17,711	18,950	0.02
SoftBank Group 6.25% 15/04/2028	JP	USD	16,463	17,891	0.02
Telefonica Europe 3.75% VRN (Perpetual)	NL	EUR	15,045	17,809	0.02
Deutsche Telekom	DE	EUR	1,112	16,938	0.02
Telecom Italia 2.75% 15/04/2025 EMTN	IT	EUR	13,639	16,481	0.02
Vodafone Group 4.20% VRN 03/10/2078	GB	EUR	12,538	15,970	0.02
Hutchison Telecommunications Hong Kong Holdings	HK	HKD	105,470	15,802	0.02
Bharti Airtel Int'l 5.35% 20/05/2024 Reg S	NL	USD	13,586	14,777	0.01
Telefonica Europe 3.00% VRN (Perpetual)	NL	EUR	10,281	11,851	0.01
Telecom Italia	IT	EUR	26,229	8,904	0.01
Telenor	NO	NOK	507	7,823	0.01
SingTel Group Treasury 2.375% 03/10/2026 EMTN	SG	USD	2,830	3,020	0.00
Axiata SPV2 4.357% 24/03/2026 EMTN	MY	USD	1,981	2,256	0.00
HKT Capital 3.00% 14/07/2026	VG	USD	1,132	1,208	0.00
				2,824,872	2.76

증권 자격 취득 또는 기타 통제 된 시장 에서 죽음을 맞게

에너지

Total Capital 3.883% 11/10/2028	FR	USD	140,252	163,977	0.16
Petroleos Mexicanos 6.49% 23/01/2027	MX	USD	35,231	32,769	0.03
Petroleos Mexicanos 6.875% 04/08/2026	MX	USD	18,556	17,858	0.02
CNPC General Capital 3.40% 16/04/2023 Reg S	VG	USD	1,132	1,196	0.00
				215,800	0.21

유틸리티

Iberdrola	ES	EUR	57,217	674,938	0.66
Endesa	ES	EUR	11,055	296,370	0.29
Greenko Dutch 5.25% 24/07/2024 Reg S	NL	USD	180,195	185,450	0.18
Enel Finance International 2.875% 25/05/2022 144A	NL	USD	172,186	177,663	0.17
Commonwealth Edison 3.70% 15/08/2028	US	USD	144,568	168,353	0.16
Berkshire Hathaway Energy 3.25% 15/04/2028	US	USD	127,737	143,680	0.14
Brooklyn Union Gas 3.407% 10/03/2026 144A	US	USD	119,538	133,009	0.13
Oncor Electric Delivery 3.70% 15/11/2028	US	USD	113,496	132,785	0.13
Cleveland Electric 3.50% 01/04/2028 144A	US	USD	107,886	113,244	0.11
ContourGlobal Power Hlgs 4.125% 01/08/2025 Reg S	LU	EUR	78,816	92,947	0.09
Duke Energy Florida 3.80% 15/07/2028	US	USD	47,470	55,640	0.05
Boston Gas 3.001% 01/08/2029 144A	US	USD	25,893	28,200	0.03
Drax Finco 2.625% 01/11/2025	GB	EUR	17,871	20,946	0.02
Piedmont Natural Gas 3.50% 01/06/2029	US	USD	15,967	18,102	0.02
AES Gener 7.125% VRN 26/03/2079 Reg S	CL	USD	16,490	17,119	0.02
Red Electrica	ES	EUR	621	10,943	0.01
Enagas	ES	EUR	447	9,642	0.01
				2,279,031	2.23

소재

Air Liquide Finance 2.50% 27/09/2026 144A	FR	USD	156,219	169,581	0.17
Syngenta Finance 5.182% 24/04/2028 144A	NL	USD	90,325	98,876	0.10
Syngenta Finance 5.182% 24/04/2028 Reg S	NL	USD	72,176	79,009	0.08
Sherwin-Williams 4.20% 15/01/2022	US	USD	70,342	72,877	0.07
Newcastle 4.40% 29/09/2027 Reg S	AU	USD	73,733	72,278	0.07
CeramTec Bond 5.25% 15/12/2025 Reg S	DE	EUR	63,191	71,377	0.07
Schoeller Packaging 6.375% 01/11/2024 Reg S	NL	EUR	32,889	36,841	0.04
Air Liquide France 2.25% 10/09/2029 144A	FR	USD	34,524	36,775	0.04
Ardagh Packaging Finance 4.125% 15/08/2026 144A	SU	USD	31,345	32,011	0.03
Syngenta Finance 4.892% 24/04/2025 Reg S	NL	USD	26,040	28,246	0.03
Ardagh Packaging Finance 5.25% 15/08/2027 144A	SU	USD	22,882	23,511	0.02
				721,382	0.71

산업재

Ferrovial	ES	EUR	12,492	270,332	0.26
Experian Finance 2.75% 08/03/2030 144A	GB	USD	112,202	120,195	0.12
Vertical Holdco 6.625% 15/07/2028 Reg S	DE	EUR	71,132	85,725	0.08
Autostrade per l'Italia 1.625% 12/06/2023 MTN	IT	EUR	73,667	85,183	0.08
Adani Ports&Special Econ. 4.375% 03/07/2029 Reg S	IN	USD	69,532	70,359	0.07
Techem 2.00% 15/07/2025 Reg S	DE	EUR	55,194	61,174	0.06
XPO Logistics 6.25% 01/05/2025 144A	US	USD	37,744	40,186	0.04
Global Ship Lease 9.875% 15/11/2022 144A	MH	USD	35,394	35,978	0.04
Transurban Finance 2.45% 16/03/2031 Reg S	AU	USD	30,286	30,882	0.03
Autostrade per l'Italia 5.875% 09/06/2024 EMTN	IT	EUR	21,816	29,092	0.03
Avolon Holdings Funding 4.375% 01/05/2026 144A	KY	USD	21,946	21,341	0.02
Autostrade per l'Italia 2.875% 26/02/2021 EMTN	IT	EUR	15,482	18,050	0.02
Delta Air lines 4.50% 20/10/2025 144A	SU	USD	16,704	16,926	0.02
Stena International 6.125% 01/02/2025 144A	LU	USD	17,280	16,286	0.02
Stena International 3.75% 01/02/2025 Reg S	LU	EUR	11,445	12,480	0.01
ACS Group	ES	EUR	359	8,544	0.01
Global Ship Lease 9.875% 15/11/2022 Reg S	MH	USD	7,708	7,835	0.01
Vertical 4.375% 15/07/2027 Reg S	DE	EUR	6,457	7,626	0.01
Delta Air lines 4.75% 20/10/2028 144A	SU	USD	4,069	4,154	0.00
Hutchison Whampoa Int'l 7.45% 24/11/2033 Reg S	KY	USD	1,132	1,768	0.00
SMBC Aviation Capital Fin. 2.65% 15/07/2021 Reg S	IE	USD	1,132	1,141	0.00
				945,257	0.92

정보 기술

Micron Technology 4.64% 06/02/2024	US	USD	165,282	183,998	0.18
Adobe 2.15% 01/02/2027	US	USD	113,928	121,427	0.12
Adevinta 2.625% 15/11/2025 Reg S	NO	EUR	87,497	101,913	0.10
Apple 1.25% 20/08/2030	US	USD	77,678	76,783	0.08
IHS Netherlands 8.00% 18/09/2027 Reg S	NL	USD	71,027	72,625	0.07
ams 6.00% 31/07/2025 Reg S	AT	EUR	49,289	59,864	0.06
QUALCOMM 3.25% 20/05/2027	US	USD	42,723	47,601	0.05
Nexi 1.75% 31/10/2024	IT	EUR	37,925	44,151	0.04
Hurricane Finance 8.00% 15/10/2025 Reg S	GB	GBP	32,598	43,961	0.04
Fiserv 2.75% 01/07/2024	US	USD	28,050	29,929	0.03
Hurricane Finance 8.00% 15/10/2025	GB	GBP	19,183	25,349	0.02
PLT VII Finance 4.625% 05/01/2026 Reg S	LU	EUR	18,712	21,909	0.02
Adevinta 3.00% 15/11/2027 Reg S	NO	EUR	16,796	19,770	0.02
IHS Netherlands 7.125% 18/03/2025 Reg S	NL	USD	14,042	14,253	0.01
				863,533	0.84

소비재

Wynn Macau 5.125% 15/12/2029 Reg S	KY	USD	262,383	243,308	0.24
eBay 2.70% 11/03/2030	US	USD	189,880	199,128	0.19
Toyota Motor 3.669% 20/07/2028	JP	USD	133,779	155,302	0.15
Sands China 4.375% 18/06/2030 Reg S	KY	USD	148,031	152,179	0.15
Altice France Holding 8.00% 15/05/2027 Reg S	LU	EUR	123,749	151,642	0.15
Nissan Motor 4.81% 17/09/2030 Reg S	JP	USD	141,521	142,575	0.14
Melco Resorts Finance 5.625% 17/07/2027 Reg S	KY	USD	136,786	139,164	0.14
BMW US Capital 3.625% 18/04/2029 144A	US	USD	107,886	121,743	0.12
Daimler Fin. North America 3.25% 01/08/2024 144A	US	USD	108,749	117,412	0.11
Nissan Motor 4.345% 17/09/2027 Reg S	JP	USD	105,292	105,772	0.10
Nissan Motor Acceptance 3.875% 21/09/2023 144A	US	USD	90,624	94,703	0.09
Comcast 3.375% 15/08/2025	US	USD	83,288	92,905	0.09
Verisure Midholding 5.75% 01/12/2023 Reg S	SE	EUR	77,845	90,385	0.09
CBR Fashion Finance 5.125% 01/10/2022 Reg S	NL	EUR	65,137	67,937	0.07
Banijay Group 6.50% 01/03/2026 Reg S	FR	EUR	47,426	53,983	0.05
Novem Group 5.25% FRN 15/05/2024 Reg S	DE	EUR	47,644	53,608	0.05
American Honda Finance 3.50% 15/02/2028 GMTN	US	USD	45,744	51,729	0.05
Sands China 3.80% 08/01/2026 Reg S	KY	USD	44,438	45,630	0.04
GEMS Education Delaware 7.125% 31/07/2026 Reg S	SU	USD	41,939	41,572	0.04
Cirsa Finance Int'l 6.25% 20/12/2023 Reg S	LU	EUR	36,911	38,289	0.04
Industria de Diseno Textil	ES	EUR	1,496	36,944	0.04
JLR Automotive 7.75% 15/10/2025 144A	GB	USD	36,046	36,024	0.04
Daimler Fin. North America 4.30% 22/02/2029 144A	US	USD	28,050	32,784	0.03
Daimler Fin. North America 3.10% 15/08/2029 144A	US	USD	30,208	32,304	0.03
Altice Financing 7.50% 15/05/2026 144A	LU	USD	25,076	26,205	0.03
Aston Martin Capital Hldgs 12.00% 15/04/2022 Reg S	GB	USD	22,948	24,440	0.02
Cirsa Finance Int'l 7.875% 20/12/2023 144A	LU	USD	24,065	21,959	0.02
Comcast 3.95% 15/10/2025	US	USD	18,988	21,768	0.02
United Group 4.875% 01/07/2024 Reg S	NL	EUR	17,503	20,456	0.02
Volvo Car 3.25% 18/05/2021	SE	EUR	10,938	12,942	0.01
Matalan Finance 6.75% 31/01/2023 Reg S	GB	GBP	7,272	6,222	0.01
Cairo Mezz	CY	EUR	535	65	0.00
				2,431,079	2.38

소비재

Mondelez Intl. Holdings 2.00% 28/10/2021 144A	NL	USD	153,112	155,357	0.15
Sigma Holdco 5.75% 15/05/2026 Reg S	NL	EUR	65,250	72,966	0.07
Walnut Bidco 6.75% 01/08/2024 Reg S	GB	EUR	58,672	66,346	0.06

현재 투자종목 명세서서 2020년 10월 31일

	국가 코드	CCY	주식 또는 명목	시가(USD)	% 순자산
Walnut Bidco 9.125% 01/08/2024 144A	GB	USD	5,945	6,106	0.01
Walnut Bidco 9.125% 01/08/2024 Reg S	GB	USD	2,508	2,575	0.00
				303,350	**0.30**
건강					
AbbVie 2.15% 19/11/2021 144A	US	USD	170,029	173,146	0.17
Amgen 3.125% 01/05/2025	US	USD	103,571	113,175	0.11
Takeda Pharmaceutical 3.175% 09/07/2050	JP	USD	49,815	50,767	0.05
Amgen 2.45% 21/02/2030	US	USD	43,154	45,708	0.04
Nidda Healthcare Holding 3.50% 30/09/2024 Reg S	DE	EUR	32,415	36,915	0.04
Nidda Healthcare Holding 3.50% 30/09/2024 Reg S	DE	EUR	31,081	35,228	0.03
AbbVie 3.20% 21/11/2029 144A	US	USD	30,208	33,173	0.03
Takeda Pharmaceutical 3.375% 09/07/2060	JP	USD	29,578	30,920	0.03
Bristol-Myers Squibb 3.40% 26/07/2029	US	USD	25,030	28,994	0.03
Faes Farma	ES	EUR	883	3,329	0.00
				551,355	**0.54**
금융					
China Development Bank 4.88% 09/02/2028	CN	CNY	6,255,326	1,005,680	0.98
Hyundai Capital America 6.375% 08/04/2030 Reg S	US	USD	326,959	418,454	0.41
China Development Bank 3.05% 25/08/2026	CN	CNY	2,800,892	404,681	0.40
China Development Bank 3.68% 26/02/2026	CN	CNY	2,053,987	308,966	0.30
Westpac Banking 5.00% VRN (Perpetual)	AU	USD	202,472	205,199	0.20
Bangkok Bank 3.733% VRN 25/09/2034 Reg S	TH	USD	192,455	189,072	0.18
BBVA 6.00% VRN (Perpetual)	ES	EUR	157,615	181,410	0.18
Intesa Sanpaolo 7.75% VRN (Perpetual)	IT	EUR	119,710	156,262	0.15
Northern Trust 3.65% 03/08/2028	US	USD	126,011	147,307	0.14
Willis North America 2.95% 15/09/2029	US	USD	135,505	147,258	0.14
QBE Insurance Group 5.875% VRN (Perpetual) Reg S	AU	USD	137,503	147,128	0.14
Swedbank 2.80% 14/03/2022 144A	SE	USD	142,410	146,967	0.14
Rabobank 3.375% 21/05/2025 MTN	NL	USD	127,306	142,814	0.14
BFCM 3.75% 20/07/2023 144A	FR	USD	130,758	141,671	0.14
Caixa Geral de Depositos 10.75% VRN (Perpetual)	PT	EUR	106,812	133,618	0.13
UniCredit 6.625% VRN (Perpetual)	IT	EUR	114,751	133,381	0.13
Bank of New York Mellon 3.85% 28/04/2028 MTN	US	USD	110,907	131,829	0.13
Credit Suisse Group 3.574% 09/01/2023 144A	CH	USD	121,480	125,547	0.12
China Development Bank 3.65% 21/05/2029	CN	CNY	840,268	124,638	0.12
Westpac Banking 4.11% VRN 24/07/2034	AU	USD	108,749	120,917	0.12
BPCE 4.00% 15/04/2024	FR	USD	108,749	120,592	0.12
Credit Agricole 3.25% 14/01/2030 144A	FR	USD	111,339	118,995	0.12
Nat'l Australia Bank 3.933% VRN 02/08/2034 144A	AU	USD	107,023	117,654	0.12
Metropolitan Life Global 3.45% 18/12/2026 144A	US	USD	100,981	115,084	0.11
CommBank Aus 3.61% VRN 12/09/2034 144A	AU	USD	104,434	112,703	0.11
Mapfre 4.375% VRN 31/03/2047	ES	EUR	85,660	111,981	0.11
UBS Group 4.125% 24/09/2025 144A	CH	USD	98,392	111,949	0.11
Canadian Imperial Bank of Comm. 2.25% 28/01/2025	CA	USD	105,728	111,516	0.11
CaixaBank 6.75% VRN (Perpetual)	ES	EUR	87,373	104,236	0.10
John Deere Capital 3.45% 13/03/2025 MTN	US	USD	91,056	101,759	0.10
Hyundai Capital America 5.875% 07/04/2025 Reg S	US	USD	70,478	82,142	0.08
Lincoln Financing 3.625% 01/04/2024 Reg S	LU	EUR	73,173	81,414	0.08
Macquarie Bank 4.00% 29/07/2025 144A	AU	USD	64,300	72,825	0.07
Banco BPM 6.125% VRN (Perpetual)	IT	EUR	67,906	71,383	0.07
HSBC Holdings 6.375% VRN (Perpetual)	GB	USD	68,304	71,149	0.07
Macquarie 3.624% 03/06/2030 Reg S	AU	USD	56,892	59,948	0.06
Credit Suisse 4.282% 09/01/2028 144A	CH	USD	49,628	56,309	0.06
Garfunkelux Holdco 3 6.75% 01/11/2025 Reg S	LU	EUR	46,573	53,419	0.05
Newday Bondco 7.375% 01/02/2024 Reg S	GB	GBP	43,632	50,867	0.05
Garfunkelux Holdco 3 7.75% 01/11/2025 Reg S	LU	GBP	38,935	49,657	0.05
BBVA 5.875% VRN (Perpetual)	ES	EUR	42,830	49,103	0.05
QBE Insurance Group 5.875% VRN (Perpetual) 144A	AU	USD	45,334	48,507	0.05
Banca Monte 3.625% 24/09/2024 EMTN	IT	EUR	39,218	46,247	0.05
CaixaBank 5.875% VRN (Perpetual)	ES	EUR	38,529	44,083	0.04
ANZ New Zealand Int'l 3.45% 21/01/2028 144A	NZ	USD	38,839	43,904	0.04
China Development Bank 4.24% 24/08/2027	CN	CNY	280,089	43,538	0.04
China Development Bank 3.18% 05/04/2026	CN	CNY	280,089	41,176	0.04
China Development Bank 3.80% 25/01/2036	CN	CNY	280,089	41,039	0.04
Dresdner Funding Trust I 8.151% 30/06/2031 Reg S	US	USD	27,840	40,843	0.04
Intesa Sanpaolo 5.017% 26/06/2024 144A	IT	USD	35,261	37,234	0.04
Lincoln Financing 3.875% FRN 01/04/2024 Reg S	LU	EUR	30,530	34,039	0.03
Banca Monte 8.00% VRN 22/01/2030	IT	EUR	34,640	33,718	0.03
Newday Bondco 6.544% FRN 01/02/2023 Reg S	GB	GBP	28,712	33,454	0.03
Credito Real SAB 5.00% 01/02/2027 Reg S	MX	EUR	35,796	32,425	0.03
Oversea-Chinese Bkg 1.832% VRN 10/09/2030 Reg S	SG	USD	28,021	27,967	0.03
Natwest Group 8.625% VRN (Perpetual)	GB	USD	25,698	26,580	0.03
Garfunkelux Holdco 3 8.50% 01/11/2022 Reg S	LU	GBP	20,254	26,227	0.03
Banca Monte 5.375% VRN 18/01/2028 EMTN	IT	EUR	27,333	24,800	0.02
Citigroup 0.00% 21/12/2020 EMTN	PK	PKR	3,651,041	22,592	0.02
Dresdner Funding Trust I 8.151% 30/06/2031 144A	US	USD	11,136	16,337	0.02
Phoenix Life 7.25% VRN (Perpetual)	GB	GBP	10,665	14,041	0.01
UniCredit 6.572% 14/01/2022 144A	IT	USD	12,036	12,734	0.01
Metropolitan Life Global 3.05% 17/06/2029 144A	US	USD	9,494	10,670	0.01
Global Aircraft Leasing 6.50% 15/09/2024 144A	KY	USD	12,974	8,725	0.01
Assicurazioni Generali 6.269% VRN (Perpetual)	IT	GBP	5,996	8,428	0.01
Mapfre (A)	ES	EUR	2,047	3,086	0.00
				7,059,878	**6.90**
부동산					
Prologis 3.875% 15/09/2028	US	USD	94,940	111,422	0.11
WEA Finance 4.125% 20/09/2028 144A	US	USD	94,508	97,391	0.10
Agile Group Holdings 5.75% 02/01/2025 Reg S	KY	USD	79,833	79,631	0.08
Scentre Group Trust 3.75% 23/03/2027 144A	AU	USD	70,342	75,087	0.07
Yuzhou Properties 8.375% 30/10/2024	KY	USD	71,280	74,031	0.07
China Evergrande Group 8.90% 24/05/2021	KY	USD	43,450	41,589	0.04
Scentre Group Trust 2 3.50% 12/02/2025 Reg S	AU	USD	36,250	38,376	0.04
Yuzhou Properties 8.50% 26/02/2024	KY	USD	22,453	23,409	0.02
				540,936	**0.53**
정부					
China 2.90% 05/05/2026	CN	CNY	3,080,981	456,098	0.45
China 3.54% 16/08/2028	CN	CNY	2,240,714	342,298	0.33
China 3.12% 05/12/2026	CN	CNY	1,450,781	216,205	0.21
China 3.25% 06/06/2026	CN	CNY	1,400,446	210,994	0.21
China 3.29% 23/05/2029	CN	CNY	1,213,720	182,395	0.18
China 2.74% 04/08/2026	CN	CNY	1,213,720	178,229	0.17
China 3.86% 22/07/2049	CN	CNY	933,631	139,239	0.14
China 3.39% 16/03/2050	CN	CNY	840,268	114,859	0.11
China 2.85% 04/06/2027	CN	CNY	736,444	107,449	0.11
China 3.97% 23/07/2048	CN	CNY	653,541	99,139	0.10
South Africa 7.00% 28/02/2031	ZA	ZAR	1,506,994	76,028	0.07
China 3.59% 03/08/2027	CN	CNY	466,815	71,580	0.07
South Africa 8.00% 31/01/2030	ZA	ZAR	1,156,771	65,586	0.06
South Africa 8.25% 31/03/2032	ZA	ZAR	1,019,705	54,029	0.05
Serbia 5.875% 08/02/2028	RS	RSD	4,265,627	49,690	0.05
Colombia 6.00% 28/04/2028	CO	COP	169,536,304	45,949	0.04
China 3.52% 04/05/2027	CN	CNY	280,089	42,630	0.04
Philippine 6.375% 15/01/2032	PH	USD	24,625	34,811	0.03
South Africa 8.875% 28/02/2035	ZA	ZAR	643,879	33,189	0.03
Brazil Letras 0.00% 01/07/2023	BR	BRL	138,171	20,701	0.02
China 1.99% 09/04/2025	CN	CNY	138,171	19,761	0.02
China 2.36% 02/07/2023	CN	CNY	124,354	18,309	0.02
Malaysia 4.065% 15/06/2050	MY	MYR	73,258	18,171	0.02
Brazil Letras 0.00% 01/01/2024	BR	BRL	110,537	15,870	0.02
Ukraine 16.75% 16/06/2021	UA	UAH	429,920	15,761	0.02
Russia 7.25% 10/05/2034	RU	RUB	1,138,532	15,489	0.02
China 3.13% 21/11/2029	CN	CNY	100,312	14,893	0.01
China 3.52% 25/04/2046	CN	CNY	93,363	13,240	0.01
Turkey 10.50% 11/08/2027	TR	TRY	130,157	13,236	0.01
Russia 6.90% 23/05/2029	RU	RUB	917,458	12,287	0.01
China 2.68% 21/05/2030	CN	CNY	85,390	12,240	0.01
Russia 8.15% 03/02/2027	RU	RUB	829,028	11,839	0.01
Colombia 10.00% 24/07/2024	CO	COP	33,161,135	10,459	0.01
Russia 7.65% 10/04/2030	RU	RUB	732,308	10,255	0.01
Turkey 11.00% 02/03/2022	TR	TRY	82,903	9,529	0.01
Russia 6.00% 06/10/2027	RU	RUB	690,857	8,818	0.01
Malaysia 3.885% 15/08/2029	MY	MYR	30,674	8,105	0.01
Hungary 1.50% 22/04/2026	HU	HUF	2,210,742	6,955	0.01
Malaysia 3.48% 15/03/2023	MY	MYR	22,107	5,533	0.01
Ukraine 18.00% 24/03/2021	UA	UAH	141,764	5,144	0.01
Russia 7.70% 16/03/2039	RU	RUB	276,343	3,961	0.00
Russia 7.10% 16/10/2024	RU	RUB	276,343	3,717	0.00
Russia 7.00% 16/08/2023	RU	RUB	276,343	3,675	0.00
South Africa 8.75% 28/02/2048	ZA	ZAR	76,547	3,584	0.00
Colombia 7.00% 30/06/2032	CO	COP	11,247,152	3,110	0.00
Turkey 12.40% 08/03/2028	TR	TRY	26,501	2,921	0.00
Philippine 6.25% 14/01/2036	PH	PHP	66,322	1,762	0.00
Poland 1.25% 25/10/2030	PL	PLN	6,356	1,616	0.00
Uruguay 9.875% 20/06/2022 Reg S	UY	UYU	57,756	1,389	0.00
Uruguay 8.50% 15/03/2028 Reg S	UY	UYU	49,327	1,206	0.00
				2,813,933	**2.75**
주식 연계 채권					
UBS (Anhui Heli (A)) ELN 21/01/2022	CN	USD	13,871	29,234	0.03
				29,234	**0.03**
커뮤니케이션 서비스					
Deutsche Telekom 2.485% 19/09/2023 144A	NL	USD	125,148	130,640	0.13
Verizon Communications 4.329% 21/09/2028	US	USD	96,235	115,669	0.11
Telecom Italia 2.875% 28/01/2026 EMTN	IT	EUR	75,458	91,261	0.09
Infrastrutture Wireless 1.625% 21/10/2028 GMTN	IT	EUR	74,560	87,323	0.09
Deutsche Telecom 4.375% 21/06/2028 144A	NL	USD	62,574	73,973	0.07
Matterhorn Telecom 3.125% 15/09/2026 Reg S	LU	EUR	60,164	66,602	0.07
Altice France 7.375% 01/05/2026 144A	FR	USD	50,151	52,396	0.05
Telecom Italia Capital 7.721% 04/06/2038	LU	USD	37,864	51,417	0.05
Netflix 3.875% 15/11/2029 Reg S	US	EUR	33,105	42,904	0.04
Telecom Italia Capital 7.20% 18/07/2036	LU	USD	29,965	38,225	0.04
DKT Finance ApS 7.00% 17/06/2023 Reg S	DK	EUR	15,715	18,481	0.02
Matterhorn Telecom 2.625% 15/09/2024 Reg S	LU	EUR	8,822	10,032	0.01

현재 투자종목 명세서서 2020년 10월 31일

	국가 코드	CCY	주식 또는 명목	시가(USD)	% 순자산
Netflix 3.00% 15/06/2025 Reg S	US	EUR	7,523	9,141	0.01
Telecom Italia 5.25% 17/03/2055 EMTN	IT	EUR	6,520	8,993	0.01
				797,057	0.78

목록에 없음

에너지

DTEK Finance 10.75% 31/12/2024 (Defaulted)	GB	USD	99,771	65,849	0.06
Nostrum O&G 8.00% 25/07/2022 Reg S (Defaulted)	NL	USD	49,525	13,124	0.01
Fara Holdings*	GB	GBP	2,339	11,058	0.01
Nostrum Oil & Gas Finance 7.00% 16/02/2025 Reg S	NL	USD	6,269	1,599	0.00
Afren 6.625% 09/12/2020 Reg S (Defaulted)	GB	USD	22,867	112	0.00
				91,742	0.09

유틸리티

TXU Europe Funding 7.00% 30/11/2005 (Defaulted)*	GB	EUR	1,881	0	0.00
				0	0.00

산업재

Blue Skyview 15.758% VRN (Perpetual) (Defaulted)	VG	USD	55,221	13,906	0.01
Jain Int'l Trading 7.125% 01/02/2022 (Defaulted)	NL	USD	40,431	7,884	0.01
ITNL Offshore 7.50% 18/01/2021 (Defaulted)	SG	CNY	98,895	1,847	0.00
				23,637	0.02

정보 기술

Nuoxi Capital 5.35% 24/01/2023 (Defaulted)	VG	USD	44,256	4,425	0.00
				4,425	0.00

소비재

Virgin Media Secured Fin. 4.125% 15/08/2030 Reg S	GB	GBP	119,162	151,418	0.15
Virgin Media Secured Fin. 4.125% 15/08/2030	GB	GBP	23,320	29,633	0.03
Top Wise Excellence 6.00% 16/03/2020 (Defaulted)	VG	USD	55,913	6,067	0.01
JPIMedia FRN 0.00% 17/11/2023*	GB	GBP	11,974	3,412	0.00
Waterford 9.875% 01/12/2010 Reg S (Defaulted)*	IE	EUR	5,818	0	0.00
Technicolor 0.00% (Perpetual) (Defaulted)*	FR	EUR	9,529	0	0.00
				190,530	0.19

소비재

Agrokor DD Challenged Strips*	HR	EUR	5,658	9,805	0.01
				9,805	0.01

금융

Tianjin State-OCI. & Management. 1.60% 17/12/2039*	CN	USD	219,334	44,964	0.04
Stoneway Cap. 10.00% 01/03/2027 Reg S (Defaulted)	CA	USD	39,861	14,051	0.01
Yihua Overseas Invest. 8.50% 23/10/2020 (Defaulted)	VG	USD	42,737	3,419	0.00
JPM (Indonesia) CLN 7.00% 19/05/2027 EMTN	ID	IDR	43,432,797	3,092	0.00
JPM (Colombia) CLN 0.00% 26/07/2024	CO	COP	690,857	218	0.00
Cattles 8.125% 05/07/2017 (Defaulted)*	GB	GBP	9,654	14	0.00
Cattles 7.88% 17/01/2014 EMTN (Defaulted)*	GB	GBP	3,611	12	0.00
Hel Telc.Fin. 8.011% 15/07/2015 Reg S (Defaulted)*	LU	EUR	24,239	0	0.00
				65,770	0.06

부동산

JGC Ventures 10.75% 30/08/2021 (Defaulted)	SG	USD	35,462	14,539	0.01
Modernland Overseas Pte 6.95% 13/04/2024	SG	USD	34,214	13,842	0.01
Intu Debenture 5.562% 31/12/2027 (Defaulted)	GB	GBP	884	601	0.00
				28,982	0.03

정부

Ghana 19.50% 09/11/2020	GH	GHS	41,037	7,115	0.01
Lebanon 6.85% 25/05/2029 (Defaulted) EMTN	LB	USD	8,235	1,215	0.00
Lebanon 6.75% 29/11/2027 (Defaulted)	LB	USD	7,544	1,121	0.00
Lebanon 6.20% 26/02/2025 (Defaulted) GMTN	LB	USD	5,596	835	0.00
Lebanon 6.65% 26/02/2030 GMTN (Defaulted)	LB	USD	3,413	503	0.00
Lebanon 6.25% 12/06/2025 (Defaulted)	LB	USD	2,902	432	0.00
				11,221	0.01

커뮤니케이션 서비스

KPNQwest 7.125% 01/06/2009 (Defaulted)*	NL	EUR	2,320	0	0.00
Johnston Press 8.625% 01/06/2019 Reg S (Defaulted)*	GB	GBP	10,242	0	0.00
JPIMedia*	GB	GBP	479	0	0.00
				0	0.00

단주	(7)	(0.00)

	시장 가격	% 순자산
총 투자 (비용 USD 97,898,372)	99,085,758	96.89

차액 거래 계약

	CCY	기본 노출	미실현 이익 / (손실) USD	% 순자산
Oracle (GS)	USD	57,079	377	0.00
Johnson & Johnson (GS)	USD	56,562	(910)	(0.00)
Ixu Utilities Select Sect (JPLS)	USD	567,073	(6,492)	(0.01)
Sandvik (UBS)	SEK	811,767	(7,893)	(0.01)
Stoxx Europe 600 Automobi (HSBC)	EUR	424,692	(38,203)	(0.04)
			(53,121)	(0.05)

신용 디폴트 스왑 (Credit Default Swap)

	CCY	기본 노출	미실현 이익 / (손실) USD	% 순자산
매도 보호 Wind Acquisition Fin. 7% 20/12/2021	EUR	71,466	4,758	0.00
매도 보호 Elis 1.75% 20/06/2025	EUR	22,819	2,584	0.00
매도 보호 Altice 6.25% 20/12/2024	EUR	34,103	1,839	0.00
매도 보호 CDX NA HY S35 5 년 20/12/202	USD	46,453	1,651	0.00
매수 보호 Renault 3.125% 20/12/2024	EUR	22,944	1,592	0.00
매도 보호 Wind Acquisition Fin. 4% 20/12/2021	EUR	20,061	1,335	0.00
매도 보호 Intrum Just 3.125% 20/06/2024	EUR	30,091	809	0.00
매도 보호 iTraxx Xover S34 20/12/2025	EUR	9,692	679	0.00
매도 보호 Tesco 6% 20/12/2021	EUR	23,571	271	0.00
매도 보호 Inter Construction A 0.5% 20/06/2021	EUR	23,070	(1,411)	(0.00)
매도 보호 Rolls-Royce 2.125% 20/12/2025	EUR	11,660	(2,088)	(0.00)
매도 보호 Stena 7% 20/12/2024	EUR	24,782	(2,417)	(0.00)
매도 보호 Rolls-Royce 2.125% 20/06/2025	EUR	47,142	(7,457)	(0.01)
			2,145	0.00

선물환 계약

	기본 노출 USD	미실현 이익 / (손실) USD	% 순자산
구입 USD 판매 EUR 에 1.18257 15/12/2020	12,552,560	175,634	0.17
구입 JPY 판매 USD 에 105.90000 15/12/2020	4,336,280	57,990	0.06
구입 USD 판매 AUD 에 0.72425 15/12/2020	1,707,981	51,224	0.05
구입 USD 판매 EUR 에 1.17567 15/12/2020	3,554,724	28,729	0.03
구입 USD 판매 GBP 에 1.30398 15/12/2020	3,101,276	19,420	0.02
구입 USD 판매 EUR 에 1.18663 12/11/2020	1,045,283	19,151	0.02
구입 USD 판매 RUB 에 0.01282 15/12/2020	863,572	19,121	0.02
구입 JPY 판매 USD 에 105.54039 15/12/2020	1,644,659	16,335	0.02
구입 CNY 판매 USD 에 6.87645 15/12/2020	251,292	6,085	0.01
구입 KRW 판매 USD 에 1187.75000 14/12/2020	105,365	4,792	0.00
구입 USD 판매 EUR 에 1.18862 12/11/2020	144,002	2,884	0.00
구입 MXN 판매 USD 에 22.65785 12/11/2020	39,858	2,589	0.00
구입 USD 판매 CZK 에 0.04451 15/12/2020	63,326	2,570	0.00
구입 ZAR 판매 USD 에 17.42440 12/11/2020	35,212	2,532	0.00
구입 JPY 판매 EUR 에 125.06129 12/11/2020	94,163	2,494	0.00
구입 AUD 판매 USD 에 1.42557 15/12/2020	1,008,020	2,424	0.00
구입 CLP 판매 USD 에 775.04000 15/12/2020	914,177	1,817	0.00
구입 USD 판매 BRL 에 0.18467 12/11/2020	30,189	1,799	0.00
구입 ZAR 판매 USD 에 17.49091 12/11/2020	21,802	1,657	0.00
구입 PHP 판매 USD 에 49.21700 13/11/2020	103,056	1,632	0.00
구입 JPY 판매 USD 에 105.53340 15/12/2020	160,755	1,586	0.00
구입 USD 판매 RUB 에 0.01318 15/12/2020	28,499	1,468	0.00
구입 USD 판매 EUR 에 1.19143 12/11/2020	64,707	1,452	0.00
구입 USD 판매 EUR 에 1.18738 12/11/2020	69,685	1,322	0.00
구입 GBP 판매 USD 에 0.77817 15/12/2020	155,492	1,308	0.00
구입 CLP 판매 USD 에 797.01996 15/12/2020	40,397	1,228	0.00
구입 USD 판매 EUR 에 1.18815 12/11/2020	62,110	1,219	0.00
구입 USD 판매 TRY 에 0.13219 12/11/2020	10,552	1,188	0.00
구입 USD 판매 RUB 에 0.01350 12/11/2020	16,181	1,178	0.00
구입 CLP 판매 USD 에 787.34994 15/12/2020	62,068	1,111	0.00
구입 MYR 판매 USD 에 4.18990 12/11/2020	148,467	1,103	0.00
구입 USD 판매 HUF 에 0.00324 12/11/2020	56,420	1,087	0.00
구입 USD 판매 RUB 에 0.01349 12/11/2020	14,981	1,081	0.00
구입 PHP 판매 USD 에 48.88500 15/12/2020	166,016	1,077	0.00
구입 MXN 판매 USD 에 22.58640 12/11/2020	16,587	1,022	0.00
구입 MXN 판매 USD 에 22.70425 12/11/2020	14,539	976	0.00
구입 IDR 판매 USD 에 14982.00000 12/11/2020	46,758	953	0.00
구입 USD 판매 EUR 에 1.18526 12/11/2020	55,365	949	0.00
구입 ZAR 판매 USD 에 17.54300 12/11/2020	11,408	903	0.00
구입 USD 판매 EUR 에 1.18018 12/11/2020	66,711	853	0.00
구입 USD 판매 COP 에 0.00026 12/11/2020	66,357	825	0.00
구입 USD 판매 BRL 에 0.18349 12/11/2020	15,418	814	0.00

현재 투자종목 명세서서 2020년 10월 31일

	기본 노출 USD	미실현 이익 / (손실) USD	% 순자산
구입 USD 판매 EUR 에 1.18311 12/11/2020	52,619	805	0.00
구입 KRW 판매 USD 에 1185.38000 12/11/2020	17,523	775	0.00
구입 USD 판매 PLN 에 0.26980 12/11/2020	11,163	761	0.00
구입 USD 판매 COP 에 0.00027 12/11/2020	19,173	761	0.00
구입 CNY 판매 USD 에 6.99235 12/11/2020	16,210	713	0.00
구입 KRW 판매 USD 에 1188.55000 12/11/2020	15,109	711	0.00
구입 USD 판매 EUR 에 1.19678 12/11/2020	25,826	698	0.00
구입 KRW 판매 USD 에 1181.56000 12/11/2020	16,884	690	0.00
구입 CLP 판매 USD 에 803.88000 12/11/2020	17,188	677	0.00
구입 USD 판매 EUR 에 1.19058 12/11/2020	30,857	670	0.00
구입 GBP 판매 EUR 에 0.91936 12/11/2020	29,732	658	0.00
구입 USD 판매 TRY 에 0.12572 12/11/2020	9,721	565	0.00
구입 CNY 판매 USD 에 6.78220 19/01/2021	74,809	555	0.00
구입 USD 판매 HKD 에 0.12896 15/12/2020	6,711,025	527	0.00
구입 USD 판매 BRL 에 0.18217 12/11/2020	11,340	513	0.00
구입 MXN 판매 USD 에 22.26789 12/11/2020	10,960	511	0.00
구입 KRW 판매 USD 에 1168.68000 04/01/2021	17,688	511	0.00
구입 USD 판매 EUR 에 1.18375 12/11/2020	31,175	494	0.00
구입 USD 판매 CZK 에 0.04549 12/11/2020	7,384	475	0.00
구입 THB 판매 USD 에 31.71400 15/12/2020	26,613	461	0.00
구입 USD 판매 HUF 에 0.00331 12/11/2020	11,004	453	0.00
구입 USD 판매 PLN 에 0.26773 12/11/2020	7,465	448	0.00
구입 CLP 판매 USD 에 795.35500 12/11/2020	15,529	441	0.00
구입 USD 판매 HUF 에 0.00342 12/11/2020	5,598	436	0.00
구입 USD 판매 PLN 에 0.26296 12/11/2020	10,515	432	0.00
구입 KRW 판매 USD 에 1160.60000 12/11/2020	19,146	429	0.00
구입 MXN 판매 USD 에 22.37407 12/11/2020	8,202	423	0.00
구입 CNY 판매 USD 에 6.88091 12/11/2020	15,244	417	0.00
구입 USD 판매 CHF 에 1.09351 15/12/2020	685,782	396	0.00
구입 GBP 판매 EUR 에 0.90746 12/11/2020	44,100	392	0.00
구입 USD 판매 TRY 에 0.13210 12/11/2020	3,495	391	0.00
구입 USD 판매 PLN 에 0.26231 12/11/2020	10,045	387	0.00
구입 KRW 판매 USD 에 1162.23000 12/11/2020	15,806	377	0.00
구입 USD 판매 CZK 에 0.04539 12/11/2020	5,738	355	0.00
구입 USD 판매 PEN 에 0.28079 12/11/2020	23,731	350	0.00
구입 GBP 판매 EUR 에 0.91292 12/11/2020	22,148	331	0.00
구입 USD 판매 TRY 에 0.12947 12/11/2020	3,631	326	0.00
구입 CLP 판매 USD 에 778.27000 12/11/2020	51,382	323	0.00
구입 PHP 판매 USD 에 49.35200 12/11/2020	16,718	313	0.00
구입 ZAR 판매 USD 에 16.63130 12/11/2020	12,922	299	0.00
구입 USD 판매 HUF 에 0.00327 12/11/2020	9,461	284	0.00
구입 USD 판매 EUR 에 1.17319 12/11/2020	41,105	279	0.00
구입 SEK 판매 USD 에 9.01063 04/01/2021	18,595	272	0.00
구입 USD 판매 EUR 에 1.18251 12/11/2020	17,953	265	0.00
구입 USD 판매 HUF 에 0.00328 12/11/2020	8,096	261	0.00
구입 USD 판매 HUF 에 0.00321 12/11/2020	22,466	261	0.00
구입 USD 판매 EUR 에 1.17835 12/11/2020	23,274	261	0.00
구입 USD 판매 INR 에 0.01357 12/11/2020	29,238	254	0.00
구입 USD 판매 PLN 에 0.25723 12/11/2020	13,794	253	0.00
구입 MXN 판매 USD 에 22.72786 12/11/2020	3,591	245	0.00
구입 IDR 판매 USD 에 14925.00001 12/11/2020	14,647	242	0.00
구입 USD 판매 RUB 에 0.01281 12/11/2020	13,437	241	0.00
구입 CLP 판매 USD 에 795.50000 12/11/2020	8,208	234	0.00
구입 GBP 판매 EUR 에 0.91823 12/11/2020	10,722	224	0.00
구입 GBP 판매 EUR 에 0.90474 12/11/2020	38,119	224	0.00
구입 INR 판매 USD 에 74.82000 12/11/2020	32,298	219	0.00
구입 IDR 판매 USD 에 14785.00000 12/11/2020	29,905	208	0.00
구입 TWD 판매 USD 에 28.58550 12/11/2020	90,759	204	0.00
구입 GBP 판매 EUR 에 0.91413 12/11/2020	12,106	197	0.00
구입 USD 판매 BRL 에 0.17832 12/11/2020	8,152	189	0.00
구입 CNY 판매 USD 에 6.80200 12/11/2020	11,395	178	0.00
구입 THB 판매 USD 에 31.52200 12/11/2020	15,474	175	0.00
구입 USD 판매 AUD 에 0.70446 15/12/2020	88,598	164	0.00
구입 ZAR 판매 USD 에 16.74316 12/11/2020	5,309	159	0.00
구입 USD 판매 HUF 에 0.00323 12/11/2020	8,622	159	0.00
구입 SGD 판매 USD 에 1.36752 14/12/2020	107,627	153	0.00
구입 CLP 판매 USD 에 785.48000 12/11/2020	9,682	151	0.00
구입 USD 판매 RON 에 0.24069 12/11/2020	27,286	147	0.00
구입 USD 판매 HUF 에 0.00340 12/11/2020	2,041	144	0.00
구입 ZAR 판매 USD 에 17.07546 12/11/2020	2,463	124	0.00
구입 USD 판매 INR 에 0.01355 12/11/2020	17,168	121	0.00
구입 INR 판매 USD 에 75.28000 12/11/2020	9,133	118	0.00
구입 USD 판매 ILS 에 0.29443 12/11/2020	29,284	110	0.00
구입 CLP 판매 USD 에 801.75000 12/11/2020	2,956	108	0.00
구입 USD 판매 RUB 에 0.01310 12/11/2020	2,432	100	0.00
구입 ZAR 판매 USD 에 16.93002 12/11/2020	2,267	94	0.00
구입 USD 판매 TRY 에 0.13213 12/11/2020	812	91	0.00
구입 MXN 판매 USD 에 22.02933 12/11/2020	2,422	86	0.00
구입 USD 판매 PEN 에 0.27894 12/11/2020	10,240	83	0.00
구입 IDR 판매 USD 에 15128.00000 12/11/2020	2,704	82	0.00
구입 USD 판매 CHF 에 1.09588 15/12/2020	29,508	81	0.00
구입 TWD 판매 USD 에 29.15000 12/11/2020	3,628	80	0.00
구입 USD 판매 RON 에 0.24414 12/11/2020	3,713	74	0.00
구입 USD 판매 EUR 에 1.17049 12/11/2020	16,633	74	0.00
구입 USD 판매 INR 에 0.01352 12/11/2020	14,514	71	0.00

	기본 노출 USD	미실현 이익 / (손실) USD	% 순자산
구입 SGD 판매 USD 에 1.37102 04/01/2021	17,562	70	0.00
구입 PHP 판매 USD 에 48.65000 15/12/2020	35,005	58	0.00
구입 IDR 판매 USD 에 14985.00006 12/11/2020	2,803	58	0.00
구입 USD 판매 CZK 에 0.04333 12/11/2020	3,903	53	0.00
구입 IDR 판매 USD 에 14935.00001 12/11/2020	3,045	52	0.00
구입 CLP 판매 USD 에 785.53000 12/11/2020	3,292	52	0.00
구입 THB 판매 USD 에 31.24100 15/12/2020	23,879	51	0.00
구입 INR 판매 USD 에 75.39000 12/11/2020	3,475	50	0.00
구입 USD 판매 PEN 에 0.27718 12/11/2020	24,415	42	0.00
구입 USD 판매 BRL 에 0.17735 12/11/2020	2,404	42	0.00
구입 USD 판매 HKD 에 0.12901 15/12/2020	89,491	40	0.00
구입 USD 판매 PEN 에 0.27783 12/11/2020	9,051	37	0.00
구입 EUR 판매 GBP 에 1.11282 12/11/2020	37,358	35	0.00
구입 THB 판매 USD 에 31.27649 15/12/2020	9,944	33	0.00
구입 USD 판매 CLP 에 0.00130 12/11/2020	8,543	25	0.00
구입 MXN 판매 USD 에 21.54961 12/11/2020	1,902	24	0.00
구입 MYR 판매 USD 에 4.19000 12/11/2020	2,973	22	0.00
구입 USD 판매 RUB 에 0.01261 12/11/2020	10,789	20	0.00
구입 PHP 판매 USD 에 48.48500 12/11/2020	20,013	17	0.00
구입 USD 판매 RON 에 0.24229 12/11/2020	1,328	16	0.00
구입 USD 판매 RON 에 0.24042 12/11/2020	3,396	15	0.00
구입 THB 판매 USD 에 31.24900 12/11/2020	5,643	14	0.00
구입 USD 판매 MYR 에 0.24349 12/11/2020	942	12	0.00
구입 USD 판매 EUR 에 1.16537 12/11/2020	154,154	12	0.00
구입 IDR 판매 USD 에 14762.00009 12/11/2020	2,076	11	0.00
구입 USD 판매 INR 에 0.01346 12/11/2020	16,803	9	0.00
구입 MYR 판매 USD 에 4.19300 12/11/2020	1,025	8	0.00
구입 MYR 판매 USD 에 4.17600 12/11/2020	1,811	7	0.00
구입 USD 판매 CZK 에 0.04282 15/12/2020	5,090	6	0.00
구입 THB 판매 USD 에 31.22010 12/11/2020	3,188	5	0.00
구입 MXN 판매 USD 에 21.32388 12/11/2020	1,575	4	0.00
구입 USD 판매 RON 에 0.23965 12/11/2020	2,511	3	0.00
구입 USD 판매 HUF 에 0.00318 12/11/2020	2,157	3	0.00
구입 SGD 판매 USD 에 1.36962 12/11/2020	932	3	0.00
구입 RUB 판매 USD 에 79.52000 12/11/2020	3,862	3	0.00
구입 IDR 판매 USD 에 14684.99999 12/11/2020	14,524	2	0.00
구입 MYR 판매 USD 에 4.16100 12/11/2020	3,048	1	0.00
구입 USD 판매 RON 에 0.23939 12/11/2020	5,453	0	0.00
구입 USD 판매 PLN 에 0.25258 12/11/2020	1,575	0	0.00
구입 USD 판매 PHP 에 0.02059 15/12/2020	50,113	0	0.00
구입 USD 판매 HKD 에 0.12901 12/11/2020	198	0	0.00
구입 PEN 판매 USD 에 3.61200 12/11/2020	1,818	(1)	(0.00)
구입 IDR 판매 USD 에 14658.39981 12/11/2020	325	(1)	(0.00)
구입 USD 판매 MYR 에 0.23992 12/11/2020	930	(2)	(0.00)
구입 MYR 판매 USD 에 4.14900 12/11/2020	928	(2)	(0.00)
구입 COP 판매 USD 에 3864.00000 12/11/2020	18,384	(3)	(0.00)
구입 USD 판매 MYR 에 0.24027 12/11/2020	5,551	(4)	(0.00)
구입 PHP 판매 USD 에 48.33000 12/11/2020	1,488	(4)	(0.00)
구입 IDR 판매 USD 에 14659.99996 12/11/2020	2,564	(4)	(0.00)
구입 RUB 판매 USD 에 79.24000 12/11/2020	2,946	(8)	(0.00)
구입 PHP 판매 USD 에 48.54001 15/12/2020	15,286	(9)	(0.00)
구입 IDR 판매 USD 에 14655.00002 12/11/2020	4,494	(9)	(0.00)
구입 CLP 판매 USD 에 769.74999 12/11/2020	1,927	(9)	(0.00)
구입 PHP 판매 USD 에 48.32000 12/11/2020	3,787	(10)	(0.00)
구입 USD 판매 THB 에 0.03189 12/11/2020	1,846	(11)	(0.00)
구입 RON 판매 USD 에 4.15605 12/11/2020	2,212	(11)	(0.00)
구입 ILS 판매 USD 에 3.40553 12/11/2020	12,405	(13)	(0.00)
구입 CZK 판매 USD 에 23.23174 12/11/2020	1,837	(13)	(0.00)
구입 USD 판매 CLP 에 0.00129 12/11/2020	16,915	(14)	(0.00)
구입 THB 판매 USD 에 31.10800 12/11/2020	7,183	(14)	(0.00)
구입 USD 판매 THB 에 0.03198 12/11/2020	5,469	(17)	(0.00)
구입 COP 판매 USD 에 3846.00001 12/11/2020	3,812	(18)	(0.00)
구입 HUF 판매 USD 에 297.30910 12/11/2020	367	(20)	(0.00)
구입 USD 판매 EUR 에 1.16468 12/11/2020	41,303	(21)	(0.00)
구입 ILS 판매 USD 에 3.39681 12/11/2020	6,494	(24)	(0.00)
구입 EUR 판매 GBP 에 1.11003 12/11/2020	15,467	(24)	(0.00)
구입 USD 판매 THB 에 0.03202 12/11/2020	13,380	(27)	(0.00)
구입 PEN 판매 USD 에 3.58230 12/11/2020	3,147	(28)	(0.00)
구입 USD 판매 MYR 에 0.23952 12/11/2020	8,114	(31)	(0.00)
구입 HUF 판매 USD 에 312.79470 12/11/2020	4,961	(32)	(0.00)
구입 USD 판매 MXN 에 0.04620 12/11/2020	1,926	(33)	(0.00)
구입 HUF 판매 USD 에 310.12390 12/11/2020	2,405	(36)	(0.00)
구입 USD 판매 PHP 에 0.02059 12/11/2020	15,118	(37)	(0.00)
구입 USD 판매 MYR 에 0.23815 12/11/2020	4,000	(38)	(0.00)
구입 MXN 판매 USD 에 21.21870 12/11/2020	14,152	(38)	(0.00)
구입 USD 판매 ILS 에 0.29242 12/11/2020	12,600	(39)	(0.00)
구입 HUF 판매 USD 에 312.20850 12/11/2020	4,987	(42)	(0.00)
구입 USD 판매 THB 에 0.03159 12/11/2020	2,857	(43)	(0.00)
구입 ILS 판매 USD 에 3.39595 12/11/2020	11,213	(44)	(0.00)
구입 THB 판매 USD 에 31.05800 12/11/2020	13,169	(47)	(0.00)
구입 EUR 판매 USD 에 0.85446 04/01/2021	17,936	(52)	(0.00)
구입 USD 판매 CNY 에 0.14882 12/11/2020	16,215	(53)	(0.00)
구입 USD 판매 ZAR 에 0.06033 12/11/2020	2,798	(54)	(0.00)
구입 RON 판매 USD 에 4.07450 12/11/2020	2,248	(55)	(0.00)
구입 USD 판매 PHP 에 0.02057 12/11/2020	16,811	(57)	(0.00)

현재 투자종목 명세서서 2020년 10월 31일

	기본 노출 USD	미실현 이익 / (손실) USD	% 순자산
구입 USD 판매 MXN 에 0.04665 12/11/2020	7,832	(59)	(0.00)
구입 EUR 판매 GBP 에 1.10224 12/11/2020	7,155	(61)	(0.00)
구입 TWD 판매 USD 에 28.43350 12/11/2020	20,581	(63)	(0.00)
구입 THB 판매 USD 에 31.00300 12/11/2020	11,781	(63)	(0.00)
구입 CZK 판매 USD 에 22.99025 15/12/2020	3,958	(66)	(0.00)
구입 COP 판매 USD 에 3807.78999 12/11/2020	5,112	(75)	(0.00)
구입 USD 판매 ZAR 에 0.05978 12/11/2020	3,046	(86)	(0.00)
구입 ILS 판매 USD 에 3.38477 12/11/2020	12,422	(89)	(0.00)
구입 USD 판매 ZAR 에 0.05936 12/11/2020	2,567	(90)	(0.00)
구입 HUF 판매 USD 에 312.13100 12/11/2020	10,546	(91)	(0.00)
구입 INR 판매 USD 에 74.04800 12/11/2020	29,447	(107)	(0.00)
구입 USD 판매 MYR 에 0.23802 12/11/2020	10,867	(109)	(0.00)
구입 RUB 판매 USD 에 78.66300 12/11/2020	10,957	(111)	(0.00)
구입 RUB 판매 USD 에 76.22000 12/11/2020	2,789	(114)	(0.00)
구입 USD 판매 MYR 에 0.23824 12/11/2020	13,602	(125)	(0.00)
구입 USD 판매 MXN 에 0.04530 12/11/2020	3,567	(129)	(0.00)
구입 USD 판매 THB 에 0.03160 12/11/2020	9,114	(138)	(0.00)
구입 USD 판매 MXN 에 0.04503 12/11/2020	3,707	(156)	(0.00)
구입 USD 판매 ILS 에 0.28946 12/11/2020	11,939	(157)	(0.00)
구입 USD 판매 THB 에 0.03164 12/11/2020	11,458	(159)	(0.00)
구입 EUR 판매 GBP 에 1.10852 12/11/2020	56,641	(165)	(0.00)
구입 THB 판매 USD 에 31.14350 15/12/2020	172,142	(171)	(0.00)
구입 PLN 판매 USD 에 3.69611 12/11/2020	2,641	(175)	(0.00)
구입 ILS 판매 USD 에 3.37822 12/11/2020	19,267	(175)	(0.00)
구입 TRY 판매 USD 에 7.59418 12/11/2020	1,800	(176)	(0.00)
구입 EUR 판매 GBP 에 1.09906 12/11/2020	15,441	(176)	(0.00)
구입 EUR 판매 USD 에 0.85233 12/11/2020	26,978	(183)	(0.00)
구입 EUR 판매 GBP 에 1.10145 12/11/2020	19,972	(185)	(0.00)
구입 USD 판매 MYR 에 0.23785 12/11/2020	17,241	(186)	(0.00)
구입 BRL 판매 USD 에 5.58800 12/11/2020	7,422	(194)	(0.00)
구입 EUR 판매 GBP 에 1.09631 12/11/2020	14,038	(195)	(0.00)
구입 USD 판매 MXN 에 0.04568 12/11/2020	7,237	(203)	(0.00)
구입 USD 판매 KRW 에 0.00088 12/11/2020	50,724	(207)	(0.00)
구입 EUR 판매 USD 에 0.85474 12/11/2020	53,056	(211)	(0.00)
구입 BRL 판매 USD 에 5.48200 12/11/2020	4,816	(215)	(0.00)
구입 TRY 판매 USD 에 7.84282 12/11/2020	3,238	(221)	(0.00)
구입 ILS 판매 USD 에 3.34850 12/11/2020	12,861	(229)	(0.00)
구입 USD 판매 MXN 에 0.04513 12/11/2020	5,978	(238)	(0.00)
구입 USD 판매 CNY 에 0.14620 12/11/2020	11,800	(245)	(0.00)
구입 HUF 판매 USD 에 305.74710 12/11/2020	8,509	(246)	(0.00)
구입 COP 판매 USD 에 3803.00000 12/11/2020	15,499	(247)	(0.00)
구입 USD 판매 CNY 에 0.14341 12/11/2020	6,464	(255)	(0.00)
구입 EUR 판매 USD 에 0.85401 12/11/2020	56,336	(273)	(0.00)
구입 PLN 판매 USD 에 3.84625 12/11/2020	9,801	(279)	(0.00)
구입 RUB 판매 USD 에 74.47000 12/11/2020	4,635	(291)	(0.00)
구입 TRY 판매 USD 에 7.64700 12/11/2020	3,199	(292)	(0.00)
구입 RUB 판매 USD 에 78.29500 12/11/2020	20,542	(302)	(0.00)
구입 RUB 판매 USD 에 76.61500 12/11/2020	8,585	(308)	(0.00)
구입 MYR 판매 USD 에 4.12510 12/11/2020	38,589	(315)	(0.00)
구입 BRL 판매 USD 에 5.61222 12/11/2020	15,701	(344)	(0.00)
구입 RUB 판매 USD 에 78.99750 15/12/2020	37,659	(359)	(0.00)
구입 CHF 판매 USD 에 0.91157 15/12/2020	95,440	(359)	(0.00)
구입 TRY 판매 USD 에 7.49750 12/11/2020	3,300	(360)	(0.00)
구입 RON 판매 USD 에 4.10170 12/11/2020	20,015	(361)	(0.00)
구입 PEN 판매 USD 에 3.52350 12/11/2020	14,848	(372)	(0.00)
구입 EUR 판매 GBP 에 1.09721 12/11/2020	28,537	(374)	(0.00)
구입 BRL 판매 USD 에 5.39450 12/11/2020	6,578	(394)	(0.00)
구입 USD 판매 BRL 에 0.17224 12/11/2020	38,644	(454)	(0.00)
구입 HUF 판매 USD 에 300.63050 12/11/2020	10,260	(463)	(0.00)
구입 EUR 판매 USD 에 0.84454 12/11/2020	29,418	(467)	(0.00)
구입 COP 판매 USD 에 3808.50000 12/11/2020	32,559	(473)	(0.00)
구입 PLN 판매 USD 에 3.75441 12/11/2020	9,781	(505)	(0.00)
구입 USD 판매 ZAR 에 0.05893 12/11/2020	12,279	(516)	(0.00)
구입 USD 판매 KRW 에 0.00085 12/11/2020	14,167	(536)	(0.00)
구입 EUR 판매 USD 에 0.84607 12/11/2020	41,038	(578)	(0.00)
구입 PLN 판매 USD 에 3.87200 12/11/2020	26,710	(587)	(0.00)
구입 EUR 판매 GBP 에 1.10529 12/11/2020	101,155	(590)	(0.00)
구입 CZK 판매 USD 에 23.16811 15/12/2020	65,115	(592)	(0.00)
구입 PLN 판매 USD 에 3.76039 12/11/2020	12,557	(630)	(0.00)
구입 COP 판매 USD 에 3713.55000 12/11/2020	16,631	(650)	(0.00)
구입 HUF 판매 USD 에 294.08028 12/11/2020	10,015	(660)	(0.00)
구입 EUR 판매 USD 에 0.83660 12/11/2020	27,089	(681)	(0.00)
구입 INR 판매 USD 에 73.43310 12/11/2020	58,823	(700)	(0.00)
구입 TRY 판매 USD 에 7.79100 12/11/2020	9,504	(706)	(0.00)
구입 HUF 판매 USD 에 302.00010 12/11/2020	17,412	(710)	(0.00)
구입 EUR 판매 USD 에 0.84300 12/11/2020	40,364	(713)	(0.00)
구입 EUR 판매 GBP 에 1.10283 12/11/2020	92,304	(742)	(0.00)
구입 EUR 판매 USD 에 0.84372 12/11/2020	45,348	(763)	(0.00)
구입 USD 판매 ZAR 에 0.05673 12/11/2020	9,885	(769)	(0.00)
구입 RUB 판매 USD 에 73.55030 12/11/2020	10,396	(774)	(0.00)
구입 HKD 판매 USD 에 7.75370 15/12/2020	4,635,595	(779)	(0.00)
구입 USD 판매 MXN 에 0.04546 12/11/2020	25,586	(839)	(0.00)
구입 EUR 판매 GBP 에 1.10497 12/11/2020	137,481	(840)	(0.00)
구입 RUB 판매 USD 에 75.01000 12/11/2020	15,161	(850)	(0.00)
구입 EUR 판매 GBP 에 1.09789 12/11/2020	69,763	(871)	(0.00)
구입 EUR 판매 USD 에 0.84335 12/11/2020	50,923	(879)	(0.00)
구입 PEN 판매 USD 에 3.55600 12/11/2020	55,678	(893)	(0.00)
구입 RUB 판매 USD 에 74.07200 12/11/2020	13,172	(894)	(0.00)
구입 USD 판매 MXN 에 0.04489 12/11/2020	21,346	(960)	(0.00)
구입 EUR 판매 GBP 에 1.10962 12/11/2020	503,237	(970)	(0.00)
구입 EUR 판매 USD 에 0.84242 12/11/2020	53,955	(990)	(0.00)
구입 USD 판매 TWD 에 0.03448 12/11/2020	60,268	(1,001)	(0.00)
구입 PLN 판매 USD 에 3.72485 12/11/2020	17,149	(1,014)	(0.00)
구입 USD 판매 INR 에 0.01321 12/11/2020	58,726	(1,058)	(0.00)
구입 EUR 판매 USD 에 0.84376 12/11/2020	66,048	(1,109)	(0.00)
구입 USD 판매 PHP 에 0.02045 15/12/2020	167,319	(1,121)	(0.00)
구입 USD 판매 CLP 에 0.00125 12/11/2020	36,785	(1,216)	(0.00)
구입 USD 판매 IDR 에 0.00007 12/11/2020	110,298	(1,316)	(0.00)
구입 RUB 판매 USD 에 73.67150 12/11/2020	18,115	(1,321)	(0.00)
구입 RUB 판매 USD 에 79.03000 15/12/2020	150,930	(1,377)	(0.00)
구입 CZK 판매 USD 에 22.09657 12/11/2020	28,738	(1,595)	(0.00)
구입 EUR 판매 USD 에 0.84363 12/11/2020	96,083	(1,627)	(0.00)
구입 TRY 판매 USD 에 7.68500 12/11/2020	25,452	(2,212)	(0.00)
구입 EUR 판매 GBP 에 1.10864 12/11/2020	820,993	(2,309)	(0.00)
구입 USD 판매 KRW 에 0.00086 14/12/2020	110,157	(2,642)	(0.00)
구입 AUD 판매 USD 에 1.38414 15/12/2020	108,370	(2,896)	(0.00)
구입 USD 판매 THB 에 0.03167 15/12/2020	232,950	(2,991)	(0.00)
구입 USD 판매 KRW 에 0.00084 12/11/2020	81,771	(3,430)	(0.00)
구입 HUF 판매 USD 에 295.98500 12/11/2020	62,787	(3,761)	(0.00)
구입 PLN 판매 USD 에 3.72315 12/11/2020	87,797	(5,231)	(0.01)
구입 USD 판매 EUR 에 1.16330 15/12/2020	2,985,595	(7,548)	(0.01)
구입 BRL 판매 USD 에 5.35460 12/11/2020	122,651	(8,191)	(0.01)
구입 USD 판매 JPY 에 0.00953 15/12/2020	2,175,997	(8,453)	(0.01)
구입 EUR 판매 USD 에 0.84272 12/11/2020	521,472	(9,382)	(0.01)
구입 EUR 판매 USD 에 0.84267 12/11/2020	523,979	(9,457)	(0.01)
구입 EUR 판매 USD 에 0.84193 12/11/2020	523,946	(9,908)	(0.01)
구입 USD 판매 CHF 에 1.07834 15/12/2020	1,027,307	(13,665)	(0.01)
구입 USD 판매 ZAR 에 0.05660 12/11/2020	193,140	(15,435)	(0.02)
구입 RUB 판매 USD 에 77.17900 15/12/2020	728,780	(23,563)	(0.02)
구입 USD 판매 CLP 에 0.00125 15/12/2020	1,020,798	(31,870)	(0.03)
구입 USD 판매 CNY 에 0.14511 15/12/2020	2,636,493	(67,971)	(0.07)
구입 USD 판매 GBP 에 1.27067 15/12/2020	4,071,624	(79,171)	(0.08)
		114,045	0.11

A-ACC 주식 (CZK) (CZK/USD 헤지)

구입 CZK 판매 USD 에 23.32785 24/11/2020	59,650	(169)	(0.00)
		(169)	(0.00)

A-ACC 주식 (EUR) (EUR/USD 헤지)

구입 EUR 판매 USD 에 0.85334 24/11/2020	61,406	(329)	(0.00)
		(329)	(0.00)

REST I-ACC 주식 (EUR) (EUR/USD 헤지)

구입 EUR 판매 USD 에 0.85053 24/11/2020	49,734	(430)	(0.00)
		(430)	(0.00)

선물

	CCY	기본 노출	미실현 이익 / (손실) USD	% 순자산
Euro Stoxx 50 Index Future 18/12/2020	EUR	(822,337)	78,607	0.08
S&P 500 Emini Index Future 18/12/2020	USD	(1,299,400)	24,166	0.02
US Ultra Bond Future 21/12/2020	USD	(573,318)	21,850	0.02
스위스 Mkt 지수 Future 18/12/2020	CHF	(190,760)	16,521	0.02
FTSE 100 Index Future 18/12/2020	GBP	(219,920)	15,041	0.01
US Treasury Note 10 Year Bond Future 21/12/2020	USD	(1,606,294)	11,591	0.01
XAV Healthcare Index Future 18/12/2020	USD	(204,180)	8,616	0.01
CAC40 10 Euro Index Future 18/12/2020	EUR	(91,570)	4,528	0.00
US Treasury Note 5 Year Bond Future 31/12/2020	USD	(845,962)	2,533	0.00
Euro-Bobl Bond Future 08/12/2020	EUR	134,919	1,005	0.00
Korea 10 Year Bond Future 15/12/2020	KRW	81,955,673	(46)	(0.00)
Long Gilt Bond Future 29/12/2020	GBP	27,670	(69)	(0.00)
US Treasury Note 2 Year Bond Future 31/12/2020	USD	778,824	(255)	(0.00)
US Long Bond Future 21/12/2020	USD	86,155	(890)	(0.00)
Euro Buxl 30 Year Bond Future 08/12/2020	EUR	(37,860)	(2,210)	(0.00)
FTSE 250 Index Future 18/12/2020	GBP	(240,443)	(4,808)	(0.00)
Euro-Bund Bond Future 08/12/2020	EUR	(735,315)	(12,650)	(0.01)
미국 10 년 Ultra Bond Future 21/12/2020	USD	1,381,608	(12,868)	(0.01)
			150,662	0.15

금리 스왑

	CCY	기본 노출	미실현 이익 / (손실) USD	% 순자산
Receive fixed 7.745% pay float. (28d MXIBTIIE) 16/02/2023	MXN	1,188,274	3,893	0.00

현재 투자종목 명세서서 2020년 10월 31일

	CCY	기본 노출	미실현 이익 / (손실) USD	% 순자산
Receive fixed 8.635% pay float. (12m BRACETIP) 02/01/2025	BRL	128,499	2,138	0.00
Receive fixed 1.925% pay float. (3m HIBOR) 31/07/2029	HKD	63,559	747	0.00
Receive fixed 4.36% pay float. (1d FBIL) 14/10/2025	INR	28,304,251	369	0.00
Receive fixed 1.11% pay float. (6m WIBO) 12/03/2030	PLN	55,269	273	0.00
Receive fixed 1.915% pay float. (3m HIBOR) 23/01/2030	HKD	22,107	262	0.00
Pay fixed 0.695% receive float. (3m ILS) 29/10/2030	ILS	11,054	7	0.00
Pay fixed 0.708% receive float. (3m ILS) 21/09/2030	ILS	95,338	5	0.00
Receive fixed 0.71% pay float. (6m CZK PRIBOR) 03/04/2030	CZK	407,053	(170)	(0.00)
Pay fixed 1.475% receive float. (3m HIBOR) 27/02/2030	HKD	96,720	(657)	(0.00)
Pay fixed 1.345% receive float. (6m SIBOR) 31/03/2030	SGD	19,620	(686)	(0.00)
Receive fixed 2.53% pay float. (7d China) 22/07/2025	CNY	1,924,689	(791)	(0.00)
Pay fixed 0.96% receive float. (3m ILS) 24/10/2029	ILS	98,046	(828)	(0.00)
Receive fixed 1.82% pay float. (7d China) 07/05/2025	CNY	207,257	(1,022)	(0.00)
Receive fixed 2.245% pay float. (7d China) 10/06/2025	CNY	2,388,879	(5,378)	(0.01)
			(1,838)	(0.00)

옵션

	CCY	Contracts	시가(USD)	% 순자산
글 전화 Relx 21.6 20/11/2020	EUR	(906)	0	0.00
글 전화 KDDI 3550 13/11/2020	JPY	(544)	0	0.00
글 전화 Enel 8.8 20/11/2020	EUR	(1,631)	0	0.00
글 전화 Astellas Pharmaceutical 1850 13/11/2020	JPY	(679)	0	0.00
글 전화 Astellas Pharmaceutical 1800 13/11/2020	JPY	(679)	0	0.00
글 전화 Zurich Insurance 380 18/12/2020	CHF	0	(1)	(0.00)
글 전화 Roche Hldgs Genussc 355 20/11/2020	CHF	0	(1)	(0.00)
글 전화 Munich Reins Reg 265 20/11/2020	EUR	(1)	(1)	(0.00)
글 전화 Munich Reins Reg 260 20/11/2020	EUR	(1)	(1)	(0.00)
글 전화 Johnson & 160 20/11/2020	USD	0	(1)	(0.00)
글 전화 Iberdrola 12 20/11/2020	EUR	(1,767)	(1)	(0.00)
글 전화 Allianz 205 20/11/2020	EUR	(1)	(1)	(0.00)
글 전화 Oracle 65 20/11/2020	USD	0	(2)	(0.00)
글 전화 Johnson & 165 20/11/2020	USD	0	(2)	(0.00)
글 전화 CME Group 185 20/11/2020	USD	0	(2)	(0.00)
글 전화 Zurich Insurance 375 18/12/2020	CHF	0	(3)	(0.00)
글 전화 Sanofi 96 20/11/2020	EUR	(2)	(3)	(0.00)
글 전화 Oracle 70 20/11/2020	USD	(1)	(3)	(0.00)
글 전화 Cisco Systems 49 20/11/2020	USD	(2)	(3)	(0.00)
글 전화 Texas Instruments 175 15/01/2021	USD	0	(4)	(0.00)
글 전화 Texas Instruments 165 20/11/2020	USD	0	(4)	(0.00)
글 전화 Roche Hldgs Genussc 370 18/12/2020	CHF	0	(4)	(0.00)
글 전화 Cisco Systems 48 18/12/2020	USD	(1)	(4)	(0.00)
글 전화 Cisco Systems 48 15/01/2021	USD	(1)	(4)	(0.00)
글 전화 Unilever Ord 5000 20/11/2020	GBP	0	(5)	(0.00)
글 전화 Glaxosmithkline 1700 18/12/2020	GBP	0	(5)	(0.00)
글 전화 Glaxosmithkline 1675 18/12/2020	GBP	0	(5)	(0.00)
글 전화 Endesa 26 18/12/2020	EUR	(444)	(5)	(0.00)
글 전화 Zurich Insurance 370 20/11/2020	CHF	0	(6)	(0.00)
글 전화 Texas Instruments 180 15/01/2021	USD	0	(6)	(0.00)
글 전화 Oracle 75 18/12/2020	USD	(1)	(6)	(0.00)
글 전화 Munich Reins Reg 270 18/12/2020	EUR	(1)	(6)	(0.00)
글 전화 Intel 65 20/11/2020	USD	(3)	(6)	(0.00)
글 전화 Cisco Systems 48 20/11/2020	USD	(2)	(6)	(0.00)
글 전화 Deutsche Boerse 174 20/11/2020	EUR	(1)	(7)	(0.00)
글 전화 Sanofi 98 18/12/2020	EUR	(1)	(8)	(0.00)
글 전화 Sanofi 95 18/12/2020	EUR	(1)	(8)	(0.00)
글 전화 Intel 62.5 15/01/2021	USD	(1)	(8)	(0.00)
글 전화 Deutsche Boerse 166 18/12/2020	EUR	(1)	(8)	(0.00)
글 전화 Deutsche Boerse 166 15/01/2021	EUR	(1)	(8)	(0.00)
글 전화 Deutsche Boerse 164 18/12/2020	EUR	(1)	(8)	(0.00)
글 전화 Allianz 205 18/12/2020	EUR	(1)	(8)	(0.00)
글 전화 Oracle 70 18/12/2020	USD	(1)	(9)	(0.00)
글 전화 Deutsche Boerse 170 18/12/2020	EUR	(1)	(9)	(0.00)
글 전화 Roche Hldgs Genussc 340 20/11/2020	CHF	0	(10)	(0.00)
글 전화 Novartis Regd 88 15/01/2021	CHF	(187)	(10)	(0.00)
글 전화 Kimberly Clark 165 18/12/2020	USD	(1)	(10)	(0.00)
글 전화 Iberdrola 11.5 20/11/2020	EUR	(1,767)	(10)	(0.00)
글 전화 Endesa 25 20/11/2020	EUR	(444)	(10)	(0.00)
글 전화 Sanofi 96 18/12/2020	EUR	(1)	(11)	(0.00)
글 전화 Progressive-Ohio 105 20/11/2020	USD	(1)	(11)	(0.00)
글 전화 Kla-Tencorp 240 20/11/2020	USD	0	(11)	(0.00)
글 전화 Glaxosmithkline 1650 20/11/2020	GBP	(1)	(11)	(0.00)
글 전화 Blackrock 720 18/12/2020	USD	0	(11)	(0.00)
글 전화 Progressive-Ohio 110 15/01/2021	USD	0	(12)	(0.00)
글 전화 Novartis Regd 88 18/12/2020	CHF	(167)	(12)	(0.00)
글 전화 Kla-Tencor 270 15/01/2021	USD	0	(12)	(0.00)
글 전화 Texas Instruments 165 18/12/2020	USD	0	(14)	(0.00)
글 전화 Kimberly Clark 165 15/01/2021	USD	0	(14)	(0.00)
글 전화 Kimberly Clark 160 18/12/2020	USD	(1)	(14)	(0.00)
글 전화 Procter & Gamble 160 15/01/2021	USD	0	(15)	(0.00)
글 전화 Intel 60 20/11/2020	USD	(5)	(15)	(0.00)
글 전화 Blackrock 710 18/12/2020	USD	0	(15)	(0.00)
글 전화 Verizon Commun (US) 65 15/01/2021	USD	(1)	(16)	(0.00)
글 전화 Tesco 240 18/12/2020	GBP	(4,847)	(16)	(0.00)
글 전화 Sandvik 205 18/12/2020	SEK	(6)	(16)	(0.00)
글 전화 Johnson & 160 15/01/2021	USD	0	(16)	(0.00)
글 전화 Deutsche Boerse 176 20/11/2020	EUR	(2)	(16)	(0.00)
글 전화 RSA Insurance Group 500 18/12/2020	GBP	(2)	(17)	(0.00)
글 전화 Verizon Commun ((US)0 62.5 20/11/2020	USD	(3)	(18)	(0.00)
글 전화 Sandvik 200 18/12/2020	SEK	(6)	(18)	(0.00)
글 전화 Unilever Ord 5200 18/12/2020	GBP	0	(19)	(0.00)
글 전화 Relx 22 18/12/2020	EUR	(906)	(21)	(0.00)
글 전화 Johnson & 160 18/12/2020	USD	(1)	(23)	(0.00)
글 전화 CME Group 200 18/12/2020	USD	(1)	(23)	(0.00)
글 전화 Sandvik 200 15/01/2021	SEK	(6)	(24)	(0.00)
글 전화 Kla-Tencorp 240 18/12/2020	USD	0	(24)	(0.00)
글 전화 Kimberly Clark 170 15/01/2021	USD	(2)	(24)	(0.00)
글 전화 Pfizer 44 20/11/2020	USD	(5)	(26)	(0.00)
글 전화 Endesa 26 15/01/2021	EUR	(444)	(26)	(0.00)
글 전화 Kla-Tencorp 240 15/01/2021	USD	0	(27)	(0.00)
글 전화 Allianz 184 15/01/2021	EUR	0	(27)	(0.00)
글 전화 Unilever Ord 5100 18/12/2020	GBP	0	(28)	(0.00)
글 전화 Kla-Tencorp 260 15/01/2021	USD	0	(28)	(0.00)
글 전화 Sandvik 195 20/11/2020	SEK	(13)	(29)	(0.00)
글 전화 Progressive-Ohio 105 15/01/2021	USD	0	(29)	(0.00)
글 전화 Sandvik 195 15/01/2021	SEK	(6)	(30)	(0.00)
글 전화 Novartis Regd 85 20/11/2020	CHF	(167)	(30)	(0.00)
글 전화 Taiwan Semi. Manu. 480 18/11/2020	TWD	(1,359)	(31)	(0.00)
글 전화 Oracle 62.5 20/11/2020	USD	(2)	(31)	(0.00)
글 전화 Zurich Insurance360 15/01/2021	CHF	0	(32)	(0.00)
글 전화 Kla-Tencorp 260 18/12/2020	USD	0	(32)	(0.00)
글 전화 Novartis Regd 85 20/11/2020	CHF	(183)	(33)	(0.00)
글 전화 Pfizer 44 18/12/2020	USD	(2)	(34)	(0.00)
글 전화 Johnson & 155 15/01/2021	USD	0	(34)	(0.00)
글 전화 Texas Instruments 170 18/12/2020	USD	(1)	(35)	(0.00)
글 전화 Pfizer 43 20/11/2020	USD	(4)	(35)	(0.00)
글 전화 Intel 65 15/01/2021	USD	(6)	(35)	(0.00)
글 전화 Texas Instruments 160 20/11/2020	USD	(1)	(36)	(0.00)
글 전화 Kimberly Clark 160 20/11/2020	USD	(3)	(38)	(0.00)
글 전화 Allianz 190 15/01/2021	EUR	(1)	(38)	(0.00)
글 전화 Sanofi 92 15/01/2021	EUR	(1)	(39)	(0.00)
글 전화 Pfizer 45 18/12/2020	USD	(3)	(39)	(0.00)
글 전화 Ferrovial 26 20/11/2020	EUR	(453)	(40)	(0.00)
글 전화 Ferrovial 25 18/12/2020	EUR	(453)	(40)	(0.00)
글 전화 Intel 60 18/12/2020	USD	(8)	(41)	(0.00)
글 전화 Iberdrola 11.5 18/12/2020	EUR	(1,767)	(41)	(0.00)
글 전화 Blackrock 700 18/12/2020	USD	0	(43)	(0.00)
글 전화 Sanofi 95 15/01/2021	EUR	(2)	(44)	(0.00)
글 전화 Kla-Tencorp 250 18/12/2020	USD	(1)	(45)	(0.00)
글 전화 Enel 8.4 18/12/2020	EUR	(1,631)	(45)	(0.00)
글 전화 Akzo Nobel 92 20/11/2020	EUR	(2)	(49)	(0.00)
글 전화 Roche Hldgs Genussc 350 15/01/2021	CHF	0	(50)	(0.00)
글 전화 Akzo Nobel 90 20/11/2020	EUR	(1)	(53)	(0.00)
글 전화 Pfizer 45 15/01/2021	USD	(2)	(54)	(0.00)
글 전화 Procter & Gamble 145 18/12/2020	USD	0	(57)	(0.00)
글 전화 Blackrock 700 15/01/2021	USD	0	(57)	(0.00)
글 전화 Procter & Gamble 145 20/11/2020	USD	(1)	(58)	(0.00)
글 전화 Kla-Tencorp 230 20/11/2020	USD	(1)	(59)	(0.00)
글 전화 Akzo Nobel 96 18/12/2020	EUR	(1)	(60)	(0.00)
글 전화 Procter & Gamble 150 20/11/2020	USD	(2)	(63)	(0.00)
글 전화 Iberdrola 11.75 15/01/2021	EUR	(1,767)	(67)	(0.00)
글 전화 Kla-Tencorp 220 20/11/2020	USD	0	(68)	(0.00)
글 전화 Zurich Insurance 345 15/01/2021	CHF	0	(73)	(0.00)
글 전화 Wolters Kluwer 78 18/12/2020	EUR	(3)	(74)	(0.00)
글 전화 Roche Hldgs Genussc 345 20/11/2020	CHF	0	(75)	(0.00)
글 전화 Unilever Ord 5200 15/01/2021	GBP	0	(76)	(0.00)
글 전화 Iberdrola 11 18/12/2020	EUR	(1,767)	(82)	(0.00)
글 전화 Blackrock 720 15/01/2021	USD	0	(84)	(0.00)
글 전화 Akzo Nobel 102 15/01/2021	EUR	(2)	(84)	(0.00)
글 전화 Akzo Nobel 94 18/12/2020	EUR	(1)	(85)	(0.00)
글 전화 Verizon Commun (US) 60 18/12/2020	USD	(1)	(88)	(0.00)
글 전화 Unilever Ord 4900 20/11/2020	GBP	(1)	(89)	(0.00)
글 전화 Taiwan Semi. Manu. 465 18/11/2020	TWD	(1,359)	(90)	(0.00)
글 전화 Munich Reins Reg 240 15/01/2021	EUR	(1)	(91)	(0.00)
글 전화 Colgate-Palmolive 85 18/12/2020	USD	(1)	(91)	(0.00)
글 전화 Enel 8.6 20/11/2020	EUR	(1,631)	(95)	(0.00)
글 전화 Enel 8.2 18/12/2020	EUR	(1,631)	(95)	(0.00)
글 전화 Enel 8.2 15/01/2021	EUR	(1,631)	(95)	(0.00)
글 전화 Unilever Ord 5000 18/12/2020	GBP	0	(103)	(0.00)
글 전화 Allianz 190 18/12/2020	EUR	(1)	(103)	(0.00)
글 전화 Taiwan Semi. Manu. 500 16/12/2020	TWD	(1,812)	(104)	(0.00)
글 전화 Iberdrola 11.5 15/01/2021	EUR	(1,767)	(104)	(0.00)
글 전화 Enel 8.2 15/01/2021	EUR	(1,631)	(104)	(0.00)
글 전화 National Grid 960 18/12/2020	GBP	(1)	(105)	(0.00)
글 전화 Blackrock 660 15/01/2021	USD	0	(105)	(0.00)
글 전화 Schneider Electric (FR) 116 20/11/2020	EUR	(3)	(106)	(0.00)
글 전화 Wolters Kluwer 76 15/01/2021	EUR	(2)	(108)	(0.00)

현재 투자종목 명세서서 2020년 10월 31일

	CCY	Contracts	시가(USD)	% 순자산
글 전화 Colgate-Palmolive 82.5 20/11/2020	USD	(1)	(108)	(0.00)
글 전화 Roche Hldgs Genussc 380 18/12/2020	CHF	0	(110)	(0.00)
글 전화 Kla-Tencorp 250 15/01/2021	USD	(1)	(113)	(0.00)
글 전화 RSA Insurance Group 480 20/11/2020	GBP	(2)	(121)	(0.00)
글 전화 RSA Insurance Group 480 15/01/2021	GBP	(2)	(125)	(0.00)
글 전화 Pfizer 43 15/01/2021	USD	(3)	(126)	(0.00)
글 전화 Colgate-Palmolive 85 15/01/2021	USD	(1)	(127)	(0.00)
글 전화 Endesa 25 18/12/2020	EUR	(444)	(131)	(0.00)
글 전화 Schneider Electric (FR) 112 20/11/2020	EUR	(1)	(133)	(0.00)
글 전화 Pfizer 43 18/12/2020	USD	(6)	(137)	(0.00)
글 전화 Wolters Kluwer 74 20/11/2020	EUR	(6)	(142)	(0.00)
글 전화 Wolters Kluwer 78 15/01/2021	EUR	(3)	(145)	(0.00)
글 전화 Endesa 25 15/01/2021	EUR	(444)	(149)	(0.00)
글 전화 Schneider Electric (FR) 120 18/12/2020	EUR	(2)	(150)	(0.00)
글 전화 Wolters Kluwer 75 18/12/2020	EUR	(3)	(156)	(0.00)
글 전화 Tesco 240 20/11/2020	GBP	(4,847)	(157)	(0.00)
글 전화 Novartis Regd 90 18/12/2020	CHF	(182)	(160)	(0.00)
글 전화 Blackrock 620 20/11/2020	USD	0	(176)	(0.00)
글 전화 National Grid 960 20/11/2020	GBP	(1)	(183)	(0.00)
글 전화 National Grid 950 20/11/2020	GBP	(1)	(190)	(0.00)
글 전화 Munich Reins Reg 280 18/12/2020	EUR	(1)	(192)	(0.00)
글 전화 Taiwan Semi. Manu. 510 20/01/2021	TWD	(1,812)	(193)	(0.00)
글 전화 Colgate-Palmolive 80 20/11/2020	USD	(1)	(194)	(0.00)
글 전화 Blackrock 680 15/01/2021	USD	0	(196)	(0.00)
글 전화 National Grid 950 18/12/2020	GBP	(1)	(217)	(0.00)
글 전화 Tesco 240 15/01/2021	GBP	(4,847)	(220)	(0.00)
글 전화 Pfizer 44 15/01/2021	USD	(7)	(226)	(0.00)
글 전화 Schneider Electric (FR) 115 18/12/2020	EUR	(2)	(235)	(0.00)
글 전화 Taiwan Semi. Manu. 480 16/12/2020	TWD	(1,830)	(236)	(0.00)
글 전화 Procter & Gamble 155 15/01/2021	USD	(3)	(247)	(0.00)
글 전화 Colgate-Palmolive 82.5 15/01/2021	USD	(1)	(249)	(0.00)
글 전화 Taiwan Semi. Manu. 500 20/01/2021	TWD	(1,812)	(259)	(0.00)
글 전화 Blackrock 640 15/01/2021	USD	0	(279)	(0.00)
글 전화 National Grid 1000 15/01/2021	GBP	(3)	(290)	(0.00)
글 전화 Blackrock 610 20/11/2020	USD	0	(295)	(0.00)
글 전화 Procter & Gamble 150 18/12/2020	USD	(3)	(308)	(0.00)
글 전화 National Grid 920 18/12/2020	GBP	(1)	(387)	(0.00)
글 전화 Roche Hldgs Genussc 360 18/12/2020	CHF	0	(433)	(0.00)
글 전화 Schneider Electric (FR) 120 15/01/2021	EUR	(4)	(484)	(0.00)
글 전화 Blackrock 600 20/11/2020	USD	0	(765)	(0.00)
			(13,600)	(0.01)
기타 자산 및 부채			2,980,405	2.91
순자산			102,263,528	100.00

지역별 배분

국가	국가 코드	% 순자산
미국	US	14.76
영국	GB	11.74
케이맨 제도	KY	8.71
중국	CN	5.80
네덜란드	NL	5.50
버진 아일랜드 (영국령)	VG	5.03
프랑스	FR	4.59
홍콩	HK	3.75
아일랜드	IE	3.74
스페인	ES	2.77
독일	DE	2.77
스위스	CH	2.60
이탈리아	IT	2.34
일본	JP	2.16
호주	AU	2.11
룩셈부르크	LU	1.92
싱가포르	SG	1.91
인도네시아	ID	1.86
인도	IN	1.60
한국	KR	1.48
태국	TH	1.45
대만	TW	1.36
필리핀	PH	1.01
스웨덴	SE	0.90
모리셔스	MU	0.63
포르투갈	PT	0.37
핀란드	FI	0.36
덴마크	DK	0.33
멕시코	MX	0.32
캐나다	CA	0.29
버뮤다	BM	0.29
초 국가	SU	0.26
오스트리아	AT	0.23
노르웨이	NO	0.23
남아프리카 공화국	ZA	0.23
말레이시아	MY	0.21
스리랑카	LK	0.19
루마니아	RO	0.12
브라질	BR	0.09
터키	TR	0.08
뉴질랜드	NZ	0.08
러시아	RU	0.08
체코	CZ	0.08
그루지야	GE	0.07
콜롬비아	CO	0.06
벨기에	BE	0.05
페루	PE	0.05
세르비아	RS	0.05
몽골리아	MN	0.05
헝가리	HU	0.05
마샬 군도	MH	0.04
칠레	CL	0.03
이집트	EG	0.03
파키스탄	PK	0.02
케냐	KE	0.02
우크라이나	UA	0.02
폴란드	PL	0.02
에콰도르	EC	0.01
크로아티아	HR	0.01
가나	GH	0.01
레바논	LB	0.00
카자흐스탄	KZ	0.00
우루과이	UY	0.00
도미니카 공화국	DO	0.00
그리스	GR	0.00
키프로스	CY	0.00
현금 및 기타 순자산		3.08

현재 투자종목 명세서서 2020년 10월 31일

공인된 주식 또는 공식 증권거래소에서 거래됨

에너지

	국가 코드	CCY	주식 또는 명목	시가(USD)	% 순자산
Petroleos Mexicanos 6.50% 13/03/2027	MX	USD	443,301	411,322	0.15
Marathon Petroleum 6.50% 01/03/2041	US	USD	238,209	278,477	0.10
Eni 2.625% VRN (Perpetual)	IT	EUR	210,185	242,872	0.09
Cespa Finance 2.25% 13/02/2026 EMTN	ES	EUR	182,160	221,515	0.08
ONEOK 3.40% 01/09/2029	US	USD	210,185	204,741	0.07
BP Capital Markets 3.625% VRN (Perpetual)	GB	EUR	169,619	203,271	0.07
ONEOK 7.50% 01/09/2023	US	USD	176,205	200,516	0.07
Shell International Fin. 1.25% 11/11/2032 EMTN	NL	EUR	158,269	200,265	0.07
Hess 5.80% 01/04/2047	US	USD	147,129	164,837	0.06
Hessen 5.60% 15/02/2041	US	USD	140,123	150,207	0.05
Delek & Avner Tamar Bond 5.412% 30/12/2025	IL	USD	140,123	143,881	0.05
Eni 3.375% VRN (Perpetual)	IT	EUR	123,659	142,846	0.05
Petrobras Global 6.75% 03/06/2050	NL	USD	115,989	127,434	0.05
GLP Finance 7.00% 01/08/2027	US	USD	104,319	107,696	0.04
Ecopetrol 6.875% 29/04/2030	CO	USD	87,251	105,020	0.04
Marathon Petroleum	US	USD	3,189	91,117	0.03
Reliance Industries	IN	INR	2,864	79,307	0.03
Western Midstream Operating 4.75% 15/08/2028	US	USD	73,353	68,768	0.02
Equinor 1.375% 22/05/2032 EMTN	NO	EUR	52,826	68,101	0.02
Oil and Gas Holding 8.375% 07/11/2028 Reg S	BH	USD	54,340	59,852	0.02
Al Candelaria (Spain) 7.50% 15/12/2028 Reg S	ES	USD	53,878	58,350	0.02
Petroleos Mexicanos 7.69% 23/01/2050	MX	USD	69,946	58,152	0.02
Southern Gas Corridor 6.875% 24/03/2026 Reg S	AZ	USD	49,073	56,063	0.02
Royal Dutch Shell (B)	NL	GBP	4,487	53,994	0.02
Leviathan Bond 6.125% 30/06/2025	IL	USD	50,787	52,725	0.02
Occidental Petroleum 8.50% 15/07/2027	US	USD	54,905	52,537	0.02
Thaioil Treasury Centre 3.75% 18/06/2050 Reg S	TH	USD	54,532	50,454	0.02
Puma Int'l Fin. 5.00% 24/01/2026 Reg S	LU	USD	60,285	49,953	0.02
Puma Int'l Fin. 5.125% 06/10/2024 Reg S	LU	USD	58,413	49,666	0.02
EnLink Midstream Partners 5.05% 01/04/2045	US	USD	68,631	43,532	0.02
Ecopetrol 5.875% 28/05/2045	CO	USD	38,391	41,683	0.01
Medco Oak Tree Pte 7.375% 14/05/2026 Reg S	SG	USD	41,008	39,869	0.01
Petroleos Mexicanos 6.75% 21/09/2047	MX	USD	48,692	38,058	0.01
Kosmos Energy 7.125% 04/04/2026 Reg S	US	USD	42,171	35,131	0.01
Suncor Energy	CA	CAD	2,802	31,207	0.01
Petroleos Mexicanos 5.95% 28/01/2031	MX	USD	36,936	31,008	0.01
Petrobras Global 5.60% 03/01/2031	NL	USD	26,364	28,480	0.01
Denbury	US	USD	1,700	27,868	0.01
Chevron	US	USD	399	27,294	0.01
Exxon Mobil	US	USD	830	26,708	0.01
Petroleos Mexicanos 6.50% 23/01/2029	MX	USD	29,084	26,015	0.01
Petroleos Mexicanos 6.95% 28/01/2060	MX	USD	33,156	25,970	0.01
Petroleos Mexicanos 6.35% 12/02/2048	MX	USD	29,084	22,285	0.01
ConocoPhillips	US	USD	792	22,268	0.01
PTT	TH	THB	19,402	19,255	0.01
Caltex Australia	AU	AUD	961	17,519	0.01
KazMunayGas 6.375% 24/10/2048 Reg S	KZ	USD	13,088	17,457	0.01
Petrobras Global Finance 6.85% 05/06/2115	NL	USD	14,542	15,669	0.01
Peru LNG Srl 5.375% 22/03/2030 Reg S	PE	USD	20,193	15,519	0.01
Ecopetrol 4.125% 16/01/2025	CO	USD	14,396	15,062	0.01
Petronas Capital 4.80% 21/04/2060 Reg S	MY	USD	10,616	14,550	0.01
Anton Oilfield Services Group 7.50% 02/12/2022	KY	USD	21,813	12,881	0.00
Galp Energia SGPS	PT	EUR	1,474	11,942	0.00
Petroleos Mexicanos 2.75% 21/04/2027 EMTN	MX	EUR	11,706	11,124	0.00
Ecopetrol 5.375% 26/06/2026	CO	USD	8,580	9,459	0.00
Medco Bell Pte 6.375% 30/01/2027 Reg S	SG	USD	10,470	9,271	0.00
Schlumberger	US	USD	612	8,863	0.00
Valero Energy	US	USD	230	8,653	0.00
Ecopetrol 7.375% 18/09/2043	CO	USD	6,835	8,574	0.00
Petroleos Mexicanos 4.875% 18/01/2024	MX	USD	8,536	8,389	0.00
Tupras Turkiye Petrol 4.50% 18/10/2024 Reg S	TR	USD	8,725	8,015	0.00
Canadian Natural Resources	CA	CAD	471	7,305	0.00
ONEOK	US	USD	248	7,036	0.00
HPCL-Mittal Energy 5.25% 28/04/2027	IN	USD	6,762	6,893	0.00
Parkland Fuel	CA	CAD	269	6,581	0.00
Pertamina Persero 4.70% 30/07/2049 Reg S	ID	USD	5,599	6,076	0.00
Petronas Capital 4.55% 21/04/2050 Reg S	MY	USD	3,999	5,031	0.00
Reliance Industries	IN	INR	223	3,559	0.00
Mongolian Mining 9.25% 15/04/2024 Reg S	SU	USD	4,363	3,555	0.00
ONGC Vidsh Vnk 3.75% 27/07/2026 Reg S	SG	USD	1,454	1,525	0.00
ABM Investama 7.125% 01/08/2022 Reg S	ID	USD	1,454	949	0.00
Pertamina Persero 4.30% 20/05/2023 Reg S	ID	USD	727	781	0.00
				4,482,808	**1.61**

유틸리티

	국가 코드	CCY	주식 또는 명목	시가(USD)	% 순자산
Greencoat Renewables	IE	EUR	1,436,621	1,958,270	0.70
US Solar Fund	GB	USD	1,629,283	1,608,917	0.58
Renewables Infrastructure Group	GB	GBP	369,869	647,807	0.23
Innogy Finance 6.25% 03/06/2030 EMTN	NL	GBP	238,209	437,728	0.16
Enel 8.75% VRN 24/09/2073	IT	USD	364,320	420,681	0.15
DWR Cymru Financing UK 1.625% 31/03/2026 EMTN	GB	GBP	262,521	343,883	0.12
NGG Finance 5.625% VRN 18/06/2073	GB	GBP	210,185	307,786	0.11
EDF 3.375% VRN (Perpetual)	FR	EUR	224,197	256,964	0.09
SP Powerassets 3.00% 26/09/2027 Reg S	SG	USD	231,203	253,432	0.09
EDF 6.00% VRN (Perpetual) EMTN	FR	GBP	175,154	246,619	0.09
Iberdrola International 2.250% VRN (Perpetual)	NL	EUR	210,185	244,944	0.09
Edison International 5.75% 15/06/2027	US	USD	210,185	238,906	0.09
Tennet Holdings 2.995% VRN (Perpetual)	NL	EUR	196,172	236,193	0.08
NextEra Energy Capital Holdings 2.75% 01/11/2029	US	USD	210,185	226,148	0.08
Exelon	US	USD	5,083	202,400	0.07
Tennet Holdings 2.374% VRN (Perpetual)	NL	EUR	126,461	148,466	0.05
EDF 4.00% VRN (Perpetual)	FR	EUR	119,105	144,487	0.05
National Grid	GB	GBP	12,109	144,163	0.05
Enel	IT	EUR	17,800	141,720	0.05
Hydro One	CA	CAD	5,359	117,239	0.04
CLP Power Hong Kong Fin. 2.125% 30/06/2030 EMTN	VG	USD	115,602	116,246	0.04
Mong Duong Fin. Holdings 5.125% 07/05/2029 Reg S	NL	USD	104,461	106,596	0.04
Severn Trent Utilities Fin. 2.00% 02/06/2040 EMTN	GB	GBP	76,367	104,067	0.04
Orsted	DK	DKK	578	91,828	0.03
Star Energy Geothermal 6.75% 24/04/2033 Reg S	VG	USD	82,417	91,081	0.03
RWE	DE	EUR	2,229	82,542	0.03
EDP Finance 8.625% 04/01/2024 EMTN	NL	GBP	49,113	78,650	0.03
ReNew Power Synthetic 6.67% 12/03/2024 Reg S	IN	USD	70,028	73,436	0.03
Light Serv. de Eletricidade 7.25% 03/05/2023 Reg S	BR	USD	69,202	72,412	0.03
E.ON	DE	EUR	6,912	72,085	0.03
Anglian Water Osprey Fin. 4.00% 08/03/2026 EMTN	GB	GBP	53,972	68,984	0.02
Eskom Holdings 7.125% 11/02/2025 Reg S	ZA	USD	73,291	68,842	0.02
Eskom Holdings 8.45% 10/08/2028 Reg S	ZA	USD	70,092	67,037	0.02
Inkia Energy 5.875% 09/11/2027 Reg S	BM	USD	54,905	57,321	0.02
PG&E 5.25% 01/07/2030	US	USD	52,819	52,885	0.02
Energo-Pro AS 4.00% 07/12/2022	CZ	EUR	46,669	52,360	0.02
NextEra Energy	US	USD	627	46,259	0.02
Edison International	US	USD	795	44,347	0.02
Public Service Enterprise Group	US	USD	474	27,810	0.01
SSE	GB	GBP	1,559	25,346	0.01
DTE Energy	US	USD	202	24,810	0.01
Star Energy Geothermal 4.85% 14/10/2038 Reg S	BM	USD	23,776	24,467	0.01
Energo-Pro AS 4.50% 04/05/2024	CZ	EUR	21,962	24,452	0.01
Consolidated Edison	US	USD	298	23,570	0.01
AGL Energy	AU	AUD	2,289	20,074	0.01
OGE Energy	US	USD	539	16,694	0.01
Neerg Energy 6.00% 13/02/2022 Reg S	MU	USD	14,978	15,240	0.01
Perusahaan Listrik Negara 4.875% 17/07/2049 Reg S	ID	USD	11,197	12,393	0.00
Brookfield Renewable	US	CAD	116	7,794	0.00
GCL New Energy Holdings 7.10% 30/01/2021	BM	USD	13,088	6,348	0.00
Greenko Investment 4.875% 16/08/2023 Reg S	MU	USD	5,788	5,824	0.00
OmGrid Funding 5.196% 16/05/2027 Reg S	KY	USD	5,090	4,716	0.00
China Oil & Gas Group 5.50% 25/01/2023	BM	USD	3,199	3,283	0.00
NTPC 4.375% 26/11/2024 EMTN	IN	USD	1,454	1,556	0.00
				9,918,108	**3.56**

소재

	국가 코드	CCY	주식 또는 명목	시가(USD)	% 순자산
Gold Fields Orogen Hldgs 6.125% 15/05/2029 Reg S	VG	USD	292,542	349,588	0.13
Suzano Austria 3.75% 15/01/2031	AT	USD	225,467	231,949	0.08
Internatinl Flavors & Fragrances 1.80% 25/09/2026	US	EUR	175,154	217,648	0.08
DS Smith 1.375% 26/07/2024	GB	EUR	175,154	210,076	0.08
Ball 1.50% 15/03/2027	US	EUR	140,123	160,670	0.06
Air Products and Chemicals	US	USD	540	148,768	0.05
Akzo Nobel	NL	EUR	1,087	104,734	0.04
Indonesia 5.80% 15/05/2050 Reg S	ID	USD	78,526	91,641	0.03
Indonesia 5.45% 15/05/2030 Reg S	ID	USD	78,526	89,585	0.03
Trivium Packaging Fin 5.50% 15/08/2026 144A	NL	USD	82,357	86,407	0.03
Arcelormittal	LU	EUR	5,535	75,135	0.03
CRH	IE	GBP	1,834	64,612	0.02
Ivanhoe Mines	CA	CAD	16,023	61,369	0.02
Metinvest 8.50% 23/04/2026 Reg S	NL	USD	54,905	55,693	0.02
Lynas	MY	AUD	25,899	51,527	0.02
CCL Industries	CA	CAD	1,169	44,687	0.02
Sasol Finance USA 6.50% 27/09/2028	US	USD	43,924	42,365	0.02
DS Smith 0.875% 12/09/2026 EMTN	GB	EUR	35,031	41,166	0.01
ABJA Investment 5.45% 24/01/2028	SG	USD	41,994	40,654	0.01
Corteva	US	USD	1,157	37,463	0.01
Rio Tinto	GB	GBP	592	33,388	0.01
Barrick Gold	CA	CAD	1,256	33,127	0.01
Meglobal Canada 5.875% 18/05/2030 Reg S	CA	USD	25,085	29,948	0.01
Covestro	DE	EUR	614	29,288	0.01
Packaging Corp of America (A)	US	USD	255	29,105	0.01
BHP Group (UK)	AU	GBP	1,422	27,461	0.01
International Paper	US	USD	625	27,192	0.01
Nucor	US	USD	556	26,309	0.01
Linde	GB	USD	111	24,230	0.01
Asian Paints	IN	INR	700	20,864	0.01

* 이사회 결정으로 가격이 책정된 유가증권.
전체 주식 목록은 6페이지에 나와 있습니다.
별첨 재무제표에 대한 주석은 본 재무제표의 중요한 일부입니다. 투자종목 명세서 및 지역별 비율의 순자산 비율은 반올림되었습니다.

현재 투자종목 명세서서 2020년 10월 31일

	국가 코드	CCY	주식 또는 명목	시가(USD)	% 순자산
Ecolab	US	USD	106	19,553	0.01
Suzano Austria 6.00% 15/01/2029	AT	USD	12,724	14,786	0.01
Vedanta Resources 6.125% 09/08/2024 Reg S	GB	USD	24,721	14,469	0.01
Shin-Etsu Chemical	JP	JPY	107	14,281	0.01
UltraTech Cement	IN	INR	207	12,761	0.00
BHP Group	AU	AUD	532	12,695	0.00
Wheaton Precious Metals	CA	CAD	273	12,295	0.00
Kirkland Lake Gold	CA	CAD	202	9,166	0.00
Fortescue Metals Group	AU	AUD	651	7,952	0.00
Skshu Paint (A)	CN	CNY	342	7,573	0.00
Tianqi Fin 3.75% 28/11/2022	VG	USD	17,814	7,423	0.00
Asahi Kasei	JP	JPY	777	6,736	0.00
Rio Tinto	GB	AUD	99	6,423	0.00
Mitsubishi Chemical Holdings	JP	JPY	1,059	5,963	0.00
Braskem Netherlands Fin. 4.50% 10/01/2028 Reg S	NL	USD	5,046	4,866	0.00
Petkim Petrokimya Holding 5.875% 26/01/2023 Reg S	TR	USD	582	573	0.00
Mongolian Mining 0.386% (Perpetual)	KY	USD	656	279	0.00
Mongolian Mining	MN	HKD	450	25	0.00
				2,644,468	**0.95**

산업재

	국가 코드	CCY	주식 또는 명목	시가(USD)	% 순자산
Doric Nimrod Air Two Perpetual (Pref'd)	GB	GBP	716,731	677,797	0.24
Doric Nimrod Air Three (Pref'd)	GB	GBP	907,582	452,655	0.16
Amedeo Air Four Plus	GB	GBP	975,163	410,565	0.15
MTR 1.625% 19/08/2030 EMTN	HK	USD	350,308	342,352	0.12
DP World 2.375% 25/09/2026 Reg S	AE	EUR	280,246	329,554	0.12
Mexico City Airport Trust 5.50% 31/07/2047 Reg S	MX	USD	340,774	292,299	0.10
Schaeffler Finance 3.25% 15/05/2025 Reg S	NL	EUR	245,216	289,938	0.10
Holding d'Infrastructures 2.50% 04/05/2027 EMTN	FR	EUR	210,185	266,689	0.10
AA Bond 2.75% 31/07/2023 EMTN	GB	GBP	210,185	263,569	0.09
Schneider Electric	FR	EUR	1,844	223,909	0.08
Xylem 2.25% 30/01/2031	US	USD	188,606	197,477	0.07
Heathrow Funding 5.225% 15/02/2023 Reg S	GB	GBP	140,123	194,248	0.07
Holding d'Infrastructures 1.625% 27/11/2027 EMTN	FR	EUR	154,135	185,613	0.07
Wolters Kluwer	NL	EUR	2,272	184,169	0.07
Ryanair 1.125% 15/08/2023 EMTN	IE	EUR	162,893	181,758	0.07
Boeing 4.875% 01/05/2025	US	USD	140,123	152,514	0.05
National Express Group 2.375% 20/11/2028	GB	GBP	119,105	151,707	0.05
Easyjet 1.75% 09/02/2023 EMTN	GB	EUR	140,123	150,403	0.05
Ashtead Capital 4.375% 15/08/2027 144A	US	USD	140,123	147,129	0.05
General Electric 4.35% 01/05/2050	US	USD	137,461	146,731	0.05
RELX	GB	EUR	6,988	138,448	0.05
Bunzl	GB	GBP	4,364	135,693	0.05
Airbus 2.375% 09/06/2040 EMTN	NL	EUR	106,003	129,070	0.05
Norfolk Southern	US	USD	612	126,483	0.05
Embraer Netherlands Fin. 6.95% 17/01/2028 Reg S	NL	USD	123,527	124,817	0.04
Sinotrans (H)	CN	HKD	406,695	120,430	0.04
Paprec Holding 4.00% 31/03/2025 Reg S	FR	EUR	99,433	109,212	0.04
Allison Transmission Holdings	US	USD	3,058	108,537	0.04
RAC Bond 4.87% 06/05/2026 EMTN	GB	GBP	77,068	101,124	0.04
Ryanair 2.875% 15/09/2025 EMTN	IE	EUR	80,571	93,795	0.03
Airbus Group	FR	EUR	1,157	84,368	0.03
Heathrow Funding 2.75% 13/10/2031 EMTN	GB	GBP	63,546	82,248	0.03
SKF	SE	SEK	4,003	82,051	0.03
Autopistas Del Sol 7.375% 30/12/2030 Reg S	CR	USD	85,312	77,298	0.03
Heathrow Funding 9.20% 29/03/2021 EMTN	GB	GBP	56,049	74,705	0.03
China Railway Group (H)	CN	HKD	154,288	70,996	0.03
General Dynamics	US	USD	439	56,959	0.02
Woodward	US	USD	691	54,838	0.02
Siemens	DE	EUR	458	53,782	0.02
SITC International Holdings	HK	HKD	31,417	48,515	0.02
Kubota	JP	JPY	2,468	42,920	0.02
DP World 5.625% 25/09/2048 Reg S	AE	USD	36,864	42,186	0.02
Recruit Holdings	JP	JPY	1,078	41,074	0.01
L3 Technologies 3.85% 15/12/2026	US	USD	35,031	39,589	0.01
DCC	IE	GBP	570	37,100	0.01
Union Pacific	US	USD	202	35,467	0.01
FANUC	JP	JPY	167	35,437	0.01
Honeywell International	US	USD	211	34,592	0.01
Kone	FI	EUR	421	33,498	0.01
Hubbell (B)	US	USD	231	33,472	0.01
3M	US	USD	200	31,718	0.01
THK	JP	JPY	1,185	31,413	0.01
Komatsu	JP	JPY	1,360	30,678	0.01
Cummins	US	USD	138	30,058	0.01
Illinois Tool Works	US	USD	146	28,429	0.01
Daikin Industries	JP	JPY	151	28,181	0.01
CSX	US	USD	358	28,044	0.01
Pacific Basin Shipping	HK	HKD	190,396	27,799	0.01
Mitsubishi	JP	JPY	1,244	27,767	0.01
Lockheed Martin	US	USD	79	27,582	0.01
Mitsui	JP	JPY	1,749	27,404	0.01
Rockwell Automation	US	USD	111	26,090	0.01
Fastenal	US	USD	593	25,571	0.01
CH Robinson Worldwide	US	USD	283	24,876	0.01
Waste Management	US	USD	212	22,705	0.01
Emerson Electric	US	USD	344	22,149	0.01
AMETEK	US	USD	226	22,129	0.01
Empresa de Ferrocarriles 3.068% 18/08/2050 Reg S	CL	USD	23,049	21,479	0.01
SMC	JP	JPY	40	21,453	0.01
Sumitomo	JP	JPY	1,943	21,268	0.01
Snap-on	US	USD	129	20,090	0.01
Mexico City Airport 5.50% 31/10/2046 Reg S	MX	USD	21,813	18,803	0.01
Wizz Air Holdings	CH	GBP	451	18,676	0.01
Meggitt	GB	GBP	4,232	14,982	0.01
Experian	IE	GBP	407	14,853	0.01
Indika Energy Capital Pte 5.875% 09/11/2024 Reg S	SG	USD	15,124	14,308	0.01
Vinci	FR	EUR	179	14,180	0.01
Mexico City Airport 3.875% 30/04/2028 Reg S	MX	USD	15,705	14,046	0.01
Canadian National Railway	CA	CAD	140	13,887	0.00
RELX	GB	GBP	652	12,907	0.00
Adecco Group	CH	CHF	260	12,789	0.00
Plug Power	US	USD	846	11,861	0.00
Atlas Copco	SE	SEK	256	11,295	0.00
Legrand	FR	EUR	141	10,456	0.00
Canadian Pacific Railway	CA	CAD	33	9,774	0.00
IMI	GB	GBP	711	9,527	0.00
Airports of Thailand	TH	THB	5,063	8,376	0.00
GMR Int'l Airport 5.375% 10/04/2024 Reg S	IN	USD	7,562	7,476	0.00
Epiroc (A)	SE	SEK	499	7,465	0.00
Schindler Holding	CH	CHF	26	6,689	0.00
CAR 8.875% 10/05/2022	KY	USD	7,349	6,348	0.00
VAT Group	CH	CHF	33	6,121	0.00
SGS	CH	CHF	2	6,074	0.00
Ritchie Bros Auctioneers	CA	CAD	100	6,071	0.00
Aurizon Holdings Ltd	AU	AUD	1,974	5,232	0.00
GT Capital Holdings	PH	PHP	336	2,983	0.00
Mexico City Airport 4.25% 31/10/2026 Reg S	MX	USD	2,908	2,744	0.00
Soechi Capital Pte 8.375% 31/01/2023 Reg S	SG	USD	2,908	1,781	0.00
GMR Int'l Airport 4.25% 27/10/2027 Reg S	IN	USD	1,163	1,053	0.00
				8,307,420	**2.98**

정보 기술

	국가 코드	CCY	주식 또는 명목	시가(USD)	% 순자산
Microsoft	US	USD	3,585	722,282	0.26
Apple	US	USD	5,685	618,876	0.22
Alphabet (A)	US	USD	242	391,893	0.14
Taiwan Semiconductor Manufacturing	TW	TWD	22,101	334,230	0.12
Edenred 1.375% 18/06/2029	FR	EUR	266,234	329,698	0.12
Tencent Holdings 1.81% 26/01/2026 Reg S	KY	USD	261,540	265,525	0.10
Intel	US	USD	6,006	263,974	0.09
Cisco Systems	US	USD	7,017	250,007	0.09
SAP SE 0.375% 18/05/2029	DE	EUR	203,179	243,424	0.09
Qualcomm	US	USD	1,495	184,120	0.07
International Business Machines 7.00% 30/10/2025	US	USD	140,123	181,039	0.07
Samsung Electronics Perpetual (Pref'd)	KR	KRW	4,061	180,595	0.06
Global Payments	US	USD	1,142	178,065	0.06
PayPal Holdings 2.85% 01/10/2029	US	USD	162,893	178,020	0.06
Facebook	US	USD	549	145,855	0.05
Samsung Electronics	KR	KRW	2,634	132,355	0.05
Salesforce.com	US	USD	571	132,171	0.05
Hewlett Packard Enterprise 6.20% 15/10/2035	US	USD	105,092	131,284	0.05
Visa	US	USD	670	120,752	0.04
ASML Holding	NL	EUR	327	119,031	0.04
Murata Manufacturing	JP	JPY	1,681	118,340	0.04
Obic	JP	JPY	630	111,692	0.04
Infineon Technologies	DE	EUR	3,911	108,904	0.04
Texas Instruments	US	USD	709	101,476	0.04
KLA-Tencor	US	USD	503	99,770	0.04
TDK	JP	JPY	846	99,554	0.04
VMware	US	USD	744	95,230	0.03
Hon Hai Precision Industry	TW	TWD	33,207	90,144	0.03
Tencent Holdings	CN	HKD	1,157	88,197	0.03
Z Holdings	JP	JPY	12,131	84,647	0.03
NXP Semiconductors	NL	USD	628	84,180	0.03
Telefonaktiebolaget LM Ericsson	SE	SEK	7,335	81,920	0.03
Orano 3.375% 23/04/2026 EMTN	FR	EUR	54,905	65,879	0.02
Nvidia	US	USD	129	64,078	0.02
Genpact	US	USD	1,836	63,200	0.02
SAP	DE	EUR	565	60,181	0.02
PayPal Holdings	US	USD	310	57,691	0.02
Micron Technology	US	USD	1,157	57,508	0.02
Infosys	IN	INR	3,883	55,475	0.02
Nuance Communications	US	USD	1,641	52,931	0.02
Teradyne	US	USD	607	52,653	0.02
Capgemini	FR	EUR	430	49,691	0.02
MasterCard	US	USD	159	45,030	0.02
Fidelity National Information Services	US	USD	353	43,850	0.02
Check Point Software Technologies (H)	IL	USD	381	43,481	0.02
Match Group	US	USD	353	41,371	0.01

현재 투자종목 명세서서 2020년 10월 31일

	국가 코드	CCY	주식 또는 명목	시가(USD)	% 순자산
Tata Consultancy Services	IN	INR	1,127	40,555	0.01
Adobe	US	USD	87	38,955	0.01
Keyence	JP	JPY	85	38,803	0.01
Ciena	US	USD	959	37,676	0.01
PTC	US	USD	430	35,785	0.01
Atos	FR	EUR	508	34,668	0.01
Broadcom	US	USD	90	31,301	0.01
Accenture	IE	USD	141	30,484	0.01
Tokyo Electron	JP	JPY	107	28,734	0.01
Oracle	US	USD	506	28,296	0.01
Western Digital	US	USD	677	25,085	0.01
BE Semiconductor Industries	NL	EUR	608	24,555	0.01
Trimble	US	USD	424	20,358	0.01
Automatic Data Processing	US	USD	122	19,180	0.01
SUMCO	JP	JPY	1,253	19,123	0.01
Dassault Systemes	FR	EUR	111	18,951	0.01
Lam Research	US	USD	54	18,735	0.01
Applied Materials	US	USD	303	17,835	0.01
Analog Devices	US	USD	146	17,206	0.01
Skyworks Solutions	US	USD	117	16,440	0.01
Amphenol (A)	US	USD	147	16,412	0.01
Cognex	US	USD	224	14,762	0.01
Brother Industries	JP	JPY	952	14,717	0.01
HTA Group 7.00% 18/12/2025	MU	USD	13,888	14,579	0.01
Microchip Technology	US	USD	134	14,038	0.01
Paychex	US	USD	168	13,742	0.00
Motorola Solutions	US	USD	85	13,553	0.00
Universal Display	US	USD	66	12,896	0.00
International Business Machines	US	USD	114	12,673	0.00
HP	US	USD	708	12,582	0.00
Citrix Systems	US	USD	106	12,184	0.00
Jack Henry & Associates	US	USD	77	11,477	0.00
Tsinghua Unic 4.75% 31/01/2021	VG	USD	16,578	10,672	0.00
NetApp	US	USD	220	9,565	0.00
CDK Global	US	USD	221	9,424	0.00
Western Union	US	USD	449	8,630	0.00
Foxconn Industrial Internet (A)	CN	CNY	3,116	6,364	0.00
Tsinghua Unic 6.50% 31/01/2028	VG	USD	5,817	2,179	0.00
				7,773,443	**2.79**

소비재

	국가 코드	CCY	주식 또는 명목	시가(USD)	% 순자산
Amazon.com	US	USD	144	438,952	0.16
Volkswagen Int'l Finance 3.375% VRN (Perpetual)	NL	EUR	357,314	419,136	0.15
CPUK Finance 3.69% 28/02/2028	GB	GBP	280,246	373,931	0.13
Charter Communications	US	USD	478	288,232	0.10
Volkswagen Int'l Finance 3.875% VRN (Perpetual)	NL	EUR	224,197	263,885	0.09
SES SA . 5.625% VRN (Perpetual)	LU	EUR	210,185	261,554	0.09
Informa 2.125% 06/10/2025 EMTN	GB	EUR	189,236	221,561	0.08
JD.com 4.125% 14/01/2050	KY	USD	189,166	203,980	0.07
Activision Blizzard	US	USD	2,515	188,858	0.07
Home Depot 3.30% 15/04/2040	US	USD	140,123	159,542	0.06
Chanel Ceres 1.00% 31/07/2031	GB	EUR	131,716	158,012	0.06
Alibaba Group Holding ADR	CN	USD	511	155,181	0.06
Lowe's Cos	US	USD	980	154,318	0.06
Ford Motor 9.00% 22/04/2025	US	USD	126,281	148,938	0.05
Bridgestone	JP	JPY	4,313	140,590	0.05
Naspers	ZA	ZAR	714	139,073	0.05
Fiat Chrysler Automobiles 4.50% 07/07/2028	NL	EUR	100,311	135,991	0.05
Faurecia 3.75% 15/06/2028	FR	EUR	112,830	133,541	0.05
Greene King Finance 5.318% 15/09/2031	GB	GBP	82,627	115,776	0.04
InterContinental Hotel Grp. 3.375% 08/10/2028 EMTN	GB	GBP	82,533	107,400	0.04
Kohl's 9.50% 15/05/2025	US	USD	87,577	105,154	0.04
Schaeffler 2.875% 26/03/2027 EMTN	DE	EUR	90,099	105,057	0.04
eBay	US	USD	2,134	101,287	0.04
Studio City Finance 6.50% 15/01/2028 Reg S	VG	USD	86,587	86,344	0.03
Studio City Finance 7.25% 11/02/2024 Reg S	VG	USD	82,357	84,878	0.03
Sony	JP	JPY	973	80,983	0.03
Comcast	US	USD	1,856	78,524	0.03
Nike	US	USD	640	76,883	0.03
Dollar Tree	US	USD	818	73,777	0.03
Meituan 2.125% 28/10/2025 Reg S	KY	USD	73,565	73,722	0.03
LVMH Moet Hennessy Louis Vuitton	FR	EUR	140	65,502	0.02
Home Depot	US	USD	236	62,471	0.02
Informa	GB	GBP	11,342	61,418	0.02
Ford Motor 8.50% 21/04/2023	US	USD	54,905	60,856	0.02
Verisure Holdings 3.875% 15/07/2026 Reg S	SE	EUR	49,689	57,898	0.02
Cable One	US	USD	32	55,467	0.02
Tesla	US	USD	141	54,446	0.02
Nine Entertainment Holdings	AU	AUD	31,672	46,283	0.02
Quebecor	CA	CAD	1,930	44,753	0.02
Sirius XM Holdings	US	USD	7,723	44,366	0.02
Ford Motor 9.625% 22/04/2030	US	USD	32,943	44,279	0.02
Prosus	NL	EUR	437	43,699	0.02
McDonald's	US	USD	199	42,115	0.02
Booking Holdings	US	USD	25	41,045	0.01
Oriental Land	JP	JPY	292	40,918	0.01
Autoliv	SE	USD	536	40,758	0.01
Pearson	GB	GBP	6,108	40,355	0.01
adidas	DE	EUR	126	37,481	0.01
Burlington Stores	US	USD	189	36,339	0.01
Volkswagen (Pref'd)	DE	EUR	247	35,977	0.01
Starbucks	US	USD	395	34,180	0.01
Prosus 4.027% 03/08/2050 Reg S	NL	USD	28,720	29,455	0.01
Haseko	JP	JPY	2,400	28,783	0.01
Best Buy	US	USD	254	28,073	0.01
Hanesbrands	US	USD	1,653	26,444	0.01
Isuzu Motors	JP	JPY	3,158	25,621	0.01
Nokian Renkaat	FI	EUR	794	24,404	0.01
Garmin	CH	USD	221	23,201	0.01
Maruti Suzuki India	IN	INR	239	22,440	0.01
JD.com	CN	HKD	543	22,062	0.01
Midea Group (A)	CN	CNY	1,872	21,834	0.01
Yum! Brands	US	USD	232	21,686	0.01
New Oriental Education & Technology Group ADR	CN	USD	127	20,398	0.01
Genuine Parts Co	US	USD	221	19,921	0.01
Studio City Finance 6.00% 15/07/2025 Reg S	VG	USD	19,559	19,681	0.01
Melco Resorts Finance 5.375% 04/12/2029 Reg S	KY	USD	20,068	19,359	0.01
Leggett & Platt	US	USD	442	18,393	0.01
Hasbro	US	USD	209	17,410	0.01
Midea Group	CN	CNY	1,418	16,556	0.01
Shenzhou International Group Holdings	CN	HKD	941	16,346	0.01
Sands China	CN	HKD	4,586	16,088	0.01
Just Eat Takeaway.com 1.25% 30/04/2026	NL	EUR	10,981	14,705	0.01
Alibaba Group Holding	CN	HKD	386	14,680	0.01
Wyndham Destinations	US	USD	418	13,452	0.00
Prosus 2.031% 03/08/2032 Reg S	NL	EUR	10,470	12,367	0.00
Kering	FR	EUR	19	11,680	0.00
Hermes International	FR	EUR	12	11,306	0.00
Eicher Motors	IN	INR	351	9,875	0.00
Central Retail	TH	THB	11,322	9,678	0.00
Trip.com Group ADR	CN	USD	299	8,559	0.00
Future Retail 5.60% 22/01/2025 Reg S	IN	USD	11,634	8,027	0.00
Tiffany & Co	US	USD	52	6,762	0.00
Persimmon	GB	GBP	174	5,260	0.00
Burberry Group	GB	GBP	292	5,132	0.00
Games Workshop Group	GB	GBP	37	5,012	0.00
Bellway	GB	GBP	140	4,235	0.00
MR DIY Group (M)	MY	MYR	5,430	2,279	0.00
Baoxin Auto Finance I 9.109% VRN (Perpetual)	VG	USD	2,908	2,094	0.00
				6,648,924	**2.39**

소비재

	국가 코드	CCY	주식 또는 명목	시가(USD)	% 순자산
Unilever	GB	GBP	5,220	297,807	0.11
Altria Group 5.80% 14/02/2039	US	USD	206,682	262,621	0.09
Procter & Gamble	US	USD	1,887	257,697	0.09
Kimberly-Clark	US	USD	1,447	192,056	0.07
Tesco	GB	GBP	63,118	168,029	0.06
Swedish Match	SE	SEK	1,823	137,541	0.05
Colgate-Palmolive	US	USD	1,489	117,815	0.04
Nestle	CH	CHF	1,008	113,448	0.04
MARB BondCo 7.00% 15/03/2024 Reg S	GB	USD	107,065	109,956	0.04
Iceland Bondco 4.625% 15/03/2025 Reg S	GB	GBP	80,710	99,923	0.04
British American Tobacco	GB	GBP	3,060	97,043	0.03
Ain Holdings	JP	JPY	1,220	85,404	0.03
JBS Investments 7.00% 15/01/2026 Reg S	AT	USD	54,905	58,576	0.02
Walmart	US	USD	364	50,472	0.02
MARB Bond 6.875% 19/01/2025 Reg S	GB	USD	41,179	42,612	0.02
L'Oreal	FR	EUR	131	42,433	0.02
Coca-Cola	US	USD	805	38,500	0.01
Koninklijke Ahold Delhaize	NL	EUR	1,294	35,571	0.01
MHP Lux 6.95% 03/04/2026 Reg S	LU	USD	29,084	29,305	0.01
Kweichow Moutai (A)	CN	CNY	116	29,079	0.01
Kernel Holding 8.75% 31/01/2022 Reg S	LU	USD	27,452	28,763	0.01
Philip Morris International	US	USD	398	28,096	0.01
MHP Lux 6.25% 19/09/2029 Reg S	LU	USD	29,084	27,935	0.01
Unilever	GB	EUR	460	26,012	0.01
JDE Peet's	NL	EUR	719	25,814	0.01
Clorox	US	USD	111	23,083	0.01
General Mills	US	USD	382	22,644	0.01
Altria Group	US	USD	593	21,549	0.01
Darling Ingredients	US	USD	494	21,046	0.01
CP ALL	TH	THB	11,648	20,051	0.01
China Mengniu Dairy	HK	HKD	4,188	19,731	0.01
Pernod Ricard	FR	EUR	116	18,722	0.01
Reckitt Benckiser Group	GB	GBP	210	18,531	0.01
Hindustan Unilever	IN	INR	633	17,688	0.01
Estee Lauder	US	USD	77	17,018	0.01
Heineken	NL	EUR	191	16,979	0.01
Diageo	GB	GBP	510	16,512	0.01

현재 투자종목 명세서서 2020년 10월 31일

	국가 코드	CCY	주식 또는 명목	시가(USD)	% 순자산
Hershey	US	USD	120	16,498	0.01
Campbell Soup	US	USD	342	16,026	0.01
Kao	JP	JPY	214	15,230	0.01
Carlsberg (B)	DK	DKK	118	14,899	0.01
Treasury Wine Estates	AU	AUD	1,974	12,707	0.00
Kirin Holdings	JP	JPY	612	11,043	0.00
Vietnam Dairy Products	VN	VND	2,300	10,717	0.00
Asahi Group Holdings	JP	JPY	301	9,326	0.00
Robinsons Retail Holdings	PH	PHP	4,732	6,257	0.00
Budweiser Brewing Co APAC	HK	HKD	1,427	4,207	0.00
Carabao Group	TH	THB	1,002	3,517	0.00
SSMS Plantation Holdings 7.75% 23/01/2023	SG	USD	4,845	2,871	0.00
				2,759,360	**0.99**
건강					
HCA 5.25% 15/06/2026	US	USD	320,392	373,570	0.13
Roche Holding	CH	CHF	1,097	353,005	0.13
Philips 1.375% 30/03/2025 EMTN	NL	EUR	210,185	260,015	0.09
UnitedHealth Group	US	USD	795	243,119	0.09
Thermo Fisher Scientific 1.95% 24/07/2029	US	EUR	176,695	234,701	0.08
AbbVie 4.875% 14/11/2048	US	USD	175,154	222,349	0.08
Becton Dickinson 1.90% 15/12/2026	US	EUR	175,154	219,525	0.08
Novartis	CH	CHF	2,595	202,488	0.07
Pfizer	US	USD	5,722	200,729	0.07
Bristol-Myers Squibb	US	USD	3,407	198,572	0.07
Merck KGaA 1.625% VRN 09/09/2080	DE	EUR	147,129	170,523	0.06
Santen Pharmaceutical	JP	JPY	9,441	168,291	0.06
AmerisourceBergen	US	USD	1,659	158,930	0.06
CSL	AU	AUD	773	156,366	0.06
ICON	IE	USD	854	154,082	0.06
Cigna 3.40% 15/03/2050	US	USD	140,123	147,919	0.05
Unitedhealth Group 2.90% 15/05/2050	US	USD	140,123	146,775	0.05
AbbVie	US	USD	1,705	143,682	0.05
Cigna 4.90% 15/12/2048	US	USD	105,092	135,310	0.05
Koninklijke Philips	NL	EUR	2,655	123,364	0.04
Sanofi	FR	EUR	1,315	118,515	0.04
Astellas Pharma	JP	JPY	6,768	92,838	0.03
GlaxoSmithKline	GB	GBP	5,506	92,148	0.03
Teva Pharmaceutical Fin. 6.00% 31/01/2025	NL	EUR	74,561	90,437	0.03
HCA Healthcare	US	USD	719	88,907	0.03
AbbVie 1.25% 18/11/2031	US	EUR	70,062	87,434	0.03
Danaher	US	USD	324	73,897	0.03
Johnson & Johnson	US	USD	516	70,282	0.03
Mylan	US	USD	4,805	69,816	0.03
Centene	US	USD	1,016	59,894	0.02
Thermo Fisher Scientific	US	USD	116	54,694	0.02
Cooper	US	USD	166	53,158	0.02
GN Store Nord	DK	DKK	733	52,774	0.02
Regeneron Pharmaceuticals	US	USD	92	49,785	0.02
Zoetis	US	USD	313	49,579	0.02
Cigna	US	USD	289	48,209	0.02
Merck	US	USD	618	46,160	0.02
Ascendis Pharma ADR	DK	USD	284	45,871	0.02
Genmab	DK	DKK	134	44,652	0.02
AstraZeneca	GB	GBP	423	42,572	0.02
Amgen	US	USD	179	38,719	0.01
Yestar International Holdings 6.90% 15/09/2021	KY	USD	95,535	37,503	0.01
Medtronic	IE	USD	372	37,169	0.01
Nippon Shinyaku	JP	JPY	506	36,181	0.01
Grifols ADR	ES	USD	2,130	35,676	0.01
Agilent Technologies	US	USD	304	30,950	0.01
Bio-Techne	US	USD	113	29,062	0.01
Gilead Sciences	US	USD	503	28,957	0.01
ResMed	US	USD	150	28,524	0.01
Novo Nordisk	DK	DKK	438	28,121	0.01
Boston Scientific	US	USD	814	28,120	0.01
Zimmer Biomet Holdings	US	USD	202	26,607	0.01
Stryker	US	USD	130	25,967	0.01
Baxter International	US	USD	313	24,209	0.01
Chemed	US	USD	48	22,878	0.01
Teleflex	US	USD	72	22,810	0.01
Cerner	US	USD	324	22,793	0.01
Ono Pharmaceutical	JP	JPY	729	20,797	0.01
Wuxi Biologics Cayman	CN	HKD	681	19,136	0.01
CVS Health	US	USD	331	18,537	0.01
Coloplast	DK	DKK	114	16,626	0.01
Recordati	IT	EUR	309	16,021	0.01
Shionogi	JP	JPY	311	14,675	0.01
Innovent Biologics	CN	HKD	1,942	14,396	0.01
Orion	FI	EUR	319	13,649	0.00
Hansoh Pharmaceutical Group	CN	HKD	2,386	10,677	0.00
Peijia Medical	CN	HKD	1,870	6,068	0.00
Hangzhou Tigermed Consulting	CN	HKD	182	2,930	0.00
InnoCare Pharma	CN	HKD	1,797	2,301	0.00
Bumrungrad Hospital	TH	THB	662	1,930	0.00
Ocumension Therapeutics	CN	HKD	806	1,879	0.00
				6,008,805	**2.16**
금융					
Amundi Physical Gold ETC	IE	USD	80,211	6,016,868	2.16
SPDR S&P US Dividend Aristocrats UCITS ETF (UK)	IE	GBP	93,749	4,786,839	1.72
Hicl Infrastructure	GB	GBP	1,058,968	2,411,694	0.87
Real Estate Credit Investments	GB	GBP	956,307	1,536,171	0.55
IBRD 0.125% 03/01/2051 GMTN	SU	EUR	732,400	839,720	0.30
Westfield Stratford City Fin 1.642% 04/08/2026	GB	GBP	453,509	591,937	0.21
Lloyds Bank 7.625% 22/04/2025 EMTN	GB	GBP	280,246	459,788	0.17
Wellcome Trust 1.125% 21/01/2027	GB	EUR	315,277	395,786	0.14
HSBC Holdings 7.00% 07/04/2038 EMTN	GB	GBP	196,172	371,685	0.13
Toyota Motor Credit 2.15% 13/02/2030 MTN	US	USD	350,308	368,286	0.13
Ally Financial 8.00% 01/11/2031 (A)	US	USD	255,972	353,943	0.13
CommBank Aus. 1.936% VRN 03/10/2029 EMTN	AU	EUR	280,246	338,655	0.12
FCA Bank Ireland 0.50% 13/09/2024 EMTN	IT	EUR	280,246	327,976	0.12
KBC Group 0.50% VRN 03/12/2029 EMTN	BE	EUR	280,246	319,720	0.11
Roadster Finance DAC 1.625% 09/12/2024 EMTN	IE	EUR	245,216	284,542	0.10
ICBCIL Finance 1.75% 25/08/2025 EMTN	HK	USD	280,246	278,889	0.10
Sampo 2.50% VRN 03/09/2052 EMTN	FI	EUR	217,401	258,502	0.09
Deutsche Boerse	DE	EUR	1,666	245,223	0.09
Goldman Sachs Group 3.80% 15/03/2030	US	USD	210,185	243,330	0.09
Morgan Stanley	US	USD	4,979	237,278	0.09
Mitsubishi UFJ Financial Group 3.677% 22/02/2027	JP	USD	210,185	237,211	0.09
Society of Lloyd's 4.75% 30/10/2024	GB	GBP	157,639	223,214	0.08
Prudential 6.340% VRN 19/12/2063 EMTN	GB	GBP	140,123	221,790	0.08
ANZ 1.125% VRN 21/11/2029 EMTN	AU	EUR	188,466	220,926	0.08
UBS Group 3.126% VRN 13/08/2030 144A	CH	USD	199,676	219,462	0.08
Morgan Stanley 1.342% VRN 23/10/2026 EMTN	US	EUR	175,154	214,760	0.08
JPMorgan Chase	US	USD	2,138	207,087	0.07
Gesellschaft 1.250% VRN 26/05/2041 Reg S	DE	EUR	175,154	200,900	0.07
General Electric 4.875% 18/09/2037 EMTN	US	GBP	140,123	192,813	0.07
BlackRock	US	USD	315	186,501	0.07
Natwest Group 0.75% VRN 15/11/2025	GB	EUR	157,639	184,090	0.07
Banco Santander 2.125% 08/02/2028 EMTN	ES	EUR	140,123	172,172	0.06
AerCap Global Aviation Trust 3.875% 23/01/2028	IE	USD	171,651	162,270	0.06
Kyobo Life Insurance 3.95% VRN (Perpetual) Reg S	KR	USD	157,639	161,359	0.06
CME Group	US	USD	1,026	152,935	0.05
DH Europe Finance II 0.75% 18/09/2031	LU	EUR	128,143	151,383	0.05
Power Finance 3.25% 16/09/2024	IN	USD	140,123	143,224	0.05
Eaton Vance	US	USD	2,408	143,121	0.05
Barclays 1.700% VRN 03/11/2026	GB	GBP	100,819	130,666	0.05
Progressive	US	USD	1,412	128,633	0.05
Jerrold Finco 4.875% 15/01/2026 Reg S	GB	GBP	100,311	120,066	0.04
Vivion Investments 3.00% 08/08/2024	LU	EUR	115,300	119,582	0.04
ING Groep 3.00% 18/02/2026 EMTN	NL	GBP	84,074	118,975	0.04
Zurich Insurance Group	CH	CHF	357	118,389	0.04
Tesco Property Finance 3 5.744% 13/04/2040	GB	GBP	67,130	115,483	0.04
Muenchener Rueckversicherungs-Gesellschaft	DE	EUR	483	113,031	0.04
Banco Mercantil 5.75% VRN 04/10/2031 Reg S	MX	USD	109,810	111,848	0.04
Allianz	DE	EUR	625	109,973	0.04
AIA Group	HK	HKD	11,118	105,826	0.04
Admiral Group	GB	GBP	2,933	104,471	0.04
Yapi ve Kredi Bankasi 8.25% 15/10/2024 Reg S	TR	USD	90,593	92,459	0.03
Commerzbank 1.25% 23/10/2023 EMTN	DE	EUR	77,068	92,376	0.03
AIA Group 3.20% 16/09/2040 Reg S	HK	USD	89,329	92,033	0.03
Fortune Star 6.75% 02/07/2023	VG	USD	87,848	90,971	0.03
Commerzbank 6.125% VRN (Perpetual)	DE	EUR	76,867	87,656	0.03
Citigroup	US	USD	2,120	86,572	0.03
Turkiye Is Bankasi 7.75% VRN 22/01/2030	TR	USD	93,703	86,068	0.03
Credit Suisse Group 7.125% VRN (Perpetual)	CH	USD	82,357	85,589	0.03
Shriram Transport Finance 5.95% 24/10/2022 Reg S	IN	USD	85,136	83,059	0.03
Intercontinental Exchange	US	USD	853	80,524	0.03
MGIC Investment 5.25% 15/08/2028	US	USD	76,537	78,786	0.03
Discover Financial Services	US	USD	1,239	78,503	0.03
RSA Insurance Group	GB	GBP	14,181	77,820	0.03
Eximbank Turkey 8.25% 24/01/2024 Reg S	TR	USD	73,882	75,012	0.03
US Bancorp	US	USD	1,728	66,076	0.02
JSC Georgia Capital 6.125% 09/03/2024 Reg S	GE	USD	66,588	65,256	0.02
PNC Financial Services Group	US	USD	587	64,250	0.02
Voya Financial	US	USD	1,348	64,118	0.02
Grupo Aval 4.375% 04/02/2030 Reg S	KY	USD	63,984	62,385	0.02
Power Finance 6.15% 06/12/2028 Reg S	IN	USD	53,805	61,094	0.02
Tokio Marine Holdings	JP	JPY	1,359	60,760	0.02
Volkswagen Leasing 1.625% 15/08/2025 EMTN	DE	EUR	49,043	60,470	0.02
Prudential	GB	GBP	4,854	59,290	0.02
HDFC Bank	IN	INR	3,703	59,140	0.02
Fortune Star 6.85% 02/07/2024	VG	USD	53,441	56,009	0.02
Banco BTG Pactual 4.50% 10/01/2025 Reg S	BR	USD	54,905	55,866	0.02
UniCredit 9.25% VRN (Perpetual)	IT	EUR	43,924	55,027	0.02
Housing Development Finance	IN	INR	2,075	53,886	0.02
S&P Global	US	USD	162	52,466	0.02
Bank Central Asia	ID	IDR	24,190	47,595	0.02
Banco de Sabadell 5.625% 06/05/2026 EMTN	ES	EUR	38,433	47,472	0.02

현재 투자종목 명세서서 2020년 10월 31일

	국가 코드	CCY	주식 또는 명목	시가(USD)	% 순자산
Banque Centrale de Tunisie 5.75% 30/01/2025 Reg S	TN	USD	54,023	45,815	0.02
Swedbank	SE	SEK	2,856	44,814	0.02
NN Group	NL	EUR	1,241	43,297	0.02
Banorte 8.375% VRN (Perpetual) Reg S	MX	USD	40,063	42,577	0.02
MDGH 3.95% 21/05/2050 GMTN	NL	USD	35,918	41,382	0.01
M&G	GB	GBP	20,875	39,657	0.01
China Construction Bank (H)	CN	HKD	56,991	39,299	0.01
Banco Mercantil 7.50% VRN (Perpetual) Reg S	MX	USD	39,118	39,049	0.01
Aviva	GB	GBP	11,566	38,583	0.01
AXA	FR	EUR	2,197	35,324	0.01
Emirates 6.125% VRN (Perpetual)	AE	USD	32,501	33,924	0.01
GTLK Europe 4.80% 26/02/2028 Reg S	IE	USD	34,028	33,424	0.01
Mexarrend SAPI 10.25% 24/07/2024 Reg S	MX	USD	43,626	33,210	0.01
Singapore Exchange	SG	SGD	5,142	32,638	0.01
Societe Generale	FR	EUR	2,398	32,518	0.01
Tuspark Forward 6.95% 18/06/2022	VG	USD	68,993	30,873	0.01
Canadian Imperial Bank of Commerce	CA	CAD	373	27,583	0.01
ABN AMRO Group	NL	EUR	3,315	27,211	0.01
Akbank T.A.S. 7.20% VRN 16/03/2027 Reg S	TR	USD	29,084	26,643	0.01
TBC Bank 10.775% VRN (Perpetual) Reg S	GE	USD	25,448	25,639	0.01
DBS Group Holdings	SG	SGD	1,691	25,207	0.01
TBC Bank 5.75% 19/06/2024 Reg S	GE	USD	24,576	24,914	0.01
Travelers	US	USD	206	24,854	0.01
Sompo Holdings	JP	JPY	663	24,745	0.01
Ping An Insurance Group (H)	CN	HKD	2,329	24,040	0.01
BOC Hong Kong Holdings	HK	HKD	8,308	23,089	0.01
Blackstone Group	US	USD	454	22,720	0.01
Alfa Bond Issuance 8.00% VRN (Perpetual)	IE	USD	21,813	22,248	0.01
Banco Comercial Portugues 9.25% VRN (Perpetual)	PT	EUR	21,962	22,217	0.01
Mongolian Mortgage 9.75% 29/01/2022 Reg S	MN	USD	22,249	22,140	0.01
Uzbek Industrial Bank 5.75% 02/12/2024	UZ	USD	21,449	22,066	0.01
Assicurazioni Generali	IT	EUR	1,641	22,009	0.01
Commonwealth Bank of Australia	AU	AUD	452	21,935	0.01
Janus Henderson Group	GB	USD	881	21,340	0.01
Credivalores-Crediservicios 8.875% 07/02/2025 Reg S	CO	USD	29,084	21,013	0.01
Sovcombank 7.75% VRN (Perpetual) Reg S	IE	USD	21,813	20,940	0.01
Capital One Financial	US	USD	289	20,765	0.01
MetLife	US	USD	557	20,689	0.01
Regions Financial	US	USD	1,552	20,409	0.01
Great-West Lifeco	CA	CAD	1,013	20,396	0.01
Fifth Third Bank	US	USD	881	20,058	0.01
Synchrony Financial	US	USD	781	19,293	0.01
Prudential Financial	US	USD	300	18,821	0.01
Unifin Financiera 7.00% 15/01/2025 Reg S	MX	USD	23,267	18,686	0.01
OneMain Holdings	US	USD	541	18,673	0.01
HDFC Bank ADR	IN	USD	326	18,608	0.01
Huntington Bancshares	US	USD	1,803	18,479	0.01
Lazard (A)	US	USD	544	18,279	0.01
Aflac	US	USD	543	18,255	0.01
Bank Rakyat Indonesia Persero	ID	IDR	80,235	18,145	0.01
Principal Financial Group	US	USD	449	17,422	0.01
China Merchants Bank (H)	CN	HKD	3,224	16,804	0.01
KeyCorp	US	USD	1,320	16,746	0.01
Direct Line Insurance Group	GB	GBP	4,646	15,860	0.01
Sumitomo Mitsui Financial Group	JP	JPY	564	15,592	0.01
M&T Bank	US	USD	154	15,532	0.01
Axis Bank	IN	INR	2,144	14,213	0.01
HDFC Standard Life Insurance	IN	INR	1,770	14,074	0.01
TMB Bank 4.90% VRN (Perpetual) EMTN	TH	USD	14,542	13,778	0.00
ORIX	JP	JPY	1,128	13,206	0.00
Partners Group Holding	CH	CHF	13	12,009	0.00
Resona Holdings	JP	JPY	3,459	11,392	0.00
Medibank Pvt	AU	AUD	5,944	11,152	0.00
Operadora de Servicios 8.25% 11/02/2025 Reg S	MX	USD	11,997	11,122	0.00
Kotak Mahindra Bank	IN	INR	522	10,904	0.00
Kuwait Projects 4.50% 23/02/2027 EMTN	AE	USD	10,761	10,750	0.00
Dev. Bank of Mongolia 7.25% 23/10/2023 Reg S	MN	USD	10,179	10,648	0.00
Magellan Financial Group	AU	AUD	265	10,264	0.00
Tinkoff Bank 9.25% VRN (Perpetual)	IE	USD	9,743	10,172	0.00
Cembra Money Bank	CH	CHF	89	9,900	0.00
Hong Kong Exchanges and Clearing	HK	HKD	204	9,800	0.00
ICICI Lombard General Insurance	IN	INR	567	9,446	0.00
Vedanta Resources Fin. II 9.25% 23/04/2026 Reg S	GB	USD	14,542	9,132	0.00
Chong HING Bank 5.70% VRN (Perpetual) EMTN	HK	USD	9,016	8,988	0.00
Baloise Holding	CH	CHF	61	8,371	0.00
Banorte 7.625% VRN (Perpetual) Reg S	MX	USD	5,817	5,817	0.00
SBI Cards & Payment Services	IN	INR	530	5,725	0.00
Equitable Holdings	US	USD	155	3,308	0.00
Credito Real SAB 9.50% 07/02/2026 Reg S	MX	USD	2,254	2,202	0.00
Bank of East Asia 5.875% VRN (Perpetual)	HK	USD	1,818	1,847	0.00
Bracken MidCo1 8.875% 15/10/2023 Reg S	GB	GBP	1,424	1,727	0.00
Pearl Holding III 9.50% 11/12/2022 Reg S	KY	USD	3,781	926	0.00
Dev. Bank of Kazakhstan 8.95% 04/05/2023 Reg S	KZ	KZT	341,734	773	0.00
Oversea-Chinese Banking	SG	SGD	40	245	0.00
				29,315,921	**10.53**

부동산

	국가 코드	CCY	주식 또는 명목	시가(USD)	% 순자산
Vonovia	DE	EUR	29,909	1,910,230	0.69
GCP Student Living REIT	GB	GBP	1,074,493	1,558,986	0.56
Tritax EuroBox	GB	EUR	797,207	928,786	0.33
Prologis REIT	US	USD	4,949	490,906	0.18
Healthpeak Properties REIT	US	USD	9,576	257,111	0.09
American Homes 4 Rent REIT	US	USD	8,553	242,131	0.09
Digital Realty Trust REIT	US	USD	1,680	238,281	0.09
Camden Property Trust REIT	US	USD	2,490	229,632	0.08
Land Securities Capital Mks 1.974% 08/02/2024 EMTN	GB	GBP	172,422	229,495	0.08
Public Storage REIT	US	USD	994	228,512	0.08
Mitsui Fudosan	JP	JPY	12,733	216,926	0.08
Equity LifeStyle Properties REIT	US	USD	3,552	210,194	0.08
Globalworth 2.95% 29/07/2026 EMTN	GB	EUR	167,475	194,285	0.07
Invitation Homes REIT	US	USD	7,148	194,136	0.07
Mitsubishi Estate	JP	JPY	12,941	193,127	0.07
MPT Operating Partnership 4.625% 01/08/2029	US	USD	175,154	183,687	0.07
Grand City Properties 1.375% 03/08/2026 EMTN	LU	EUR	147,129	180,506	0.06
Healthcare Realty Trust REIT	US	USD	6,393	177,156	0.06
Digital Euro Finco 1.125% 09/04/2028	US	EUR	140,123	168,799	0.06
Great Portland Estates REIT	GB	GBP	22,475	167,996	0.06
Lendlease Group	AU	AUD	17,896	150,441	0.05
Equity Residential REIT	US	USD	3,071	143,140	0.05
Prologis 3.00% 02/06/2026	US	EUR	101,589	137,917	0.05
Embassy Office Parks REIT	IN	INR	29,195	135,491	0.05
Deutsche Wohnen	DE	EUR	2,621	132,327	0.05
Corporate Office Properties Trust REIT	US	USD	5,675	125,360	0.05
American Campus Communities REIT	US	USD	3,197	118,949	0.04
GLP J-REIT	JP	JPY	77	118,566	0.04
CPI Property Group 2.75% 22/01/2028 EMTN	LU	GBP	91,430	116,914	0.04
Ronshine China Holdings 10.50% 01/03/2022	KY	USD	110,264	115,500	0.04
ADO Properties (A)	DE	EUR	4,585	115,281	0.04
China Aoyuan Group 8.50% 23/01/2022	KY	USD	109,810	112,830	0.04
Sun Hung Kai Properties	HK	HKD	8,505	109,022	0.04
Sunac China Holdings 7.50% 01/02/2024	KY	USD	105,692	105,964	0.04
Easy Tactic 8.125% 27/02/2023	VG	USD	109,810	96,630	0.03
CIFI Holdings Group 6.55% 28/03/2024	KY	USD	82,357	87,089	0.03
Kaisa Group Holdings 10.875% 23/07/2023	KY	USD	82,357	81,945	0.03
CSI Properties	HK	HKD	2,648,466	76,666	0.03
VEREIT REIT	US	USD	11,740	71,438	0.03
China SCE Group Holdings 7.375% 09/04/2024	KY	USD	68,631	70,523	0.03
RKPF Overseas 2019 A 6.70% 30/09/2024	VG	USD	65,886	68,213	0.02
Longfor Group Holdings 3.375% 13/04/2027	KY	USD	57,801	59,573	0.02
Land Securities Group REIT	GB	GBP	8,863	58,476	0.02
Welltower REIT	US	USD	1,078	57,409	0.02
New Metro Global 7.50% 20/03/2022	VG	USD	54,905	56,250	0.02
Yango Justice International 9.50% 03/04/2021	HK	USD	54,905	55,831	0.02
China Overseas Land & Investment	HK	HKD	20,997	52,722	0.02
Yango Justice 7.50% 15/04/2024 Reg S	HK	USD	50,787	50,912	0.02
Simon Property Group REIT	US	USD	774	47,963	0.02
Seazen Group 6.45% 11/06/2022	KY	USD	46,947	47,855	0.02
Yuzhou Properties 7.70% 20/02/2025	KY	USD	46,669	46,580	0.02
iCade REIT	FR	EUR	803	40,622	0.01
British Land REIT	GB	GBP	8,002	36,138	0.01
China South City Holdings 11.50% 12/02/2022	HK	USD	34,464	34,140	0.01
Powerlong Real Estate Holdings 6.95% 23/07/2023	KY	USD	30,198	31,256	0.01
Sunac China Holdings 7.00% 09/07/2025	KY	USD	28,825	27,974	0.01
Yuzhou Properties 7.375% 13/01/2026	KY	USD	27,775	26,806	0.01
Intu Metrocentre Finance 4.125% 06/12/2023	GB	GBP	41,124	26,281	0.01
American Tower REIT	US	USD	109	24,794	0.01
Lodha Developers International 14.00% 12/03/2023	MU	USD	25,033	23,281	0.01
Ronshine China Holdings 11.25% 22/08/2021	KY	USD	21,862	22,682	0.01
Gaming and Leisure Properties REIT	US	USD	586	21,445	0.01
China Evergrande Group 12.00% 22/01/2024	KY	USD	25,376	21,441	0.01
WP Carey REIT	US	USD	337	21,011	0.01
China Evergrande Group 11.50% 22/01/2023	KY	USD	22,720	19,027	0.01
Omega Healthcare Investors REIT	US	USD	656	18,931	0.01
Yango Justice International 9.25% 15/04/2023	HK	USD	16,471	17,232	0.01
Yango Justice International 10.25% 18/03/2022	HK	USD	15,851	16,663	0.01
Apartment Investment and Management REIT	US	USD	518	16,320	0.01
Properties 9.875% 02/05/2021	KY	USD	15,560	15,677	0.01
KE Holdings ADR	CN	USD	219	15,302	0.01
Realty Income Corp REIT	US	USD	260	15,014	0.01
Weingarten Realty Investors REIT	US	USD	899	14,114	0.01
Wanda Group Overseas 7.50% 24/07/2022	HK	USD	14,542	13,850	0.00
SM Prime Holdings	PH	PHP	19,877	13,840	0.00
Blackstone Mortgage Trust REIT	US	USD	611	13,291	0.00
Capital & Counties Properties REIT	GB	GBP	9,713	13,162	0.00
Theta Capital 6.75% 31/10/2026	SG	USD	15,487	12,816	0.00
KWG Group Holdings 7.40% 13/01/2027	KY	USD	12,579	12,627	0.00
Easy Tactic 8.125% 11/07/2024	VG	USD	14,687	12,354	0.00

현재 투자종목 명세서서 2020년 10월 31일

	국가 코드	CCY	주식 또는 명목	시가(USD)	% 순자산
Kaisa Group Holdings 11.50% 30/01/2023	KY	USD	10,904	11,039	0.00
KWG Group Holdings 7.875% 01/09/2023	KY	USD	9,089	9,554	0.00
Easy Tactic 9.125% 28/07/2022	VG	USD	9,961	9,438	0.00
Daiwa House Industry	JP	JPY	330	8,684	0.00
Redco Properties Group 8.50% 19/08/2021	KY	USD	8,434	8,413	0.00
China Evergrande Group 8.25% 23/03/2022	KY	USD	9,743	8,208	0.00
Redsun Properties Group 9.70% 16/04/2023	KY	USD	7,707	7,929	0.00
CapitaLand Mall Trust REIT	SG	SGD	6,073	7,699	0.00
Central Pattana	TH	THB	6,256	7,696	0.00
Gecina REIT	FR	EUR	61	7,602	0.00
Kaisa Group Holdings 11.25% 09/04/2022	KY	USD	7,198	7,360	0.00
Zhenro Properties Group 9.15% 08/03/2022	KY	USD	6,762	6,948	0.00
Japan Real Estate Investment REIT	JP	JPY	1	6,196	0.00
Redsun Properties Group 9.95% 11/04/2022	KY	USD	5,817	5,998	0.00
Orix JREIT REIT	JP	JPY	4	5,602	0.00
Fantasia Holdings Group 10.875% 09/01/2023	KY	USD	5,343	5,496	0.00
Theta Capital 8.125% 22/01/2025	SG	USD	5,090	4,606	0.00
Fantasia Holdings Group 12.25% 18/10/2022	KY	USD	4,363	4,591	0.00
Fantasia Holdings Group 15.00% 18/12/2021	KY	USD	4,217	4,533	0.00
Link REIT	HK	HKD	568	4,333	0.00
China Aoyuan Group 7.95% 19/02/2023	KY	USD	3,525	3,714	0.00
CK Asset Holdings	HK	HKD	777	3,609	0.00
Yuzhou Properties 8.50% 04/02/2023	KY	USD	2,798	2,945	0.00
Wharf Real Estate Investment	HK	HKD	680	2,617	0.00
Jinke Properties Group 8.375% 20/06/2021	CN	USD	2,472	2,518	0.00
Vincom Retail	VN	VND	1,126	1,229	0.00
KWG Group Holdings 7.875% 09/08/2021	KY	USD	1,163	1,192	0.00
Jingrui Holdings 9.45% 23/04/2021	KY	USD	1,163	1,143	0.00
Trust Fibra Uno 5.25% 30/01/2026 Reg S	MX	USD	727	788	0.00
Kaisa Group Holdings 8.50% 30/06/2022	KY	USD	582	569	0.00
China South City Holdingss 10.875% 26/06/2022	HK	USD	582	569	0.00
				11,785,568	4.23

정부

	국가 코드	CCY	주식 또는 명목	시가(USD)	% 순자산
US Treasury Infl. Indexed Bonds 0.125% 15/07/2030	US	USD	6,670,947	7,423,192	2.67
US Treasury Infl. Indexed Bonds 0.375% 15/07/2027	US	USD	5,330,248	6,240,211	2.24
UK Treasury Inflation Linked 0.125% 10/08/2028	GB	GBP	3,151,356	5,467,993	1.96
US Treasury Infl. Indexed Bonds 0.625% 15/01/2026	US	USD	3,131,012	3,746,613	1.35
Germany Inflation Linked Bond 0.10% 15/04/2026	DE	EUR	2,522,713	3,334,596	1.20
US Treasury Infl. Indexed Bonds 0.50% 15/04/2024	US	USD	2,809,569	3,055,761	1.10
Germany Inflation Linked Bond 0.50% 15/04/2030	DE	EUR	1,204,392	1,757,500	0.63
France 0.10% 01/03/2028	FR	EUR	1,017,223	1,331,891	0.48
US Treasury Infl. Indexed Bonds 0.125% 15/04/2022	US	USD	1,220,667	1,320,766	0.47
US Treasury Infl. Indexed Bonds 0.625% 15/04/2023	US	USD	984,672	1,071,344	0.38
France 0.10% 01/03/2029	FR	EUR	610,334	794,583	0.29
Denmark Inflation Linked Bond 0.10% 15/11/2023	DK	DKK	4,068,891	721,482	0.26
Italy 0.65% 15/05/2026	IT	EUR	488,267	588,878	0.21
France 0.10% 25/07/2036	FR	EUR	406,889	585,201	0.21
Sweden Inflation Linked Bond 0.125% 01/12/2027	SE	SEK	3,458,558	461,372	0.17
France 0.10% 01/03/2025	FR	EUR	274,650	347,990	0.12
US Treasury 1.125% 15/05/2040	US	USD	350,308	334,435	0.12
US Treasury 0.625% 15/05/2030	US	USD	318,619	312,446	0.11
Romania 3.624% 26/05/2030 Reg S	RO	EUR	148,036	198,239	0.07
Australia 0.75% 21/11/2027	AU	AUD	231,927	189,124	0.07
Ecuador 0.50% 31/07/2035 Reg S	EC	USD	274,770	151,124	0.05
Ukraine 9.75% 01/11/2028 Reg S	UA	USD	137,262	150,131	0.05
Turkey 6.375% 14/10/2025	TR	USD	152,690	149,468	0.05
US Treasury 1.125% 28/02/2022	US	USD	141,106	142,966	0.05
Ethiopia Int'l Bond 6.625% 11/12/2024 Reg S	ET	USD	140,707	142,128	0.05
US Treasury 2.00% 15/02/2050	US	USD	129,404	140,949	0.05
Canada Real Return Bond 4.00% 01/12/2031	CA	CAD	81,378	139,173	0.05
Russia 5.10% 28/03/2035 Reg S	RU	USD	114,008	138,887	0.05
Bolivia 4.50% 20/03/2028 Reg S	BO	USD	136,476	119,076	0.04
Qatar 4.40% 16/04/2050 Reg S	QA	USD	92,414	118,000	0.04
Ukraine 8.994% 01/02/2024 Reg S	UA	USD	107,465	114,844	0.04
Iraq 5.80% 15/01/2028 Reg S	IQ	USD	131,150	113,444	0.04
UK Treasury Inflation Linked 0.125% 22/03/2026	GB	GBP	63,068	109,809	0.04
Egypt 8.875% 29/05/2050 Reg S	EG	USD	89,215	90,453	0.03
Argentina 0.125% 09/07/2035	AR	USD	276,424	89,700	0.03
Dominican Republic Bond 6.00% 19/07/2028 Reg S	DO	USD	77,654	85,696	0.03
Nigeria 8.747% 21/01/2031 Reg S	NG	USD	78,744	82,037	0.03
Oman 6.75% 17/01/2048 Reg S	OM	USD	94,522	77,686	0.03
Ecuador 0.50% 31/07/2030 Reg S	EC	USD	112,677	74,931	0.03
Zambia 8.97% 30/07/2027 Reg S	ZM	USD	172,249	74,326	0.03
Dominican Republic Bond 6.50% 15/02/2048 Reg S	DO	USD	71,837	74,172	0.03
Oman 6.50% 08/03/2047 Reg S	OM	USD	82,671	67,170	0.02
Russia 5.25% 23/06/2047 Reg S	RU	USD	50,606	66,520	0.02
Angola 8.25% 09/05/2028 Reg S	AO	USD	82,179	64,924	0.02
Iraq 6.752% 09/03/2023 Reg S	IQ	USD	69,365	64,853	0.02
Ghana 8.125% 26/03/2032 Reg S	GH	USD	67,184	62,003	0.02
Oman 5.625% 17/01/2028 Reg S	OM	USD	67,184	61,589	0.02
Argentina 0.125% 09/07/2030	AR	USD	168,256	61,329	0.02
Nigeria 6.50% 28/11/2027 Reg S	NG	USD	61,076	59,473	0.02
Ecuador 0.50% 31/07/2040 Reg S	EC	USD	118,101	59,050	0.02
Pakistan 8.25% 30/09/2025 Reg S	PK	USD	53,805	56,603	0.02
Ghana 7.625% 16/05/2029 Reg S	GH	USD	58,168	54,131	0.02
Sri Lanka 7.85% 14/03/2029 Reg S	LK	USD	97,867	53,824	0.02
Kenya 7.25% 28/02/2028 Reg S	KE	USD	50,897	53,420	0.02
Nigeria 7.625% 28/11/2047 Reg S	NG	USD	58,168	53,286	0.02
Oman 6.75% 28/10/2027 Reg S	OM	USD	51,769	50,381	0.02
South Africa 4.30% 12/10/2028	ZA	USD	50,897	49,561	0.02
Oman 5.375% 08/03/2027 Reg S	OM	USD	53,587	49,284	0.02
Ukraine 7.375% 25/09/2032 Reg S	UA	USD	50,460	48,611	0.02
Sri Lanka 5.75% 18/04/2023 Reg S	LK	USD	82,816	48,032	0.02
Turkey 7.625% 26/04/2029	TR	USD	47,407	47,899	0.02
Ghana 6.375% 11/02/2027 Reg S	GH	USD	51,013	47,638	0.02
South Africa 5.875% 22/06/2030	ZA	USD	44,751	47,404	0.02
Oman 6.00% 01/08/2029 Reg S	OM	USD	50,897	46,647	0.02
Ukraine 7.75% 01/09/2023 Reg S	UA	USD	43,626	45,507	0.02
Serbia 3.125% 15/05/2027 Reg S	RS	EUR	33,301	42,290	0.02
El Salvador 8.625% 28/02/2029 Reg S	SV	USD	47,116	41,180	0.01
Kenya 8.00% 22/05/2032 Reg S	KE	USD	38,027	40,102	0.01
Angola 9.50% 12/11/2025 Reg S	AO	USD	46,389	40,009	0.01
Sri Lanka 6.85% 14/03/2024 Reg S	LK	USD	66,093	37,676	0.01
Kenya 8.25% 28/02/2048 Reg S	KE	USD	36,355	37,265	0.01
Sri Lanka 7.55% 28/03/2030 Reg S	LK	USD	66,893	36,731	0.01
Egypt 16.10% 07/05/2029	EG	EGP	528,554	36,252	0.01
Ukraine 0.00% VRN 31/05/2040	UA	USD	39,263	34,159	0.01
Nigeria 7.875% 16/02/2032 Reg S	NG	USD	34,901	33,999	0.01
Gabon 6.375% 12/12/2024 Reg S	GA	USD	34,901	33,401	0.01
Angola 8.00% 26/11/2029 Reg S	AO	USD	42,826	33,234	0.01
Honduras 5.625% 24/06/2030 Reg S	HN	USD	28,720	31,879	0.01
Azerbaijan 3.50% 01/09/2032 Reg S	AZ	USD	31,992	31,092	0.01
Ghana 7.875% 26/03/2027 Reg S	GH	USD	27,630	26,932	0.01
Belarus 5.875% 24/02/2026 Reg S	BY	USD	28,139	26,842	0.01
Oman 4.75% 15/06/2026 Reg S	OM	USD	29,084	26,711	0.01
Ghana 8.627% 16/06/2049 Reg S	GH	USD	29,084	25,637	0.01
Sri Lanka 6.85% 03/11/2025 Reg S	LK	USD	45,225	25,328	0.01
Romania 4.00% 14/02/2051 Reg S	RO	USD	24,489	25,028	0.01
Trinidad & Tobago 4.50% 30/06/2030 Reg S	TT	USD	23,921	24,310	0.01
Argentina 0.125% 09/07/2030	AR	EUR	58,679	24,006	0.01
Kenya 11.75% 08/10/2035	KE	KES	2,315,069	21,998	0.01
El Salvador 7.625% 01/02/2041 Reg S	SV	USD	27,121	20,910	0.01
Abu Dhabi 2.70% 02/09/2070 Reg S	AE	USD	21,231	19,445	0.01
Dominican Republic Bond 5.875% 30/01/2060 Reg S	DO	USD	19,704	18,916	0.01
Dominican Republic Bond 6.85% 27/01/2045 Reg S	DO	USD	17,450	18,707	0.01
El Salvador 9.50% 15/07/2052 Reg S	SV	USD	20,684	18,016	0.01
Indonesia 4.45% 15/04/2070	ID	USD	15,100	17,903	0.01
Ghana 10.75% 14/10/2030 Reg S	GH	USD	14,542	17,875	0.01
US Treasury 0.625% 15/08/2030	US	USD	17,515	17,134	0.01
Dominican Republic Bond 5.50% 27/01/2025 Reg S	DO	USD	15,996	17,116	0.01
Angola 9.375% 08/05/2048 Reg S	AO	USD	21,205	16,328	0.01
UK Treasury 5.00% 07/03/2025	GB	GBP	10,172	16,085	0.01
Bahrain 7.375% 14/05/2030 Reg S	BH	USD	14,396	15,990	0.01
Ukraine 7.75% 01/09/2025 Reg S	UA	USD	14,542	14,944	0.01
Ukraine 7.75% 01/09/2026 Reg S	UA	USD	14,542	14,763	0.01
Ghana 8.125% 18/01/2026 Reg S	GH	USD	14,542	14,693	0.01
Nigeria 7.143% 23/02/2030 Reg S	NG	USD	14,542	14,087	0.01
South Africa 5.75% 30/09/2049	ZA	USD	14,542	13,157	0.00
Zambia 5.375% 20/09/2022 Reg S	ZM	USD	28,877	12,758	0.00
El Salvador 8.625% 28/02/2029 144A	SV	USD	14,542	12,710	0.00
Dominican Republic Bond 6.875% 29/01/2026 Reg S	DO	USD	10,761	12,160	0.00
Ghana 8.95% 26/03/2051 Reg S	GH	USD	13,379	12,063	0.00
Saudi Arabia 4.50% 22/04/2060 Reg S	SA	USD	9,598	11,698	0.00
South Africa 6.25% 08/03/2041	ZA	USD	11,634	11,509	0.00
Turkey 4.875% 16/04/2043	TR	USD	14,615	10,714	0.00
Turkey 6.625% 17/02/2045	TR	USD	9,694	8,361	0.00
Argentina 1.00% 09/07/2029	AR	USD	19,841	8,174	0.00
Sri Lanka 6.75% 18/04/2028 Reg S	LK	USD	14,542	7,853	0.00
Turkey 5.75% 11/05/2047	TR	USD	9,694	7,543	0.00
Argentina 0.125% 09/07/2041	AR	USD	21,813	7,340	0.00
South Africa 6.30% 22/06/2048	ZA	USD	6,689	6,441	0.00
Zambia 8.50% 14/04/2024 Reg S	ZM	USD	14,542	6,418	0.00
Armenia 3.95% 26/09/2029 Reg S	AM	USD	5,380	5,094	0.00
Dominican Republic Bond 5.95% 25/01/2027 Reg S	DO	USD	4,290	4,687	0.00
South Africa 5.65% 27/09/2047	ZA	USD	4,363	3,955	0.00
Ecuador 0.00% 31/07/2030 Reg S	EC	USD	6,715	3,106	0.00
Jordan 5.75% 31/01/2027 Reg S	JO	USD	1,745	1,805	0.00
Sri Lanka 6.25% 27/07/2021 Reg S	LK	USD	1,600	1,268	0.00
Argentina 0.500% 09/07/2029	AR	EUR	2,311	1,025	0.00
				44,160,568	15.86

폐쇄형 펀드

	국가 코드	CCY	주식 또는 명목	시가(USD)	% 순자산
International Public Partnerships	GB	GBP	973,739	2,119,202	0.76
Greencoat UK Wind Funds	GB	GBP	1,188,856	2,076,059	0.75
Starwood European Real Estate Finance	GB	GBP	968,322	1,072,523	0.39
Chenavari Toro Income Fund	GB	EUR	1,485,398	912,872	0.33
Axiom European Financial Debt Fund	GB	GBP	785,570	890,458	0.32
CVC Credit Partners European Opportunities	GB	GBP	606,753	735,713	0.26
TwentyFour Income Fund	GB	GBP	539,842	723,815	0.26

현재 투자종목 명세서서 2020년 10월 31일

	국가 코드	CCY	주식 또는 명목	시가(USD)	% 순자산
Owl Rock Capital	US	USD	43,280	490,796	0.18
KKV Secured Loan Fund	GB	GBP	1,696,119	291,134	0.10
KKV Secured Loan Fund C	GB	GBP	508,458	220,000	0.08
				9,532,572	3.42

개방형 펀드

Fidelity ILF - The US Dollar Fund - A-ACC-USD	IE	USD	406	7,366,189	2.65
Assenagon Alpha Volatility	LU	EUR	3,271	4,546,428	1.63
				11,912,617	4.28

커뮤니케이션 서비스

Verizon Communications 4.812% 15/03/2039	US	USD	350,308	455,591	0.16
CK Hutchison Group Telecom 1.50% 17/10/2031	LU	EUR	272,469	337,306	0.12
Cellnex Telecom 1.875% 26/06/2029	ES	EUR	245,216	291,664	0.10
T-Mobile US	US	USD	2,394	260,062	0.09
Verizon Communications	US	USD	3,246	184,750	0.07
Vodafone Group 6.25% VRN 03/10/2078	GB	USD	164,645	178,022	0.06
KDDI	JP	JPY	4,344	117,483	0.04
Tower Bersama Infrastructure 4.25% 21/01/2025	ID	USD	109,810	110,887	0.04
LG Uplus	KR	KRW	10,468	102,451	0.04
AT&T 4.50% 15/05/2035	US	USD	77,068	90,115	0.03
AT&T	US	USD	2,442	65,509	0.02
China Mobile	HK	HKD	9,673	59,163	0.02
Safaricom	KE	KES	82,921	23,512	0.01
Tele2	SE	SEK	1,975	23,448	0.01
Spark New Zealand	NZ	NZD	7,749	23,039	0.01
Telenor	NO	NOK	1,373	21,190	0.01
NTT DoCoMo	JP	JPY	505	18,825	0.01
Koninklijke KPN	NL	EUR	4,357	11,777	0.00
Softbank	JP	JPY	923	10,735	0.00
Turk Telekomunikasyon 4.875% 19/06/2024 Reg S	TR	USD	7,126	6,903	0.00
Dr Peng Holding HongKong 7.55% 01/12/2021	HK	USD	9,758	6,757	0.00
Converge ICT Solutions	PH	PHP	16,415	5,013	0.00
Turkcell Iletisim Hizmetleri 5.75% 15/10/2025 Reg S	TR	USD	1,454	1,452	0.00
				2,405,654	0.86

증권 자격 취득 또는 기타 통제 된 시장 에서 죽음을 맞게

에너지

Tengizchevroil Finance 2.625% 15/08/2025 Reg S	BM	USD	297,762	299,288	0.11
Diamondback Energy 3.50% 01/12/2029	US	USD	236,458	235,548	0.08
Energy Transfer Operating 5.80% 15/06/2038	US	USD	140,123	143,202	0.05
Crestwood Midstream Ptrs. 5.625% 01/05/2027 144A	US	USD	131,772	115,392	0.04
Neptune Energy Bondco 6.625% 15/05/2025 144A	GB	USD	87,848	76,665	0.03
Petroleos Mexicanos 6.875% 04/08/2026	MX	USD	70,019	67,386	0.02
Hilcorp Finance 6.25% 01/11/2028 144A	US	USD	55,893	51,395	0.02
Targa Resources Partners 5.50% 01/03/2030 144A	US	USD	41,179	41,432	0.01
Tengizchevroil Finance 3.25% 15/08/2030 Reg S	BM	USD	37,009	37,526	0.01
Petroleos Mexicanos 5.35% 12/02/2028	MX	USD	43,626	37,319	0.01
Aker BP 5.875% 31/03/2025 144A	NO	USD	35,311	36,488	0.01
Endeavor Energy 6.625% 15/07/2025 144A	US	USD	32,284	33,545	0.01
PDC Energy 5.75% 15/05/2026	US	USD	27,452	25,925	0.01
Odebrecht Drilling Norbe 6.35% 01/12/2021 Reg S	KY	USD	26,666	24,800	0.01
Petroleos Mexicanos 6.49% 23/01/2027	MX	USD	24,253	22,558	0.01
Geopark 5.50% 17/01/2027 Reg S	BM	USD	23,776	20,983	0.01
Petroleos Mexicanos 6.84% 23/01/2030	MX	USD	16,869	15,081	0.01
Oil and Gas Holding 7.50% 25/10/2027 Reg S	BH	USD	11,924	12,612	0.00
Petroleos Mexicanos 5.625% 23/01/2046	MX	USD	14,542	10,772	0.00
Vivo Energy 5.125% 24/09/2027 Reg S	NL	USD	5,671	5,919	0.00
YPF 8.50% 23/03/2025 Reg S	AR	USD	8,609	5,553	0.00
Tecpetrol 4.875% 12/12/2022 Reg S	AR	USD	2,036	1,908	0.00
				1,321,297	0.47

유틸리티

APT Pipelines 4.25% 15/07/2027 Reg S	AU	USD	315,277	354,025	0.13
Iberdrola	ES	EUR	16,517	194,839	0.07
Comision Federal de Electric 5.00% 30/07/2049 EMTN	MX	USD	181,829	190,012	0.07
Exelon Generation 5.60% 15/06/2042	US	USD	157,639	178,669	0.06
Exelon 4.70% 15/04/2050	US	USD	140,123	177,116	0.06
Talen Energy Supply 7.625% 01/06/2028 144A	US	USD	116,893	114,628	0.04
Endesa	ES	EUR	3,807	102,061	0.04
AES Andres 7.95% 11/05/2026 Reg S	NL	USD	79,612	80,907	0.03
Pattern Energy 4.50% 15/08/2028 144A	US	USD	72,859	76,101	0.03
Infraestr. Energetica Nova 4.75% 15/01/2051 Reg S	MX	USD	58,168	54,881	0.02
Enagas	ES	EUR	1,106	23,873	0.01
Talen Energy 10.50% 15/01/2026 144A	US	USD	21,962	15,030	0.01
Empresa Electrica Guacolda 4.56% 30/04/2025 Reg S	CL	USD	13,626	10,865	0.00
Consorcio 4.70% 16/04/2034 Reg S	PE	USD	8,943	10,663	0.00
AES Gener 7.125% VRN 26/03/2079 Reg S	CL	USD	7,780	8,077	0.00
Generacion Mediterranea 9.625% 27/07/2023 Reg S	AR	USD	11,491	5,881	0.00
Kallpa Generacion 4.875% 24/05/2026 Reg S	PE	USD	2,908	3,144	0.00
Energuate Trust 5.875% 03/05/2027 Reg S	KY	USD	1,745	1,800	0.00
Infraestructura Energetica 3.75% 14/01/2028 Reg S	MX	USD	1,600	1,595	0.00
Empresa Distribuidora 9.75% 25/10/2022 Reg S	AR	USD	2,036	1,527	0.00
				1,605,694	0.58

소재

Votorantim 7.25% 05/04/2041 Reg S	LU	USD	143,487	183,665	0.07
Braskem America 7.125% 22/07/2041 Reg S	US	USD	167,924	179,889	0.06
Olin 9.50% 01/06/2025 144A	US	USD	77,416	91,650	0.03
Methanex 5.25% 15/12/2029	CA	USD	87,848	88,771	0.03
First Quantum Minerals 7.25% 01/04/2023 144A	CA	USD	81,148	81,677	0.03
New Gold 7.50% 15/07/2027 144A	CA	USD	51,611	55,927	0.02
FMG Resources August 5.125% 15/05/2024 Reg S	AU	USD	49,963	53,555	0.02
Braskem Finance 6.45% 03/02/2024	KY	USD	17,735	18,950	0.01
First Quantum Minerals 6.875% 01/03/2026 144A	CA	USD	16,505	16,412	0.01
First Quantum Minerals 7.25% 01/04/2023 Reg S	CA	USD	12,701	12,784	0.00
Braskem Netherland 4.50% 31/01/2030 Reg S	NL	USD	13,088	12,104	0.00
First Quantuam Minerals 6.875% 15/10/2027 144A	CA	USD	11,191	11,191	0.00
First Quantum Minerals 6.875% 01/03/2026 Reg S	CA	USD	2,036	2,024	0.00
GTL Trade Finance 5.893% 29/04/2024 Reg S	VG	USD	1,454	1,604	0.00
Vedanta Resources 8.25% 07/06/2021 Reg S	GB	USD	582	511	0.00
				810,714	0.29

산업재

Delta Air Lines 7.00% 01/05/2025 144A	US	USD	280,246	305,981	0.11
Delta Air lines 4.50% 20/10/2025 144A	SU	USD	207,694	210,454	0.08
Global Ship Lease 9.875% 15/11/2022 144A	MH	USD	131,058	133,218	0.05
Avolon Holdings Funding 2.875% 15/02/2025 144A	KY	USD	140,123	132,321	0.05
LBC Tank Terminals 6.875% 15/05/2023 144A	NL	USD	104,319	104,385	0.04
Delta Air lines 4.75% 20/10/2028 144A	SU	USD	95,460	97,459	0.04
Autostrade per l'Italia 4.375% 16/09/2025 EMTN	IT	EUR	54,905	71,802	0.03
Empresa Trans. Pasajero 4.70% 07/05/2050 Reg S	CL	USD	56,132	68,362	0.02
Bombardier 7.50% 01/12/2024 144A	CA	USD	77,526	58,726	0.02
Elementia 5.50% 15/01/2025 Reg S	MX	USD	55,994	56,190	0.02
Ferrovial	ES	EUR	2,489	53,863	0.02
Prime Security Services 3.375% 31/08/2027 144A	US	USD	52,819	51,036	0.02
Ashtead Capital 4.00% 01/05/2028 144A	US	USD	40,285	42,098	0.02
XPO Logistics 6.25% 01/05/2025 144A	US	USD	37,445	39,868	0.01
Spirit Aerosystems 7.50% 15/04/2025 Reg S	US	USD	39,037	39,403	0.01
XPO Logistics 6.75% 15/08/2024 144A	US	USD	27,452	29,084	0.01
Mileage Plus 6.50% 20/06/2027 144A	US	USD	27,452	28,636	0.01
Stena International 6.125% 01/02/2025 144A	LU	USD	29,978	28,254	0.01
Prumo Investimentos 7.50% 31/12/2031 Reg S	BR	USD	19,498	20,838	0.01
Avolon Holdings Funding 4.375% 01/05/2026 144A	KY	USD	21,086	20,504	0.01
Stena International 3.75% 01/02/2025 Reg S	LU	EUR	18,283	19,937	0.01
DAE Funding 4.50% 01/08/2022 144A	US	USD	11,113	11,225	0.00
DAE Funding 5.00% 01/08/2024 Reg S	US	USD	2,181	2,208	0.00
				1,625,852	0.58

정보 기술

Dell International 8.10% 15/07/2036 144A	US	USD	293,686	397,525	0.14
Alphabet 2.05% 15/08/2050	US	USD	350,308	318,738	0.11
Microsoft 2.525% 01/06/2050	US	USD	287,252	292,811	0.11
Microsoft 2.675% 01/06/2060	US	USD	213,338	218,577	0.08
Adevinta 3.00% 15/11/2027 Reg S	NO	EUR	184,106	216,710	0.08
Hewlett Packard Enterprise 4.65% 01/10/2024	US	USD	159,460	180,145	0.06
IHS Netherlands 8.00% 18/09/2027 Reg S	NL	USD	140,862	144,031	0.05
Hurricane Finance 8.00% 15/10/2025 Reg S	GB	GBP	87,848	118,468	0.04
Fiserv 1.625% 01/07/2030	US	EUR	91,080	115,362	0.04
Apple 3.85% 04/08/2046	US	USD	77,068	94,733	0.03
ams 6.00% 31/07/2025 Reg S	AT	EUR	72,474	88,025	0.03
Sensata Technologies 3.75% 15/02/2031 144A	US	USD	85,103	84,358	0.03
PLT VII Finance 4.625% 05/01/2026 Reg S	LU	EUR	39,147	45,836	0.02
Unisys 6.875% 01/11/2027 144A	US	USD	39,147	40,566	0.01
Amadeus IT Group	ES	EUR	786	37,553	0.01
IHS Netherlands 7.125% 18/03/2025 Reg S	NL	USD	17,450	17,712	0.01
Twitter 0.25% 15/06/2024	US	USD	13,726	15,159	0.01
				2,426,309	0.87

소비재

Booking Holdings 4.625% 13/04/2030	US	USD	210,185	249,378	0.09
Charter Communications 5.75% 01/04/2048	US	USD	140,123	175,773	0.06
Wynn Resorts Capital 7.75% 15/04/2025 144A	US	USD	148,243	156,165	0.06
GEMS Education Delaware 7.125% 31/07/2026 Reg S	SU	USD	143,765	142,507	0.05
Brookfield Residential Pty 4.875% 15/02/2030 144A	CA	USD	148,243	141,062	0.05
LCPR Senior Secured Fin 6.75% 15/10/2027 144A	IE	USD	123,469	131,340	0.05
Burger King 4.00% 15/10/2030 144A	CA	USD	109,810	109,261	0.04
Nordstrom 8.75% 15/05/2025 144A	US	USD	87,189	95,176	0.03
Mattel 6.75% 31/12/2025 144A	US	USD	82,357	86,702	0.03
Altice France Holding 8.00% 15/05/2027 Reg S	LU	EUR	65,886	80,737	0.03
Sally Capital 8.75% 30/04/2025 144A	US	USD	73,298	80,719	0.03
VTR Finance 6.375% 15/07/2028 Reg S	NL	USD	75,519	80,711	0.03
Ashton Woods Finance 9.875% 01/04/2027 144A	US	USD	70,004	77,953	0.03
Sands China 3.80% 08/01/2026 Reg S	KY	USD	66,559	68,345	0.02
Yum! Brands 7.75% 01/04/2025 144A	US	USD	60,560	66,680	0.02
Radiate Holco 4.50% 15/09/2026 144A	US	USD	65,117	65,589	0.02

현재 투자종목 명세서서 2020년 10월 31일

	국가 코드	CCY	주식 또는 명목	시가(USD)	% 순자산
Hilton Domestic Operating 4.875% 15/01/2030	US	USD	63,141	65,074	0.02
Lennar 5.00% 15/06/2027	US	USD	54,905	62,866	0.02
Macy's 8.375% 15/06/2025 144A	US	USD	58,913	61,596	0.02
DISH Network 3.375% 15/08/2026	US	USD	65,886	58,889	0.02
Radiate Holdco 6.50% 15/09/2028 144A	US	USD	51,062	52,785	0.02
Dave & Busters 7.625% 01/11/2025 144A	US	USD	49,524	48,719	0.02
United Group 3.625% 15/02/2028 Reg S	NL	EUR	43,924	47,914	0.02
Cirsa Finance Int'l 6.25% 20/12/2023 Reg S	LU	EUR	38,433	39,868	0.01
FXI Holding 12.25% 15/11/2026 144A	US	USD	27,452	28,804	0.01
Altice Financing 7.50% 15/05/2026 144A	LU	USD	27,452	28,688	0.01
Grubhub 5.50% 01/07/2027 144A	US	USD	27,288	28,413	0.01
Tesla 2.00% 15/05/2024	US	USD	4,392	27,343	0.01
Wynn Macau 5.125% 15/12/2029 Reg S	KY	USD	27,883	25,856	0.01
Industria de Diseno Textil	ES	EUR	759	18,744	0.01
Wyndham Hotels & Resorts 5.375% 15/04/2026 144A	US	USD	13,397	13,665	0.00
Sands China 4.375% 18/06/2030 Reg S	KY	USD	9,888	10,166	0.00
				2,427,488	**0.87**
소비재					
Keurig Dr Pepper 4.985% 25/05/2038	US	USD	294,259	378,373	0.14
Mars 4.20% 01/04/2059 144A	US	USD	120,716	154,941	0.06
Kraft Heinz Foods 7.125% 01/08/2039	US	USD	82,357	111,085	0.04
Albertsons 7.50% 15/03/2026 144A	US	USD	83,730	92,930	0.03
Del Mont Foods 11.875% 15/05/2025 144A	US	USD	75,110	80,227	0.03
Walnut Bidco 6.75% 01/08/2024 Reg S	GB	EUR	54,905	62,086	0.02
New Albertsons 8.00% 01/05/2031	US	USD	46,669	53,909	0.02
Fresh Market 9.75% 01/05/2023 144A	US	USD	54,356	52,114	0.02
Sigma Holdco 7.875% 15/05/2026 144A	NL	USD	49,414	48,788	0.02
United Natural Foods 6.75% 15/10/2028 144A	US	USD	45,626	46,253	0.02
Rite Aid 8.00% 15/11/2026 144A	US	USD	32,943	33,066	0.01
Coty 4.00% 15/04/2023 Reg S	US	EUR	34,316	32,753	0.01
Walnut Bidco 9.125% 01/08/2024 Reg S	GB	USD	29,084	29,867	0.01
Rite Aid 7.50% 01/07/2025 144A	US	USD	21,962	21,978	0.01
				1,198,370	**0.43**
건강					
Takeda Pharmaceutical 3.025% 09/07/2040	JP	USD	251,101	257,828	0.09
Royalty Pharma 3.30% 02/09/2040 144A	GB	USD	238,209	235,131	0.08
Bristol-Myers Squibb 4.35% 15/11/2047	US	USD	140,123	179,436	0.06
AstraZeneca 1.375% 06/08/2030	GB	USD	129,614	125,516	0.05
Roche Holdings 4.00% 28/11/2044 144A	US	USD	84,074	109,447	0.04
Bausch Health Americas 8.50% 31/01/2027 144A	US	USD	98,829	108,082	0.04
Bayer US Finance II 4.625% 25/06/2038 144A	US	USD	84,074	98,523	0.04
AbbVie 3.20% 21/11/2029 144A	US	USD	56,049	61,550	0.02
Select Medical 6.25% 15/08/2026 144A	US	USD	43,924	46,407	0.02
				1,221,920	**0.44**
금융					
Bank of America 2.676% VRN 19/06/2041 MTN	US	USD	350,308	353,491	0.13
Nordea Bank 4.625% VRN 13/09/2033 144A	FI	USD	311,774	352,951	0.13
UniCredit 2.20% VRN 22/07/2027 EMTN	IT	EUR	280,246	333,629	0.12
Goldman Sachs Group 4.223% VRN 01/05/2029	US	USD	280,246	327,427	0.12
Commerzbank 8.125% 19/09/2023 Reg S	DE	USD	280,246	321,866	0.12
Credit Suisse Group 3.869% VRN 12/01/2029 144A	CH	USD	280,246	312,274	0.11
Intesa Sanpaolo 2.125% 26/05/2025 EMTN	IT	EUR	236,598	294,219	0.11
Discover Bank 2.70% 06/02/2030	US	USD	280,246	292,952	0.11
Park Aerospace Holdings 5.25% 15/08/2022 144A	KY	USD	245,873	253,345	0.09
Mitsubishi UFJ Financial Group 3.777% 02/03/2025	JP	USD	203,179	227,042	0.08
Morgan Stanley 2.699% VRN 22/01/2031 GMTN	US	USD	210,185	224,222	0.08
Bevco Lux Sarl 1.50% 16/09/2027	LU	EUR	169,619	200,217	0.07
UBS Group 3.491% 23/05/2023 Reg S	CH	USD	157,639	164,363	0.06
Westpac Banking 4.322% VRN 23/11/2031 GMTN	AU	USD	140,123	157,767	0.06
JPMorgan Chase & Co. 2.956% VRN 13/05/2031	US	USD	145,378	154,896	0.06
Oversea-Chinese Bkg 1.832% VRN 10/09/2030 Reg S	SG	USD	145,378	145,097	0.05
ANZ 2.95% VRN 22/07/2030 Reg S	AU	USD	136,620	141,809	0.05
Sumitomo Mitsui Fin. Group 0.465% 30/05/2024 EMTN	JP	EUR	91,080	107,525	0.04
Caixa Geral de Depositos 10.75% VRN (Perpetual)	PT	EUR	76,867	96,158	0.03
Citigroup 3.887% VRN 10/01/2028	US	USD	77,068	87,034	0.03
BPCE 3.50% 23/10/2027 144A	FR	USD	70,062	77,156	0.03
Banco BPM 6.125% VRN (Perpetual)	IT	EUR	68,631	72,145	0.03
Global Bank 5.25% VRN 16/04/2029 Reg S	PA	USD	60,395	64,344	0.02
Banco Nacional de Panama 2.50% 11/08/2030 Reg S	PA	USD	64,493	64,157	0.02
IKB Deutsche Industriebank 4.00% VRN 31/01/2028	DE	EUR	54,905	60,563	0.02
Banco International 4.00% VRN 08/07/2030 Reg S	PE	USD	54,905	55,660	0.02
Yapi ve Kredi Bank 13.875% VRN (Perpetual) Reg S	TR	USD	47,843	50,713	0.02
Garfunkelux Holdco 3 6.75% 01/11/2025 Reg S	LU	EUR	41,892	48,050	0.02
Global Aircraft Leasing 6.50% 15/09/2024 144A	KY	USD	67,375	45,309	0.02
Newday Bondco 7.375% 01/02/2024 Reg S	GB	GBP	38,433	44,807	0.02
Global Aircraft Leasing 6.50% 15/09/2024 Reg S	KY	USD	39,267	26,407	0.01
Unifin Financiera 8.375% 27/01/2028 Reg S	MX	USD	29,084	23,325	0.01
Itau Unibanco Holding 4.625% VRN (Perpetual) Reg S	BR	USD	26,175	22,668	0.01
Citigroup 0.00% 21/12/2020 EMTN	PK	PKR	3,490,054	21,596	0.01
Alpha Holding 9.00% 10/02/2025 Reg S	MX	USD	25,521	19,147	0.01
Banco BTG Pactual 7.75% VRN 15/02/2029 Reg S	BR	USD	12,215	12,554	0.00
Banco Do Brasil 9.00% VRN (Perpetual) Reg S	BR	USD	10,179	11,101	0.00
				5,267,986	**1.89**
부동산					
Blackstone Property Partners 1.75% 12/03/2029 EMTN	LU	EUR	211,866	249,745	0.09
WEA Finance 3.50% 15/06/2029 144A	US	USD	210,185	208,934	0.08
Akelius 1.125% 11/01/2029 EMTN	NL	EUR	135,779	158,395	0.06
Mitsui Fudosan 3.65% 20/07/2027 Reg S	JP	USD	126,111	140,648	0.05
Equinix 3.00% 15/07/2050	US	USD	120,226	118,161	0.04
Yuzhou Properties 8.375% 30/10/2024	KY	USD	78,239	81,259	0.03
Merlin Properties Socimi REIT	ES	EUR	5,433	36,552	0.01
China Evergrande Group 8.90% 24/05/2021	KY	USD	7,271	6,960	0.00
MGM Growth 4.625% 15/06/2025 144A	US	USD	5,381	5,485	0.00
Agile Group Holdings 9.50% 23/11/2020	KY	USD	582	583	0.00
				1,006,722	**0.36**
정부					
US Treasury Infl. Indexed Bonds 0.125% 15/04/2025	US	USD	10,101,023	10,672,524	3.83
Italy 2.35% 15/09/2024	IT	EUR	2,695,641	3,642,744	1.31
US Treasury Infl. Indexed Bonds 0.25% 15/01/2025	US	USD	2,715,985	3,158,042	1.13
US Treasury Infl. Indexed Bonds 0.125% 15/10/2024	US	USD	1,729,279	1,847,504	0.66
Japan Inflation Linked Bond 0.10% 10/03/2027	JP	JPY	174,962,327	1,692,842	0.61
Japan 0.10% 10/03/2028	JP	JPY	159,170,960	1,528,675	0.55
Japan Inflation Linked Bond 0.10% 10/03/2024	JP	JPY	87,481,163	867,379	0.31
Spain Inflation Linked 0.65% 30/11/2027	ES	EUR	406,889	545,844	0.20
Japan 0.20% 10/03/2030	JP	JPY	36,620,022	351,683	0.13
Panama 4.50% 01/04/2056	PA	USD	50,059	61,948	0.02
Mexico 5.00% 27/04/2051	MX	USD	33,409	38,203	0.01
Bermuda 3.375% 20/08/2050 Reg S	BM	USD	33,664	35,306	0.01
Pakistan 6.875% 05/12/2027 Reg S	PK	USD	23,267	22,833	0.01
Surinam 9.25% 26/10/2026 Reg S	SR	USD	34,101	18,244	0.01
Ukraine 16.75% 16/06/2021	UA	UAH	383,397	14,055	0.01
Ukraine 15.84% 26/02/2025	UA	UAH	350,096	13,821	0.00
Ghana 24.75% 19/07/2021	GH	GHS	67,693	12,206	0.00
Ukraine 15.70% 20/01/2021	UA	UAH	162,288	5,786	0.00
Ukraine 18.00% 24/03/2021	UA	UAH	151,236	5,487	0.00
Argentina 0.125% 09/01/2038	AR	EUR	11,006	4,488	0.00
Ukraine 16.75% 02/06/2021	UA	UAH	101,793	3,711	0.00
				24,543,325	**8.81**
개방형 펀드					
Fidelity Active STrategy - Global Fund -Y- ACC-GBP	LU	GBP	3,371	717,857	0.26
				717,857	**0.26**
주식 연계 채권					
BNP (Zhejiang Supor Cookware (A)) ELN 24/02/2023	CN	USD	1,096	11,566	0.00
CITI (Vincom Retail (A)) ELN 19/02/2020	VN	USD	4,367	4,750	0.00
HSBC (Midea Group (A)) ELN 23/11/2020	CN	USD	208	2,428	0.00
				18,744	**0.01**
커뮤니케이션 서비스					
AT&T 3.50% 15/09/2053 Reg S	US	USD	230,082	218,582	0.08
Kenbourne Invest 6.875% 26/11/2024 Reg S	LU	USD	149,555	156,472	0.06
Comunicaciones Celulares 6.875% 06/02/2024 Reg S	KY	USD	109,810	112,567	0.04
Windstream 7.75% 15/08/2028 144A	US	USD	86,091	83,293	0.03
Cellnex Telecom	ES	EUR	1,229	78,948	0.03
Telecom Italia Capital 6.00% 30/09/2034	LU	USD	54,905	63,827	0.02
DKT Finance ApS 7.00% 17/06/2023 Reg S	DK	EUR	34,425	40,484	0.01
Virgin Media 5.00% 15/07/2030 144A	GB	USD	35,469	35,336	0.01
VTR Comunications 5.125% 15/01/2028 Reg S	CL	USD	28,825	30,529	0.01
DKT Finance 9.375% 17/06/2023 144A	DK	USD	20,589	21,029	0.01
				841,067	**0.30**
목록에 없음					
에너지					
Nostrum O&G 8.00% 25/07/2022 Reg S (Defaulted)	NL	USD	31,047	8,227	0.00
PDVSA 5.50% 12/04/2037 (Defaulted)	VE	USD	154,144	6,012	0.00
Nostrum Oil & Gas Finance 7.00% 16/02/2025 Reg S	NL	USD	16,796	4,283	0.00
PDVSA 6.00% 15/11/2026 Reg S (Defaulted)	VE	USD	43,626	1,701	0.00
Mesquite Energy 7.25% (Perpetual) (Defaulted)	US	USD	74,122	741	0.00
PDVSA 6.00% 16/05/2024 Reg S (Defaulted)	VE	USD	5,817	238	0.00
PDVSA 9.00% 17/11/2021 Reg S (Defaulted)	VE	USD	5,817	227	0.00
PDVSA 12.75% 17/02/2022 Reg S (Defaulted)	VE	USD	5,817	227	0.00
Lebanon 7.00% 22/04/2031 (Defaulted)	LB	USD	1,018	149	0.00
				21,805	**0.01**
소재					
Sino-Forest 6.25% 21/10/2017 144A (Defaulted)*	CA	USD	20,969	0	0.00

현재 투자종목 명세서 2020년 10월 31일

	국가 코드	CCY	주식 또는 명목	시가(USD)	% 순자산
Sino Forest 0.00% 28/07/2014 (Defaulted)*	CA	USD	1,920	0	0.00
				0	0.00
산업재					
Jain Int'l Trading 7.125% 01/02/2022 (Defaulted)	NL	USD	10,979	2,141	0.00
Blue Skyview 15.758% VRN (Perpetual) (Defaulted)	VG	USD	2,908	732	0.00
ITNL Offshore 7.50% 18/01/2021 (Defaulted)	SG	CNY	19,486	364	0.00
				3,237	0.00
정보 기술					
Bytedance*	CN	USD	79	4,935	0.00
Sensetime Group*	CN	USD	11,886	4,203	0.00
				9,138	0.00
소비재					
JC Penney 5.875% 01/07/2023 144A (Defaulted)	US	USD	82,357	23,891	0.01
MYT Holding LLC (Pref'd)	US	USD	8,551	8,251	0.00
Top Wise Excellence 6.00% 16/03/2020 (Defaulted)	VG	USD	5,671	615	0.00
				32,757	0.01
건강					
21St Century Oncology*	US	USD	132	3,086	0.00
				3,086	0.00
금융					
Stoneway Cap. 10.00% 01/03/2027 Reg S (Defaulted)	CA	USD	114,438	40,339	0.01
Tianjin State-OCI. & Management. 1.60% 17/12/2039*	CN	USD	16,601	3,403	0.00
Yihua Overseas Invest. 8.50% 23/10/2020 (Defaulted)	VG	USD	4,435	355	0.00
Highbridge Multi Strategy Fund*	GB	GBP	662,531	9	0.00
Bulgaria Steel Fin. 12.00% 04/05/2013 (Defaulted)*	NL	EUR	873	0	0.00
				44,106	0.02
부동산					
Intu SGS Fin. 3.875% 17/03/2023 EMTN (Defaulted)	GB	GBP	297,762	223,478	0.08
Intu Debenture 5.562% 31/12/2027 (Defaulted)	GB	GBP	10,840	7,372	0.00
JGC Ventures 10.75% 30/08/2021 (Defaulted)	SG	USD	7,853	3,220	0.00
				234,070	0.08
정부					
Lebanon 6.85% 25/05/2029 (Defaulted) EMTN	LB	USD	101,130	14,917	0.01
Lebanon 6.65% 26/02/2030 GMTN (Defaulted)	LB	USD	76,042	11,216	0.00
Lebanon 8.20% 17/05/2033 (Defaulted)	LB	USD	75,618	10,776	0.00
Ghana 19.50% 09/11/2020	GH	GHS	51,187	8,875	0.00
Lebanon 6.75% 29/11/2027 (Defaulted)	LB	USD	49,972	7,423	0.00
Lebanon 6.20% 26/02/2025 (Defaulted) GMTN	LB	USD	36,936	5,513	0.00
Lebanon 6.85% 23/03/2027 (Defaulted)	LB	USD	30,320	4,521	0.00
Lebanon 7.05% 02/11/2035 GMTN (Defaulted)	LB	USD	29,084	4,397	0.00
Lebanon 8.25% 17/05/2034 (Defaulted)	LB	USD	29,084	4,144	0.00
Lebanon 6.375% 09/03/2020 GMTN (Defaulted)	LB	USD	21,958	3,809	0.00
Lebanon 7.25% 23/03/2037 (Defaulted)	LB	USD	23,921	3,607	0.00
Venezuela 7.00% 31/03/2038 (Defaulted)	VE	USD	34,901	3,368	0.00
Lebanon 7.15% 20/11/2031 GMTN (Defaulted)	LB	USD	21,813	3,186	0.00
Lebanon 6.25% 12/06/2025 (Defaulted)	LB	USD	19,413	2,891	0.00
Lebanon 6.40% 26/05/2023 GMTN (Defaulted)	LB	USD	12,142	1,824	0.00
Lebanon 6.15% 19/06/2020 GMTN (Defaulted)	LB	USD	10,179	1,723	0.00
Lebanon 6.65% 22/04/2024 (Defaulted)	LB	USD	10,107	1,510	0.00
Venezuela 9.00% 07/05/2023 (Defaulted)	VE	USD	14,542	1,403	0.00
Lebanon 6.10% 04/10/2022 EMTN (Defaulted)	LB	USD	8,289	1,279	0.00
Lebanon 8.25% 12/04/2021 Reg S (Defaulted)	LB	USD	6,689	1,081	0.00
Lebanon 6.25% 04/11/2024 GMTN (Defaulted)	LB	USD	7,053	1,049	0.00
Lebanon 6.00% 27/01/2023 (Defaulted)	LB	USD	6,253	945	0.00
Lebanon 6.65% 03/11/2028 GMTN (Defaulted)	LB	USD	4,581	678	0.00
				100,135	0.04
커뮤니케이션 서비스					
Intelsat Jackson 8.00% 15/02/2024 144A (Defaulted)	LU	USD	75,220	76,505	0.03
Frontier Comm. 9.25% 01/07/2021 (Defaulted)	US	USD	71,376	27,520	0.01
Frontier Comm. 10.50% 15/09/2022 (Defaulted)	US	USD	54,905	22,704	0.01
				126,729	0.05
단주				12	0.00
총 투자 (비용 USD 202,755,611)				203,264,656	73.00

	CCY	기본 노출	미실현 이익 / (손실) USD	% 순자산
차액 거래 계약				
UBS Bbg Cm-Bcom Er ()	USD	4,659,656	4,590	0.00
Oracle (GS)	USD	62,057	410	0.00
베트남 Tech. & Commercial Joint Stock Bank (MS)	USD	4,599	(297)	(0.00)
Tripadvisor (UBS)	USD	9,360	(884)	(0.00)
Johnson & Johnson (GS)	USD	61,495	(989)	(0.00)
Fidelity National Information Services Svcs (GS)	USD	28,064	(1,842)	(0.00)
Sandvik (UBS)	SEK	882,574	(8,582)	(0.00)
			(7,594)	(0.00)

	CCY	기본 노출	미실현 이익 / (손실) USD	% 순자산
신용 디폴트 스왑 (Credit Default Swap)				
매도 보호 CDX NA HY S35 5 년 20/12/202	USD	411,787	47,876	0.02
매수 보호 브라질 4.25% 20/12/2025	USD	341,734	19,425	0.01
매수 보호 CDX EM CDSI S33 5 년 20/06/202	USD	173,049	5,473	0.00
매도 보호 인도네시아 3.7% 20/06/2025	USD	63,778	336	0.00
매수 보호 CDX EM CDSI S34 5 year 20/12/202	USD	1,454	82	0.00
매도 보호 Stena 7% 20/12/2024	EUR	7,851	(766)	(0.00)
매수 보호 CDX NA HY S35 5 년 20/12/202	USD	385,339	(13,693)	(0.00)
매도 보호 South Africa 5.875% 20/06/2025	USD	235,579	(16,844)	(0.01)
매수 보호 iTraxx Xover S34 20/12/2025	EUR	455,400	(31,885)	(0.01)
매도 보호 터키 11.875% 20/12/2025	USD	304,071	(59,946)	(0.02)
			(49,942)	(0.02)

		기본 노출 USD	미실현 이익 / (손실) USD	% 순자산
선물환 계약				
구입 USD 판매 GBP 에 1.32877 11/12/2020		17,018,328	432,810	0.16
구입 USD 판매 EUR 에 1.18193 19/11/2020		24,132,262	341,017	0.12
구입 USD 판매 EUR 에 1.18755 11/12/2020		7,592,994	139,636	0.05
구입 USD 판매 EUR 에 1.18387 25/11/2020		6,143,372	96,232	0.03
구입 USD 판매 NOK 에 0.10847 19/11/2020		2,373,345	81,824	0.03
구입 USD 판매 GBP 에 1.30407 19/11/2020		9,547,244	62,596	0.02
구입 USD 판매 EUR 에 1.18657 12/11/2020		2,984,743	54,529	0.02
구입 USD 판매 NOK 에 0.11326 12/11/2020		566,745	45,414	0.02
구입 USD 판매 NOK 에 0.10798 25/11/2020		1,144,979	34,159	0.01
구입 USD 판매 NOK 에 0.10910 12/11/2020		649,383	26,244	0.01
구입 USD 판매 AUD 에 0.72088 19/11/2020		949,762	24,068	0.01
구입 USD 판매 EUR 에 1.18193 12/11/2020		1,410,994	20,155	0.01
구입 USD 판매 CAD 에 0.76066 25/11/2020		1,329,398	17,049	0.01
구입 USD 판매 CAD 에 0.75930 12/11/2020		1,522,976	16,827	0.01
구입 USD 판매 NOK 에 0.10928 19/11/2020		394,664	16,629	0.01
구입 USD 판매 AUD 에 0.71980 12/11/2020		670,602	15,989	0.01
구입 NZD 판매 USD 에 1.53290 12/11/2020		1,053,259	15,897	0.01
구입 JPY 판매 USD 에 105.54450 25/11/2020		1,601,483	15,412	0.01
구입 USD 판매 GBP 에 1.30466 12/11/2020		2,111,435	14,888	0.01
구입 USD 판매 AUD 에 0.72572 12/11/2020		432,632	13,963	0.01
구입 USD 판매 EUR 에 1.17171 06/11/2020		2,456,919	13,875	0.00
구입 USD 판매 AUD 에 0.73302 12/11/2020		325,017	13,861	0.00
구입 USD 판매 CHF 에 1.10490 25/11/2020		1,052,024	12,327	0.00
구입 USD 판매 AUD 에 0.71730 19/11/2020		568,001	11,506	0.00
구입 USD 판매 DKK 에 0.15941 12/11/2020		604,040	11,058	0.00
구입 USD 판매 EUR 에 1.18412 12/11/2020		684,089	11,057	0.00
구입 USD 판매 CAD 에 0.76274 19/11/2020		668,103	10,432	0.00
구입 USD 판매 GBP 에 1.31756 12/11/2020		569,755	9,692	0.00
구입 USD 판매 SEK 에 0.11580 12/11/2020		326,500	9,544	0.00
구입 USD 판매 SEK 에 0.11410 12/11/2020		658,164	9,295	0.00
구입 USD 판매 EUR 에 1.17312 12/11/2020		1,305,023	8,775	0.00
구입 USD 판매 SEK 에 0.11438 12/11/2020		498,196	8,302	0.00
구입 USD 판매 EUR 에 1.18495 06/11/2020		471,172	8,016	0.00
구입 USD 판매 EUR 에 1.19881 12/11/2020		273,200	7,860	0.00
구입 USD 판매 EUR 에 1.16878 03/12/2020		2,931,466	7,440	0.00
구입 CAD 판매 USD 에 1.33863 06/11/2020		1,384,553	7,327	0.00
구입 USD 판매 NZD 에 0.66478 19/11/2020		1,724,661	6,697	0.00
구입 USD 판매 SEK 에 0.11468 12/11/2020		330,286	6,362	0.00
구입 USD 판매 NOK 에 0.10729 12/11/2020		274,346	6,346	0.00
구입 USD 판매 GBP 에 1.29760 03/12/2020		4,198,759	6,186	0.00
구입 USD 판매 SEK 에 0.11385 12/11/2020		508,098	6,041	0.00
구입 USD 판매 NZD 에 0.66644 19/11/2020		875,443	5,591	0.00
구입 USD 판매 EUR 에 1.17503 12/11/2020		611,451	5,113	0.00
구입 USD 판매 EUR 에 1.17277 12/11/2020		774,555	4,980	0.00
구입 USD 판매 EUR 에 1.17324 12/11/2020		689,589	4,709	0.00
구입 USD 판매 EUR 에 1.18429 12/11/2020		286,713	4,678	0.00
구입 USD 판매 AUD 에 0.71767 12/11/2020		219,691	4,575	0.00
구입 USD 판매 CAD 에 0.76056 12/11/2020		332,677	4,237	0.00
구입 USD 판매 SEK 에 0.11350 19/11/2020		481,874	4,224	0.00
구입 USD 판매 AUD 에 0.71603 12/11/2020		217,689	4,023	0.00

현재 투자종목 명세서서 2020년 10월 31일

	기본 노출 USD	미실현 이익 / (손실) USD	% 순자산
구입 USD 판매 CAD 에 0.76014 12/11/2020	330,080	4,017	0.00
구입 USD 판매 CAD 에 0.75290 12/11/2020	1,558,056	3,936	0.00
구입 USD 판매 CAD 에 0.75449 19/11/2020	837,007	3,868	0.00
구입 USD 판매 NZD 에 0.66639 12/11/2020	609,807	3,848	0.00
구입 USD 판매 GBP 에 1.31793 12/11/2020	218,971	3,788	0.00
구입 JPY 판매 USD 에 105.67120 06/11/2020	354,736	3,765	0.00
구입 USD 판매 EUR 에 1.17686 06/11/2020	368,726	3,713	0.00
구입 USD 판매 EUR 에 1.17991 06/11/2020	288,319	3,657	0.00
구입 JPY 판매 USD 에 105.67820 12/11/2020	336,986	3,623	0.00
구입 USD 판매 GBP 에 1.30398 12/11/2020	552,594	3,608	0.00
구입 MXN 판매 USD 에 22.68070 12/11/2020	50,706	3,348	0.00
구입 NZD 판매 USD 에 1.52490 12/11/2020	333,911	3,272	0.00
구입 USD 판매 NOK 에 0.10817 12/11/2020	97,819	3,090	0.00
구입 USD 판매 SEK 에 0.11390 12/11/2020	220,638	2,738	0.00
구입 USD 판매 EUR 에 1.18257 12/11/2020	184,251	2,734	0.00
구입 USD 판매 SEK 에 0.11382 12/11/2020	221,370	2,576	0.00
구입 USD 판매 EUR 에 1.19250 12/11/2020	108,957	2,545	0.00
구입 USD 판매 HUF 에 0.00342 12/11/2020	32,376	2,528	0.00
구입 CAD 판매 USD 에 1.33809 12/11/2020	512,897	2,513	0.00
구입 CLP 판매 USD 에 803.88000 12/11/2020	57,515	2,266	0.00
구입 USD 판매 BRL 에 0.18349 12/11/2020	42,236	2,230	0.00
구입 USD 판매 COP 에 0.00026 12/11/2020	119,194	2,218	0.00
구입 KRW 판매 USD 에 1185.38000 12/11/2020	48,747	2,157	0.00
구입 USD 판매 EUR 에 1.18166 06/11/2020	140,650	1,996	0.00
구입 USD 판매 EUR 에 1.18081 12/11/2020	142,246	1,895	0.00
구입 JPY 판매 USD 에 105.44390 12/11/2020	222,667	1,895	0.00
구입 USD 판매 CAD 에 0.75606 12/11/2020	275,077	1,855	0.00
구입 MXN 판매 USD 에 22.58640 12/11/2020	29,863	1,839	0.00
구입 USD 판매 TRY 에 0.13219 12/11/2020	16,074	1,809	0.00
구입 USD 판매 HUF 에 0.00324 12/11/2020	93,449	1,801	0.00
구입 GBP 판매 USD 에 0.77253 12/11/2020	2,160,726	1,788	0.00
구입 USD 판매 DKK 에 0.15879 19/11/2020	123,503	1,753	0.00
구입 USD 판매 EUR 에 1.18349 12/11/2020	109,574	1,712	0.00
구입 USD 판매 AUD 에 0.70494 12/11/2020	621,601	1,685	0.00
구입 KRW 판매 USD 에 1181.56000 12/11/2020	39,314	1,607	0.00
구입 JPY 판매 USD 에 105.97211 12/11/2020	111,705	1,515	0.00
구입 CLP 판매 USD 에 795.35500 12/11/2020	53,124	1,508	0.00
구입 USD 판매 EUR 에 1.18510 12/11/2020	88,427	1,504	0.00
구입 ZAR 판매 USD 에 17.54300 12/11/2020	18,325	1,451	0.00
구입 USD 판매 EUR 에 1.18136 12/11/2020	105,164	1,451	0.00
구입 JPY 판매 USD 에 105.32110 12/11/2020	196,750	1,443	0.00
구입 USD 판매 CHF 에 1.10342 12/11/2020	133,703	1,436	0.00
구입 USD 판매 CAD 에 0.76042 12/11/2020	110,434	1,386	0.00
구입 USD 판매 EUR 에 1.18282 12/11/2020	89,359	1,345	0.00
구입 USD 판매 EUR 에 1.17187 06/11/2020	225,056	1,303	0.00
구입 USD 판매 CHF 에 1.10059 19/11/2020	156,253	1,242	0.00
구입 USD 판매 GBP 에 1.30993 12/11/2020	111,014	1,235	0.00
구입 KRW 판매 USD 에 1188.55000 12/11/2020	24,981	1,175	0.00
구입 USD 판매 GBP 에 1.30282 12/11/2020	194,143	1,093	0.00
구입 USD 판매 EUR 에 1.18781 12/11/2020	54,063	1,045	0.00
구입 USD 판매 CAD 에 0.75150 06/11/2020	1,391,880	949	0.00
구입 IDR 판매 USD 에 14811.00000 12/11/2020	101,239	884	0.00
구입 USD 판매 CAD 에 0.76265 12/11/2020	54,881	851	0.00
구입 CHF 판매 USD 에 0.92171 06/11/2020	134,011	810	0.00
구입 USD 판매 PLN 에 0.26296 12/11/2020	18,737	769	0.00
구입 KRW 판매 USD 에 1160.60000 12/11/2020	33,927	761	0.00
구입 THB 판매 USD 에 31.52200 12/11/2020	66,111	748	0.00
구입 GBP 판매 USD 에 0.77884 12/11/2020	81,812	737	0.00
구입 USD 판매 PLN 에 0.26231 12/11/2020	18,212	701	0.00
구입 USD 판매 EUR 에 1.18276 12/11/2020	45,170	677	0.00
구입 KRW 판매 USD 에 1162.23000 12/11/2020	27,492	656	0.00
구입 USD 판매 PLN 에 0.25723 12/11/2020	35,588	654	0.00
구입 USD 판매 PEN 에 0.28079 12/11/2020	42,142	622	0.00
구입 USD 판매 GBP 에 1.30064 12/11/2020	148,072	585	0.00
구입 JPY 판매 USD 에 105.56800 12/11/2020	56,360	547	0.00
구입 ZAR 판매 USD 에 16.63130 12/11/2020	22,897	529	0.00
구입 USD 판매 NZD 에 0.67051 19/11/2020	42,050	527	0.00
구입 USD 판매 CAD 에 0.75874 19/11/2020	51,144	526	0.00
구입 MYR 판매 USD 에 4.18990 12/11/2020	68,283	507	0.00
구입 PHP 판매 USD 에 49.35200 12/11/2020	26,885	503	0.00
구입 INR 판매 USD 에 74.82000 12/11/2020	69,855	473	0.00
구입 USD 판매 HUF 에 0.00327 12/11/2020	15,646	469	0.00
구입 NZD 판매 USD 에 1.51353 12/11/2020	201,518	457	0.00
구입 USD 판매 INR 에 0.01357 12/11/2020	51,436	447	0.00
구입 JPY 판매 USD 에 105.05114 12/11/2020	93,164	443	0.00
구입 USD 판매 RUB 에 0.01281 12/11/2020	22,932	411	0.00
구입 USD 판매 AUD 에 0.70615 06/11/2020	79,053	353	0.00
구입 TWD 판매 USD 에 28.58550 12/11/2020	154,678	348	0.00
구입 SEK 판매 USD 에 8.92169 25/11/2020	76,734	299	0.00
구입 CLP 판매 USD 에 778.27000 12/11/2020	44,750	282	0.00
구입 JPY 판매 USD 에 104.91992 12/11/2020	74,601	261	0.00
구입 CLP 판매 USD 에 785.48000 12/11/2020	16,528	258	0.00
구입 GBP 판매 USD 에 0.77413 25/11/2020	85,386	255	0.00
구입 NOK 판매 USD 에 9.55505 25/11/2020	127,629	241	0.00
구입 USD 판매 INR 에 0.01355 12/11/2020	28,604	201	0.00
구입 USD 판매 ILS 에 0.29443 12/11/2020	48,914	183	0.00
구입 USD 판매 CAD 에 0.75137 12/11/2020	336,466	165	0.00
구입 USD 판매 CHF 에 1.09256 06/11/2020	134,821	131	0.00
구입 USD 판매 INR 에 0.01352 12/11/2020	25,955	126	0.00
구입 USD 판매 GBP 에 1.29635 06/11/2020	181,526	123	0.00
구입 USD 판매 CLP 에 0.00130 12/11/2020	36,996	87	0.00
구입 CHF 판매 USD 에 0.91605 25/11/2020	188,854	80	0.00
구입 GBP 판매 USD 에 0.77252 12/11/2020	91,910	74	0.00
구입 USD 판매 PEN 에 0.27783 12/11/2020	16,329	67	0.00
구입 USD 판매 PEN 에 0.27718 12/11/2020	39,098	67	0.00
구입 GBP 판매 USD 에 0.77329 12/11/2020	33,655	61	0.00
구입 USD 판매 GBP 에 1.29642 25/11/2020	85,641	53	0.00
구입 USD 판매 RUB 에 0.01261 12/11/2020	20,307	38	0.00
구입 PHP 판매 USD 에 48.48500 12/11/2020	37,290	31	0.00
구입 JPY 판매 USD 에 104.63032 25/11/2020	32,906	29	0.00
구입 USD 판매 THB 에 0.03216 12/11/2020	11,308	26	0.00
구입 USD 판매 GBP 에 1.29639 12/11/2020	32,436	22	0.00
구입 USD 판매 EUR 에 1.16568 12/11/2020	48,241	17	0.00
구입 USD 판매 INR 에 0.01346 12/11/2020	26,977	14	0.00
구입 USD 판매 JPY 에 0.00956 06/11/2020	358,501	13	0.00
구입 IDR 판매 USD 에 14685.00001 12/11/2020	15,957	2	0.00
구입 JPY 판매 USD 에 104.52440 03/12/2020	358,628	(15)	(0.00)
구입 EUR 판매 USD 에 0.85750 11/12/2020	340,109	(22)	(0.00)
구입 ILS 판매 USD 에 3.40553 12/11/2020	21,556	(23)	(0.00)
구입 USD 판매 GBP 에 1.29520 06/11/2020	122,258	(26)	(0.00)
구입 USD 판매 CAD 에 0.74913 25/11/2020	15,321	(39)	(0.00)
구입 USD 판매 CLP 에 0.00129 12/11/2020	58,097	(45)	(0.00)
구입 USD 판매 PHP 에 0.02059 12/11/2020	27,006	(67)	(0.00)
구입 USD 판매 GBP 에 1.29364 12/11/2020	47,088	(68)	(0.00)
구입 USD 판매 ILS 에 0.29242 12/11/2020	22,171	(69)	(0.00)
구입 MXN 판매 USD 에 21.21870 12/11/2020	25,447	(69)	(0.00)
구입 EUR 판매 USD 에 0.85716 25/11/2020	83,415	(73)	(0.00)
구입 DKK 판매 USD 에 6.29179 19/11/2020	4,911	(73)	(0.00)
구입 GBP 판매 USD 에 0.77177 19/11/2020	701,891	(76)	(0.00)
구입 USD 판매 CNY 에 0.14301 12/11/2020	1,901	(80)	(0.00)
구입 USD 판매 PHP 에 0.02057 12/11/2020	28,107	(95)	(0.00)
구입 ILS 판매 USD 에 3.39595 12/11/2020	26,081	(101)	(0.00)
구입 TWD 판매 USD 에 28.43350 12/11/2020	33,311	(103)	(0.00)
구입 COP 판매 USD 에 3808.50000 12/11/2020	8,217	(119)	(0.00)
구입 USD 판매 GBP 에 1.29193 12/11/2020	45,524	(126)	(0.00)
구입 CHF 판매 USD 에 0.91457 03/12/2020	135,056	(129)	(0.00)
구입 USD 판매 NZD 에 0.66079 25/11/2020	67,347	(145)	(0.00)
구입 ILS 판매 USD 에 3.38476 12/11/2020	20,988	(150)	(0.00)
구입 JPY 판매 USD 에 104.52800 12/11/2020	616,398	(154)	(0.00)
구입 HUF 판매 USD 에 312.13100 12/11/2020	18,612	(160)	(0.00)
구입 USD 판매 MYR 에 0.23802 12/11/2020	17,950	(181)	(0.00)
구입 INR 판매 USD 에 74.04800 12/11/2020	50,792	(184)	(0.00)
구입 EUR 판매 USD 에 0.84795 12/11/2020	16,628	(198)	(0.00)
구입 RUB 판매 USD 에 78.43500 12/11/2020	15,838	(205)	(0.00)
구입 USD 판매 JPY 에 0.00954 12/11/2020	96,498	(222)	(0.00)
구입 USD 판매 GBP 에 1.29461 03/12/2020	269,974	(225)	(0.00)
구입 GBP 판매 USD 에 0.77085 12/11/2020	167,644	(226)	(0.00)
구입 USD 판매 MYR 에 0.23785 12/11/2020	22,192	(240)	(0.00)
구입 NZD 판매 USD 에 1.50912 19/11/2020	383,071	(247)	(0.00)
구입 USD 판매 ILS 에 0.28946 12/11/2020	20,206	(267)	(0.00)
구입 USD 판매 THB 에 0.03164 12/11/2020	19,872	(276)	(0.00)
구입 CAD 판매 USD 에 1.33115 12/11/2020	948,059	(294)	(0.00)
구입 ILS 판매 USD 에 3.37823 12/11/2020	33,068	(300)	(0.00)
구입 USD 판매 KRW 에 0.00088 12/11/2020	86,685	(353)	(0.00)
구입 AUD 판매 USD 에 1.41594 03/12/2020	79,417	(353)	(0.00)
구입 PLN 판매 USD 에 3.72271 12/11/2020	6,409	(383)	(0.00)
구입 EUR 판매 USD 에 0.84823 12/11/2020	33,724	(390)	(0.00)
구입 USD 판매 GBP 에 1.29104 12/11/2020	113,334	(392)	(0.00)
구입 ILS 판매 USD 에 3.34850 12/11/2020	23,330	(415)	(0.00)
구입 GBP 판매 USD 에 0.76756 12/11/2020	77,290	(433)	(0.00)
구입 CAD 판매 USD 에 1.31356 19/11/2020	32,888	(444)	(0.00)
구입 EUR 판매 USD 에 0.84617 12/11/2020	34,584	(483)	(0.00)
구입 GBP 판매 USD 에 0.76809 06/11/2020	101,978	(505)	(0.00)
구입 USD 판매 JPY 에 0.00948 12/11/2020	56,135	(523)	(0.00)
구입 MYR 판매 USD 에 4.12510 12/11/2020	65,544	(534)	(0.00)
구입 USD 판매 SEK 에 0.11214 12/11/2020	167,938	(550)	(0.00)
구입 GBP 판매 USD 에 0.76047 12/11/2020	38,265	(566)	(0.00)
구입 CHF 판매 USD 에 0.90844 12/11/2020	71,843	(594)	(0.00)
구입 EUR 판매 USD 에 0.85083 12/11/2020	72,533	(620)	(0.00)
구입 PEN 판매 USD 에 3.52350 12/11/2020	25,369	(635)	(0.00)
구입 RUB 판매 USD 에 76.61500 12/11/2020	18,320	(657)	(0.00)
구입 CAD 판매 USD 에 1.32630 12/11/2020	167,781	(663)	(0.00)
구입 GBP 판매 USD 에 0.76815 06/11/2020	143,105	(698)	(0.00)
구입 EUR 판매 USD 에 0.85327 11/12/2020	142,469	(713)	(0.00)
구입 EUR 판매 USD 에 0.84960 12/11/2020	75,029	(749)	(0.00)
구입 EUR 판매 USD 에 0.85104 12/11/2020	94,427	(784)	(0.00)
구입 GBP 판매 USD 에 0.77019 11/12/2020	401,173	(792)	(0.00)
구입 CAD 판매 USD 에 1.32935 12/11/2020	506,505	(843)	(0.00)
구입 GBP 판매 USD 에 0.76604 12/11/2020	111,596	(845)	(0.00)
구입 EUR 판매 USD 에 0.85575 11/12/2020	417,994	(880)	(0.00)

현재 투자종목 명세서서 2020년 10월 31일

	기본 노출 USD	미실현 이익 / (손실) USD	% 순자산
구입 EUR 판매 USD 에 0.84269 12/11/2020	48,800	(880)	(0.00)
구입 COP 판매 USD 에 3803.00000 12/11/2020	55,538	(885)	(0.00)
구입 USD 판매 KRW 에 0.00085 12/11/2020	23,651	(894)	(0.00)
구입 CAD 판매 USD 에 1.33058 03/12/2020	1,392,938	(936)	(0.00)
구입 USD 판매 ZAR 에 0.05893 12/11/2020	22,520	(946)	(0.00)
구입 AUD 판매 USD 에 1.39789 12/11/2020	55,886	(963)	(0.00)
구입 EUR 판매 USD 에 0.84728 12/11/2020	76,401	(969)	(0.00)
구입 EUR 판매 USD 에 0.84266 12/11/2020	53,754	(971)	(0.00)
구입 GBP 판매 USD 에 0.76506 12/11/2020	112,803	(998)	(0.00)
구입 EUR 판매 USD 에 0.83642 12/11/2020	39,977	(1,013)	(0.00)
구입 EUR 판매 USD 에 0.84988 12/11/2020	105,614	(1,019)	(0.00)
구입 PLN 판매 USD 에 3.87200 12/11/2020	47,205	(1,037)	(0.00)
구입 AUD 판매 USD 에 1.40400 06/11/2020	80,092	(1,039)	(0.00)
구입 PLN 판매 USD 에 3.76039 12/11/2020	21,365	(1,072)	(0.00)
구입 COP 판매 USD 에 3713.55000 12/11/2020	29,007	(1,134)	(0.00)
구입 EUR 판매 USD 에 0.84402 12/11/2020	71,590	(1,180)	(0.00)
구입 EUR 판매 USD 에 0.84168 12/11/2020	61,580	(1,183)	(0.00)
구입 INR 판매 USD 에 73.43310 12/11/2020	101,460	(1,207)	(0.00)
구입 BRL 판매 USD 에 5.61222 12/11/2020	55,654	(1,218)	(0.00)
구입 TRY 판매 USD 에 7.79100 12/11/2020	16,773	(1,246)	(0.00)
구입 RUB 판매 USD 에 73.55030 12/11/2020	16,915	(1,259)	(0.00)
구입 CAD 판매 USD 에 1.31469 12/11/2020	100,957	(1,279)	(0.00)
구입 EUR 판매 USD 에 0.84950 11/12/2020	139,372	(1,309)	(0.00)
구입 SEK 판매 USD 에 8.85490 12/11/2020	392,764	(1,474)	(0.00)
구입 EUR 판매 USD 에 0.84675 12/11/2020	112,108	(1,491)	(0.00)
구입 USD 판매 CLP 에 0.00125 12/11/2020	46,850	(1,517)	(0.00)
구입 TRY 판매 USD 에 7.68500 12/11/2020	17,646	(1,533)	(0.00)
구입 USD 판매 MXN 에 0.04546 12/11/2020	47,443	(1,556)	(0.00)
구입 USD 판매 AUD 에 0.70121 25/11/2020	586,721	(1,559)	(0.00)
구입 SEK 판매 USD 에 8.82346 19/11/2020	219,948	(1,587)	(0.00)
구입 USD 판매 TWD 에 0.03448 12/11/2020	96,522	(1,603)	(0.00)
구입 USD 판매 INR 에 0.01321 12/11/2020	94,405	(1,700)	(0.00)
구입 EUR 판매 USD 에 0.84801 11/12/2020	175,800	(1,956)	(0.00)
구입 USD 판매 ZAR 에 0.05660 12/11/2020	25,860	(2,067)	(0.00)
구입 EUR 판매 USD 에 0.85096 11/12/2020	279,298	(2,148)	(0.00)
구입 NZD 판매 USD 에 1.50270 12/11/2020	462,940	(2,271)	(0.00)
구입 EUR 판매 USD 에 0.84639 12/11/2020	177,680	(2,438)	(0.00)
구입 GBP 판매 USD 에 0.76768 11/12/2020	469,811	(2,459)	(0.00)
구입 RUB 판매 USD 에 74.07100 12/11/2020	36,874	(2,503)	(0.00)
구입 CAD 판매 USD 에 1.30102 12/11/2020	112,245	(2,574)	(0.00)
구입 EUR 판매 USD 에 0.84628 06/11/2020	189,086	(2,642)	(0.00)
구입 USD 판매 NZD 에 0.65702 12/11/2020	341,521	(2,673)	(0.00)
구입 PEN 판매 USD 에 3.55600 12/11/2020	169,635	(2,721)	(0.00)
구입 EUR 판매 USD 에 0.84316 12/11/2020	157,196	(2,749)	(0.00)
구입 EUR 판매 USD 에 0.84282 12/11/2020	160,516	(2,871)	(0.00)
구입 EUR 판매 USD 에 0.84431 11/12/2020	191,511	(2,958)	(0.00)
구입 EUR 판매 USD 에 0.85279 06/11/2020	463,770	(2,965)	(0.00)
구입 RUB 판매 USD 에 75.01000 12/11/2020	55,312	(3,101)	(0.00)
구입 EUR 판매 USD 에 0.83583 12/11/2020	119,707	(3,116)	(0.00)
구입 GBP 판매 USD 에 0.75998 11/12/2020	206,353	(3,138)	(0.00)
구입 AUD 판매 USD 에 1.39639 12/11/2020	171,917	(3,144)	(0.00)
구입 USD 판매 GBP 에 1.28036 12/11/2020	284,283	(3,328)	(0.00)
구입 NOK 판매 USD 에 9.43940 12/11/2020	335,920	(3,414)	(0.00)
구입 EUR 판매 USD 에 0.84807 11/12/2020	309,782	(3,426)	(0.00)
구입 USD 판매 GBP 에 1.28638 12/11/2020	505,521	(3,568)	(0.00)
구입 USD 판매 JPY 에 0.00949 12/11/2020	513,961	(3,743)	(0.00)
구입 GBP 판매 USD 에 0.74527 12/11/2020	108,537	(3,743)	(0.00)
구입 USD 판매 CAD 에 0.74801 12/11/2020	951,952	(3,785)	(0.00)
구입 RUB 판매 USD 에 73.67150 12/11/2020	55,506	(4,047)	(0.00)
구입 NZD 판매 USD 에 1.50035 19/11/2020	633,117	(4,083)	(0.00)
구입 GBP 판매 USD 에 0.76351 12/11/2020	388,340	(4,217)	(0.00)
구입 USD 판매 NZD 에 0.65760 25/11/2020	657,645	(4,578)	(0.00)
구입 EUR 판매 USD 에 0.84773 06/11/2020	378,520	(4,652)	(0.00)
구입 AUD 판매 USD 에 1.41171 19/11/2020	624,632	(4,675)	(0.00)
구입 AUD 판매 USD 에 1.42027 25/11/2020	3,298,526	(4,733)	(0.00)
구입 EUR 판매 USD 에 0.84703 12/11/2020	392,465	(5,093)	(0.00)
구입 EUR 판매 USD 에 0.84240 12/11/2020	287,055	(5,274)	(0.00)
구입 GBP 판매 USD 에 0.76516 12/11/2020	613,821	(5,351)	(0.00)
구입 USD 판매 KRW 에 0.00084 12/11/2020	135,443	(5,687)	(0.00)
구입 SEK 판매 USD 에 8.76064 25/11/2020	402,939	(5,731)	(0.00)
구입 EUR 판매 USD 에 0.84104 11/12/2020	304,842	(5,872)	(0.00)
구입 GBP 판매 USD 에 0.77078 06/11/2020	4,204,278	(6,219)	(0.00)
구입 NOK 판매 USD 에 8.97158 12/11/2020	111,414	(6,598)	(0.00)
구입 SEK 판매 USD 에 8.67080 12/11/2020	277,785	(6,796)	(0.00)
구입 EUR 판매 USD 에 0.85609 06/11/2020	2,937,199	(7,476)	(0.00)
구입 CAD 판매 USD 에 1.31821 12/11/2020	801,178	(8,033)	(0.00)
구입 SEK 판매 USD 에 8.73935 19/11/2020	517,727	(8,636)	(0.00)
구입 USD 판매 JPY 에 0.00947 12/11/2020	916,304	(8,954)	(0.00)
구입 HUF 판매 USD 에 295.98500 12/11/2020	167,737	(10,047)	(0.00)
구입 CAD 판매 USD 에 1.31637 12/11/2020	888,509	(10,139)	(0.00)
구입 AUD 판매 USD 에 1.40234 12/11/2020	729,207	(10,289)	(0.00)
구입 AUD 판매 USD 에 1.35490 12/11/2020	224,121	(10,637)	(0.00)
구입 EUR 판매 USD 에 0.83992 12/11/2020	507,546	(10,789)	(0.00)
구입 NZD 판매 USD 에 1.49108 12/11/2020	891,558	(11,229)	(0.00)
구입 AUD 판매 USD 에 1.38999 12/11/2020	555,247	(12,655)	(0.00)
구입 EUR 판매 USD 에 0.85226 12/11/2020	1,909,015	(13,119)	(0.00)
구입 USD 판매 JPY 에 0.00941 12/11/2020	907,938	(14,482)	(0.01)
구입 NOK 판매 USD 에 9.33300 19/11/2020	729,615	(15,585)	(0.01)
구입 AUD 판매 USD 에 1.38572 12/11/2020	618,180	(15,945)	(0.01)
구입 NOK 판매 USD 에 8.97703 12/11/2020	279,482	(16,392)	(0.01)
구입 AUD 판매 USD 에 1.38260 12/11/2020	723,224	(20,241)	(0.01)
구입 EUR 판매 USD 에 0.84277 12/11/2020	1,267,212	(22,736)	(0.01)
구입 CAD 판매 USD 에 1.31045 19/11/2020	1,548,325	(24,515)	(0.01)
구입 EUR 판매 USD 에 0.84334 19/11/2020	1,541,257	(26,392)	(0.01)
구입 USD 판매 JPY 에 0.00950 19/11/2020	3,920,554	(28,528)	(0.01)
구입 NOK 판매 USD 에 8.99863 12/11/2020	562,226	(31,701)	(0.01)
구입 GBP 판매 USD 에 0.75898 12/11/2020	1,962,291	(32,823)	(0.01)
구입 SEK 판매 USD 에 8.69658 12/11/2020	1,592,152	(34,336)	(0.01)
구입 USD 판매 GBP 에 1.28423 06/11/2020	4,138,156	(35,911)	(0.01)
구입 NOK 판매 USD 에 9.28964 12/11/2020	2,454,688	(63,500)	(0.02)
		1,129,679	**0.41**
A 주식 (EUR) (EUR/USD 헤지)			
구입 EUR 판매 USD 에 0.85314 24/11/2020	7,926,382	(44,319)	(0.02)
		(44,319)	**(0.02)**
A-ACC 주식 (EUR) (EUR/USD 헤지)			
구입 EUR 판매 USD 에 0.85314 24/11/2020	12,780,577	(71,461)	(0.03)
		(71,461)	**(0.03)**
E-ACC 주식 (EUR) (EUR/USD 헤지)			
구입 USD 판매 EUR 에 1.17285 24/11/2020	122,270	762	0.00
구입 EUR 판매 USD 에 0.85314 24/11/2020	3,449,265	(19,286)	(0.01)
		(18,524)	**(0.01)**
I-ACC 주식 (EUR) (EUR/USD 헤지)			
구입 EUR 판매 USD 에 0.85324 24/11/2020	17,305,430	(94,692)	(0.03)
		(94,692)	**(0.03)**

선물

	CCY	기본 노출	미실현 이익 / (손실) USD	% 순자산
S&P 500 Emini Index Future 18/12/2020	USD	(11,825,461)	255,747	0.09
Euro Stoxx 50 Index Future 18/12/2020	EUR	(1,855,980)	254,333	0.09
FTSE 100 Index Future 18/12/2020	GBP	(1,142,405)	108,275	0.04
Euro-BTP Bond Future 08/12/2020	EUR	2,393,440	77,374	0.03
Euro-OAT Bond Future 08/12/2020	EUR	2,721,760	51,546	0.02
Emini S&P Index Future 18/12/2020	USD	(779,950)	49,183	0.02
FTSE 250 Index Future 18/12/2020	GBP	(1,679,043)	44,200	0.02
E-Mini Russ 1000 Index Future 18/12/2020	USD	(1,363,765)	38,665	0.01
MSCI Emg Mkts Index Future 18/12/2020	USD	1,376,130	32,293	0.01
Emini Energy Select Sector Index Future 18/12/2020	USD	(261,270)	30,490	0.01
XAP Construction Index Future 18/12/2020	USD	(374,160)	22,150	0.01
10 Year Mini JGB Bond Future 11/12/2020	JPY	1,578,928,000	17,257	0.01
Euro-Schatz Bond Future 08/12/2020	EUR	7,612,620	17,017	0.01
Euro Buxl 30 Year Bond Future 08/12/2020	EUR	(539,740)	16,859	0.01
XAF Financial Index Future 18/12/2020	USD	(435,075)	13,863	0.00
MSCI Pacific Index Future 18/12/2020	USD	(482,199)	13,686	0.00
S&P Emini Com Service Index Future 18/12/2020	USD	(618,500)	12,604	0.00
XAI Emini Industries Index Future 18/12/2020	USD	(226,890)	8,034	0.00
스위스 Mkt 지수 Future 18/12/2020	CHF	(190,760)	7,158	0.00
호주 10 년 Bond Future 15/12/2020	AUD	2,189,859	6,763	0.00
OMX Oslo Index Future 20/11/2020	NOK	(999,040)	4,478	0.00
CAC40 10 Euro Index Future 20/11/2020	EUR	(45,900)	4,341	0.00
XAB Materials Index Future 18/12/2020	USD	(133,260)	3,496	0.00
XAU Utilities Index Future 18/12/2020	USD	(126,080)	2,495	0.00
US Treasury Note 2 Year Bond Future 31/12/2020	USD	15,203,256	1,167	0.00
SPI 200 Index Future 17/12/2020	AUD	(442,575)	1,053	0.00
IBEX 35 Index Future 20/11/2020	EUR	64,210	303	0.00
MSCI Eafe Index Future 18/12/2020	USD	17,284	(78)	(0.00)
MSCI Emg Mkt Index Future 18/12/2020	USD	(2,086,960)	(284)	(0.00)
Amsterdam Index Future 20/11/2020	EUR	106,500	(367)	(0.00)
Japan 10 Year Bond Future 14/12/2020	JPY	(188,732,922)	(772)	(0.00)
Topix Index Future 10/12/2020	JPY	15,905,000	(2,779)	(0.00)
Nikkei 225 Mini Index Future 10/12/2020	JPY	(120,094,000)	(3,160)	(0.00)
Long Gilt Bond Future 29/12/2020	GBP	292,763	(3,264)	(0.00)
Canadian 10 Year Bond Future 18/12/2020	CAD	7,115,166	(9,979)	(0.00)
S&P TSX 60 Index Future 17/12/2020	CAD	367,560	(11,350)	(0.00)
US Treasury Note 5 Year Bond Future 31/12/2020	USD	8,828,098	(18,541)	(0.01)
XAY Construction Discret Index Future 18/12/2020	USD	287,520	(21,105)	(0.01)
Euro-Bobl Bond Future 08/12/2020	EUR	(3,145,895)	(22,244)	(0.01)
미국 10 년 Ultra Bond Future 21/12/2020	USD	2,737,191	(33,156)	(0.01)
US Long Bond Future 21/12/2020	USD	1,409,169	(36,777)	(0.01)
Emini Tech. Select Sector Index Future 18/12/2020	USD	1,109,900	(37,994)	(0.01)
US Treasury Note 10 Year Bond Future 21/12/2020	USD	8,953,465	(41,670)	(0.01)
E-Mini Russ 1000 Index Future 18/12/2020	USD	1,368,840	(46,347)	(0.02)

현재 투자종목 명세서서 2020년 10월 31일

	CCY	기본 노출	미실현 이익 / (손실) USD	% 순자산
E-Mini Russ 2000 Index Future 18/12/2020	USD	(1,714,141)	(50,913)	(0.02)
XAV Healthcare Index Future 18/12/2020	USD	1,327,170	(59,162)	(0.02)
Euro-Bund Bond Future 08/12/2020	EUR	(7,164,924)	(90,894)	(0.03)
US Ultra Bond Future 21/12/2020	USD	3,778,221	(103,903)	(0.04)
			500,091	**0.18**

금리 스왑

	CCY	기본 노출	미실현 이익 / (손실) USD	% 순자산
Receive fixed 1.0872% pay float. (6m AUD BB) 27/03/2030	AUD	1,717,072	40,372	0.01
Receive fixed 0.4123% pay float. (6m CHF LIBOR) 04/06/2028	CHF	325,511	24,774	0.01
Receive fixed 0.2985% pay float. (6m CHF LIBOR) 31/07/2027	CHF	384,917	24,080	0.01
Receive fixed 0.9117% pay float. (6m AUD BB) 01/05/2030	AUD	1,245,081	14,524	0.01
Receive fixed 0.5323% pay float. (6m CHF LIBOR) 12/11/2028	CHF	142,411	12,710	0.00
Receive fixed 0.1818% pay float. (6m CHF LIBOR) 04/09/2027	CHF	156,652	8,470	0.00
Receive fixed 0.8077% pay float. (6m AUD BB) 17/07/2030	AUD	2,030,377	7,395	0.00
Receive fixed 0.4098% pay float. (6m CHF LIBOR) 04/04/2028	CHF	89,516	6,720	0.00
Receive fixed 0.3598% pay float. (3m STIBOR) 26/05/2030	SEK	3,267,320	3,050	0.00
Pay fixed -0.008% receive float. (6m JPY LIBOR) 26/05/2030	JPY	32,852,229	1,638	0.00
Pay fixed 0.5103% receive float. (3m NZ) 13/10/2030	NZD	1,249,150	439	0.00
Receive fixed -0.34% pay float. (6m CHF LIBOR) 10/08/2030	CHF	36,620	129	0.00
Receive fixed 0.2778% pay float. (3m STIBOR) 10/08/2030	SEK	638,816	(40)	(0.00)
Receive fixed 0.7477% pay float. (6m AUD BB) 07/08/2030	AUD	170,893	(129)	(0.00)
Receive fixed 2.295% pay float. (7d China) 08/06/2025	CNY	531,260	(984)	(0.00)
Receive fixed 0.7487% pay float. (6m AUD BB) 06/10/2030	AUD	659,160	(1,073)	(0.00)
Pay fixed 0.061% receive float. (6m JPY LIBOR) 25/03/2030	JPY	77,642,584	(1,362)	(0.00)
Pay fixed -0.2458% receive float. (6m EURIBOR) 10/08/2030	EUR	341,787	(1,429)	(0.00)
Pay fixed 1.2025% receive float. (3m NZ) 19/08/2029	NZD	40,689	(1,842)	(0.00)
Pay fixed 0.0952% receive float. (6m JPY LIBOR) 16/12/2029	JPY	43,236,039	(2,244)	(0.00)
Pay fixed -0.2058% receive float. (6m EURIBOR) 09/03/2030	EUR	231,927	(2,505)	(0.00)
Receive fixed 2.3% pay float. (7d China) 09/06/2025	CNY	1,445,317	(2,640)	(0.00)
Pay fixed 0.6443% receive float. (3m NZ) 10/08/2030	NZD	317,374	(2,902)	(0.00)
Receive fixed 0.2253% pay float. (3m STIBOR) 16/03/2030	SEK	8,487,707	(3,338)	(0.00)
Receive fixed 0.0085% pay float. (6m JPY LIBOR) 24/06/2029	JPY	139,737,935	(3,944)	(0.00)
Pay fixed 0.1553% receive float. (6m CHF LIBOR) 11/06/2029	CHF	150,549	(3,948)	(0.00)
Receive fixed 0.9348% pay float. (3m CDOR) 06/08/2030	CAD	309,236	(4,148)	(0.00)
Pay fixed 2.415% receive float. (3m NZ) 12/02/2029	NZD	48,827	(5,473)	(0.00)
Receive fixed 0.0427% pay float. (6m JPY LIBOR) 13/08/2029	JPY	100,216,793	(6,037)	(0.00)
Pay fixed -0.1898% receive float. (6m EURIBOR) 20/07/2030	EUR	630,678	(6,880)	(0.00)
Pay fixed 0.1202% receive float. (6m JPY LIBOR) 08/01/2030	JPY	94,532,552	(6,902)	(0.00)
Pay fixed -0.1298% receive float. (6m EURIBOR) 25/05/2030	EUR	427,234	(7,913)	(0.00)
Pay fixed 1.3628% receive float. (3m NZ) 21/10/2029	NZD	174,962	(9,616)	(0.00)
Receive fixed 0.078% pay float. (6m JPY LIBOR) 27/08/2029	JPY	139,062,499	(12,630)	(0.00)
Pay fixed 1.193% receive float. (3m NZ) 14/10/2029	NZD	349,925	(15,664)	(0.01)
Pay fixed -0.0298% receive float. (6m EURIBOR) 06/04/2030	EUR	610,334	(18,519)	(0.01)
Pay fixed 0.1047% receive float. (6m EURIBOR) 24/03/2030	EUR	549,300	(25,016)	(0.01)
Pay fixed 0.7323% receive float. (3m NZ) 20/07/2030	NZD	1,831,001	(27,604)	(0.01)
Pay fixed -0.1578% receive float. (6m EURIBOR) 18/05/2030	EUR	1,948,999	(30,168)	(0.01)
Pay fixed 0.0857% receive float. (6m EURIBOR) 08/07/2029	EUR	732,400	(31,621)	(0.01)
Pay fixed 0.0317% receive float. (6m EURIBOR) 05/08/2029	EUR	1,009,085	(38,059)	(0.01)
Pay fixed -0.0133% receive float. (6m EURIBOR) 27/04/2030	EUR	1,399,699	(45,061)	(0.02)
Pay fixed 0.5237% receive float. (6m EURIBOR) 06/05/2029	EUR	525,294	(46,228)	(0.02)
Receive fixed 0.97% pay float. (3m CDOR) 16/07/2030	CAD	4,516,469	(47,898)	(0.02)
Pay fixed 3.241% receive float. (3m NZ) 11/06/2028	NZD	471,991	(69,797)	(0.03)
Pay fixed 0.2982% receive float. (6m EURIBOR) 10/06/2029	EUR	1,468,870	(95,485)	(0.03)
Pay fixed 2.9% receive float. (3m New Zealand) 08/10/2028	NZD	878,881	(118,392)	(0.04)
Pay fixed 2.36% receive float. (3m New Zealand) 18/03/2029	NZD	1,102,670	(121,126)	(0.04)
			(674,316)	**(0.24)**

옵션

	CCY	Contracts	시가(USD)	% 순자산
글 전화 Relx 21.6 20/11/2020	EUR	(985)	0	0.00
글 전화 KDDI 3550 13/11/2020	JPY	(591)	0	0.00
글 전화 Enel 8.8 20/11/2020	EUR	(1,773)	0	0.00
글 전화 Astellas Pharmaceutical 1850 13/11/2020	JPY	(739)	0	0.00
글 전화 Astellas Pharmaceutical 1800 13/11/2020	JPY	(739)	0	0.00
글 전화 Zurich Insurance 380 18/12/2020	CHF	0	(1)	(0.00)
글 전화 Munich Reins Reg 265 20/11/2020	EUR	(1)	(1)	(0.00)
글 전화 Munich Reins Reg 260 20/11/2020	EUR	(1)	(1)	(0.00)
글 전화 Johnson & 160 20/11/2020	USD	0	(1)	(0.00)
글 전화 Iberdrola 12 20/11/2020	EUR	(1,921)	(1)	(0.00)
글 전화 Allianz 205 20/11/2020	EUR	(1)	(1)	(0.00)
글 전화 Roche Hldgs Genussc 355 20/11/2020	CHF	0	(2)	(0.00)
글 전화 Oracle 65 20/11/2020	USD	0	(2)	(0.00)
글 전화 Johnson & 165 20/11/2020	USD	(1)	(2)	(0.00)
글 전화 Zurich Insurance 375 18/12/2020	CHF	0	(3)	(0.00)
글 전화 Sanofi 96 20/11/2020	EUR	(3)	(3)	(0.00)
글 전화 Oracle 70 20/11/2020	USD	(1)	(3)	(0.00)
글 전화 Cisco Systems 49 20/11/2020	USD	(2)	(3)	(0.00)
글 전화 CME Group 185 20/11/2020	USD	0	(3)	(0.00)
글 전화 Texas Instruments 165 20/11/2020	USD	0	(4)	(0.00)
글 전화 Roche Hldgs Genussc 370 18/12/2020	CHF	0	(4)	(0.00)
글 전화 Cisco Systems 48 18/12/2020	USD	(1)	(4)	(0.00)
글 전화 Unilever Ord 5000 20/11/2020	GBP	0	(5)	(0.00)
글 전화 Texas Instruments 175 15/01/2021	USD	0	(5)	(0.00)
글 전화 Cisco Systems 48 15/01/2021	USD	(1)	(5)	(0.00)
글 전화 Glaxosmithkline 1700 18/12/2020	GBP	0	(6)	(0.00)
글 전화 Glaxosmithkline 1675 18/12/2020	GBP	0	(6)	(0.00)
글 전화 Endesa 26 18/12/2020	EUR	(483)	(6)	(0.00)
글 전화 Zurich Insurance 370 20/11/2020	CHF	0	(7)	(0.00)
글 전화 Texas Instruments 180 15/01/2021	USD	0	(7)	(0.00)
글 전화 Oracle 75 18/12/2020	USD	(1)	(7)	(0.00)
글 전화 Munich Reins Reg 270 18/12/2020	EUR	(1)	(7)	(0.00)
글 전화 Intel 65 20/11/2020	USD	(3)	(7)	(0.00)
글 전화 Cisco Systems 48 20/11/2020	USD	(2)	(7)	(0.00)
글 전화 Deutsche Boerse 174 20/11/2020	EUR	(1)	(8)	(0.00)
글 전화 Sanofi 98 18/12/2020	EUR	(1)	(9)	(0.00)
글 전화 Sanofi 95 18/12/2020	EUR	(1)	(9)	(0.00)
글 전화 Intel 62.5 15/01/2021	USD	(1)	(9)	(0.00)
글 전화 Deutsche Boerse 166 18/12/2020	EUR	(1)	(9)	(0.00)
글 전화 Deutsche Boerse 166 15/01/2021	EUR	(1)	(9)	(0.00)
글 전화 Deutsche Boerse 164 18/12/2020	EUR	(1)	(9)	(0.00)
글 전화 Allianz 205 18/12/2020	EUR	(1)	(9)	(0.00)
글 전화 Oracle 70 18/12/2020	USD	(1)	(10)	(0.00)
글 전화 Deutsche Boerse 170 18/12/2020	EUR	(1)	(10)	(0.00)
글 전화 Roche Hldgs Genussc 340 20/11/2020	CHF	0	(11)	(0.00)
글 전화 Novartis Regd 88 15/01/2021	CHF	(203)	(11)	(0.00)
글 전화 Kimberly Clark 165 18/12/2020	USD	(1)	(11)	(0.00)
글 전화 Iberdrola 11.5 20/11/2020	EUR	(1,921)	(11)	(0.00)
글 전화 Endesa 25 20/11/2020	EUR	(483)	(11)	(0.00)
글 전화 Sanofi 96 18/12/2020	EUR	(1)	(12)	(0.00)
글 전화 Progressive-Ohio 105 20/11/2020	USD	(1)	(12)	(0.00)
글 전화 Kla-Tencorp 240 20/11/2020	USD	0	(12)	(0.00)
글 전화 Glaxosmithkline 1650 20/11/2020	GBP	(1)	(12)	(0.00)
글 전화 Blackrock 720 18/12/2020	USD	0	(12)	(0.00)
글 전화 Progressive-Ohio 110 15/01/2021	USD	0	(13)	(0.00)
글 전화 Novartis Regd 88 18/12/2020	CHF	(181)	(13)	(0.00)
글 전화 Kla-Tencor 270 15/01/2021	USD	0	(13)	(0.00)
글 전화 Texas Instruments 165 18/12/2020	USD	0	(15)	(0.00)
글 전화 Kimberly Clark 165 15/01/2021	USD	(1)	(15)	(0.00)
글 전화 Procter & Gamble 160 15/01/2021	USD	0	(16)	(0.00)
글 전화 Kimberly Clark 160 18/12/2020	USD	(1)	(16)	(0.00)
글 전화 Intel 60 20/11/2020	USD	(5)	(16)	(0.00)
글 전화 Blackrock 710 18/12/2020	USD	0	(16)	(0.00)
글 전화 Tesco 240 18/12/2020	GBP	(5,270)	(17)	(0.00)
글 전화 Deutsche Boerse 176 20/11/2020	EUR	(2)	(17)	(0.00)
글 전화 Verizon Commun (US) 65 15/01/2021	USD	(1)	(18)	(0.00)
글 전화 Sandvik 205 18/12/2020	SEK	(7)	(18)	(0.00)
글 전화 RSA Insurance Group 500 18/12/2020	GBP	(2)	(18)	(0.00)
글 전화 Johnson & 160 15/01/2021	USD	0	(18)	(0.00)
글 전화 Sandvik 200 18/12/2020	SEK	(7)	(19)	(0.00)
글 전화 Verizon Commun ((US)0 62.5 20/11/2020	USD	(3)	(20)	(0.00)
글 전화 Unilever Ord 5200 18/12/2020	GBP	0	(21)	(0.00)
글 전화 Relx 22 18/12/2020	EUR	(985)	(23)	(0.00)
글 전화 Johnson & 160 18/12/2020	USD	(1)	(25)	(0.00)
글 전화 CME Group 200 18/12/2020	USD	(1)	(25)	(0.00)
글 전화 Kla-Tencorp 240 18/12/2020	USD	0	(26)	(0.00)
글 전화 Kimberly Clark 170 15/01/2021	USD	(2)	(26)	(0.00)
글 전화 Sandvik 200 15/01/2021	SEK	(7)	(27)	(0.00)
글 전화 Pfizer 44 20/11/2020	USD	(6)	(28)	(0.00)
글 전화 Endesa 26 15/01/2021	EUR	(483)	(28)	(0.00)
글 전화 Kla-Tencorp 260 15/01/2021	USD	0	(30)	(0.00)
글 전화 Kla-Tencorp 240 15/01/2021	USD	0	(30)	(0.00)
글 전화 Allianz 184 15/01/2021	EUR	(1)	(30)	(0.00)
글 전화 Unilever Ord 5100 18/12/2020	GBP	0	(31)	(0.00)
글 전화 Sandvik 195 20/11/2020	SEK	(14)	(32)	(0.00)
글 전화 Progressive-Ohio 105 15/01/2021	USD	0	(32)	(0.00)
글 전화 Sandvik 195 15/01/2021	SEK	(7)	(33)	(0.00)
글 전화 Novartis Regd 85 20/11/2020	CHF	(181)	(33)	(0.00)
글 전화 Taiwan Semi. Manu. 480 18/11/2020	TWD	(1,477)	(34)	(0.00)
글 전화 Oracle 62.5 20/11/2020	USD	(2)	(34)	(0.00)
글 전화 Zurich Insurance360 15/01/2021	CHF	0	(35)	(0.00)
글 전화 Kla-Tencorp 260 18/12/2020	USD	(1)	(35)	(0.00)
글 전화 Novartis Regd 85 20/11/2020	CHF	(199)	(36)	(0.00)
글 전화 Pfizer 44 18/12/2020	USD	(2)	(37)	(0.00)
글 전화 Johnson & 155 15/01/2021	USD	0	(37)	(0.00)

현재 투자종목 명세서서 2020년 10월 31일

	CCY	Contracts	시가(USD)	% 순자산
글 전화 Texas Instruments 170 18/12/2020	USD	(1)	(38)	(0.00)
글 전화 Pfizer 43 20/11/2020	USD	(5)	(38)	(0.00)
글 전화 Intel 65 15/01/2021	USD	(6)	(38)	(0.00)
글 전화 Texas Instruments 160 20/11/2020	USD	(1)	(39)	(0.00)
글 전화 Allianz 190 15/01/2021	EUR	(1)	(41)	(0.00)
글 전화 Pfizer 45 18/12/2020	USD	(3)	(42)	(0.00)
글 전화 Kimberly Clark 160 20/11/2020	USD	(3)	(42)	(0.00)
글 전화 Sanofi 92 15/01/2021	EUR	(1)	(43)	(0.00)
글 전화 Ferrovial 26 20/11/2020	EUR	(492)	(43)	(0.00)
글 전화 Ferrovial 25 18/12/2020	EUR	(492)	(43)	(0.00)
글 전화 Intel 60 18/12/2020	USD	(9)	(44)	(0.00)
글 전화 Iberdrola 11.5 18/12/2020	EUR	(1,921)	(45)	(0.00)
글 전화 Blackrock 700 18/12/2020	USD	0	(47)	(0.00)
글 전화 Sanofi 95 15/01/2021	EUR	(2)	(48)	(0.00)
글 전화 Kla-Tencorp 250 18/12/2020	USD	(1)	(49)	(0.00)
글 전화 Enel 8.4 18/12/2020	EUR	(1,773)	(49)	(0.00)
글 전화 Akzo Nobel 92 20/11/2020	EUR	(2)	(53)	(0.00)
글 전화 Roche Hldgs Genussc 350 15/01/2021	CHF	(1)	(55)	(0.00)
글 전화 Akzo Nobel 90 20/11/2020	EUR	(1)	(57)	(0.00)
글 전화 Pfizer 45 15/01/2021	USD	(2)	(59)	(0.00)
글 전화 Blackrock 700 15/01/2021	USD	0	(61)	(0.00)
글 전화 Procter & Gamble 145 18/12/2020	USD	0	(62)	(0.00)
글 전화 Procter & Gamble 145 20/11/2020	USD	(1)	(63)	(0.00)
글 전화 Kla-Tencorp 230 20/11/2020	USD	(1)	(65)	(0.00)
글 전화 Akzo Nobel 96 18/12/2020	EUR	(1)	(66)	(0.00)
글 전화 Procter & Gamble 150 20/11/2020	USD	(2)	(68)	(0.00)
글 전화 Iberdrola 11.75 15/01/2021	EUR	(1,921)	(73)	(0.00)
글 전화 Kla-Tencorp 220 20/11/2020	USD	0	(74)	(0.00)
글 전화 Zurich Insurance 345 15/01/2021	CHF	0	(80)	(0.00)
글 전화 Wolters Kluwer 78 18/12/2020	EUR	(3)	(81)	(0.00)
글 전화 Roche Hldgs Genussc 345 20/11/2020	CHF	0	(82)	(0.00)
글 전화 Unilever Ord 5200 15/01/2021	GBP	0	(83)	(0.00)
글 전화 Iberdrola 11 18/12/2020	EUR	(1,921)	(90)	(0.00)
글 전화 Akzo Nobel 102 15/01/2021	EUR	(3)	(91)	(0.00)
글 전화 Blackrock 720 15/01/2021	USD	0	(92)	(0.00)
글 전화 Akzo Nobel 94 18/12/2020	EUR	(1)	(92)	(0.00)
글 전화 Verizon Commun (US) 60 18/12/2020	USD	(2)	(96)	(0.00)
글 전화 Unilever Ord 4900 20/11/2020	GBP	(1)	(97)	(0.00)
글 전화 Taiwan Semi. Manu. 465 18/11/2020	TWD	(1,477)	(98)	(0.00)
글 전화 Munich Reins Reg 240 15/01/2021	EUR	(1)	(99)	(0.00)
글 전화 Colgate-Palmolive 85 18/12/2020	USD	(1)	(99)	(0.00)
글 전화 Enel 8.6 20/11/2020	EUR	(1,773)	(103)	(0.00)
글 전화 Enel 8.2 18/12/2020	EUR	(1,773)	(103)	(0.00)
글 전화 Enel 8.2 15/01/2021	EUR	(1,773)	(103)	(0.00)
글 전화 Unilever Ord 5000 18/12/2020	GBP	(1)	(112)	(0.00)
글 전화 Allianz 190 18/12/2020	EUR	(1)	(112)	(0.00)
글 전화 Taiwan Semi. Manu. 500 16/12/2020	TWD	(1,970)	(113)	(0.00)
글 전화 Iberdrola 11.5 15/01/2021	EUR	(1,921)	(113)	(0.00)
글 전화 Enel 8.2 15/01/2021	EUR	(1,773)	(113)	(0.00)
글 전화 National Grid 960 18/12/2020	GBP	(1)	(114)	(0.00)
글 전화 Blackrock 660 15/01/2021	USD	0	(114)	(0.00)
글 전화 Schneider Electric (FR) 116 20/11/2020	EUR	(3)	(115)	(0.00)
글 전화 Wolters Kluwer 76 15/01/2021	EUR	(2)	(118)	(0.00)
글 전화 Colgate-Palmolive 82.5 20/11/2020	USD	(1)	(118)	(0.00)
글 전화 Roche Hldgs Genussc 380 18/12/2020	CHF	0	(120)	(0.00)
글 전화 Kla-Tencorp 250 15/01/2021	USD	(1)	(122)	(0.00)
글 전화 RSA Insurance Group 480 20/11/2020	GBP	(2)	(132)	(0.00)
글 전화 RSA Insurance Group 480 15/01/2021	GBP	(2)	(136)	(0.00)
글 전화 Pfizer 43 15/01/2021	USD	(3)	(138)	(0.00)
글 전화 Colgate-Palmolive 85 15/01/2021	USD	(1)	(138)	(0.00)
글 전화 Endesa 25 18/12/2020	EUR	(483)	(142)	(0.00)
글 전화 Schneider Electric (FR) 112 20/11/2020	EUR	(1)	(145)	(0.00)
글 전화 Pfizer 43 18/12/2020	USD	(6)	(149)	(0.00)
글 전화 Wolters Kluwer 74 20/11/2020	EUR	(6)	(154)	(0.00)
글 전화 Wolters Kluwer 78 15/01/2021	EUR	(4)	(158)	(0.00)
글 전화 Endesa 25 15/01/2021	EUR	(483)	(162)	(0.00)
글 전화 Schneider Electric (FR) 120 18/12/2020	EUR	(2)	(164)	(0.00)
글 전화 Wolters Kluwer 75 18/12/2020	EUR	(3)	(169)	(0.00)
글 전화 Tesco 240 20/11/2020	GBP	(5,270)	(171)	(0.00)
글 전화 Novartis Regd 90 18/12/2020	CHF	(198)	(174)	(0.00)
글 전화 Blackrock 620 20/11/2020	USD	0	(191)	(0.00)
글 전화 National Grid 960 20/11/2020	GBP	(2)	(199)	(0.00)
글 전화 National Grid 950 20/11/2020	GBP	(1)	(207)	(0.00)
글 전화 Munich Reins Reg 280 18/12/2020	EUR	(1)	(209)	(0.00)
글 전화 Taiwan Semi. Manu. 510 20/01/2021	TWD	(1,970)	(210)	(0.00)
글 전화 Colgate-Palmolive 80 20/11/2020	USD	(1)	(211)	(0.00)
글 전화 Blackrock 680 15/01/2021	USD	0	(213)	(0.00)
글 전화 National Grid 950 18/12/2020	GBP	(1)	(236)	(0.00)
글 전화 Tesco 240 15/01/2021	GBP	(5,270)	(239)	(0.00)
글 전화 Pfizer 44 15/01/2021	USD	(8)	(246)	(0.00)
글 전화 Taiwan Semi. Manu. 480 16/12/2020	TWD	(1,990)	(256)	(0.00)
글 전화 Schneider Electric (FR) 115 18/12/2020	EUR	(2)	(256)	(0.00)
글 전화 Procter & Gamble 155 15/01/2021	USD	(3)	(269)	(0.00)
글 전화 Colgate-Palmolive 82.5 15/01/2021	USD	(1)	(271)	(0.00)
글 전화 Taiwan Semi. Manu. 500 20/01/2021	TWD	(1,970)	(282)	(0.00)
글 전화 Blackrock 640 15/01/2021	USD	0	(303)	(0.00)
글 전화 National Grid 1000 15/01/2021	GBP	(3)	(316)	(0.00)
글 전화 Blackrock 610 20/11/2020	USD	0	(320)	(0.00)
글 전화 Procter & Gamble 150 18/12/2020	USD	(3)	(335)	(0.00)
글 전화 National Grid 920 18/12/2020	GBP	(1)	(421)	(0.00)
글 전화 Roche Hldgs Genussc 360 18/12/2020	CHF	0	(470)	(0.00)
글 전화 Schneider Electric (FR) 120 15/01/2021	EUR	(4)	(527)	(0.00)
글 전화 Blackrock 600 20/11/2020	USD	0	(832)	(0.00)
			(14,806)	**(0.01)**

총 수익 스왑

	CCY			% 순자산
Receive iBoxx USD Liq. LL pay 3m USD LIBOR 20/12/2020	USD	439,239	8,942	0.00
			8,942	**0.00**

하룻밤 지수 스왑

	CCY	기본 노출	미실현 이익 / (손실) USD	% 순자산
Receive fixed 0.1098% pay float. (1d SONIA) 17/09/2030	GBP	2,054,790	(20,850)	(0.01)
			(20,850)	**(0.01)**

기타 자산 및 부채	74,511,661	26.76
순자산	**278,439,375**	**100.00**

지역별 배분

국가	국가 코드	% 순자산
미국	US	26.33
영국	GB	12.53
아일랜드	IE	7.69
독일	DE	3.43
룩셈부르크	LU	2.84
일본	JP	2.82
이탈리아	IT	2.29
프랑스	FR	2.05
네덜란드	NL	1.91
케이맨 제도	KY	0.90
호주	AU	0.70
스페인	ES	0.69
멕시코	MX	0.63
스위스	CH	0.60
홍콩	HK	0.53
초 국가	SU	0.46
캐나다	CA	0.44
버진 아일랜드 (영국령)	VG	0.43
덴마크	DK	0.39
인도	IN	0.35
스웨덴	SE	0.34
중국	CN	0.29
핀란드	FI	0.25
싱가포르	SG	0.21
한국	KR	0.21
터키	TR	0.21
버뮤다	BM	0.17
우크라이나	UA	0.17
아랍 에미리트	AE	0.16
대만	TW	0.15
남아프리카 공화국	ZA	0.15
인도네시아	ID	0.14
오스트리아	AT	0.14
Oman	OM	0.14
노르웨이	NO	0.12
벨기에	BE	0.11
에콰도르	EC	0.10
가나	GH	0.10
나이지리아	NG	0.09
이스라엘	IL	0.09
도미니카 공화국	DO	0.08
루마니아	RO	0.08
아르헨티나	AR	0.08
스리랑카	LK	0.08
러시아	RU	0.07
콜롬비아	CO	0.07

현재 투자종목 명세서서 2020년 10월 31일

지역별 배분

국가	국가 코드	% 순자산
브라질	BR	0.07
파나마	PA	0.07
이라크	IQ	0.06
케냐	KE	0.06
Angola	AO	0.06
에티오피아	ET	0.05
칠레	CL	0.05
태국	TH	0.05
마샬 군도	MH	0.05
포르투갈	PT	0.05
이집트	EG	0.05
볼리비아	BO	0.04
카타르	QA	0.04
그루지야	GE	0.04
파키스탄	PK	0.04
잠비아	ZM	0.03
엘살바도르	SV	0.03
바레인	BH	0.03
아제르바이잔	AZ	0.03
레바논	LB	0.03
페루	PE	0.03
코스타리카	CR	0.03
체코	CZ	0.03
말레이시아	MY	0.03
모리셔스	MU	0.02
Tunisia	TN	0.02
세르비아	RS	0.02
가봉	GA	0.01
몽골리아	MN	0.01
Honduras	HN	0.01
필리핀	PH	0.01
벨라루스	BY	0.01
트리니다드 토바고	TT	0.01
뉴질랜드	NZ	0.01
Uzbekistan	UZ	0.01
Surinam	SR	0.01
카자흐스탄	KZ	0.01
베트남	VN	0.01
베네수엘라	VE	0.00
Saudi Arabia	SA	0.00
Armenia	AM	0.00
요르단	JO	0.00
현금 및 기타 순자산		27.02

현재 투자종목 명세서서 2020년 10월 31일

	국가 코드	CCY	주식 또는 명목	시가(USD)	% 순자산
공인된 주식 또는 공식 증권거래소에서 거래됨					
에너지					
Petroleos Mexicanos 6.50% 13/03/2027	MX	USD	541,709	502,630	0.22
Petrobras Global 6.75% 03/06/2050	NL	USD	141,242	155,179	0.07
Marathon Petroleum 6.50% 01/03/2041	US	USD	121,415	141,939	0.06
GLP Finance 7.00% 01/08/2027	US	USD	127,773	131,908	0.06
Ecopetrol 6.875% 29/04/2030	CO	USD	106,248	127,885	0.06
Eni 2.625% VRN (Perpetual)	IT	EUR	107,131	123,792	0.05
Cespa Finance 2.25% 13/02/2026 EMTN	ES	EUR	92,847	112,906	0.05
ONEOK 3.40% 01/09/2029	US	USD	107,131	104,356	0.05
BP Capital Markets 3.625% VRN (Perpetual)	GB	EUR	86,455	103,607	0.05
Marathon Petroleum	US	USD	3,590	102,559	0.05
ONEOK 7.50% 01/09/2023	US	USD	89,812	102,203	0.05
Shell International Fin. 1.25% 11/11/2032 EMTN	NL	EUR	80,670	102,075	0.05
Reliance Industries	IN	INR	3,259	90,235	0.04
Western Midstream Operating 4.75% 15/08/2028	US	USD	89,844	84,229	0.04
Hess 5.80% 01/04/2047	US	USD	74,992	84,017	0.04
Hessen 5.60% 15/02/2041	US	USD	71,421	76,560	0.03
Delek & Avner Tamar Bond 5.412% 30/12/2025	IL	USD	71,421	73,336	0.03
Oil and Gas Holding 8.375% 07/11/2028 Reg S	BH	USD	66,171	72,884	0.03
Eni 3.375% VRN (Perpetual)	IT	EUR	63,029	72,809	0.03
Al Candelaria (Spain) 7.50% 15/12/2028 Reg S	ES	USD	65,608	71,054	0.03
Petroleos Mexicanos 7.69% 23/01/2050	MX	USD	85,175	70,813	0.03
Southern Gas Corridor 6.875% 24/03/2026 Reg S	AZ	USD	59,757	68,270	0.03
Leviathan Bond 6.125% 30/06/2025	IL	USD	62,205	64,578	0.03
Occidental Petroleum 8.50% 15/07/2027	US	USD	67,249	64,349	0.03
Royal Dutch Shell (B)	NL	GBP	5,237	63,026	0.03
Thaioil Treasury Centre 3.75% 18/06/2050 Reg S	TH	USD	66,405	61,438	0.03
Puma Int'l Fin. 5.00% 24/01/2026 Reg S	LU	USD	73,801	61,152	0.03
Puma Int'l Fin. 5.125% 06/10/2024 Reg S	LU	USD	71,462	60,761	0.03
EnLink Midstream Partners 5.05% 01/04/2045	US	USD	84,061	53,319	0.02
Ecopetrol 5.875% 28/05/2045	CO	USD	46,749	50,758	0.02
Medco Oak Tree Pte 7.375% 14/05/2026 Reg S	SG	USD	49,936	48,549	0.02
Petroleos Mexicanos 6.75% 21/09/2047	MX	USD	59,293	46,344	0.02
Kosmos Energy 7.125% 04/04/2026 Reg S	US	USD	51,353	42,779	0.02
Petroleos Mexicanos 5.95% 28/01/2031	MX	USD	44,978	37,759	0.02
Suncor Energy	CA	CAD	3,178	35,393	0.02
Equinor 1.375% 22/05/2032 EMTN	NO	EUR	26,926	34,711	0.02
Petrobras Global 5.60% 03/01/2031	NL	USD	32,105	34,680	0.02
Denbury	US	USD	2,083	34,133	0.02
Chevron	US	USD	483	33,051	0.01
Exxon Mobil	US	USD	1,006	32,341	0.01
Petroleos Mexicanos 6.50% 23/01/2029	MX	USD	35,416	31,679	0.01
Petroleos Mexicanos 6.95% 28/01/2060	MX	USD	40,374	31,624	0.01
Petroleos Mexicanos 6.35% 12/02/2048	MX	USD	35,416	27,137	0.01
ConocoPhillips	US	USD	885	24,868	0.01
PTT	TH	THB	22,092	21,924	0.01
KazMunayGas 6.375% 24/10/2048 Reg S	KZ	USD	15,937	21,258	0.01
Caltex Australia	AU	AUD	1,164	21,215	0.01
Petrobras Global Finance 6.85% 05/06/2115	NL	USD	17,708	19,080	0.01
Peru LNG Srl 5.375% 22/03/2030 Reg S	PE	USD	24,589	18,898	0.01
Ecopetrol 4.125% 16/01/2025	CO	USD	17,531	18,342	0.01
Petronas Capital 4.80% 21/04/2060 Reg S	MY	USD	12,927	17,717	0.01
Anton Oilfield Services Group 7.50% 02/12/2022	KY	USD	26,562	15,685	0.01
Galp Energia SGPS	PT	EUR	1,785	14,461	0.01
Petroleos Mexicanos 2.75% 21/04/2027 EMTN	MX	EUR	14,255	13,545	0.01
Ecopetrol 5.375% 26/06/2026	CO	USD	10,448	11,519	0.01
Medco Bell Pte 6.375% 30/01/2027 Reg S	SG	USD	12,750	11,290	0.00
Schlumberger	US	USD	741	10,732	0.00
Valero Energy	US	USD	279	10,478	0.00
Ecopetrol 7.375% 18/09/2043	CO	USD	8,323	10,441	0.00
Petroleos Mexicanos 4.875% 18/01/2024	MX	USD	10,395	10,215	0.00
Tupras Turkiye Petrol 4.50% 18/10/2024 Reg S	TR	USD	10,625	9,760	0.00
Canadian Natural Resources	CA	CAD	570	8,846	0.00
ONEOK	US	USD	300	8,520	0.00
HPCL-Mittal Energy 5.25% 28/04/2027	IN	USD	8,234	8,394	0.00
Parkland Fuel	CA	CAD	326	7,969	0.00
Pertamina Persero 4.70% 30/07/2049 Reg S	ID	USD	6,818	7,399	0.00
Petronas Capital 4.55% 21/04/2050 Reg S	MY	USD	4,870	6,127	0.00
Mongolian Mining 9.25% 15/04/2024 Reg S	SU	USD	5,312	4,329	0.00
Reliance Industries	IN	INR	254	4,052	0.00
ONGC Vidsh Vnk 3.75% 27/07/2026 Reg S	SG	USD	1,771	1,856	0.00
ABM Investama 7.125% 01/08/2022 Reg S	ID	USD	1,771	1,155	0.00
Pertamina Persero 4.30% 20/05/2023 Reg S	ID	USD	885	951	0.00
				3,865,833	1.71
유틸리티					
Greencoat Renewables	IE	EUR	1,132,895	1,544,258	0.68
US Solar Fund	GB	USD	1,284,824	1,268,764	0.56
Renewables Infrastructure Group	GB	GBP	291,672	510,849	0.23
Exelon	US	USD	5,709	227,324	0.10
Innogy Finance 6.25% 03/06/2030 EMTN	NL	GBP	121,415	223,110	0.10
Enel 8.75% VRN 24/09/2073	IT	USD	185,694	214,421	0.09
National Grid	GB	GBP	14,822	176,453	0.08
DWR Cymru Financing UK 1.625% 31/03/2026 EMTN	GB	GBP	133,807	175,277	0.08
Enel	IT	EUR	21,786	173,462	0.08
NGG Finance 5.625% VRN 18/06/2073	GB	GBP	107,131	156,878	0.07
EDF 3.375% VRN (Perpetual)	FR	EUR	114,273	130,974	0.06
Hydro One	CA	CAD	5,985	130,929	0.06
Mong Duong Fin. Holdings 5.125% 07/05/2029 Reg S	NL	USD	127,789	130,401	0.06
SP Powerassets 3.00% 26/09/2027 Reg S	SG	USD	117,844	129,174	0.06
EDF 6.00% VRN (Perpetual) EMTN	FR	GBP	89,276	125,701	0.06
Iberdrola International 2.250% VRN (Perpetual)	NL	EUR	107,131	124,848	0.06
Edison International 5.75% 15/06/2027	US	USD	107,131	121,770	0.05
Tennet Holdings 2.995% VRN (Perpetual)	NL	EUR	99,989	120,388	0.05
NextEra Energy Capital Holdings 2.75% 01/11/2029	US	USD	107,131	115,267	0.05
Star Energy Geothermal 6.75% 24/04/2033 Reg S	VG	USD	100,946	111,558	0.05
Orsted	DK	DKK	656	104,114	0.05
RWE	DE	EUR	2,527	93,585	0.04
ReNew Power Synthetic 6.67% 12/03/2024 Reg S	IN	USD	85,665	89,833	0.04
Light Serv. de Eletricidade 7.25% 03/05/2023 Reg S	BR	USD	84,659	88,586	0.04
Anglian Water Osprey Fin. 4.00% 08/03/2026 EMTN	GB	GBP	66,106	84,493	0.04
Eskom Holdings 7.125% 11/02/2025 Reg S	ZA	USD	89,248	83,830	0.04
E.ON	DE	EUR	7,836	81,729	0.04
Eskom Holdings 8.45% 10/08/2028 Reg S	ZA	USD	85,352	81,633	0.04
Tennet Holdings 2.374% VRN (Perpetual)	NL	EUR	64,457	75,673	0.03
EDF 4.00% VRN (Perpetual)	FR	EUR	60,708	73,645	0.03
Inkia Energy 5.875% 09/11/2027 Reg S	BM	USD	67,249	70,208	0.03
PG&E 5.25% 01/07/2030	US	USD	64,693	64,774	0.03
Energo-Pro AS 4.00% 07/12/2022	CZ	EUR	57,161	64,132	0.03
CLP Power Hong Kong Fin. 2.125% 30/06/2030 EMTN	VG	USD	58,922	59,250	0.03
NextEra Energy	US	USD	759	56,017	0.02
Edison International	US	USD	974	54,280	0.02
Severn Trent Utilities Fin. 2.00% 02/06/2040 EMTN	GB	GBP	38,924	53,043	0.02
EDP Finance 8.625% 04/01/2024 EMTN	NL	GBP	25,033	40,088	0.02
Public Service Enterprise Group	US	USD	574	33,677	0.01
SSE	GB	GBP	1,888	30,693	0.01
DTE Energy	US	USD	245	30,043	0.01
Energo-Pro AS 4.50% 04/05/2024	CZ	EUR	26,900	29,949	0.01
Star Energy Geothermal 4.85% 14/10/2038 Reg S	BM	USD	28,953	29,795	0.01
Consolidated Edison	US	USD	361	28,542	0.01
AGL Energy	AU	AUD	2,772	24,308	0.01
OGE Energy	US	USD	653	20,216	0.01
Neerg Energy 6.00% 13/02/2022 Reg S	MU	USD	18,239	18,558	0.01
Perusahaan Listrik Negara 4.875% 17/07/2049 Reg S	ID	USD	13,635	15,091	0.01
Brookfield Renewable	US	CAD	131	8,805	0.00
GCL New Energy Holdings 7.10% 30/01/2021	BM	USD	15,937	7,730	0.00
Greenko Investment 4.875% 16/08/2023 Reg S	MU	USD	7,048	7,092	0.00
OmGrid Funding 5.196% 16/05/2027 Reg S	KY	USD	6,198	5,743	0.00
China Oil & Gas Group 5.50% 25/01/2023	BM	USD	3,896	3,998	0.00
NTPC 4.375% 26/11/2024 EMTN	IN	USD	1,771	1,894	0.00
				7,526,853	3.33
소재					
Gold Fields Orogen Hldgs 6.125% 15/05/2029 Reg S	VG	USD	208,004	248,565	0.11
Air Products and Chemicals	US	USD	616	169,551	0.07
Akzo Nobel	NL	EUR	1,331	128,193	0.06
Suzano Austria 3.75% 15/01/2031	AT	USD	123,260	126,804	0.06
Indonesia 5.80% 15/05/2050 Reg S	ID	USD	95,623	111,593	0.05
Internatinl Flavors & Fragrances 1.80% 25/09/2026	US	EUR	89,276	110,935	0.05
Indonesia 5.45% 15/05/2030 Reg S	ID	USD	95,623	109,090	0.05
DS Smith 1.375% 26/07/2024	GB	EUR	89,276	107,076	0.05
Trivium Packaging Fin 5.50% 15/08/2026 144A	NL	USD	100,873	105,834	0.05
Arcelormittal	LU	EUR	6,181	83,908	0.04
Ball 1.50% 15/03/2027	US	EUR	71,421	81,893	0.04
CRH	IE	GBP	2,079	73,257	0.03
Ivanhoe Mines	CA	CAD	17,894	68,534	0.03
Metinvest 8.50% 23/04/2026 Reg S	NL	USD	67,249	68,214	0.03
Lynas	MY	AUD	28,924	57,543	0.03
Sasol Finance USA 6.50% 27/09/2028	US	USD	53,799	51,889	0.02
CCL Industries	CA	CAD	1,320	50,467	0.02
ABJA Investment 5.45% 24/01/2028	SG	USD	51,332	49,694	0.02
Corteva	US	USD	1,311	42,476	0.02
Rio Tinto	GB	GBP	716	40,431	0.02
Barrick Gold	CA	CAD	1,402	36,995	0.02
Meglobal Canada 5.875% 18/05/2030 Reg S	CA	USD	30,546	36,469	0.02
Covestro	DE	EUR	743	35,466	0.02
Packaging Corp of America (A)	US	USD	309	35,245	0.02
BHP Group (UK)	AU	GBP	1,723	33,253	0.01
International Paper	US	USD	756	32,928	0.01
Nucor	US	USD	674	31,859	0.01
Linde	GB	USD	125	27,375	0.01
Asian Paints	IN	INR	797	23,756	0.01
Ecolab	US	USD	120	22,092	0.01
DS Smith 0.875% 12/09/2026 EMTN	GB	EUR	17,855	20,982	0.01
Suzano Austria 6.00% 15/01/2029	AT	USD	15,494	18,005	0.01

* 이사회 결정으로 가격이 책정된 유가증권.
별첨 재무제표에 대한 주석은 본 재무제표의 중요한 일부입니다. 투자종목 명세서 및 지역별 배분의 순자산 비율은 반올림되었습니다.

현재 투자종목 명세서서 2020년 10월 31일

	국가 코드	CCY	주식 또는 명목	시가(USD)	% 순자산
Vedanta Resources 6.125% 09/08/2024 Reg S	GB	USD	30,104	17,619	0.01
Shin-Etsu Chemical	JP	JPY	129	17,293	0.01
BHP Group	AU	AUD	645	15,373	0.01
Wheaton Precious Metals	CA	CAD	331	14,889	0.01
UltraTech Cement	IN	INR	236	14,531	0.01
Kirkland Lake Gold	CA	CAD	244	11,100	0.00
Fortescue Metals Group	AU	AUD	789	9,630	0.00
Tianqi Fin 3.75% 28/11/2022	VG	USD	21,692	9,039	0.00
Skshu Paint (A)	CN	CNY	389	8,623	0.00
Asahi Kasei	JP	JPY	941	8,157	0.00
Rio Tinto	GB	AUD	120	7,778	0.00
Mitsubishi Chemical Holdings	JP	JPY	1,282	7,221	0.00
Braskem Netherlands Fin. 4.50% 10/01/2028 Reg S	NL	USD	6,145	5,925	0.00
Petkim Petrokimya Holding 5.875% 26/01/2023 Reg S	TR	USD	708	698	0.00
Mongolian Mining 0.386% (Perpetual)	KY	USD	799	340	0.00
Mongolian Mining	MN	HKD	548	31	0.00
				2,388,619	1.06

산업재

	국가 코드	CCY	주식 또는 명목	시가(USD)	% 순자산
Doric Nimrod Air Two Perpetual (Pref'd)	GB	GBP	565,201	534,499	0.24
Doric Nimrod Air Three (Pref'd)	GB	GBP	715,704	356,956	0.16
Amedeo Air Four Plus	GB	GBP	768,997	323,764	0.14
Schneider Electric	FR	EUR	2,255	273,753	0.12
Mexico City Airport Trust 5.50% 31/07/2047 Reg S	MX	USD	286,676	245,897	0.11
Wolters Kluwer	NL	EUR	2,781	225,419	0.10
MTR 1.625% 19/08/2030 EMTN	HK	USD	178,552	174,496	0.08
RELX	GB	EUR	8,553	169,458	0.07
DP World 2.375% 25/09/2026 Reg S	AE	EUR	142,841	167,973	0.07
Embraer Netherlands Fin. 6.95% 17/01/2028 Reg S	NL	USD	150,909	152,485	0.07
Bunzl	GB	GBP	4,874	151,538	0.07
Schaeffler Finance 3.25% 15/05/2025 Reg S	NL	EUR	124,986	147,781	0.07
Norfolk Southern	US	USD	701	144,735	0.06
Holding d'Infrastructures 2.50% 04/05/2027 EMTN	FR	EUR	107,131	135,931	0.06
Sinotrans (H)	CN	HKD	454,183	134,492	0.06
AA Bond 2.75% 31/07/2023 EMTN	GB	GBP	107,131	134,341	0.06
Paprec Holding 4.00% 31/03/2025 Reg S	FR	EUR	121,788	133,765	0.06
Allison Transmission Holdings	US	USD	3,415	121,211	0.05
Xylem 2.25% 30/01/2031	US	USD	96,132	100,654	0.04
Heathrow Funding 5.225% 15/02/2023 Reg S	GB	GBP	71,421	99,008	0.04
Airbus Group	FR	EUR	1,303	95,004	0.04
Autopistas Del Sol 7.375% 30/12/2030 Reg S	CR	USD	104,492	94,677	0.04
Holding d'Infrastructures 1.625% 27/11/2027 EMTN	FR	EUR	78,563	94,607	0.04
Ryanair 1.125% 15/08/2023 EMTN	IE	EUR	83,027	92,642	0.04
SKF	SE	SEK	4,471	91,632	0.04
China Railway Group (H)	CN	HKD	172,303	79,286	0.04
Boeing 4.875% 01/05/2025	US	USD	71,421	77,736	0.03
National Express Group 2.375% 20/11/2028	GB	GBP	60,708	77,325	0.03
Easyjet 1.75% 09/02/2023 EMTN	GB	EUR	71,421	76,660	0.03
Ashtead Capital 4.375% 15/08/2027 144A	US	USD	71,421	74,992	0.03
General Electric 4.35% 01/05/2050	US	USD	70,064	74,789	0.03
Airbus 2.375% 09/06/2040 EMTN	NL	EUR	54,030	65,787	0.03
General Dynamics	US	USD	491	63,610	0.03
Woodward	US	USD	771	61,242	0.03
Siemens	DE	EUR	520	60,978	0.03
SITC International Holdings	HK	HKD	35,086	54,180	0.02
RAC Bond 4.87% 06/05/2026 EMTN	GB	GBP	39,281	51,543	0.02
DP World 5.625% 25/09/2048 Reg S	AE	USD	44,890	51,371	0.02
Kubota	JP	JPY	2,799	48,662	0.02
Ryanair 2.875% 15/09/2025 EMTN	IE	EUR	41,067	47,807	0.02
Recruit Holdings	JP	JPY	1,204	45,870	0.02
Union Pacific	US	USD	245	42,949	0.02
Heathrow Funding 2.75% 13/10/2031 EMTN	GB	GBP	32,389	41,922	0.02
Honeywell International	US	USD	256	41,888	0.02
DCC	IE	GBP	637	41,432	0.02
Hubbell (B)	US	USD	283	40,970	0.02
Kone	FI	EUR	509	40,564	0.02
FANUC	JP	JPY	189	40,038	0.02
3M	US	USD	243	38,408	0.02
Heathrow Funding 9.20% 29/03/2021 EMTN	GB	GBP	28,568	38,077	0.02
Komatsu	JP	JPY	1,647	37,149	0.02
Cummins	US	USD	168	36,398	0.02
THK	JP	JPY	1,343	35,616	0.02
Illinois Tool Works	US	USD	176	34,426	0.02
CSX	US	USD	433	33,959	0.02
Mitsubishi	JP	JPY	1,506	33,624	0.01
Lockheed Martin	US	USD	96	33,400	0.01
Mitsui	JP	JPY	2,118	33,185	0.01
Daikin Industries	JP	JPY	170	31,840	0.01
Rockwell Automation	US	USD	134	31,593	0.01
Pacific Basin Shipping	HK	HKD	212,628	31,045	0.01
Fastenal	US	USD	718	30,965	0.01
CH Robinson Worldwide	US	USD	342	30,123	0.01
Waste Management	US	USD	257	27,494	0.01
Emerson Electric	US	USD	416	26,821	0.01
Empresa de Ferrocarriles 3.068% 18/08/2050 Reg S	CL	USD	28,067	26,155	0.01
Sumitomo	JP	JPY	2,353	25,754	0.01
AMETEK	US	USD	255	25,001	0.01
Snap-on	US	USD	156	24,328	0.01
SMC	JP	JPY	46	24,239	0.01
Mexico City Airport 5.50% 31/10/2046 Reg S	MX	USD	26,562	22,897	0.01
Wizz Air Holdings	CH	GBP	512	21,175	0.01
L3 Technologies 3.85% 15/12/2026	US	USD	17,855	20,179	0.01
Experian	IE	GBP	493	17,986	0.01
Indika Energy Capital Pte 5.875% 09/11/2024 Reg S	SG	USD	18,416	17,424	0.01
Vinci	FR	EUR	217	17,171	0.01
Mexico City Airport 3.875% 30/04/2028 Reg S	MX	USD	19,125	17,105	0.01
Meggitt	GB	GBP	4,798	16,986	0.01
Canadian National Railway	CA	CAD	169	16,817	0.01
RELX	GB	GBP	790	15,630	0.01
Adecco Group	CH	CHF	315	15,487	0.01
Atlas Copco	SE	SEK	309	13,678	0.01
Plug Power	US	USD	960	13,448	0.01
Legrand	FR	EUR	171	12,661	0.01
Canadian Pacific Railway	CA	CAD	40	11,836	0.01
IMI	GB	GBP	861	11,537	0.01
Airports of Thailand	TH	THB	5,765	9,537	0.00
GMR Int'l Airport 5.375% 10/04/2024 Reg S	IN	USD	9,208	9,104	0.00
Epiroc (A)	SE	SEK	604	9,040	0.00
Schindler Holding	CH	CHF	32	8,100	0.00
CAR 8.875% 10/05/2022	KY	USD	8,950	7,730	0.00
VAT Group	CH	CHF	40	7,413	0.00
SGS	CH	CHF	3	7,355	0.00
Ritchie Bros Auctioneers	CA	CAD	121	7,352	0.00
Aurizon Holdings Ltd	AU	AUD	2,391	6,336	0.00
GT Capital Holdings	PH	PHP	382	3,397	0.00
Mexico City Airport 4.25% 31/10/2026 Reg S	MX	USD	3,542	3,341	0.00
Soechi Capital Pte 8.375% 31/01/2023 Reg S	SG	USD	3,542	2,169	0.00
GMR Int'l Airport 4.25% 27/10/2027 Reg S	IN	USD	1,417	1,282	0.00
				6,732,092	2.98

정보 기술

	국가 코드	CCY	주식 또는 명목	시가(USD)	% 순자산
Microsoft	US	USD	4,129	831,959	0.37
Apple	US	USD	6,616	720,338	0.32
Alphabet (A)	US	USD	272	441,362	0.20
Taiwan Semiconductor Manufacturing	TW	TWD	26,775	404,901	0.18
Intel	US	USD	7,120	312,903	0.14
Cisco Systems	US	USD	8,451	301,122	0.13
Samsung Electronics Perpetual (Pref'd)	KR	KRW	4,971	221,046	0.10
Qualcomm	US	USD	1,696	208,888	0.09
Global Payments	US	USD	1,282	199,981	0.09
Edenred 1.375% 18/06/2029	FR	EUR	135,699	168,047	0.07
Facebook	US	USD	613	162,886	0.07
Samsung Electronics	KR	KRW	2,942	147,809	0.07
Salesforce.com	US	USD	638	147,604	0.07
Visa	US	USD	782	141,024	0.06
ASML Holding	NL	EUR	382	138,998	0.06
Tencent Holdings 1.81% 26/01/2026 Reg S	KY	USD	133,307	135,338	0.06
Murata Manufacturing	JP	JPY	1,904	134,066	0.06
Obic	JP	JPY	703	124,734	0.06
SAP SE 0.375% 18/05/2029	DE	EUR	103,560	124,073	0.05
Texas Instruments	US	USD	864	123,804	0.05
KLA-Tencor	US	USD	616	122,116	0.05
Infineon Technologies	DE	EUR	4,374	121,805	0.05
TDK	JP	JPY	960	112,873	0.05
VMware	US	USD	830	106,350	0.05
Hon Hai Precision Industry	TW	TWD	37,085	100,670	0.04
Tencent Holdings	CN	HKD	1,317	100,425	0.04
NXP Semiconductors	NL	USD	721	96,684	0.04
Z Holdings	JP	JPY	13,754	95,972	0.04
Telefonaktiebolaget LM Ericsson	SE	SEK	8,316	92,880	0.04
International Business Machines 7.00% 30/10/2025	US	USD	71,421	92,275	0.04
PayPal Holdings 2.85% 01/10/2029	US	USD	83,027	90,737	0.04
Orano 3.375% 23/04/2026 EMTN	FR	EUR	67,249	80,690	0.04
Nvidia	US	USD	157	77,595	0.03
Genpact	US	USD	2,050	70,580	0.03
SAP	DE	EUR	632	67,394	0.03
Hewlett Packard Enterprise 6.20% 15/10/2035	US	USD	53,566	66,915	0.03
PayPal Holdings	US	USD	352	65,410	0.03
Micron Technology	US	USD	1,311	65,202	0.03
Infosys	IN	INR	4,421	63,166	0.03
Teradyne	US	USD	688	59,697	0.03
Nuance Communications	US	USD	1,832	59,112	0.03
Capgemini	FR	EUR	488	56,339	0.02
MasterCard	US	USD	192	54,529	0.02
Fidelity National Information Services	US	USD	400	49,717	0.02
Check Point Software Technologies (H)	IL	USD	432	49,298	0.02
Match Group	US	USD	400	46,906	0.02
Tata Consultancy Services	IN	INR	1,284	46,178	0.02
Adobe	US	USD	99	44,167	0.02

현재 투자종목 명세서서 2020년 10월 31일

	국가 코드	CCY	주식 또는 명목	시가(USD)	% 순자산
Keyence	JP	JPY	97	43,841	0.02
Ciena	US	USD	1,087	42,717	0.02
PTC	US	USD	488	40,573	0.02
Atos	FR	EUR	576	39,306	0.02
Broadcom	US	USD	109	37,904	0.02
Accenture	IE	USD	170	36,914	0.02
Tokyo Electron	JP	JPY	129	34,796	0.02
Oracle	US	USD	612	34,264	0.02
BE Semiconductor Industries	NL	EUR	736	29,735	0.01
Western Digital	US	USD	768	28,441	0.01
Automatic Data Processing	US	USD	147	23,226	0.01
SUMCO	JP	JPY	1,518	23,156	0.01
Trimble	US	USD	479	23,001	0.01
Lam Research	US	USD	66	22,687	0.01
Applied Materials	US	USD	367	21,597	0.01
Dassault Systemes	FR	EUR	125	21,412	0.01
Analog Devices	US	USD	177	20,835	0.01
Skyworks Solutions	US	USD	141	19,908	0.01
Amphenol (A)	US	USD	178	19,874	0.01
Cognex	US	USD	271	17,876	0.01
Brother Industries	JP	JPY	1,153	17,821	0.01
HTA Group 7.00% 18/12/2025	MU	USD	16,911	17,754	0.01
Microchip Technology	US	USD	163	16,999	0.01
Paychex	US	USD	204	16,641	0.01
Motorola Solutions	US	USD	103	16,412	0.01
Universal Display	US	USD	80	15,617	0.01
International Business Machines	US	USD	138	15,346	0.01
HP	US	USD	858	15,236	0.01
Citrix Systems	US	USD	129	14,754	0.01
Jack Henry & Associates	US	USD	94	13,898	0.01
Tsinghua Unic 4.75% 31/01/2021	VG	USD	20,187	12,995	0.01
NetApp	US	USD	266	11,583	0.01
CDK Global	US	USD	267	11,412	0.01
Western Union	US	USD	543	10,451	0.00
Foxconn Industrial Internet (A)	CN	CNY	3,548	7,247	0.00
Tsinghua Unic 6.50% 31/01/2028	VG	USD	7,083	2,653	0.00
				8,145,447	**3.60**
소비재					
Amazon.com	US	USD	162	493,258	0.22
Charter Communications	US	USD	537	323,916	0.14
Activision Blizzard	US	USD	2,904	218,032	0.10
Volkswagen Int'l Finance 3.375% VRN (Perpetual)	NL	EUR	182,123	213,633	0.09
CPUK Finance 3.69% 28/02/2028	GB	GBP	142,841	190,592	0.08
Ford Motor 9.00% 22/04/2025	US	USD	154,672	182,423	0.08
Lowe's Cos	US	USD	1,121	176,465	0.08
Alibaba Group Holding ADR	CN	USD	580	176,191	0.08
Bridgestone	JP	JPY	5,180	168,851	0.07
Fiat Chrysler Automobiles 4.50% 07/07/2028	NL	EUR	122,864	166,565	0.07
Faurecia 3.75% 15/06/2028	FR	EUR	138,196	163,565	0.07
Naspers	ZA	ZAR	800	155,655	0.07
Volkswagen Int'l Finance 3.875% VRN (Perpetual)	NL	EUR	114,273	134,502	0.06
SES SA . 5.625% VRN (Perpetual)	LU	EUR	107,131	133,314	0.06
eBay	US	USD	2,468	117,126	0.05
Informa 2.125% 06/10/2025 EMTN	GB	EUR	96,454	112,930	0.05
Studio City Finance 6.50% 15/01/2028 Reg S	VG	USD	105,770	105,474	0.05
JD.com 4.125% 14/01/2050	KY	USD	96,418	103,968	0.05
Studio City Finance 7.25% 11/02/2024 Reg S	VG	USD	100,873	103,960	0.05
Comcast	US	USD	2,247	95,088	0.04
Sony	JP	JPY	1,103	91,818	0.04
Nike	US	USD	753	90,491	0.04
Dollar Tree	US	USD	928	83,648	0.04
Home Depot 3.30% 15/04/2040	US	USD	71,421	81,318	0.04
Chanel Ceres 1.00% 31/07/2031	GB	EUR	67,135	80,539	0.04
LVMH Moet Hennessy Louis Vuitton	FR	EUR	162	75,912	0.03
Home Depot	US	USD	286	75,648	0.03
Informa	GB	GBP	13,883	75,175	0.03
Ford Motor 8.50% 21/04/2023	US	USD	67,249	74,538	0.03
Verisure Holdings 3.875% 15/07/2026 Reg S	SE	EUR	60,860	70,915	0.03
Cable One	US	USD	39	67,167	0.03
Tesla	US	USD	160	61,731	0.03
Greene King Finance 5.318% 15/09/2031	GB	GBP	42,115	59,011	0.03
InterContinental Hotel Grp. 3.375% 08/10/2028 EMTN	GB	GBP	42,067	54,742	0.02
Ford Motor 9.625% 22/04/2030	US	USD	40,349	54,234	0.02
Sirius XM Holdings	US	USD	9,351	53,724	0.02
Kohl's 9.50% 15/05/2025	US	USD	44,638	53,597	0.02
Schaeffler 2.875% 26/03/2027 EMTN	DE	EUR	45,923	53,548	0.02
Nine Entertainment Holdings	AU	AUD	35,370	51,687	0.02
McDonald's	US	USD	241	50,998	0.02
Quebecor	CA	CAD	2,155	49,979	0.02
Prosus	NL	EUR	496	49,546	0.02
Booking Holdings	US	USD	29	46,537	0.02
Autoliv	SE	USD	608	46,211	0.02
Oriental Land	JP	JPY	326	45,696	0.02
Pearson	GB	GBP	6,915	45,687	0.02
adidas	DE	EUR	141	41,858	0.02
Starbucks	US	USD	478	41,390	0.02
Volkswagen (Pref'd)	DE	EUR	280	40,790	0.02
Burlington Stores	US	USD	212	40,582	0.02
Meituan 2.125% 28/10/2025 Reg S	KY	USD	37,496	37,576	0.02
Prosus 4.027% 03/08/2050 Reg S	NL	USD	34,973	35,869	0.02
Haseko	JP	JPY	2,906	34,854	0.02
Best Buy	US	USD	307	33,995	0.02
Hanesbrands	US	USD	2,002	32,022	0.01
Isuzu Motors	JP	JPY	3,824	31,026	0.01
Nokian Renkaat	FI	EUR	961	29,552	0.01
Garmin	CH	USD	268	28,095	0.01
Yum! Brands	US	USD	281	26,260	0.01
Maruti Suzuki India	IN	INR	272	25,551	0.01
JD.com	CN	HKD	618	25,120	0.01
Midea Group (A)	CN	CNY	2,132	24,861	0.01
Genuine Parts Co	US	USD	268	24,123	0.01
Studio City Finance 6.00% 15/07/2025 Reg S	VG	USD	23,817	23,966	0.01
Melco Resorts Finance 5.375% 04/12/2029 Reg S	KY	USD	24,437	23,574	0.01
New Oriental Education & Technology Group ADR	CN	USD	145	23,225	0.01
Leggett & Platt	US	USD	535	22,273	0.01
Hasbro	US	USD	254	21,083	0.01
Sands China	CN	HKD	5,554	19,481	0.01
Midea Group	CN	CNY	1,602	18,706	0.01
Shenzhou International Group Holdings	CN	HKD	1,071	18,612	0.01
Just Eat Takeaway.com 1.25% 30/04/2026	NL	EUR	13,450	18,011	0.01
Alibaba Group Holding	CN	HKD	440	16,715	0.01
Wyndham Destinations	US	USD	507	16,290	0.01
Prosus 2.031% 03/08/2032 Reg S	NL	EUR	12,750	15,059	0.01
Kering	FR	EUR	23	14,144	0.01
Hermes International	FR	EUR	15	13,691	0.01
Eicher Motors	IN	INR	400	11,244	0.00
Central Retail	TH	THB	12,891	11,020	0.00
Future Retail 5.60% 22/01/2025 Reg S	IN	USD	14,166	9,775	0.00
Trip.com Group ADR	CN	USD	341	9,745	0.00
Tiffany & Co	US	USD	63	8,188	0.00
Persimmon	GB	GBP	210	6,370	0.00
Burberry Group	GB	GBP	354	6,215	0.00
Games Workshop Group	GB	GBP	45	6,070	0.00
Bellway	GB	GBP	170	5,129	0.00
MR DIY Group (M)	MY	MYR	6,183	2,594	0.00
Baoxin Auto Finance I 9.109% VRN (Perpetual)	VG	USD	3,542	2,550	0.00
				6,076,859	**2.69**
소비재					
Unilever	GB	GBP	6,349	362,248	0.16
Procter & Gamble	US	USD	2,303	314,574	0.14
Kimberly-Clark	US	USD	1,769	234,806	0.10
Tesco	GB	GBP	76,186	202,820	0.09
Swedish Match	SE	SEK	2,036	153,601	0.07
Colgate-Palmolive	US	USD	1,787	141,415	0.06
MARB BondCo 7.00% 15/03/2024 Reg S	GB	USD	131,135	134,677	0.06
Altria Group 5.80% 14/02/2039	US	USD	105,346	133,858	0.06
Nestle	CH	CHF	1,178	132,588	0.06
Iceland Bondco 4.625% 15/03/2025 Reg S	GB	GBP	98,856	122,389	0.05
British American Tobacco	GB	GBP	3,467	109,934	0.05
Ain Holdings	JP	JPY	1,363	95,377	0.04
JBS Investments 7.00% 15/01/2026 Reg S	AT	USD	67,249	71,745	0.03
Walmart	US	USD	407	56,366	0.02
MARB Bond 6.875% 19/01/2025 Reg S	GB	USD	50,437	52,192	0.02
L'Oreal	FR	EUR	148	47,942	0.02
Coca-Cola	US	USD	975	46,621	0.02
Koninklijke Ahold Delhaize	NL	EUR	1,445	39,725	0.02
MHP Lux 6.95% 03/04/2026 Reg S	LU	USD	35,416	35,686	0.02
Kernel Holding 8.75% 31/01/2022 Reg S	LU	USD	33,624	35,230	0.02
Philip Morris International	US	USD	482	34,022	0.02
MHP Lux 6.25% 19/09/2029 Reg S	LU	USD	35,416	34,017	0.02
Kweichow Moutai (A)	CN	CNY	133	33,110	0.01
Unilever	GB	EUR	557	31,499	0.01
JDE Peet's	NL	EUR	816	29,267	0.01
Clorox	US	USD	134	27,952	0.01
General Mills	US	USD	462	27,420	0.01
Altria Group	US	USD	717	26,095	0.01
Darling Ingredients	US	USD	560	23,862	0.01
CP ALL	TH	THB	13,263	22,831	0.01
Pernod Ricard	FR	EUR	141	22,671	0.01
China Mengniu Dairy	HK	HKD	4,769	22,466	0.01
Reckitt Benckiser Group	GB	GBP	255	22,440	0.01
Hindustan Unilever	IN	INR	721	20,140	0.01
Hershey	US	USD	146	19,978	0.01
Campbell Soup	US	USD	414	19,406	0.01
Estee Lauder	US	USD	87	19,228	0.01
Heineken	NL	EUR	216	19,183	0.01
Diageo	GB	GBP	576	18,656	0.01

현재 투자종목 명세서서 2020년 10월 31일

	국가 코드	CCY	주식 또는 명목	시가(USD)	% 순자산
Kao	JP	JPY	259	18,442	0.01
Carlsberg (B)	DK	DKK	142	18,042	0.01
Treasury Wine Estates	AU	AUD	2,390	15,387	0.01
Kirin Holdings	JP	JPY	741	13,373	0.01
Vietnam Dairy Products	VN	VND	2,619	12,203	0.01
Asahi Group Holdings	JP	JPY	365	11,293	0.00
Robinsons Retail Holdings	PH	PHP	5,388	7,125	0.00
Budweiser Brewing Co APAC	HK	HKD	1,625	4,791	0.00
Carabao Group	TH	THB	1,141	4,005	0.00
SSMS Plantation Holdings 7.75% 23/01/2023	SG	USD	5,900	3,496	0.00
				3,106,194	**1.37**
건강					
Roche Holding	CH	CHF	1,307	420,390	0.19
UnitedHealth Group	US	USD	894	273,377	0.12
Novartis	CH	CHF	3,170	247,337	0.11
Pfizer	US	USD	6,986	245,067	0.11
Bristol-Myers Squibb	US	USD	3,890	226,721	0.10
HCA 5.25% 15/06/2026	US	USD	163,303	190,409	0.08
Santen Pharmaceutical	JP	JPY	10,572	188,456	0.08
AmerisourceBergen	US	USD	1,866	178,753	0.08
CSL	AU	AUD	878	177,489	0.08
ICON	IE	USD	956	172,500	0.08
AbbVie	US	USD	1,948	164,129	0.07
Sanofi	FR	EUR	1,609	145,061	0.06
Koninklijke Philips	NL	EUR	2,993	139,062	0.06
Philips 1.375% 30/03/2025 EMTN	NL	EUR	107,131	132,530	0.06
Thermo Fisher Scientific 1.95% 24/07/2029	US	EUR	90,061	119,627	0.05
Astellas Pharma	JP	JPY	8,268	113,424	0.05
AbbVie 4.875% 14/11/2048	US	USD	89,276	113,331	0.05
GlaxoSmithKline	GB	GBP	6,723	112,503	0.05
Becton Dickinson 1.90% 15/12/2026	US	EUR	89,276	111,892	0.05
Teva Pharmaceutical Fin. 6.00% 31/01/2025	NL	EUR	91,324	110,769	0.05
HCA Healthcare	US	USD	816	100,802	0.04
Danaher	US	USD	384	87,656	0.04
Merck KGaA 1.625% VRN 09/09/2080	DE	EUR	74,992	86,916	0.04
Johnson & Johnson	US	USD	625	85,108	0.04
Mylan	US	USD	5,398	78,428	0.03
Cigna 3.40% 15/03/2050	US	USD	71,421	75,394	0.03
Unitedhealth Group 2.90% 15/05/2050	US	USD	71,421	74,811	0.03
Cigna 4.90% 15/12/2048	US	USD	53,566	68,967	0.03
Centene	US	USD	1,151	67,907	0.03
Thermo Fisher Scientific	US	USD	131	61,795	0.03
Cooper	US	USD	188	60,230	0.03
GN Store Nord	DK	DKK	832	59,834	0.03
Zoetis	US	USD	372	58,923	0.03
Regeneron Pharmaceuticals	US	USD	104	56,446	0.02
Merck	US	USD	748	55,897	0.02
Cigna	US	USD	328	54,658	0.02
Ascendis Pharma ADR	DK	USD	317	51,227	0.02
Genmab	DK	DKK	152	50,626	0.02
AstraZeneca	GB	GBP	480	48,268	0.02
Amgen	US	USD	217	46,886	0.02
Yestar International Holdings 6.90% 15/09/2021	KY	USD	116,958	45,914	0.02
Medtronic	IE	USD	450	45,009	0.02
AbbVie 1.25% 18/11/2031	US	EUR	35,710	44,565	0.02
Grifols ADR	ES	USD	2,415	40,449	0.02
Nippon Shinyaku	JP	JPY	565	40,405	0.02
Agilent Technologies	US	USD	368	37,478	0.02
Bio-Techne	US	USD	137	35,192	0.02
Gilead Sciences	US	USD	609	35,065	0.02
ResMed	US	USD	181	34,541	0.02
Novo Nordisk	DK	DKK	530	34,053	0.02
Boston Scientific	US	USD	920	31,770	0.01
Zimmer Biomet Holdings	US	USD	228	30,062	0.01
Stryker	US	USD	146	29,338	0.01
Chemed	US	USD	58	27,703	0.01
Cerner	US	USD	392	27,601	0.01
Baxter International	US	USD	354	27,352	0.01
Teleflex	US	USD	81	25,771	0.01
Ono Pharmaceutical	JP	JPY	882	25,184	0.01
CVS Health	US	USD	401	22,447	0.01
Wuxi Biologics Cayman	CN	HKD	776	21,788	0.01
Coloplast	DK	DKK	138	20,133	0.01
Recordati	IT	EUR	374	19,400	0.01
Shionogi	JP	JPY	377	17,771	0.01
Orion	FI	EUR	386	16,529	0.01
Innovent Biologics	CN	HKD	2,211	16,392	0.01
Hansoh Pharmaceutical Group	CN	HKD	2,717	12,157	0.01
Peijia Medical	CN	HKD	2,130	6,910	0.00
Hangzhou Tigermed Consulting	CN	HKD	208	3,336	0.00
InnoCare Pharma	CN	HKD	2,046	2,620	0.00
Bumrungrad Hospital	TH	THB	754	2,198	0.00
Ocumension Therapeutics	CN	HKD	917	2,140	0.00
				5,694,879	**2.52**
금융					
Amundi Physical Gold ETC	IE	USD	123,084	9,232,900	4.08
SPDR S&P US Dividend Aristocrats UCITS ETF (UK)	IE	GBP	113,706	5,805,847	2.57
Hicl Infrastructure	GB	GBP	835,084	1,901,820	0.84
Real Estate Credit Investments	GB	GBP	754,127	1,211,398	0.54
IBRD 0.125% 03/01/2051 GMTN	SU	EUR	373,637	428,386	0.19
Westfield Stratford City Fin 1.642% 04/08/2026	GB	GBP	231,153	301,710	0.13
Ally Financial 8.00% 01/11/2031 (A)	US	USD	213,316	294,959	0.13
Deutsche Boerse	DE	EUR	1,997	293,969	0.13
Morgan Stanley	US	USD	5,644	268,976	0.12
Lloyds Bank 7.625% 22/04/2025 EMTN	GB	GBP	142,841	234,354	0.10
JPMorgan Chase	US	USD	2,401	232,501	0.10
BlackRock	US	USD	386	228,275	0.10
Wellcome Trust 1.125% 21/01/2027	GB	EUR	160,697	201,732	0.09
HSBC Holdings 7.00% 07/04/2038 EMTN	GB	GBP	99,989	189,448	0.08
Toyota Motor Credit 2.15% 13/02/2030 MTN	US	USD	178,552	187,715	0.08
CME Group	US	USD	1,253	186,880	0.08
CommBank Aus. 1.936% VRN 03/10/2029 EMTN	AU	EUR	142,841	172,612	0.08
FCA Bank Ireland 0.50% 13/09/2024 EMTN	IT	EUR	142,841	167,169	0.07
KBC Group 0.50% VRN 03/12/2029 EMTN	BE	EUR	142,841	162,961	0.07
Eaton Vance	US	USD	2,689	159,833	0.07
Progressive	US	USD	1,723	157,015	0.07
Jerrold Finco 4.875% 15/01/2026 Reg S	GB	GBP	122,864	147,059	0.06
Vivion Investments 3.00% 08/08/2024	LU	EUR	141,222	146,467	0.06
Westpac Banking 0.366% FRN 27/11/2020 EMTN	AU	USD	145,319	145,334	0.06
Roadster Finance DAC 1.625% 09/12/2024 EMTN	IE	EUR	124,986	145,031	0.06
Zurich Insurance Group	CH	CHF	437	144,906	0.06
ICBCIL Finance 1.75% 25/08/2025 EMTN	HK	USD	142,841	142,150	0.06
Muenchener Rueckversicherungs-Gesellschaft	DE	EUR	591	138,348	0.06
Banco Mercantil 5.75% VRN 04/10/2031 Reg S	MX	USD	134,498	136,994	0.06
Allianz	DE	EUR	763	134,225	0.06
Sampo 2.50% VRN 03/09/2052 EMTN	FI	EUR	110,809	131,758	0.06
Admiral Group	GB	GBP	3,589	127,871	0.06
Goldman Sachs Group 3.80% 15/03/2030	US	USD	107,131	124,025	0.05
Mitsubishi UFJ Financial Group 3.677% 22/02/2027	JP	USD	107,131	120,906	0.05
AIA Group	HK	HKD	12,616	120,081	0.05
Society of Lloyd's 4.75% 30/10/2024	GB	GBP	80,348	113,772	0.05
Yapi ve Kredi Bankasi 8.25% 15/10/2024 Reg S	TR	USD	110,961	113,246	0.05
Prudential 6.340% VRN 19/12/2063 EMTN	GB	GBP	71,421	113,046	0.05
ANZ 1.125% VRN 21/11/2029 EMTN	AU	EUR	96,061	112,606	0.05
UBS Group 3.126% VRN 13/08/2030 144A	CH	USD	101,774	111,860	0.05
Fortune Star 6.75% 02/07/2023	VG	USD	107,598	111,423	0.05
Morgan Stanley 1.342% VRN 23/10/2026 EMTN	US	EUR	89,276	109,463	0.05
Commerzbank 6.125% VRN (Perpetual)	DE	EUR	94,148	107,363	0.05
Turkiye Is Bankasi 7.75% VRN 22/01/2030	TR	USD	114,494	105,165	0.05
Credit Suisse Group 7.125% VRN (Perpetual)	CH	USD	100,873	104,831	0.05
Gesellschaft 1.250% VRN 26/05/2041 Reg S	DE	EUR	89,276	102,398	0.05
Shriram Transport Finance 5.95% 24/10/2022 Reg S	IN	USD	104,160	101,618	0.04
General Electric 4.875% 18/09/2037 EMTN	US	GBP	71,421	98,277	0.04
Citigroup	US	USD	2,382	97,259	0.04
MGIC Investment 5.25% 15/08/2028	US	USD	93,745	96,499	0.04
RSA Insurance Group	GB	GBP	17,358	95,251	0.04
Natwest Group 0.75% VRN 15/11/2025	GB	EUR	80,348	93,830	0.04
Eximbank Turkey 8.25% 24/01/2024 Reg S	TR	USD	90,358	91,740	0.04
Intercontinental Exchange	US	USD	968	91,297	0.04
Discover Financial Services	US	USD	1,420	89,928	0.04
Banco Santander 2.125% 08/02/2028 EMTN	ES	EUR	71,421	87,756	0.04
AerCap Global Aviation Trust 3.875% 23/01/2028	IE	USD	87,490	82,709	0.04
Kyobo Life Insurance 3.95% VRN (Perpetual) Reg S	KR	USD	80,348	82,244	0.04
US Bancorp	US	USD	2,115	80,876	0.04
JSC Georgia Capital 6.125% 09/03/2024 Reg S	GE	USD	81,261	79,636	0.04
DH Europe Finance II 0.75% 18/09/2031	LU	EUR	65,314	77,160	0.03
Grupo Aval 4.375% 04/02/2030 Reg S	KY	USD	77,915	75,967	0.03
Power Finance 6.15% 06/12/2028 Reg S	IN	USD	65,519	74,396	0.03
Power Finance 3.25% 16/09/2024	IN	USD	71,421	73,001	0.03
Voya Financial	US	USD	1,527	72,628	0.03
PNC Financial Services Group	US	USD	656	71,753	0.03
Tokio Marine Holdings	JP	JPY	1,549	69,245	0.03
Banco BTG Pactual 4.50% 10/01/2025 Reg S	BR	USD	67,249	68,426	0.03
Fortune Star 6.85% 02/07/2024	VG	USD	65,077	68,203	0.03
UniCredit 9.25% VRN (Perpetual)	IT	EUR	53,799	67,399	0.03
HDFC Bank	IN	INR	4,216	67,339	0.03
Prudential	GB	GBP	5,498	67,144	0.03
Barclays 1.700% VRN 03/11/2026	GB	GBP	51,387	66,600	0.03
Housing Development Finance	IN	INR	2,362	61,357	0.03
ING Groep 3.00% 18/02/2026 EMTN	NL	GBP	42,852	60,641	0.03
S&P Global	US	USD	184	59,485	0.03
Tesco Property Finance 3 5.744% 13/04/2040	GB	GBP	34,216	58,862	0.03
Banco de Sabadell 5.625% 06/05/2026 EMTN	ES	EUR	47,074	58,144	0.03
Banque Centrale de Tunisie 5.75% 30/01/2025 Reg S	TN	USD	65,785	55,790	0.02
Bank Central Asia	ID	IDR	27,544	54,193	0.02
Banorte 8.375% VRN (Perpetual) Reg S	MX	USD	48,785	51,847	0.02

현재 투자종목 명세서서 2020년 10월 31일

	국가 코드	CCY	주식 또는 명목	시가(USD)	% 순자산
MDGH 3.95% 21/05/2050 GMTN	NL	USD	43,739	50,392	0.02
Swedbank	SE	SEK	3,189	50,047	0.02
NN Group	NL	EUR	1,407	49,090	0.02
Banco Mercantil 7.50% VRN (Perpetual) Reg S	MX	USD	47,634	47,551	0.02
Commerzbank 1.25% 23/10/2023 EMTN	DE	EUR	39,281	47,084	0.02
AIA Group 3.20% 16/09/2040 Reg S	HK	USD	45,531	46,909	0.02
M&G	GB	GBP	24,273	46,113	0.02
China Construction Bank (H)	CN	HKD	63,646	43,888	0.02
Aviva	GB	GBP	13,114	43,745	0.02
Emirates 6.125% VRN (Perpetual)	AE	USD	39,577	41,309	0.02
GTLK Europe 4.80% 26/02/2028 Reg S	IE	USD	41,437	40,701	0.02
Mexarrend SAPI 10.25% 24/07/2024 Reg S	MX	USD	53,124	40,441	0.02
Singapore Exchange	SG	SGD	6,293	39,948	0.02
AXA	FR	EUR	2,454	39,449	0.02
Tuspark Forward 6.95% 18/06/2022	VG	USD	84,423	37,778	0.02
Societe Generale	FR	EUR	2,719	36,869	0.02
Canadian Imperial Bank of Commerce	CA	CAD	451	33,402	0.01
Akbank T.A.S. 7.20% VRN 16/03/2027 Reg S	TR	USD	35,416	32,444	0.01
TBC Bank 10.775% VRN (Perpetual) Reg S	GE	USD	30,989	31,221	0.01
ABN AMRO Group	NL	EUR	3,758	30,851	0.01
Volkswagen Leasing 1.625% 15/08/2025 EMTN	DE	EUR	24,997	30,822	0.01
DBS Group Holdings	SG	SGD	2,047	30,524	0.01
TBC Bank 5.75% 19/06/2024 Reg S	GE	USD	29,926	30,338	0.01
Travelers	US	USD	250	30,097	0.01
Sompo Holdings	JP	JPY	752	28,056	0.01
BOC Hong Kong Holdings	HK	HKD	10,060	27,960	0.01
Blackstone Group	US	USD	549	27,512	0.01
Ping An Insurance Group (H)	CN	HKD	2,652	27,372	0.01
Banco Comercial Portugues 9.25% VRN (Perpetual)	PT	EUR	26,900	27,212	0.01
Alfa Bond Issuance 8.00% VRN (Perpetual)	IE	USD	26,562	27,092	0.01
Mongolian Mortgage 9.75% 29/01/2022 Reg S	MN	USD	27,093	26,960	0.01
Uzbek Industrial Bank 5.75% 02/12/2024	UZ	USD	26,119	26,870	0.01
Assicurazioni Generali	IT	EUR	1,988	26,652	0.01
Commonwealth Bank of Australia	AU	AUD	547	26,562	0.01
Janus Henderson Group	GB	USD	1,067	25,841	0.01
Credivalores-Crediservicios 8.875% 07/02/2025 Reg S	CO	USD	35,416	25,588	0.01
Sovcombank 7.75% VRN (Perpetual) Reg S	IE	USD	26,562	25,499	0.01
Capital One Financial	US	USD	351	25,146	0.01
MetLife	US	USD	674	25,053	0.01
Regions Financial	US	USD	1,879	24,714	0.01
Great-West Lifeco	CA	CAD	1,226	24,698	0.01
Fifth Third Bank	US	USD	1,066	24,289	0.01
Synchrony Financial	US	USD	946	23,362	0.01
Prudential Financial	US	USD	363	22,791	0.01
Unifin Financiera 7.00% 15/01/2025 Reg S	MX	USD	28,333	22,755	0.01
OneMain Holdings	US	USD	656	22,612	0.01
Huntington Bancshares	US	USD	2,183	22,376	0.01
Lazard (A)	US	USD	658	22,135	0.01
Aflac	US	USD	657	22,106	0.01
Principal Financial Group	US	USD	544	21,097	0.01
HDFC Bank ADR	IN	USD	369	21,024	0.01
Bank Rakyat Indonesia Persero	ID	IDR	91,359	20,660	0.01
KeyCorp	US	USD	1,598	20,278	0.01
Direct Line Insurance Group	GB	GBP	5,626	19,205	0.01
China Merchants Bank (H)	CN	HKD	3,671	19,134	0.01
Sumitomo Mitsui Financial Group	JP	JPY	682	18,881	0.01
M&T Bank	US	USD	186	18,809	0.01
TMB Bank 4.90% VRN (Perpetual) EMTN	TH	USD	17,708	16,778	0.01
Axis Bank	IN	INR	2,441	16,183	0.01
HDFC Standard Life Insurance	IN	INR	2,016	16,025	0.01
ORIX	JP	JPY	1,279	14,972	0.01
Partners Group Holding	CH	CHF	16	14,542	0.01
Resona Holdings	JP	JPY	4,189	13,795	0.01
Operadora de Servicios 8.25% 11/02/2025 Reg S	MX	USD	14,609	13,544	0.01
Medibank Pvt	AU	AUD	7,197	13,505	0.01
Kuwait Projects 4.50% 23/02/2027 EMTN	AE	USD	13,104	13,090	0.01
Dev. Bank of Mongolia 7.25% 23/10/2023 Reg S	MN	USD	12,396	12,966	0.01
Magellan Financial Group	AU	AUD	321	12,429	0.01
Kotak Mahindra Bank	IN	INR	594	12,416	0.01
Tinkoff Bank 9.25% VRN (Perpetual)	IE	USD	11,864	12,386	0.01
Cembra Money Bank	CH	CHF	108	11,989	0.01
Hong Kong Exchanges and Clearing	HK	HKD	233	11,159	0.00
Vedanta Resources Fin. II 9.25% 23/04/2026 Reg S	GB	USD	17,708	11,121	0.00
Chong HING Bank 5.70% VRN (Perpetual) EMTN	HK	USD	10,979	10,945	0.00
ICICI Lombard General Insurance	IN	INR	646	10,755	0.00
Baloise Holding	CH	CHF	74	10,137	0.00
Banorte 7.625% VRN (Perpetual) Reg S	MX	USD	7,083	7,083	0.00
SBI Cards & Payment Services	IN	INR	604	6,519	0.00
Equitable Holdings	US	USD	176	3,751	0.00
Credito Real SAB 9.50% 07/02/2026 Reg S	MX	USD	2,745	2,681	0.00
Bank of East Asia 5.875% VRN (Perpetual)	HK	USD	2,213	2,249	0.00
Bracken MidCo1 8.875% 15/10/2023 Reg S	GB	GBP	1,744	2,115	0.00
Pearl Holding III 9.50% 11/12/2022 Reg S	KY	USD	4,604	1,128	0.00
Dev. Bank of Kazakhstan 8.95% 04/05/2023 Reg S	KZ	KZT	416,137	942	0.00
Oversea-Chinese Banking	SG	SGD	48	297	0.00
				29,796,104	**13.17**

부동산

	국가 코드	CCY	주식 또는 명목	시가(USD)	% 순자산
Vonovia	DE	EUR	26,270	1,677,803	0.74
GCP Student Living REIT	GB	GBP	847,327	1,229,390	0.54
Tritax EuroBox	GB	EUR	628,663	732,424	0.32
Prologis REIT	US	USD	6,050	600,120	0.27
Healthpeak Properties REIT	US	USD	11,706	314,312	0.14
American Homes 4 Rent REIT	US	USD	10,456	295,999	0.13
Digital Realty Trust REIT	US	USD	2,054	291,292	0.13
Camden Property Trust REIT	US	USD	3,044	280,719	0.12
Public Storage REIT	US	USD	1,216	279,350	0.12
Mitsui Fudosan	JP	JPY	15,566	265,186	0.12
Equity LifeStyle Properties REIT	US	USD	4,342	256,956	0.11
Invitation Homes REIT	US	USD	8,738	237,327	0.10
Mitsubishi Estate	JP	JPY	15,820	236,092	0.10
Healthcare Realty Trust REIT	US	USD	7,816	216,568	0.10
Great Portland Estates REIT	GB	GBP	27,475	205,371	0.09
Lendlease Group	AU	AUD	21,877	183,911	0.08
Equity Residential REIT	US	USD	3,754	174,985	0.08
Embassy Office Parks REIT	IN	INR	35,690	165,634	0.07
Deutsche Wohnen	DE	EUR	3,204	161,766	0.07
Corporate Office Properties Trust REIT	US	USD	6,938	153,249	0.07
GLP J-REIT	JP	JPY	94	144,944	0.06
Ronshine China Holdings 10.50% 01/03/2022	KY	USD	135,031	141,444	0.06
ADO Properties (A)	DE	EUR	5,605	140,928	0.06
China Aoyuan Group 8.50% 23/01/2022	KY	USD	134,498	138,196	0.06
American Campus Communities REIT	US	USD	3,570	132,838	0.06
Sun Hung Kai Properties	HK	HKD	10,228	131,112	0.06
Sunac China Holdings 7.50% 01/02/2024	KY	USD	129,454	129,787	0.06
Globalworth 2.95% 29/07/2026 EMTN	GB	EUR	102,247	118,616	0.05
Easy Tactic 8.125% 27/02/2023	VG	USD	134,498	118,355	0.05
Land Securities Capital Mks 1.974% 08/02/2024 EMTN	GB	GBP	87,883	116,974	0.05
CIFI Holdings Group 6.55% 28/03/2024	KY	USD	100,873	106,669	0.05
Kaisa Group Holdings 10.875% 23/07/2023	KY	USD	100,873	100,368	0.04
CSI Properties	HK	HKD	3,237,680	93,723	0.04
MPT Operating Partnership 4.625% 01/08/2029	US	USD	89,276	93,625	0.04
Grand City Properties 1.375% 03/08/2026 EMTN	LU	EUR	74,992	92,004	0.04
VEREIT REIT	US	USD	14,352	87,331	0.04
China SCE Group Holdings 7.375% 09/04/2024	KY	USD	84,061	86,378	0.04
Digital Euro Finco 1.125% 09/04/2028	US	EUR	71,421	86,037	0.04
RKPF Overseas 2019 A 6.70% 30/09/2024	VG	USD	80,699	83,548	0.04
Land Securities Group REIT	GB	GBP	10,835	71,485	0.03
Prologis 3.00% 02/06/2026	US	EUR	51,780	70,296	0.03
Welltower REIT	US	USD	1,318	70,181	0.03
New Metro Global 7.50% 20/03/2022	VG	USD	67,249	68,896	0.03
Yango Justice International 9.50% 03/04/2021	HK	USD	67,249	68,383	0.03
China Overseas Land & Investment	HK	HKD	25,668	64,452	0.03
Yango Justice 7.50% 15/04/2024 Reg S	HK	USD	62,205	62,358	0.03
CPI Property Group 2.75% 22/01/2028 EMTN	LU	GBP	46,602	59,591	0.03
Simon Property Group REIT	US	USD	946	58,633	0.03
Seazen Group 6.45% 11/06/2022	KY	USD	57,364	58,473	0.03
Yuzhou Properties 7.70% 20/02/2025	KY	USD	57,161	57,053	0.03
iCade REIT	FR	EUR	982	49,660	0.02
British Land REIT	GB	GBP	9,783	44,178	0.02
China South City Holdings 11.50% 12/02/2022	HK	USD	41,968	41,573	0.02
Powerlong Real Estate Holdings 6.95% 23/07/2023	KY	USD	36,987	38,283	0.02
Sunac China Holdings 7.00% 09/07/2025	KY	USD	35,306	34,263	0.02
Yuzhou Properties 7.375% 13/01/2026	KY	USD	33,822	32,643	0.01
Intu Metrocentre Finance 4.125% 06/12/2023	GB	GBP	50,369	32,190	0.01
Longfor Group Holdings 3.375% 13/04/2027	KY	USD	29,461	30,364	0.01
American Tower REIT	US	USD	133	30,309	0.01
Lodha Developers International 14.00% 12/03/2023	MU	USD	30,620	28,477	0.01
Ronshine China Holdings 11.25% 22/08/2021	KY	USD	26,622	27,621	0.01
China Evergrande Group 12.00% 22/01/2024	KY	USD	30,900	26,109	0.01
Gaming and Leisure Properties REIT	US	USD	709	25,969	0.01
WP Carey REIT	US	USD	408	25,443	0.01
China Evergrande Group 11.50% 22/01/2023	KY	USD	27,667	23,170	0.01
Omega Healthcare Investors REIT	US	USD	794	22,924	0.01
Yango Justice International 9.25% 15/04/2023	HK	USD	20,175	21,106	0.01
Yango Justice International 10.25% 18/03/2022	HK	USD	19,302	20,291	0.01
Apartment Investment and Management REIT	US	USD	628	19,763	0.01
Properties 9.875% 02/05/2021	KY	USD	18,948	19,090	0.01
Realty Income Corp REIT	US	USD	315	18,182	0.01
KE Holdings ADR	CN	USD	250	17,424	0.01
Weingarten Realty Investors REIT	US	USD	1,089	17,091	0.01
Wanda Group Overseas 7.50% 24/07/2022	HK	USD	17,708	16,866	0.01
Blackstone Mortgage Trust REIT	US	USD	740	16,094	0.01
Capital & Counties Properties REIT	GB	GBP	11,874	16,090	0.01
SM Prime Holdings	PH	PHP	22,633	15,759	0.01
Theta Capital 6.75% 31/10/2026	SG	USD	18,859	15,607	0.01
KWG Group Holdings 7.40% 13/01/2027	KY	USD	15,317	15,376	0.01
Easy Tactic 8.125% 11/07/2024	VG	USD	17,885	15,044	0.01

현재 투자종목 명세서서 2020년 10월 31일

	국가 코드	CCY	주식 또는 명목	시가(USD)	% 순자산
Kaisa Group Holdings 11.50% 30/01/2023	KY	USD	13,277	13,442	0.01
KWG Group Holdings 7.875% 01/09/2023	KY	USD	11,067	11,635	0.01
Easy Tactic 9.125% 28/07/2022	VG	USD	12,130	11,493	0.01
Daiwa House Industry	JP	JPY	400	10,516	0.00
Redco Properties Group 8.50% 19/08/2021	KY	USD	10,271	10,245	0.00
China Evergrande Group 8.25% 23/03/2022	KY	USD	11,864	9,996	0.00
Redsun Properties Group 9.70% 16/04/2023	KY	USD	9,385	9,655	0.00
CapitaLand Mall Trust REIT	SG	SGD	7,354	9,323	0.00
Gecina REIT	FR	EUR	74	9,206	0.00
Kaisa Group Holdings 11.25% 09/04/2022	KY	USD	8,765	8,963	0.00
Central Pattana	TH	THB	7,124	8,762	0.00
Zhenro Properties Group 9.15% 08/03/2022	KY	USD	8,234	8,461	0.00
Japan Real Estate Investment REIT	JP	JPY	2	7,503	0.00
Redsun Properties Group 9.95% 11/04/2022	KY	USD	7,083	7,304	0.00
Orix JREIT REIT	JP	JPY	5	6,784	0.00
Fantasia Holdings Group 10.875% 09/01/2023	KY	USD	6,506	6,693	0.00
Theta Capital 8.125% 22/01/2025	SG	USD	6,198	5,609	0.00
Fantasia Holdings Group 12.25% 18/10/2022	KY	USD	5,312	5,591	0.00
Fantasia Holdings Group 15.00% 18/12/2021	KY	USD	5,135	5,520	0.00
Link REIT	HK	HKD	688	5,247	0.00
China Aoyuan Group 7.95% 19/02/2023	KY	USD	4,292	4,523	0.00
CK Asset Holdings	HK	HKD	941	4,370	0.00
Yuzhou Properties 8.50% 04/02/2023	KY	USD	3,407	3,586	0.00
Wharf Real Estate Investment	HK	HKD	824	3,169	0.00
Jinke Properties Group 8.375% 20/06/2021	CN	USD	3,010	3,067	0.00
KWG Group Holdings 7.875% 09/08/2021	KY	USD	1,417	1,451	0.00
Vincom Retail	VN	VND	1,283	1,400	0.00
Jingrui Holdings 9.45% 23/04/2021	KY	USD	1,417	1,392	0.00
Trust Fibra Uno 5.25% 30/01/2026 Reg S	MX	USD	885	960	0.00
China South City Holdingss 10.875% 26/06/2022	HK	USD	708	693	0.00
Kaisa Group Holdings 8.50% 30/06/2022	KY	USD	708	692	0.00
				11,765,342	5.20

정부

	국가 코드	CCY	주식 또는 명목	시가(USD)	% 순자산
US Treasury Infl. Indexed Bonds 0.125% 15/07/2030	US	USD	3,403,208	3,786,968	1.67
US Treasury Infl. Indexed Bonds 0.375% 15/07/2027	US	USD	2,719,245	3,183,466	1.41
UK Treasury Inflation Linked 0.125% 10/08/2028	GB	GBP	1,607,676	2,789,516	1.23
US Treasury Infl. Indexed Bonds 0.625% 15/01/2026	US	USD	1,597,297	1,911,348	0.84
Germany Inflation Linked Bond 0.10% 15/04/2026	DE	EUR	1,286,971	1,701,156	0.75
US Treasury Infl. Indexed Bonds 0.50% 15/04/2024	US	USD	1,433,312	1,558,908	0.69
Germany Inflation Linked Bond 0.50% 15/04/2030	DE	EUR	614,425	896,595	0.40
France 0.10% 01/03/2028	FR	EUR	518,940	679,469	0.30
US Treasury Infl. Indexed Bonds 0.125% 15/04/2022	US	USD	622,728	673,793	0.30
US Treasury Infl. Indexed Bonds 0.625% 15/04/2023	US	USD	502,334	546,550	0.24
France 0.10% 01/03/2029	FR	EUR	311,364	405,359	0.18
Denmark Inflation Linked Bond 0.10% 15/11/2023	DK	DKK	2,075,760	368,067	0.16
Italy 0.65% 15/05/2026	IT	EUR	249,091	300,418	0.13
France 0.10% 25/07/2036	FR	EUR	207,576	298,542	0.13
Romania 3.624% 26/05/2030 Reg S	RO	EUR	180,267	241,399	0.11
Sweden Inflation Linked Bond 0.125% 01/12/2027	SE	SEK	1,764,396	235,371	0.10
Ecuador 0.50% 31/07/2035 Reg S	EC	USD	334,594	184,027	0.08
Ukraine 9.75% 01/11/2028 Reg S	UA	USD	168,122	183,883	0.08
Turkey 6.375% 14/10/2025	TR	USD	185,934	182,010	0.08
France 0.10% 01/03/2025	FR	EUR	140,114	177,528	0.08
US Treasury 1.125% 28/02/2022	US	USD	172,829	175,108	0.08
Ethiopia Int'l Bond 6.625% 11/12/2024 Reg S	ET	USD	171,342	173,073	0.08
US Treasury 1.125% 15/05/2040	US	USD	178,552	170,461	0.08
Russia 5.10% 28/03/2035 Reg S	RU	USD	138,830	169,126	0.07
US Treasury 0.625% 15/05/2030	US	USD	162,400	159,253	0.07
Bolivia 4.50% 20/03/2028 Reg S	BO	USD	166,189	145,002	0.06
Qatar 4.40% 16/04/2050 Reg S	QA	USD	112,534	143,691	0.06
Ukraine 8.994% 01/02/2024 Reg S	UA	USD	130,862	139,848	0.06
Iraq 5.80% 15/01/2028 Reg S	IQ	USD	159,704	138,144	0.06
Egypt 8.875% 29/05/2050 Reg S	EG	USD	108,638	110,147	0.05
Argentina 0.125% 09/07/2035	AR	USD	336,607	109,229	0.05
Dominican Republic Bond 6.00% 19/07/2028 Reg S	DO	USD	94,561	104,354	0.05
Nigeria 8.747% 21/01/2031 Reg S	NG	USD	95,889	99,899	0.04
Australia 0.75% 21/11/2027	AU	AUD	118,318	96,482	0.04
Oman 6.75% 17/01/2048 Reg S	OM	USD	115,102	94,599	0.04
Ecuador 0.50% 31/07/2030 Reg S	EC	USD	137,210	91,244	0.04
Zambia 8.97% 30/07/2027 Reg S	ZM	USD	209,751	90,509	0.04
Dominican Republic Bond 6.50% 15/02/2048 Reg S	DO	USD	87,477	90,321	0.04
Oman 6.50% 08/03/2047 Reg S	OM	USD	100,670	81,794	0.04
Russia 5.25% 23/06/2047 Reg S	RU	USD	61,624	81,003	0.04
Angola 8.25% 09/05/2028 Reg S	AO	USD	100,071	79,060	0.03
Iraq 6.752% 09/03/2023 Reg S	IQ	USD	84,467	78,973	0.03
Ghana 8.125% 26/03/2032 Reg S	GH	USD	81,811	75,502	0.03
Oman 5.625% 17/01/2028 Reg S	OM	USD	81,811	74,998	0.03
Argentina 0.125% 09/07/2030	AR	USD	204,889	74,682	0.03
Nigeria 6.50% 28/11/2027 Reg S	NG	USD	74,373	72,421	0.03
Ecuador 0.50% 31/07/2040 Reg S	EC	USD	143,814	71,907	0.03
US Treasury 2.00% 15/02/2050	US	USD	65,957	71,842	0.03
Canada Real Return Bond 4.00% 01/12/2031	CA	CAD	41,515	71,000	0.03
Pakistan 8.25% 30/09/2025 Reg S	PK	USD	65,519	68,926	0.03
Ghana 7.625% 16/05/2029 Reg S	GH	USD	70,832	65,917	0.03
Sri Lanka 7.85% 14/03/2029 Reg S	LK	USD	119,175	65,542	0.03
Kenya 7.25% 28/02/2028 Reg S	KE	USD	61,978	65,050	0.03
Nigeria 7.625% 28/11/2047 Reg S	NG	USD	70,832	64,888	0.03
Oman 6.75% 28/10/2027 Reg S	OM	USD	63,040	61,350	0.03
South Africa 4.30% 12/10/2028	ZA	USD	61,978	60,351	0.03
Oman 5.375% 08/03/2027 Reg S	OM	USD	65,254	60,014	0.03
Ukraine 7.375% 25/09/2032 Reg S	UA	USD	61,447	59,195	0.03
Sri Lanka 5.75% 18/04/2023 Reg S	LK	USD	100,847	58,490	0.03
Turkey 7.625% 26/04/2029	TR	USD	57,728	58,327	0.03
Ghana 6.375% 11/02/2027 Reg S	GH	USD	62,120	58,010	0.03
South Africa 5.875% 22/06/2030	ZA	USD	54,494	57,724	0.03
Oman 6.00% 01/08/2029 Reg S	OM	USD	61,978	56,803	0.03
UK Treasury Inflation Linked 0.125% 22/03/2026	GB	GBP	32,174	56,020	0.02
Ukraine 7.75% 01/09/2023 Reg S	UA	USD	53,124	55,415	0.02
Serbia 3.125% 15/05/2027 Reg S	RS	EUR	40,551	51,497	0.02
El Salvador 8.625% 28/02/2029 Reg S	SV	USD	57,374	50,145	0.02
Kenya 8.00% 22/05/2032 Reg S	KE	USD	46,306	48,833	0.02
Angola 9.50% 12/11/2025 Reg S	AO	USD	56,488	48,719	0.02
Sri Lanka 6.85% 14/03/2024 Reg S	LK	USD	80,483	45,878	0.02
Kenya 8.25% 28/02/2048 Reg S	KE	USD	44,270	45,378	0.02
Sri Lanka 7.55% 28/03/2030 Reg S	LK	USD	81,457	44,728	0.02
Egypt 16.10% 07/05/2029	EG	EGP	643,631	44,144	0.02
Ukraine 0.00% VRN 31/05/2040	UA	USD	47,811	41,596	0.02
Nigeria 7.875% 16/02/2032 Reg S	NG	USD	42,499	41,402	0.02
Gabon 6.375% 12/12/2024 Reg S	GA	USD	42,499	40,673	0.02
Angola 8.00% 26/11/2029 Reg S	AO	USD	52,150	40,470	0.02
Honduras 5.625% 24/06/2030 Reg S	HN	USD	34,973	38,820	0.02
Azerbaijan 3.50% 01/09/2032 Reg S	AZ	USD	38,958	37,861	0.02
Ghana 7.875% 26/03/2027 Reg S	GH	USD	33,645	32,796	0.01
Belarus 5.875% 24/02/2026 Reg S	BY	USD	34,265	32,686	0.01
Oman 4.75% 15/06/2026 Reg S	OM	USD	35,416	32,527	0.01
Ghana 8.627% 16/06/2049 Reg S	GH	USD	35,416	31,219	0.01
Sri Lanka 6.85% 03/11/2025 Reg S	LK	USD	55,072	30,842	0.01
Romania 4.00% 14/02/2051 Reg S	RO	USD	29,820	30,477	0.01
Trinidad & Tobago 4.50% 30/06/2030 Reg S	TT	USD	29,130	29,603	0.01
Argentina 0.125% 09/07/2030	AR	EUR	71,455	29,233	0.01
Kenya 11.75% 08/10/2035	KE	KES	2,819,107	26,787	0.01
El Salvador 7.625% 01/02/2041 Reg S	SV	USD	33,025	25,463	0.01
Abu Dhabi 2.70% 02/09/2070 Reg S	AE	USD	25,854	23,678	0.01
Dominican Republic Bond 5.875% 30/01/2060 Reg S	DO	USD	23,994	23,035	0.01
Dominican Republic Bond 6.85% 27/01/2045 Reg S	DO	USD	21,250	22,780	0.01
El Salvador 9.50% 15/07/2052 Reg S	SV	USD	25,188	21,939	0.01
Indonesia 4.45% 15/04/2070	ID	USD	18,388	21,801	0.01
Ghana 10.75% 14/10/2030 Reg S	GH	USD	17,708	21,766	0.01
Dominican Republic Bond 5.50% 27/01/2025 Reg S	DO	USD	19,479	20,842	0.01
Angola 9.375% 08/05/2048 Reg S	AO	USD	25,822	19,883	0.01
Bahrain 7.375% 14/05/2030 Reg S	BH	USD	17,531	19,472	0.01
Ukraine 7.75% 01/09/2025 Reg S	UA	USD	17,708	18,197	0.01
Ukraine 7.75% 01/09/2026 Reg S	UA	USD	17,708	17,977	0.01
Ghana 8.125% 18/01/2026 Reg S	GH	USD	17,708	17,892	0.01
Nigeria 7.143% 23/02/2030 Reg S	NG	USD	17,708	17,155	0.01
South Africa 5.75% 30/09/2049	ZA	USD	17,708	16,021	0.01
Zambia 5.375% 20/09/2022 Reg S	ZM	USD	35,164	15,536	0.01
El Salvador 8.625% 28/02/2029 144A	SV	USD	17,708	15,477	0.01
Dominican Republic Bond 6.875% 29/01/2026 Reg S	DO	USD	13,104	14,808	0.01
Ghana 8.95% 26/03/2051 Reg S	GH	USD	16,291	14,689	0.01
Saudi Arabia 4.50% 22/04/2060 Reg S	SA	USD	11,687	14,244	0.01
South Africa 6.25% 08/03/2041	ZA	USD	14,166	14,015	0.01
Turkey 4.875% 16/04/2043	TR	USD	17,797	13,047	0.01
Turkey 6.625% 17/02/2045	TR	USD	11,804	10,182	0.00
Argentina 1.00% 09/07/2029	AR	USD	24,160	9,954	0.00
Sri Lanka 6.75% 18/04/2028 Reg S	LK	USD	17,708	9,563	0.00
Turkey 5.75% 11/05/2047	TR	USD	11,804	9,185	0.00
Argentina 0.125% 09/07/2041	AR	USD	26,562	8,938	0.00
US Treasury 0.625% 15/08/2030	US	USD	8,928	8,733	0.00
UK Treasury 5.00% 07/03/2025	GB	GBP	5,189	8,206	0.00
South Africa 6.30% 22/06/2048	ZA	USD	8,146	7,844	0.00
Zambia 8.50% 14/04/2024 Reg S	ZM	USD	17,708	7,815	0.00
Armenia 3.95% 26/09/2029 Reg S	AM	USD	6,552	6,203	0.00
Dominican Republic Bond 5.95% 25/01/2027 Reg S	DO	USD	5,224	5,707	0.00
South Africa 5.65% 27/09/2047	ZA	USD	5,312	4,816	0.00
Ecuador 0.00% 31/07/2030 Reg S	EC	USD	8,177	3,782	0.00
Jordan 5.75% 31/01/2027 Reg S	JO	USD	2,125	2,198	0.00
Sri Lanka 6.25% 27/07/2021 Reg S	LK	USD	1,948	1,544	0.00
Argentina 0.500% 09/07/2029	AR	EUR	2,814	1,249	0.00
				25,822,017	11.41

폐쇄형 펀드

	국가 코드	CCY	주식 또는 명목	시가(USD)	% 순자산
International Public Partnerships	GB	GBP	767,874	1,671,166	0.74
Greencoat UK Wind Funds	GB	GBP	937,511	1,637,144	0.72
Starwood European Real Estate Finance	GB	GBP	763,602	845,773	0.37
Chenavari Toro Income Fund	GB	EUR	1,171,359	719,875	0.32
Axiom European Financial Debt Fund	GB	GBP	619,487	702,200	0.31
CVC Credit Partners European Opportunities	GB	GBP	478,475	580,171	0.26
TwentyFour Income Fund	GB	GBP	425,710	570,788	0.25

현재 투자종목 명세서서 2020년 10월 31일

	국가 코드	CCY	주식 또는 명목	시가(USD)	% 순자산
Owl Rock Capital	US	USD	34,130	387,033	0.17
KKV Secured Loan Fund	GB	GBP	1,337,530	229,583	0.10
KKV Secured Loan Fund C	GB	GBP	400,962	173,488	0.08
				7,517,221	3.32

개방형 펀드

Fidelity ILF - The US Dollar Fund - A-ACC-USD	IE	USD	284	5,160,600	2.28
Assenagon Alpha Volatility	LU	EUR	2,506	3,482,756	1.54
				8,643,356	3.82

커뮤니케이션 서비스

T-Mobile US	US	USD	2,690	292,265	0.13
Verizon Communications 4.812% 15/03/2039	US	USD	178,552	232,214	0.10
Verizon Communications	US	USD	3,954	225,020	0.10
CK Hutchison Group Telecom 1.50% 17/10/2031	LU	EUR	138,878	171,925	0.08
Cellnex Telecom 1.875% 26/06/2029	ES	EUR	124,986	148,661	0.07
KDDI	JP	JPY	5,310	143,609	0.06
Tower Bersama Infrastructure 4.25% 21/01/2025	ID	USD	134,498	135,817	0.06
LG Uplus	KR	KRW	11,691	114,414	0.05
Vodafone Group 6.25% VRN 03/10/2078	GB	USD	83,919	90,738	0.04
AT&T	US	USD	2,957	79,328	0.04
China Mobile	HK	HKD	11,839	72,414	0.03
AT&T 4.50% 15/05/2035	US	USD	39,281	45,931	0.02
Spark New Zealand	NZ	NZD	9,383	27,899	0.01
Tele2	SE	SEK	2,239	26,585	0.01
Safaricom	KE	KES	93,687	26,565	0.01
Telenor	NO	NOK	1,662	25,660	0.01
NTT DoCoMo	JP	JPY	612	22,795	0.01
Koninklijke KPN	NL	EUR	5,276	14,261	0.01
Softbank	JP	JPY	1,118	12,999	0.01
Turk Telekomunikasyon 4.875% 19/06/2024 Reg S	TR	USD	8,677	8,406	0.00
Dr Peng Holding HongKong 7.55% 01/12/2021	HK	USD	11,882	8,228	0.00
Converge ICT Solutions	PH	PHP	18,690	5,707	0.00
Turkcell Iletisim Hizmetleri 5.75% 15/10/2025 Reg S	TR	USD	1,771	1,768	0.00
				1,933,209	0.85

증권 자격 취득 또는 기타 통제 된 시장 에서 죽음을 맞게

에너지

Tengizchevroil Finance 2.625% 15/08/2025 Reg S	BM	USD	151,769	152,547	0.07
Crestwood Midstream Ptrs. 5.625% 01/05/2027 144A	US	USD	161,397	141,335	0.06
Diamondback Energy 3.50% 01/12/2029	US	USD	120,522	120,059	0.05
Neptune Energy Bondco 6.625% 15/05/2025 144A	GB	USD	107,598	93,901	0.04
Petroleos Mexicanos 6.875% 04/08/2026	MX	USD	85,264	82,058	0.04
Energy Transfer Operating 5.80% 15/06/2038	US	USD	71,421	72,990	0.03
Hilcorp Finance 6.25% 01/11/2028 144A	US	USD	68,459	62,950	0.03
Targa Resources Partners 5.50% 01/03/2030 144A	US	USD	50,437	50,746	0.02
Tengizchevroil Finance 3.25% 15/08/2030 Reg S	BM	USD	45,067	45,697	0.02
Petroleos Mexicanos 5.35% 12/02/2028	MX	USD	53,124	45,444	0.02
Endeavor Energy 6.625% 15/07/2025 144A	US	USD	39,542	41,087	0.02
PDC Energy 5.75% 15/05/2026	US	USD	33,624	31,754	0.01
Odebrecht Drilling Norbe 6.35% 01/12/2021 Reg S	KY	USD	32,661	30,375	0.01
Petroleos Mexicanos 6.49% 23/01/2027	MX	USD	29,533	27,470	0.01
Geopark 5.50% 17/01/2027 Reg S	BM	USD	28,953	25,551	0.01
Aker BP 5.875% 31/03/2025 144A	NO	USD	17,998	18,598	0.01
Petroleos Mexicanos 6.84% 23/01/2030	MX	USD	20,541	18,364	0.01
Oil and Gas Holding 7.50% 25/10/2027 Reg S	BH	USD	14,521	15,358	0.01
Petroleos Mexicanos 5.625% 23/01/2046	MX	USD	17,708	13,117	0.01
Vivo Energy 5.125% 24/09/2027 Reg S	NL	USD	6,906	7,208	0.00
YPF 8.50% 23/03/2025 Reg S	AR	USD	10,483	6,762	0.00
Tecpetrol 4.875% 12/12/2022 Reg S	AR	USD	2,479	2,323	0.00
				1,105,694	0.49

유틸리티

Iberdrola	ES	EUR	20,217	238,480	0.11
Comision Federal de Electric 5.00% 30/07/2049 EMTN	MX	USD	221,417	231,381	0.10
APT Pipelines 4.25% 15/07/2027 Reg S	AU	USD	160,697	180,446	0.08
Talen Energy Supply 7.625% 01/06/2028 144A	US	USD	143,173	140,399	0.06
Endesa	ES	EUR	4,660	124,921	0.06
AES Andres 7.95% 11/05/2026 Reg S	NL	USD	97,511	99,096	0.04
Pattern Energy 4.50% 15/08/2028 144A	US	USD	89,239	93,211	0.04
Exelon Generation 5.60% 15/06/2042	US	USD	80,348	91,067	0.04
Exelon 4.70% 15/04/2050	US	USD	71,421	90,276	0.04
Infraestr. Energetica Nova 4.75% 15/01/2051 Reg S	MX	USD	70,832	66,830	0.03
Enagas	ES	EUR	1,339	28,909	0.01
Talen Energy 10.50% 15/01/2026 144A	US	USD	26,900	18,409	0.01
Empresa Electrica Guacolda 4.56% 30/04/2025 Reg S	CL	USD	16,592	13,230	0.01
Consorcio 4.70% 16/04/2034 Reg S	PE	USD	10,890	12,984	0.01
AES Gener 7.125% VRN 26/03/2079 Reg S	CL	USD	9,474	9,835	0.00
Generacion Mediterranea 9.625% 27/07/2023 Reg S	AR	USD	13,993	7,162	0.00
Kallpa Generacion 4.875% 24/05/2026 Reg S	PE	USD	3,542	3,829	0.00
Energuate Trust 5.875% 03/05/2027 Reg S	KY	USD	2,125	2,192	0.00
Infraestructura Energetica 3.75% 14/01/2028 Reg S	MX	USD	1,948	1,943	0.00
Empresa Distribuidora 9.75% 25/10/2022 Reg S	AR	USD	2,479	1,859	0.00
				1,456,459	0.64

소재

Braskem America 7.125% 22/07/2041 Reg S	US	USD	205,323	219,952	0.10
Votorantim 7.25% 05/04/2041 Reg S	LU	USD	119,370	152,794	0.07
Olin 9.50% 01/06/2025 144A	US	USD	94,821	112,255	0.05
Methanex 5.25% 15/12/2029	CA	USD	107,598	108,729	0.05
First Quantum Minerals 7.25% 01/04/2023 144A	CA	USD	99,371	100,020	0.04
New Gold 7.50% 15/07/2027 144A	CA	USD	63,214	68,500	0.03
FMG Resources August 5.125% 15/05/2024 Reg S	AU	USD	61,196	65,595	0.03
Braskem Finance 6.45% 03/02/2024	KY	USD	21,597	23,076	0.01
First Quantum Minerals 6.875% 01/03/2026 144A	CA	USD	20,099	19,985	0.01
First Quantum Minerals 7.25% 01/04/2023 Reg S	CA	USD	15,466	15,567	0.01
Braskem Netherland 4.50% 31/01/2030 Reg S	NL	USD	15,937	14,739	0.01
First Quantuam Minerals 6.875% 15/10/2027 144A	CA	USD	13,628	13,628	0.01
First Quantum Minerals 6.875% 01/03/2026 Reg S	CA	USD	2,479	2,465	0.00
GTL Trade Finance 5.893% 29/04/2024 Reg S	VG	USD	1,771	1,953	0.00
Vedanta Resources 8.25% 07/06/2021 Reg S	GB	USD	708	622	0.00
				919,880	0.41

산업재

Global Ship Lease 9.875% 15/11/2022 144A	MH	USD	160,523	163,169	0.07
Delta Air lines 4.50% 20/10/2025 144A	SU	USD	156,689	158,771	0.07
Delta Air Lines 7.00% 01/05/2025 144A	US	USD	142,841	155,958	0.07
LBC Tank Terminals 6.875% 15/05/2023 144A	NL	USD	127,773	127,853	0.06
Delta Air lines 4.75% 20/10/2028 144A	SU	USD	93,122	95,073	0.04
Autostrade per l'Italia 4.375% 16/09/2025 EMTN	IT	EUR	67,249	87,945	0.04
Empresa Trans. Pasajero 4.70% 07/05/2050 Reg S	CL	USD	68,353	83,246	0.04
Bombardier 7.50% 01/12/2024 144A	CA	USD	94,955	71,929	0.03
Elementia 5.50% 15/01/2025 Reg S	MX	USD	68,497	68,736	0.03
Avolon Holdings Funding 2.875% 15/02/2025 144A	KY	USD	71,421	67,444	0.03
Ferrovial	ES	EUR	3,046	65,928	0.03
Prime Security Services 3.375% 31/08/2027 144A	US	USD	64,693	62,510	0.03
XPO Logistics 6.25% 01/05/2025 144A	US	USD	45,864	48,831	0.02
Spirit Aerosystems 7.50% 15/04/2025 Reg S	US	USD	47,814	48,262	0.02
XPO Logistics 6.75% 15/08/2024 144A	US	USD	33,624	35,623	0.02
Mileage Plus 6.50% 20/06/2027 144A	US	USD	33,624	35,074	0.02
Stena International 6.125% 01/02/2025 144A	LU	USD	36,718	34,607	0.02
Prumo Investimentos 7.50% 31/12/2031 Reg S	BR	USD	23,743	25,375	0.01
Avolon Holdings Funding 4.375% 01/05/2026 144A	KY	USD	25,677	24,968	0.01
Stena International 3.75% 01/02/2025 Reg S	LU	EUR	22,394	24,419	0.01
Ashtead Capital 4.00% 01/05/2028 144A	US	USD	20,533	21,457	0.01
DAE Funding 4.50% 01/08/2022 144A	US	USD	13,532	13,669	0.01
DAE Funding 5.00% 01/08/2024 Reg S	US	USD	2,656	2,689	0.00
				1,523,536	0.67

정보 기술

Dell International 8.10% 15/07/2036 144A	US	USD	169,324	229,192	0.10
IHS Netherlands 8.00% 18/09/2027 Reg S	NL	USD	172,468	176,348	0.08
Alphabet 2.05% 15/08/2050	US	USD	178,552	162,460	0.07
Adevinta 3.00% 15/11/2027 Reg S	NO	EUR	132,357	155,796	0.07
Microsoft 2.525% 01/06/2050	US	USD	146,412	149,245	0.07
Hurricane Finance 8.00% 15/10/2025 Reg S	GB	GBP	107,598	145,103	0.06
Microsoft 2.675% 01/06/2060	US	USD	108,738	111,409	0.05
ams 6.00% 31/07/2025 Reg S	AT	EUR	88,768	107,815	0.05
Sensata Technologies 3.75% 15/02/2031 144A	US	USD	104,236	103,324	0.05
Hewlett Packard Enterprise 4.65% 01/10/2024	US	USD	81,277	91,820	0.04
Fiserv 1.625% 01/07/2030	US	EUR	46,423	58,800	0.03
PLT VII Finance 4.625% 05/01/2026 Reg S	LU	EUR	47,948	56,142	0.02
Unisys 6.875% 01/11/2027 144A	US	USD	47,948	49,687	0.02
Apple 3.85% 04/08/2046	US	USD	39,281	48,285	0.02
Amadeus IT Group	ES	EUR	919	43,886	0.02
IHS Netherlands 7.125% 18/03/2025 Reg S	NL	USD	21,250	21,568	0.01
Twitter 0.25% 15/06/2024	US	USD	16,812	18,568	0.01
				1,729,448	0.76

소비재

Wynn Resorts Capital 7.75% 15/04/2025 144A	US	USD	181,572	191,275	0.08
GEMS Education Delaware 7.125% 31/07/2026 Reg S	SU	USD	175,846	174,307	0.08
Brookfield Residential Pty 4.875% 15/02/2030 144A	CA	USD	181,572	172,776	0.08
LCPR Senior Secured Fin 6.75% 15/10/2027 144A	IE	USD	151,174	160,811	0.07
Burger King 4.00% 15/10/2030 144A	CA	USD	134,498	133,825	0.06
Booking Holdings 4.625% 13/04/2030	US	USD	107,131	127,108	0.06
Nordstrom 8.75% 15/05/2025 144A	US	USD	106,791	116,573	0.05
Mattel 6.75% 31/12/2025 144A	US	USD	100,873	106,194	0.05
Altice France Holding 8.00% 15/05/2027 Reg S	LU	EUR	80,699	98,888	0.04
Sally Capital 8.75% 30/04/2025 144A	US	USD	89,777	98,867	0.04
VTR Finance 6.375% 15/07/2028 Reg S	NL	USD	92,390	98,742	0.04
Ashton Woods Finance 9.875% 01/04/2027 144A	US	USD	85,742	95,479	0.04
Charter Communications 5.75% 01/04/2048	US	USD	71,421	89,591	0.04
Yum! Brands 7.75% 01/04/2025 144A	US	USD	74,175	81,671	0.04
Radiate Holco 4.50% 15/09/2026 144A	US	USD	79,757	80,335	0.04
Hilton Domestic Operating 4.875% 15/01/2030	US	USD	77,336	79,705	0.04

현재 투자종목 명세서서 2020년 10월 31일

	국가 코드	CCY	주식 또는 명목	시가(USD)	% 순자산
Lennar 5.00% 15/06/2027	US	USD	67,249	77,000	0.03
Macy's 8.375% 15/06/2025 144A	US	USD	72,158	75,444	0.03
DISH Network 3.375% 15/08/2026	US	USD	80,699	72,128	0.03
Radiate Holdco 6.50% 15/09/2028 144A	US	USD	62,541	64,652	0.03
Dave & Busters 7.625% 01/11/2025 144A	US	USD	60,658	59,673	0.03
United Group 3.625% 15/02/2028 Reg S	NL	EUR	53,799	58,687	0.03
Cirsa Finance Int'l 6.25% 20/12/2023 Reg S	LU	EUR	47,074	48,831	0.02
FXI Holding 12.25% 15/11/2026 144A	US	USD	33,624	35,279	0.02
Altice Financing 7.50% 15/05/2026 144A	LU	USD	33,624	35,138	0.02
Sands China 3.80% 08/01/2026 Reg S	KY	USD	33,925	34,835	0.02
Grubhub 5.50% 01/07/2027 144A	US	USD	33,423	34,801	0.02
Tesla 2.00% 15/05/2024	US	USD	5,380	33,490	0.01
Wynn Macau 5.125% 15/12/2029 Reg S	KY	USD	33,953	31,485	0.01
Industria de Diseno Textil	ES	EUR	919	22,697	0.01
Wyndham Hotels & Resorts 5.375% 15/04/2026 144A	US	USD	16,409	16,737	0.01
Sands China 4.375% 18/06/2030 Reg S	KY	USD	12,041	12,379	0.01
				2,619,403	**1.16**

소비재

Keurig Dr Pepper 4.985% 25/05/2038	US	USD	149,983	192,856	0.09
Kraft Heinz Foods 7.125% 01/08/2039	US	USD	100,873	136,059	0.06
Albertsons 7.50% 15/03/2026 144A	US	USD	102,554	113,823	0.05
Del Mont Foods 11.875% 15/05/2025 144A	US	USD	91,996	98,264	0.04
Mars 4.20% 01/04/2059 144A	US	USD	61,529	78,973	0.03
Walnut Bidco 6.75% 01/08/2024 Reg S	GB	EUR	67,249	76,044	0.03
New Albertsons 8.00% 01/05/2031	US	USD	57,161	66,030	0.03
Fresh Market 9.75% 01/05/2023 144A	US	USD	66,576	63,830	0.03
Sigma Holdco 7.875% 15/05/2026 144A	NL	USD	60,524	59,756	0.03
United Natural Foods 6.75% 15/10/2028 144A	US	USD	55,884	56,652	0.03
Rite Aid 8.00% 15/11/2026 144A	US	USD	40,349	40,501	0.02
Coty 4.00% 15/04/2023 Reg S	US	EUR	42,030	40,116	0.02
Walnut Bidco 9.125% 01/08/2024 Reg S	GB	USD	35,416	36,370	0.02
Rite Aid 7.50% 01/07/2025 144A	US	USD	26,900	26,919	0.01
				1,086,193	**0.48**

건강

Bausch Health Americas 8.50% 31/01/2027 144A	US	USD	121,048	132,381	0.06
Takeda Pharmaceutical 3.025% 09/07/2040	JP	USD	127,986	131,415	0.06
Royalty Pharma 3.30% 02/09/2040 144A	GB	USD	121,415	119,846	0.05
Bristol-Myers Squibb 4.35% 15/11/2047	US	USD	71,421	91,458	0.04
AstraZeneca 1.375% 06/08/2030	GB	USD	66,064	63,975	0.03
Select Medical 6.25% 15/08/2026 144A	US	USD	53,799	56,841	0.03
Roche Holdings 4.00% 28/11/2044 144A	US	USD	42,852	55,785	0.02
Bayer US Finance II 4.625% 25/06/2038 144A	US	USD	42,852	50,217	0.02
AbbVie 3.20% 21/11/2029 144A	US	USD	28,568	31,372	0.01
				733,290	**0.32**

금융

Bank of America 2.676% VRN 19/06/2041 MTN	US	USD	178,552	180,174	0.08
Nordea Bank 4.625% VRN 13/09/2033 144A	FI	USD	158,911	179,899	0.08
UniCredit 2.20% VRN 22/07/2027 EMTN	IT	EUR	142,841	170,050	0.08
Goldman Sachs Group 4.223% VRN 01/05/2029	US	USD	142,841	166,889	0.07
Commerzbank 8.125% 19/09/2023 Reg S	DE	USD	142,841	164,055	0.07
Credit Suisse Group 3.869% VRN 12/01/2029 144A	CH	USD	142,841	159,166	0.07
Park Aerospace Holdings 5.25% 15/08/2022 144A	KY	USD	150,843	155,427	0.07
Intesa Sanpaolo 2.125% 26/05/2025 EMTN	IT	EUR	120,594	149,963	0.07
Discover Bank 2.70% 06/02/2030	US	USD	142,841	149,317	0.07
Caixa Geral de Depositos 10.75% VRN (Perpetual)	PT	EUR	94,148	117,777	0.05
Mitsubishi UFJ Financial Group 3.777% 02/03/2025	JP	USD	103,560	115,723	0.05
Morgan Stanley 2.699% VRN 22/01/2031 GMTN	US	USD	107,131	114,286	0.05
Bevco Lux Sarl 1.50% 16/09/2027	LU	EUR	86,455	102,051	0.05
Banco BPM 6.125% VRN (Perpetual)	IT	EUR	84,061	88,365	0.04
UBS Group 3.491% 23/05/2023 Reg S	CH	USD	80,348	83,776	0.04
Westpac Banking 4.322% VRN 23/11/2031 GMTN	AU	USD	71,421	80,414	0.04
JPMorgan Chase & Co. 2.956% VRN 13/05/2031	US	USD	74,099	78,950	0.03
Global Bank 5.25% VRN 16/04/2029 Reg S	PA	USD	73,974	78,810	0.03
Banco Nacional de Panama 2.50% 11/08/2030 Reg S	PA	USD	78,535	78,126	0.03
IKB Deutsche Industriebank 4.00% VRN 31/01/2028	DE	EUR	67,249	74,179	0.03
Oversea-Chinese Bkg 1.832% VRN 10/09/2030 Reg S	SG	USD	74,099	73,956	0.03
ANZ 2.95% VRN 22/07/2030 Reg S	AU	USD	69,635	72,280	0.03
Banco International 4.00% VRN 08/07/2030 Reg S	PE	USD	67,249	68,173	0.03
Yapi ve Kredi Bank 13.875% VRN (Perpetual) Reg S	TR	USD	58,259	61,755	0.03
Garfunkelux Holdco 3 6.75% 01/11/2025 Reg S	LU	EUR	51,311	58,853	0.03
Global Aircraft Leasing 6.50% 15/09/2024 144A	KY	USD	82,234	55,302	0.02
Newday Bondco 7.375% 01/02/2024 Reg S	GB	GBP	47,074	54,881	0.02
Sumitomo Mitsui Fin. Group 0.465% 30/05/2024 EMTN	JP	EUR	46,423	54,806	0.02
Citigroup 3.887% VRN 10/01/2028	US	USD	39,281	44,361	0.02
BPCE 3.50% 23/10/2027 144A	FR	USD	35,710	39,326	0.02
Global Aircraft Leasing 6.50% 15/09/2024 Reg S	KY	USD	47,972	32,261	0.01
BNP Paribas 5.00% 15/01/2021	FR	USD	29,064	29,343	0.01
Unifin Financiera 8.375% 27/01/2028 Reg S	MX	USD	35,416	28,404	0.01
Itau Unibanco Holding 4.625% VRN (Perpetual) Reg S	BR	USD	31,874	27,603	0.01
Citigroup 0.00% 21/12/2020 EMTN	PK	PKR	4,249,911	26,298	0.01
Alpha Holding 9.00% 10/02/2025 Reg S	MX	USD	31,077	23,316	0.01
Banco BTG Pactual 7.75% VRN 15/02/2029 Reg S	BR	USD	14,875	15,288	0.01
Banco Do Brasil 9.00% VRN (Perpetual) Reg S	BR	USD	12,396	13,517	0.01
				3,267,120	**1.44**

부동산

Blackstone Property Partners 1.75% 12/03/2029 EMTN	LU	EUR	107,988	127,295	0.06
WEA Finance 3.50% 15/06/2029 144A	US	USD	107,131	106,494	0.05
Yuzhou Properties 8.375% 30/10/2024	KY	USD	95,830	99,528	0.04
Akelius 1.125% 11/01/2029 EMTN	NL	EUR	69,207	80,734	0.04
Mitsui Fudosan 3.65% 20/07/2027 Reg S	JP	USD	64,279	71,688	0.03
Equinix 3.00% 15/07/2050	US	USD	61,279	60,226	0.03
Merlin Properties Socimi REIT	ES	EUR	6,632	44,624	0.02
China Evergrande Group 8.90% 24/05/2021	KY	USD	8,854	8,475	0.00
MGM Growth 4.625% 15/06/2025 144A	US	USD	6,590	6,719	0.00
Agile Group Holdings 9.50% 23/11/2020	KY	USD	708	710	0.00
				606,493	**0.27**

정부

US Treasury Infl. Indexed Bonds 0.125% 15/04/2025	US	USD	5,153,073	5,444,626	2.41
Italy 2.35% 15/09/2024	IT	EUR	1,375,191	1,858,359	0.82
US Treasury Infl. Indexed Bonds 0.25% 15/01/2025	US	USD	1,385,569	1,611,087	0.71
US Treasury Infl. Indexed Bonds 0.125% 15/10/2024	US	USD	882,198	942,511	0.42
Japan Inflation Linked Bond 0.10% 10/03/2027	JP	JPY	89,257,659	863,609	0.38
Japan 0.10% 10/03/2028	JP	JPY	81,201,636	779,859	0.34
Japan Inflation Linked Bond 0.10% 10/03/2024	JP	JPY	44,628,829	442,496	0.20
Spain Inflation Linked 0.65% 30/11/2027	ES	EUR	207,576	278,464	0.12
Japan 0.20% 10/03/2030	JP	JPY	18,681,836	179,412	0.08
Panama 4.50% 01/04/2056	PA	USD	60,958	75,435	0.03
Mexico 5.00% 27/04/2051	MX	USD	40,682	46,520	0.02
Bermuda 3.375% 20/08/2050 Reg S	BM	USD	40,994	42,992	0.02
Pakistan 6.875% 05/12/2027 Reg S	PK	USD	28,333	27,804	0.01
Surinam 9.25% 26/10/2026 Reg S	SR	USD	41,525	22,216	0.01
Ukraine 16.75% 16/06/2021	UA	UAH	466,870	17,116	0.01
Ukraine 15.84% 26/02/2025	UA	UAH	426,319	16,830	0.01
Ghana 24.75% 19/07/2021	GH	GHS	82,431	14,863	0.01
Ukraine 15.70% 20/01/2021	UA	UAH	197,621	7,046	0.00
Ukraine 18.00% 24/03/2021	UA	UAH	184,163	6,682	0.00
Argentina 0.125% 09/01/2038	AR	EUR	13,402	5,465	0.00
Ukraine 16.75% 02/06/2021	UA	UAH	123,956	4,519	0.00
				12,687,911	**5.61**

개방형 펀드

Fidelity Active STrategy - Global Fund -Y- ACC-GBP	LU	GBP	3,803	809,967	0.36
				809,967	**0.36**

주식 연계 채권

BNP (Zhejiang Supor Cookware (A)) ELN 24/02/2023	CN	USD	1,248	13,170	0.01
CITI (Vincom Retail (A)) ELN 19/02/2020	VN	USD	4,972	5,409	0.00
HSBC (Midea Group (A)) ELN 23/11/2020	CN	USD	235	2,744	0.00
				21,323	**0.01**

커뮤니케이션 서비스

Kenbourne Invest 6.875% 26/11/2024 Reg S	LU	USD	182,926	191,386	0.08
Comunicaciones Celulares 6.875% 06/02/2024 Reg S	KY	USD	134,498	137,874	0.06
AT&T 3.50% 15/09/2053 Reg S	US	USD	117,273	111,411	0.05
Windstream 7.75% 15/08/2028 144A	US	USD	105,446	102,019	0.05
Cellnex Telecom	ES	EUR	1,394	89,511	0.04
Telecom Italia Capital 6.00% 30/09/2034	LU	USD	67,249	78,177	0.03
DKT Finance ApS 7.00% 17/06/2023 Reg S	DK	EUR	42,165	49,586	0.02
Virgin Media 5.00% 15/07/2030 144A	GB	USD	43,443	43,280	0.02
VTR Comunications 5.125% 15/01/2028 Reg S	CL	USD	35,306	37,392	0.02
DKT Finance 9.375% 17/06/2023 144A	DK	USD	25,218	25,757	0.01
				866,393	**0.38**

금융 상품

Jyske Bank CP 0.23% 06/11/2020	DK	USD	232,511	232,503	0.10
Rentenbank CP 0.1975% 11/01/2021	DE	USD	232,511	232,451	0.10
Expt Imp Bank CP 0.18% 13/01/2021	KR	USD	232,511	232,437	0.10
Agence Centrale CP 0.265% 01/04/2021	FR	USD	232,511	232,256	0.10
MUFG Bank CD 0.23% 06/01/2021	JP	USD	203,447	203,467	0.09
Commonwealth Bank Aus VCD 0.00% 16/11/2020	AU	USD	174,383	174,398	0.08
Swedbank CP 0.50% 06/11/2020	SE	USD	174,383	174,380	0.08
Expt Imp Bank CP 0.21% 23/11/2020	KR	USD	174,383	174,368	0.08
Agence Centrale CP 0.26% 15/01/2021	FR	USD	174,383	174,315	0.08
United Bank CP 0.21% 22/02/2021	SG	USD	174,383	174,273	0.08
MUFG Bank CD 0.21% 03/12/2020	JP	USD	145,319	145,330	0.06
Sumi Trust Bank CD 0.00% 06/11/2020	JP	USD	145,319	145,315	0.06
Western Australia Treasury CP 0.19% 22/01/2021	AU	USD	145,319	145,266	0.06
Toyota Motor Finance CP 0.23% 21/01/2021	NL	USD	145,319	145,256	0.06

현재 투자종목 명세서서 2020년 10월 31일

	국가 코드	CCY	주식 또는 명목	시가(USD)	% 순자산
HSBC UK Bank CP 0.22% 22/01/2021	GB	USD	145,319	145,254	0.06
KBC Bank CD 0.00% 18/12/2020	BE	USD	116,255	116,345	0.05
National Aus Bank CD 0.70% 02/11/2020	AU	USD	116,255	116,261	0.05
Sumi Trust Bank CD 0.00% 03/11/2020	JP	USD	116,255	116,254	0.05
HSBC CP 0.67% 04/11/2020	FR	USD	116,255	116,254	0.05
SMBC Brussels CP 0.24% 06/11/2020	BE	USD	116,255	116,252	0.05
Expt Imp Bank CP 0.21% 20/11/2020	KR	USD	116,255	116,246	0.05
Treasury Victoria CP 0.18% 18/11/2020	AU	USD	116,255	116,243	0.05
KfW (UGTD) CP 0.305% 04/01/2021	DE	USD	116,255	116,236	0.05
KBC Bank CD 0.00% 08/12/2020	BE	USD	116,255	116,235	0.05
MUFG Bank CD 0.00% 14/12/2020	JP	USD	116,255	116,234	0.05
KBC Bank CD 0.00% 14/12/2020	BE	USD	116,255	116,232	0.05
KBC Bank CD 0.00% 21/12/2020	BE	USD	116,255	116,228	0.05
Mizuho Bank CD 0.00% 15/12/2020	JP	USD	116,255	116,225	0.05
Agence Centrale CP 0.315% 04/01/2021	FR	USD	116,255	116,225	0.05
Kommun Sverige CP 0.28% 15/01/2021	SE	USD	116,255	116,224	0.05
Austria CP 0.00% 15/01/2021	AT	USD	116,255	116,217	0.05
Korea Development Bank CP 0.22% 06/01/2021	KR	USD	116,255	116,211	0.05
Temasek Finance CP 0.20% 04/02/2021	SG	USD	116,255	116,205	0.05
Landeskreditbank CP 0.20% 11/02/2021	DE	USD	116,255	116,194	0.05
Landeskreditbank CP 0.20% 12/02/2021	DE	USD	116,255	116,193	0.05
Sumi Trust Bank CD 0.00% 28/01/2021	JP	USD	116,255	116,191	0.05
HSBC CP 0.36% 08/02/2021	GB	USD	116,255	116,186	0.05
Mizuho Bank CD 0.00% 04/02/2021	JP	USD	116,255	116,181	0.05
United Bank CP 0.20% 26/02/2021	SG	USD	116,255	116,179	0.05
Finland CP 0.00% 17/03/2021	FI	USD	116,255	116,173	0.05
Treasury Victoria CP 0.22% 18/03/2021	AU	USD	116,255	116,164	0.05
Austria CD 0.00% 06/04/2021	AT	USD	116,255	116,163	0.05
National Aus Bank CD 0.00% 16/04/2021	AU	USD	116,255	116,150	0.05
United Bank CP 0.23% 19/04/2021	SG	USD	116,255	116,139	0.05
Swedbank CP 0.2275% 15/04/2021	SE	USD	116,255	116,129	0.05
Rabobank CP 0.23% 29/04/2021	NL	USD	116,255	116,122	0.05
Dexia Credit Local CP 0.32% 01/12/2020	FR	USD	113,349	113,333	0.05
Mizuho Bank CD 0.00% 09/11/2020	JP	USD	87,191	87,187	0.04
TD Bank CD 0.00% 18/12/2020	GB	USD	87,191	87,175	0.04
Sumi Trust Bank CD 0.00% 16/12/2020	JP	USD	87,191	87,175	0.04
Dexia Credit Local CP 0.30% 22/12/2020	FR	USD	87,191	87,171	0.04
HSBC CP 0.24% 06/04/2021	GB	USD	87,191	87,102	0.04
SMBC Brussels CP 0.22% 12/11/2020	BE	USD	81,379	81,375	0.04
Allianz CP 0.31% 07/01/2021	DE	USD	81,379	81,352	0.04
Korea Development Bank CP 0.21% 06/01/2021	KR	USD	69,753	69,727	0.03
United Bank CP 0.23% 22/04/2021	SG	USD	63,940	63,875	0.03
Goldman Sachs CD 0.35% 11/01/2021	GB	USD	58,128	58,147	0.03
Goldman Sachs CD 0.265% 08/02/2021	GB	USD	58,128	58,136	0.03
Goldman Sachs CD 0.32% 07/05/2021	GB	USD	58,128	58,135	0.03
KDB Bank CD 0.00% 06/11/2020	KR	USD	58,128	58,126	0.03
Swedbank CP 0.318% 04/12/2020	SE	USD	58,128	58,122	0.03
Mizuho Bank CD 0.00% 20/11/2020	JP	USD	58,128	58,122	0.03
Allianz CP 0.23% 26/02/2021	DE	USD	58,128	58,088	0.03
Mizuho Bank CD 0.00% 29/01/2021	GB	USD	58,128	58,087	0.03
Finland CP 0.00% 17/03/2021	FI	USD	58,128	58,087	0.03
Korea Development Bank CP 0.21% 04/12/2020	KR	USD	43,596	43,588	0.02
Goldman Sachs CD 1.055% 30/04/2021	GB	USD	40,689	40,846	0.02
Goldman Sachs CD 1.05% 04/02/2021	GB	USD	40,689	40,782	0.02
Goldman Sachs CD 0.965% 04/11/2020	GB	USD	40,689	40,694	0.02
				7,926,318	3.50

목록에 없음

에너지

Nostrum O&G 8.00% 25/07/2022 Reg S (Defaulted)	NL	USD	37,806	10,019	0.00
PDVSA 5.50% 12/04/2037 (Defaulted)	VE	USD	187,704	7,320	0.00
Nostrum Oil & Gas Finance 7.00% 16/02/2025 Reg S	NL	USD	20,453	5,215	0.00
PDVSA 6.00% 15/11/2026 Reg S (Defaulted)	VE	USD	53,124	2,072	0.00
Mesquite Energy 7.25% (Perpetual) (Defaulted)	US	USD	90,786	908	0.00
PDVSA 6.00% 16/05/2024 Reg S (Defaulted)	VE	USD	7,083	290	0.00
PDVSA 9.00% 17/11/2021 Reg S (Defaulted)	VE	USD	7,083	276	0.00
PDVSA 12.75% 17/02/2022 Reg S (Defaulted)	VE	USD	7,083	276	0.00
Lebanon 7.00% 22/04/2031 (Defaulted)	LB	USD	1,240	182	0.00
				26,558	0.01

소재

Sino-Forest 6.25% 21/10/2017 144A (Defaulted)*	CA	USD	25,535	0	0.00
Sino Forest 0.00% 28/07/2014 (Defaulted)*	CA	USD	2,337	0	0.00
				0	0.00

산업재

Jain Int'l Trading 7.125% 01/02/2022 (Defaulted)	NL	USD	13,370	2,607	0.00
Blue Skyview 15.758% VRN (Perpetual) (Defaulted)	VG	USD	3,542	892	0.00
ITNL Offshore 7.50% 18/01/2021 (Defaulted)	SG	CNY	23,729	443	0.00
				3,942	0.00

정보 기술

Bytedance*	CN	USD	90	5,620	0.00
Sensetime Group*	CN	USD	13,534	4,786	0.00
				10,406	0.00

소비재

JC Penney 5.875% 01/07/2023 144A (Defaulted)	US	USD	100,873	29,263	0.01
MYT Holding LLC (Pref'd)	US	USD	10,473	10,106	0.00
Top Wise Excellence 6.00% 16/03/2020 (Defaulted)	VG	USD	6,906	749	0.00
				40,118	0.02

건강

21St Century Oncology*	US	USD	162	3,780	0.00
				3,780	0.00

금융

Stoneway Cap. 10.00% 01/03/2027 Reg S (Defaulted)	CA	USD	139,681	49,238	0.02
Tianjin State-OCI. & Management. 1.60% 17/12/2039*	CN	USD	20,215	4,144	0.00
Yihua Overseas Invest. 8.50% 23/10/2020 (Defaulted)	VG	USD	5,401	432	0.00
Highbridge Multi Strategy Fund*	GB	GBP	522,460	7	0.00
Bulgaria Steel Fin. 12.00% 04/05/2013 (Defaulted)*	NL	EUR	1,062	0	0.00
				53,821	0.02

부동산

Intu SGS Fin. 3.875% 17/03/2023 EMTN (Defaulted)	GB	GBP	151,769	113,907	0.05
JGC Ventures 10.75% 30/08/2021 (Defaulted)	SG	USD	9,562	3,921	0.00
Intu Debenture 5.562% 31/12/2027 (Defaulted)	GB	GBP	5,525	3,758	0.00
				121,586	0.05

정부

Lebanon 6.85% 25/05/2029 (Defaulted) EMTN	LB	USD	123,148	18,164	0.01
Lebanon 6.65% 26/02/2030 GMTN (Defaulted)	LB	USD	92,598	13,658	0.01
Lebanon 8.20% 17/05/2033 (Defaulted)	LB	USD	92,081	13,122	0.01
Ghana 19.50% 09/11/2020	GH	GHS	62,332	10,807	0.00
Lebanon 6.75% 29/11/2027 (Defaulted)	LB	USD	60,852	9,040	0.00
Lebanon 6.20% 26/02/2025 (Defaulted) GMTN	LB	USD	44,978	6,714	0.00
Lebanon 6.85% 23/03/2027 (Defaulted)	LB	USD	36,921	5,506	0.00
Lebanon 7.05% 02/11/2035 GMTN (Defaulted)	LB	USD	35,416	5,354	0.00
Lebanon 8.25% 17/05/2034 (Defaulted)	LB	USD	35,416	5,047	0.00
Lebanon 6.375% 09/03/2020 GMTN (Defaulted)	LB	USD	26,739	4,638	0.00
Lebanon 7.25% 23/03/2037 (Defaulted)	LB	USD	29,130	4,392	0.00
Venezuela 7.00% 31/03/2038 (Defaulted)	VE	USD	42,499	4,101	0.00
Lebanon 7.15% 20/11/2031 GMTN (Defaulted)	LB	USD	26,562	3,880	0.00
Lebanon 6.25% 12/06/2025 (Defaulted)	LB	USD	23,640	3,520	0.00
Lebanon 6.40% 26/05/2023 GMTN (Defaulted)	LB	USD	14,786	2,221	0.00
Lebanon 6.15% 19/06/2020 GMTN (Defaulted)	LB	USD	12,396	2,098	0.00
Lebanon 6.65% 22/04/2024 (Defaulted)	LB	USD	12,307	1,839	0.00
Venezuela 9.00% 07/05/2023 (Defaulted)	VE	USD	17,708	1,709	0.00
Lebanon 6.10% 04/10/2022 EMTN (Defaulted)	LB	USD	10,094	1,557	0.00
Lebanon 8.25% 12/04/2021 Reg S (Defaulted)	LB	USD	8,146	1,317	0.00
Lebanon 6.25% 04/11/2024 GMTN (Defaulted)	LB	USD	8,588	1,278	0.00
Lebanon 6.00% 27/01/2023 (Defaulted)	LB	USD	7,614	1,150	0.00
Lebanon 6.65% 03/11/2028 GMTN (Defaulted)	LB	USD	5,578	826	0.00
				121,938	0.05

커뮤니케이션 서비스

Intelsat Jackson 8.00% 15/02/2024 144A (Defaulted)	LU	USD	92,131	93,705	0.04
Frontier Comm. 9.25% 01/07/2021 (Defaulted)	US	USD	87,423	33,708	0.01
Frontier Comm. 10.50% 15/09/2022 (Defaulted)	US	USD	67,249	27,808	0.01
				155,221	0.07

단주	(5)	(0.00)
총 투자 (비용 USD 166,672,181)	166,910,818	73.77

예금

DZ Bank TD 0.08% 02/11/2020	DE	USD	994,016	994,016	0.44
Bred Banque TD 0.11% 02/11/2020	FR	USD	891,015	891,015	0.39
Barclays Bank TD 0.05% 02/11/2020	GB	USD	809,032	809,032	0.36
KBC Bank TD 0.08% 02/11/2020	BE	USD	581,276	581,276	0.26
				3,275,339	1.45

(예금 포함) 총 투자	170,186,157	75.21

현재 투자종목 명세서서 2020년 10월 31일

차액 거래 계약

	CCY	기본 노출	미실현 이익 / (손실) USD	% 순자산
UBS Bbg Cm-Bcom Er ()	USD	6,769,719	6,668	0.00
Oracle (GS)	USD	75,957	502	0.00
베트남 Tech. & Commercial Joint Stock Bank (MS)	USD	5,237	(338)	(0.00)
Tripadvisor (UBS)	USD	10,613	(1,002)	(0.00)
Johnson & Johnson (GS)	USD	75,269	(1,211)	(0.00)
Fidelity National Information Services Svcs (GS)	USD	31,819	(2,088)	(0.00)
Sandvik (UBS)	SEK	1,080,255	(10,504)	(0.00)
			(7,973)	**(0.00)**

신용 디폴트 스왑 (Credit Default Swap)

	CCY	기본 노출	미실현 이익 / (손실) USD	% 순자산
매도 보호 CDX NA HY S35 5 년 20/12/202	USD	504,366	58,640	0.03
매수 보호 브라질 4.25% 20/12/2025	USD	416,137	23,655	0.01
매수 보호 CDX EM CDSI S33 5 년 20/06/202	USD	210,725	6,665	0.00
매도 보호 인도네시아 3.7% 20/06/2025	USD	77,664	409	0.00
매수 보호 CDX EM CDSI S34 5 year 20/12/202	USD	1,771	100	0.00
매도 보호 Stena 7% 20/12/2024	EUR	9,617	(938)	(0.00)
매수 보호 CDX NA HY S35 5 년 20/12/202	USD	196,407	(6,979)	(0.00)
매수 보호 iTraxx Xover S34 20/12/2025	EUR	232,117	(16,252)	(0.01)
매도 보호 South Africa 5.875% 20/06/2025	USD	286,869	(20,511)	(0.01)
매도 보호 터키 11.875% 20/12/2025	USD	370,273	(72,998)	(0.03)
			(28,209)	**(0.01)**

선물환 계약

	기본 노출 USD	미실현 이익 / (손실) USD	% 순자산
구입 USD 판매 GBP 에 1.32877 11/12/2020	13,420,359	341,306	0.15
구입 USD 판매 EUR 에 1.18193 19/11/2020	12,138,622	171,533	0.08
구입 JPY 판매 USD 에 105.54450 25/11/2020	11,828,549	113,831	0.05
구입 USD 판매 EUR 에 1.18755 11/12/2020	5,987,704	110,115	0.05
구입 USD 판매 EUR 에 1.18657 12/11/2020	3,653,363	66,745	0.03
구입 USD 판매 NOK 에 0.10847 19/11/2020	1,206,894	41,609	0.02
구입 USD 판매 NOK 에 0.10798 25/11/2020	1,227,835	36,631	0.02
구입 USD 판매 GBP 에 1.30407 19/11/2020	4,802,319	31,486	0.01
구입 USD 판매 CAD 에 0.76066 25/11/2020	2,210,882	28,354	0.01
구입 USD 판매 NOK 에 0.11326 12/11/2020	289,127	23,168	0.01
구입 USD 판매 NOK 에 0.10910 12/11/2020	331,285	13,388	0.01
구입 USD 판매 CHF 에 1.10490 25/11/2020	1,134,369	13,292	0.01
구입 USD 판매 AUD 에 0.72087 19/11/2020	477,728	12,106	0.01
구입 USD 판매 GBP 에 1.31756 12/11/2020	697,850	11,872	0.01
구입 USD 판매 EUR 에 1.18193 12/11/2020	719,824	10,282	0.00
구입 USD 판매 EUR 에 1.18387 25/11/2020	622,322	9,748	0.00
구입 USD 판매 CAD 에 0.75930 12/11/2020	776,952	8,584	0.00
구입 USD 판매 NOK 에 0.10928 19/11/2020	198,517	8,364	0.00
구입 USD 판매 AUD 에 0.71980 12/11/2020	342,110	8,157	0.00
구입 NZD 판매 USD 에 1.53290 12/11/2020	537,324	8,110	0.00
구입 USD 판매 GBP 에 1.30466 12/11/2020	1,077,156	7,595	0.00
구입 USD 판매 AUD 에 0.72572 12/11/2020	220,709	7,123	0.00
구입 USD 판매 EUR 에 1.17171 06/11/2020	1,252,290	7,072	0.00
구입 USD 판매 AUD 에 0.73301 12/11/2020	165,809	7,071	0.00
구입 USD 판매 AUD 에 0.71730 19/11/2020	286,215	5,798	0.00
구입 USD 판매 EUR 에 1.18412 12/11/2020	348,991	5,641	0.00
구입 USD 판매 DKK 에 0.15941 12/11/2020	308,153	5,641	0.00
구입 USD 판매 CAD 에 0.76274 19/11/2020	336,004	5,247	0.00
구입 USD 판매 SEK 에 0.11580 12/11/2020	166,565	4,869	0.00
구입 USD 판매 SEK 에 0.11410 12/11/2020	335,764	4,742	0.00
구입 USD 판매 EUR 에 1.17312 12/11/2020	665,762	4,476	0.00
구입 USD 판매 SEK 에 0.11438 12/11/2020	254,156	4,235	0.00
구입 USD 판매 EUR 에 1.18495 06/11/2020	240,156	4,086	0.00
구입 MXN 판매 USD 에 22.68070 12/11/2020	61,746	4,076	0.00
구입 USD 판매 EUR 에 1.19881 12/11/2020	139,374	4,010	0.00
구입 USD 판매 EUR 에 1.16878 03/12/2020	1,494,166	3,792	0.00
구입 CAD 판매 USD 에 1.33863 06/11/2020	705,705	3,735	0.00
구입 USD 판매 NZD 에 0.66478 19/11/2020	867,562	3,369	0.00
구입 USD 판매 SEK 에 0.11468 12/11/2020	168,496	3,246	0.00
구입 USD 판매 NOK 에 0.10729 12/11/2020	139,959	3,238	0.00
구입 USD 판매 GBP 에 1.29760 03/12/2020	2,140,105	3,153	0.00
구입 USD 판매 SEK 에 0.11385 12/11/2020	259,208	3,082	0.00
구입 USD 판매 HUF 에 0.00342 12/11/2020	39,425	3,078	0.00
구입 USD 판매 NZD 에 0.66644 19/11/2020	447,919	2,861	0.00
구입 CLP 판매 USD 에 803.88000 12/11/2020	70,037	2,760	0.00
구입 USD 판매 BRL 에 0.18349 12/11/2020	51,431	2,716	0.00
구입 USD 판매 COP 에 0.00026 12/11/2020	145,145	2,701	0.00
구입 KRW 판매 USD 에 1185.38000 12/11/2020	59,360	2,627	0.00
구입 USD 판매 EUR 에 1.17503 12/11/2020	311,934	2,608	0.00
구입 USD 판매 EUR 에 1.17277 12/11/2020	395,142	2,541	0.00
구입 USD 판매 EUR 에 1.17324 12/11/2020	351,797	2,402	0.00
구입 USD 판매 EUR 에 1.18429 12/11/2020	146,267	2,386	0.00
구입 USD 판매 AUD 에 0.71767 12/11/2020	112,076	2,334	0.00
구입 MXN 판매 USD 에 22.58640 12/11/2020	36,365	2,240	0.00
구입 USD 판매 TRY 에 0.13219 12/11/2020	19,574	2,203	0.00
구입 USD 판매 HUF 에 0.00324 12/11/2020	113,795	2,193	0.00
구입 USD 판매 CAD 에 0.76056 12/11/2020	169,717	2,161	0.00
구입 USD 판매 SEK 에 0.11350 19/11/2020	242,383	2,125	0.00
구입 USD 판매 AUD 에 0.71603 12/11/2020	111,055	2,052	0.00
구입 USD 판매 CAD 에 0.76014 12/11/2020	168,391	2,049	0.00
구입 USD 판매 CAD 에 0.75290 12/11/2020	794,848	2,008	0.00
구입 USD 판매 CAD 에 0.75449 19/11/2020	426,351	1,970	0.00
구입 USD 판매 NZD 에 0.66638 12/11/2020	311,095	1,963	0.00
구입 KRW 판매 USD 에 1181.56000 12/11/2020	47,873	1,957	0.00
구입 USD 판매 GBP 에 1.31793 12/11/2020	111,709	1,932	0.00
구입 JPY 판매 USD 에 105.67120 06/11/2020	180,808	1,919	0.00
구입 USD 판매 EUR 에 1.17686 06/11/2020	187,939	1,893	0.00
구입 USD 판매 EUR 에 1.17991 06/11/2020	146,956	1,864	0.00
구입 JPY 판매 USD 에 105.67820 12/11/2020	171,915	1,848	0.00
구입 USD 판매 GBP 에 1.30398 12/11/2020	281,908	1,840	0.00
구입 CLP 판매 USD 에 795.35500 12/11/2020	64,690	1,836	0.00
구입 JPY 판매 USD 에 105.32110 12/11/2020	240,984	1,768	0.00
구입 ZAR 판매 USD 에 17.54300 12/11/2020	22,314	1,767	0.00
구입 NZD 판매 USD 에 1.52490 12/11/2020	170,346	1,669	0.00
구입 USD 판매 EUR 에 1.18282 12/11/2020	109,438	1,647	0.00
구입 USD 판매 NOK 에 0.10817 12/11/2020	49,903	1,576	0.00
구입 KRW 판매 USD 에 1188.55000 12/11/2020	30,420	1,431	0.00
구입 USD 판매 SEK 에 0.11390 12/11/2020	112,559	1,397	0.00
구입 USD 판매 EUR 에 1.18257 12/11/2020	93,996	1,395	0.00
구입 USD 판매 SEK 에 0.11382 12/11/2020	112,933	1,314	0.00
구입 USD 판매 EUR 에 1.19250 12/11/2020	55,585	1,299	0.00
구입 USD 판매 EUR 에 1.18081 12/11/2020	96,527	1,286	0.00
구입 CAD 판매 USD 에 1.33809 12/11/2020	261,656	1,282	0.00
구입 USD 판매 EUR 에 1.18781 12/11/2020	66,217	1,280	0.00
구입 IDR 판매 USD 에 14811.00000 12/11/2020	123,281	1,077	0.00
구입 USD 판매 EUR 에 1.18166 06/11/2020	71,689	1,017	0.00
구입 JPY 판매 USD 에 105.44390 12/11/2020	113,594	967	0.00
구입 USD 판매 CAD 에 0.75606 12/11/2020	140,331	946	0.00
구입 USD 판매 PLN 에 0.26296 12/11/2020	22,816	937	0.00
구입 KRW 판매 USD 에 1160.60000 12/11/2020	41,314	926	0.00
구입 GBP 판매 USD 에 0.77253 12/11/2020	1,102,302	912	0.00
구입 THB 판매 USD 에 31.52200 12/11/2020	80,505	910	0.00
구입 USD 판매 EUR 에 1.18349 12/11/2020	55,899	874	0.00
구입 USD 판매 AUD 에 0.70494 12/11/2020	317,112	860	0.00
구입 USD 판매 PLN 에 0.26231 12/11/2020	22,177	854	0.00
구입 USD 판매 EUR 에 1.18276 12/11/2020	55,325	830	0.00
구입 KRW 판매 USD 에 1162.23000 12/11/2020	33,477	799	0.00
구입 USD 판매 PLN 에 0.25723 12/11/2020	43,336	796	0.00
구입 JPY 판매 USD 에 105.97211 12/11/2020	56,987	773	0.00
구입 USD 판매 EUR 에 1.18510 12/11/2020	45,111	767	0.00
구입 USD 판매 PEN 에 0.28079 12/11/2020	51,317	758	0.00
구입 USD 판매 EUR 에 1.18136 12/11/2020	53,650	740	0.00
구입 USD 판매 CHF 에 1.10342 12/11/2020	68,209	733	0.00
구입 USD 판매 CAD 에 0.76042 12/11/2020	56,338	707	0.00
구입 USD 판매 EUR 에 1.17187 06/11/2020	114,711	664	0.00
구입 ZAR 판매 USD 에 16.63130 12/11/2020	27,883	644	0.00
구입 USD 판매 GBP 에 1.30993 12/11/2020	56,634	630	0.00
구입 MYR 판매 USD 에 4.18990 12/11/2020	83,150	618	0.00
구입 PHP 판매 USD 에 49.35200 12/11/2020	32,739	613	0.00
구입 INR 판매 USD 에 74.82000 12/11/2020	85,064	576	0.00
구입 USD 판매 HUF 에 0.00327 12/11/2020	19,053	571	0.00
구입 USD 판매 GBP 에 1.30282 12/11/2020	99,043	558	0.00
구입 USD 판매 INR 에 0.01357 12/11/2020	62,635	545	0.00
구입 USD 판매 RUB 에 0.01281 12/11/2020	27,924	500	0.00
구입 USD 판매 CAD 에 0.75150 06/11/2020	709,440	484	0.00
구입 USD 판매 CAD 에 0.76265 12/11/2020	27,998	434	0.00
구입 TWD 판매 USD 에 28.58550 12/11/2020	188,355	424	0.00
구입 CHF 판매 USD 에 0.92171 06/11/2020	68,305	413	0.00
구입 GBP 판매 USD 에 0.77884 12/11/2020	41,737	376	0.00
구입 CLP 판매 USD 에 778.27000 12/11/2020	54,493	343	0.00
구입 SEK 판매 USD 에 8.92169 25/11/2020	83,527	326	0.00
구입 CLP 판매 USD 에 785.48000 12/11/2020	20,126	314	0.00
구입 USD 판매 GBP 에 1.30064 12/11/2020	75,539	299	0.00
구입 USD 판매 NZD 에 0.67051 19/11/2020	22,515	282	0.00
구입 JPY 판매 USD 에 105.56800 12/11/2020	28,752	279	0.00
구입 USD 판매 CAD 에 0.75874 19/11/2020	24,633	253	0.00
구입 USD 판매 INR 에 0.01355 12/11/2020	34,832	245	0.00
구입 NZD 판매 USD 에 1.51353 12/11/2020	102,805	233	0.00
구입 JPY 판매 USD 에 105.05114 12/11/2020	47,528	226	0.00
구입 USD 판매 ILS 에 0.29443 12/11/2020	59,564	223	0.00
구입 NOK 판매 USD 에 9.55505 25/11/2020	107,755	204	0.00
구입 GBP 판매 USD 에 0.77413 25/11/2020	67,043	200	0.00
구입 USD 판매 AUD 에 0.70615 06/11/2020	40,293	180	0.00
구입 USD 판매 INR 에 0.01352 12/11/2020	31,606	154	0.00
구입 JPY 판매 USD 에 104.91992 12/11/2020	38,058	133	0.00

현재 투자종목 명세서서 2020년 10월 31일

	기본 노출 USD	미실현 이익 / (손실) USD	% 순자산
구입 USD 판매 CLP 에 0.00130 12/11/2020	45,050	106	0.00
구입 USD 판매 CAD 에 0.75137 12/11/2020	171,650	84	0.00
구입 USD 판매 PEN 에 0.27783 12/11/2020	19,884	81	0.00
구입 USD 판매 PEN 에 0.27718 12/11/2020	47,611	81	0.00
구입 CHF 판매 USD 에 0.91605 25/11/2020	181,540	77	0.00
구입 GBP 판매 USD 에 0.77329 12/11/2020	41,221	75	0.00
구입 USD 판매 CHF 에 1.09256 06/11/2020	68,718	67	0.00
구입 USD 판매 GBP 에 1.29635 06/11/2020	92,524	63	0.00
구입 USD 판매 RUB 에 0.01261 12/11/2020	24,729	47	0.00
구입 PHP 판매 USD 에 48.48500 12/11/2020	45,409	38	0.00
구입 GBP 판매 USD 에 0.77252 12/11/2020	46,888	38	0.00
구입 USD 판매 THB 에 0.03216 12/11/2020	13,770	32	0.00
구입 USD 판매 GBP 에 1.29639 12/11/2020	39,728	27	0.00
구입 USD 판매 EUR 에 1.16568 12/11/2020	59,086	20	0.00
구입 USD 판매 INR 에 0.01346 12/11/2020	32,851	18	0.00
구입 USD 판매 JPY 에 0.00956 06/11/2020	182,728	7	0.00
구입 IDR 판매 USD 에 14685.00001 12/11/2020	19,431	3	0.00
구입 JPY 판매 USD 에 104.52440 03/12/2020	182,792	(8)	(0.00)
구입 USD 판매 GBP 에 1.29520 06/11/2020	62,315	(13)	(0.00)
구입 EUR 판매 USD 에 0.85750 11/12/2020	268,204	(17)	(0.00)
구입 ILS 판매 USD 에 3.40553 12/11/2020	26,249	(28)	(0.00)
구입 GBP 판매 USD 에 0.77177 19/11/2020	286,484	(31)	(0.00)
구입 USD 판매 CLP 에 0.00129 12/11/2020	70,746	(55)	(0.00)
구입 USD 판매 CAD 에 0.74913 25/11/2020	26,061	(66)	(0.00)
구입 CHF 판매 USD 에 0.91457 03/12/2020	68,838	(66)	(0.00)
구입 JPY 판매 USD 에 104.52800 12/11/2020	314,457	(79)	(0.00)
구입 USD 판매 PHP 에 0.02059 12/11/2020	32,886	(81)	(0.00)
구입 USD 판매 ILS 에 0.29242 12/11/2020	26,998	(84)	(0.00)
구입 USD 판매 GBP 에 1.29364 12/11/2020	57,675	(84)	(0.00)
구입 MXN 판매 USD 에 21.21870 12/11/2020	30,988	(84)	(0.00)
구입 USD 판매 CNY 에 0.14301 12/11/2020	2,314	(98)	(0.00)
구입 USD 판매 JPY 에 0.00954 12/11/2020	49,229	(114)	(0.00)
구입 USD 판매 GBP 에 1.29461 03/12/2020	137,606	(115)	(0.00)
구입 GBP 판매 USD 에 0.77085 12/11/2020	85,524	(115)	(0.00)
구입 USD 판매 PHP 에 0.02057 12/11/2020	34,227	(116)	(0.00)
구입 NZD 판매 USD 에 1.50912 19/11/2020	189,713	(122)	(0.00)
구입 ILS 판매 USD 에 3.39595 12/11/2020	31,759	(123)	(0.00)
구입 TWD 판매 USD 에 28.43350 12/11/2020	40,564	(125)	(0.00)
구입 COP 판매 USD 에 3808.50000 12/11/2020	10,006	(145)	(0.00)
구입 CAD 판매 USD 에 1.33115 12/11/2020	483,656	(150)	(0.00)
구입 USD 판매 GBP 에 1.29193 12/11/2020	55,758	(154)	(0.00)
구입 AUD 판매 USD 에 1.41594 03/12/2020	40,479	(180)	(0.00)
구입 ILS 판매 USD 에 3.38476 12/11/2020	25,558	(183)	(0.00)
구입 HUF 판매 USD 에 312.13100 12/11/2020	22,664	(195)	(0.00)
구입 USD 판매 GBP 에 1.29104 12/11/2020	57,818	(200)	(0.00)
구입 USD 판매 NZD 에 0.66079 25/11/2020	100,855	(217)	(0.00)
구입 USD 판매 MYR 에 0.23802 12/11/2020	21,858	(220)	(0.00)
구입 CAD 판매 USD 에 1.31356 19/11/2020	16,292	(220)	(0.00)
구입 GBP 판매 USD 에 0.76756 12/11/2020	39,430	(221)	(0.00)
구입 INR 판매 USD 에 74.04800 12/11/2020	61,850	(224)	(0.00)
구입 EUR 판매 USD 에 0.84795 12/11/2020	20,248	(241)	(0.00)
구입 USD 판매 JPY 에 0.00956 25/11/2020	277,303	(243)	(0.00)
구입 AUD 판매 USD 에 1.40325 19/11/2020	18,172	(244)	(0.00)
구입 RUB 판매 USD 에 78.43500 12/11/2020	19,286	(250)	(0.00)
구입 GBP 판매 USD 에 0.76809 06/11/2020	51,978	(258)	(0.00)
구입 USD 판매 JPY 에 0.00948 12/11/2020	28,637	(267)	(0.00)
구입 EUR 판매 USD 에 0.85716 25/11/2020	305,543	(269)	(0.00)
구입 USD 판매 SEK 에 0.11214 12/11/2020	85,674	(281)	(0.00)
구입 USD 판매 MYR 에 0.23785 12/11/2020	27,024	(292)	(0.00)
구입 CHF 판매 USD 에 0.90844 12/11/2020	36,651	(303)	(0.00)
구입 USD 판매 ILS 에 0.28946 12/11/2020	24,605	(325)	(0.00)
구입 USD 판매 THB 에 0.03164 12/11/2020	24,198	(336)	(0.00)
구입 CAD 판매 USD 에 1.32630 12/11/2020	85,594	(338)	(0.00)
구입 GBP 판매 USD 에 0.76815 06/11/2020	72,941	(356)	(0.00)
구입 ILS 판매 USD 에 3.37823 12/11/2020	40,267	(366)	(0.00)
구입 EUR 판매 USD 에 0.85104 12/11/2020	48,172	(400)	(0.00)
구입 USD 판매 KRW 에 0.00088 12/11/2020	105,559	(430)	(0.00)
구입 CAD 판매 USD 에 1.32935 12/11/2020	258,395	(430)	(0.00)
구입 GBP 판매 USD 에 0.76604 12/11/2020	56,931	(431)	(0.00)
구입 PLN 판매 USD 에 3.72271 12/11/2020	7,805	(466)	(0.00)
구입 CAD 판매 USD 에 1.33058 03/12/2020	709,980	(477)	(0.00)
구입 EUR 판매 USD 에 0.84823 12/11/2020	41,306	(478)	(0.00)
구입 AUD 판매 USD 에 1.39789 12/11/2020	28,511	(492)	(0.00)
구입 ILS 판매 USD 에 3.34850 12/11/2020	28,409	(506)	(0.00)
구입 GBP 판매 USD 에 0.76506 12/11/2020	57,547	(509)	(0.00)
구입 EUR 판매 USD 에 0.84988 12/11/2020	53,880	(520)	(0.00)
구입 AUD 판매 USD 에 1.40400 06/11/2020	40,823	(530)	(0.00)
구입 EUR 판매 USD 에 0.85327 11/12/2020	112,349	(562)	(0.00)
구입 EUR 판매 USD 에 0.84617 12/11/2020	42,360	(592)	(0.00)
구입 EUR 판매 USD 에 0.84402 12/11/2020	36,522	(602)	(0.00)
구입 GBP 판매 USD 에 0.77019 11/12/2020	316,358	(625)	(0.00)
구입 MYR 판매 USD 에 4.12510 12/11/2020	79,815	(651)	(0.00)
구입 CAD 판매 USD 에 1.31469 12/11/2020	51,503	(652)	(0.00)
구입 GBP 판매 USD 에 0.76047 12/11/2020	46,868	(693)	(0.00)
구입 EUR 판매 USD 에 0.85575 11/12/2020	329,622	(694)	(0.00)
구입 SEK 판매 USD 에 8.85490 12/11/2020	200,370	(752)	(0.00)
구입 EUR 판매 USD 에 0.85083 12/11/2020	88,840	(759)	(0.00)
구입 EUR 판매 USD 에 0.84675 12/11/2020	57,192	(761)	(0.00)
구입 PEN 판매 USD 에 3.52350 12/11/2020	30,893	(773)	(0.00)
구입 SEK 판매 USD 에 8.82346 19/11/2020	110,535	(798)	(0.00)
구입 RUB 판매 USD 에 76.61500 12/11/2020	22,308	(800)	(0.00)
구입 EUR 판매 USD 에 0.84960 12/11/2020	91,897	(917)	(0.00)
구입 EUR 판매 USD 에 0.84950 11/12/2020	109,906	(1,032)	(0.00)
구입 EUR 판매 USD 에 0.84269 12/11/2020	59,772	(1,077)	(0.00)
구입 COP 판매 USD 에 3803.00000 12/11/2020	67,629	(1,078)	(0.00)
구입 USD 판매 KRW 에 0.00085 12/11/2020	28,800	(1,089)	(0.00)
구입 USD 판매 ZAR 에 0.05893 12/11/2020	27,423	(1,152)	(0.00)
구입 NZD 판매 USD 에 1.50270 12/11/2020	236,170	(1,158)	(0.00)
구입 EUR 판매 USD 에 0.84728 12/11/2020	93,577	(1,186)	(0.00)
구입 EUR 판매 USD 에 0.84266 12/11/2020	65,840	(1,190)	(0.00)
구입 EUR 판매 USD 에 0.83642 12/11/2020	48,964	(1,241)	(0.00)
구입 EUR 판매 USD 에 0.84639 12/11/2020	90,644	(1,244)	(0.00)
구입 PLN 판매 USD 에 3.87200 12/11/2020	57,482	(1,263)	(0.00)
구입 PLN 판매 USD 에 3.76039 12/11/2020	26,017	(1,305)	(0.00)
구입 CAD 판매 USD 에 1.30102 12/11/2020	57,262	(1,313)	(0.00)
구입 EUR 판매 USD 에 0.84628 06/11/2020	96,377	(1,347)	(0.00)
구입 USD 판매 NZD 에 0.65702 12/11/2020	174,228	(1,364)	(0.00)
구입 COP 판매 USD 에 3713.55000 12/11/2020	35,323	(1,381)	(0.00)
구입 EUR 판매 USD 에 0.84168 12/11/2020	75,424	(1,449)	(0.00)
구입 INR 판매 USD 에 73.43310 12/11/2020	123,550	(1,469)	(0.00)
구입 BRL 판매 USD 에 5.61222 12/11/2020	67,771	(1,483)	(0.00)
구입 EUR 판매 USD 에 0.85279 06/11/2020	236,383	(1,511)	(0.00)
구입 TRY 판매 USD 에 7.79100 12/11/2020	20,425	(1,518)	(0.00)
구입 RUB 판매 USD 에 73.55030 12/11/2020	20,597	(1,533)	(0.00)
구입 EUR 판매 USD 에 0.84801 11/12/2020	138,633	(1,543)	(0.00)
구입 EUR 판매 USD 에 0.83583 12/11/2020	61,069	(1,589)	(0.00)
구입 AUD 판매 USD 에 1.39639 12/11/2020	87,704	(1,604)	(0.00)
구입 EUR 판매 USD 에 0.85096 11/12/2020	220,250	(1,694)	(0.00)
구입 USD 판매 GBP 에 1.28036 12/11/2020	145,028	(1,698)	(0.00)
구입 USD 판매 AUD 에 0.70121 25/11/2020	652,599	(1,734)	(0.00)
구입 NOK 판매 USD 에 9.43940 12/11/2020	171,371	(1,742)	(0.00)
구입 USD 판매 GBP 에 1.28638 12/11/2020	257,894	(1,820)	(0.00)
구입 USD 판매 CLP 에 0.00125 12/11/2020	57,050	(1,848)	(0.00)
구입 TRY 판매 USD 에 7.68500 12/11/2020	21,487	(1,867)	(0.00)
구입 USD 판매 MXN 에 0.04546 12/11/2020	57,773	(1,895)	(0.00)
구입 USD 판매 JPY 에 0.00949 12/11/2020	262,199	(1,909)	(0.00)
구입 GBP 판매 USD 에 0.74527 12/11/2020	55,370	(1,909)	(0.00)
구입 USD 판매 CAD 에 0.74801 12/11/2020	485,642	(1,931)	(0.00)
구입 GBP 판매 USD 에 0.76768 11/12/2020	370,485	(1,939)	(0.00)
구입 USD 판매 TWD 에 0.03448 12/11/2020	117,537	(1,952)	(0.00)
구입 NZD 판매 USD 에 1.50035 19/11/2020	318,125	(2,052)	(0.00)
구입 USD 판매 INR 에 0.01321 12/11/2020	114,959	(2,071)	(0.00)
구입 GBP 판매 USD 에 0.76351 12/11/2020	198,113	(2,151)	(0.00)
구입 AUD 판매 USD 에 1.41171 19/11/2020	310,403	(2,323)	(0.00)
구입 EUR 판매 USD 에 0.84431 11/12/2020	151,022	(2,333)	(0.00)
구입 EUR 판매 USD 에 0.84773 06/11/2020	192,931	(2,371)	(0.00)
구입 GBP 판매 USD 에 0.75998 11/12/2020	162,726	(2,475)	(0.00)
구입 USD 판매 ZAR 에 0.05660 12/11/2020	31,490	(2,517)	(0.00)
구입 EUR 판매 USD 에 0.84703 12/11/2020	200,218	(2,598)	(0.00)
구입 EUR 판매 USD 에 0.84240 12/11/2020	146,442	(2,691)	(0.00)
구입 EUR 판매 USD 에 0.84807 11/12/2020	244,288	(2,701)	(0.00)
구입 GBP 판매 USD 에 0.76516 12/11/2020	313,143	(2,730)	(0.00)
구입 GBP 판매 USD 에 0.77135 25/11/2020	4,766,944	(2,927)	(0.00)
구입 RUB 판매 USD 에 74.07100 12/11/2020	44,902	(3,048)	(0.00)
구입 GBP 판매 USD 에 0.77078 06/11/2020	2,142,917	(3,170)	(0.00)
구입 PEN 판매 USD 에 3.55600 12/11/2020	206,568	(3,314)	(0.00)
구입 NOK 판매 USD 에 8.97158 12/11/2020	56,838	(3,366)	(0.00)
구입 EUR 판매 USD 에 0.84316 12/11/2020	192,537	(3,367)	(0.00)
구입 SEK 판매 USD 에 8.67080 12/11/2020	141,713	(3,467)	(0.00)
구입 EUR 판매 USD 에 0.84282 12/11/2020	196,604	(3,516)	(0.00)
구입 RUB 판매 USD 에 75.01000 12/11/2020	67,355	(3,776)	(0.00)
구입 EUR 판매 USD 에 0.85609 06/11/2020	1,497,088	(3,810)	(0.00)
구입 CAD 판매 USD 에 1.31821 12/11/2020	408,724	(4,098)	(0.00)
구입 SEK 판매 USD 에 8.73935 19/11/2020	261,701	(4,365)	(0.00)
구입 USD 판매 JPY 에 0.00947 12/11/2020	467,456	(4,568)	(0.00)
구입 EUR 판매 USD 에 0.84104 11/12/2020	240,393	(4,631)	(0.00)
구입 RUB 판매 USD 에 73.67150 12/11/2020	67,591	(4,928)	(0.00)
구입 CAD 판매 USD 에 1.31637 12/11/2020	453,276	(5,173)	(0.00)
구입 AUD 판매 USD 에 1.40234 12/11/2020	372,007	(5,249)	(0.00)
구입 AUD 판매 USD 에 1.35490 12/11/2020	114,336	(5,426)	(0.00)
구입 EUR 판매 USD 에 0.83992 12/11/2020	258,926	(5,504)	(0.00)
구입 NZD 판매 USD 에 1.49108 12/11/2020	454,832	(5,729)	(0.00)
구입 SEK 판매 USD 에 8.76064 25/11/2020	445,253	(6,333)	(0.00)
구입 AUD 판매 USD 에 1.38999 12/11/2020	283,261	(6,456)	(0.00)
구입 EUR 판매 USD 에 0.85226 12/11/2020	973,891	(6,692)	(0.00)
구입 USD 판매 KRW 에 0.00084 12/11/2020	164,932	(6,925)	(0.00)
구입 AUD 판매 USD 에 1.42027 25/11/2020	5,116,629	(7,342)	(0.00)
구입 USD 판매 JPY 에 0.00941 12/11/2020	463,188	(7,388)	(0.00)
구입 NOK 판매 USD 에 9.33300 19/11/2020	364,556	(7,787)	(0.00)
구입 AUD 판매 USD 에 1.38572 12/11/2020	315,367	(8,134)	(0.00)

현재 투자종목 명세서서 2020년 10월 31일

	기본 노출 USD	미실현 이익 / (손실) USD	% 순자산
구입 NOK 판매 USD 에 8.97703 12/11/2020	142,579	(8,362)	(0.00)
구입 USD 판매 NZD 에 0.65760 25/11/2020	1,466,673	(10,210)	(0.00)
구입 AUD 판매 USD 에 1.38260 12/11/2020	368,956	(10,326)	(0.00)
구입 EUR 판매 USD 에 0.84334 19/11/2020	666,756	(11,417)	(0.01)
구입 EUR 판매 USD 에 0.84277 12/11/2020	646,473	(11,599)	(0.01)
구입 HUF 판매 USD 에 295.98500 12/11/2020	204,257	(12,235)	(0.01)
구입 CAD 판매 USD 에 1.31045 19/11/2020	783,320	(12,403)	(0.01)
구입 USD 판매 JPY 에 0.00950 19/11/2020	1,977,118	(14,384)	(0.01)
구입 NOK 판매 USD 에 8.99863 12/11/2020	286,821	(16,172)	(0.01)
구입 GBP 판매 USD 에 0.75898 12/11/2020	1,001,070	(16,745)	(0.01)
구입 SEK 판매 USD 에 8.69658 12/11/2020	812,242	(17,516)	(0.01)
구입 USD 판매 GBP 에 1.28423 06/11/2020	2,109,215	(18,304)	(0.01)
구입 NOK 판매 USD 에 9.28964 12/11/2020	1,252,268	(32,395)	(0.01)
		844,918	**0.37**

A 주식 (EUR) (EUR/USD 헤지)

구입 EUR 판매 USD 에 0.85287 24/11/2020	100,876,609	(595,275)	(0.26)
		(595,275)	**(0.26)**

A-ACC 주식 (EUR) (EUR/USD 헤지)

구입 USD 판매 EUR 에 1.18305 24/11/2020	394,902	5,916	0.00
구입 USD 판매 EUR 에 1.17963 24/11/2020	253,049	3,047	0.00
구입 EUR 판매 USD 에 0.85318 24/11/2020	6,458,178	(35,782)	(0.02)
		(26,819)	**(0.01)**

E-ACC 주식 (EUR) (EUR/USD 헤지)

구입 USD 판매 EUR 에 1.18536 24/11/2020	82,873	1,406	0.00
구입 EUR 판매 USD 에 0.85318 24/11/2020	1,360,437	(7,538)	(0.00)
		(6,132)	**(0.00)**

선물

	CCY	기본 노출	미실현 이익 / (손실) USD	% 순자산
S&P 500 Emini Index Future 18/12/2020	USD	(8,245,453)	173,166	0.08
Nikkei 225 Mini Index Future 10/12/2020	JPY	736,730,500	58,337	0.03
MSCI Emg Mkts Index Future 18/12/2020	USD	2,228,020	52,284	0.02
Euro-BTP Bond Future 08/12/2020	EUR	1,196,720	39,881	0.02
Emini S&P Index Future 18/12/2020	USD	(615,750)	39,190	0.02
FTSE 250 Index Future 18/12/2020	GBP	(1,324,065)	34,855	0.02
E-Mini Russ 1000 Index Future 18/12/2020	USD	(1,049,050)	32,181	0.01
Emini Energy Select Sector Index Future 18/12/2020	USD	(203,210)	24,485	0.01
Euro-OAT Bond Future 08/12/2020	EUR	1,360,880	24,131	0.01
XAP Construction Index Future 18/12/2020	USD	(311,800)	18,458	0.01
S&P Emini Com Service Index Future 18/12/2020	USD	(541,188)	11,029	0.00
XAF Financial Index Future 18/12/2020	USD	(362,563)	10,865	0.00
Euro Buxl 30 Year Bond Future 08/12/2020	EUR	(254,575)	9,813	0.00
Euro-Schatz Bond Future 08/12/2020	EUR	3,805,252	8,487	0.00
10 Year Mini JGB Bond Future 11/12/2020	JPY	652,826,000	6,818	0.00
호주 10 년 Bond Future 15/12/2020	AUD	1,385,875	5,582	0.00
CAC40 10 Euro Index Future 20/11/2020	EUR	(45,900)	4,341	0.00
XAI Emini Industries Index Future 18/12/2020	USD	(151,260)	4,016	0.00
Long Gilt Bond Future 29/12/2020	GBP	(609,048)	1,897	0.00
XAB Materials Index Future 18/12/2020	USD	(66,630)	1,748	0.00
XAU Utilities Index Future 18/12/2020	USD	(63,040)	1,248	0.00
SPI 200 Index Future 17/12/2020	AUD	(442,575)	1,053	0.00
MSCI Emg Mkt Index Future 18/12/2020	USD	4,448,520	913	0.00
US Treasury Note 2 Year Bond Future 31/12/2020	USD	7,682,392	593	0.00
IBEX 35 Index Future 20/11/2020	EUR	64,210	303	0.00
MSCI Eafe Index Future 18/12/2020	USD	20,929	(94)	(0.00)
Amsterdam Index Future 20/11/2020	EUR	106,500	(367)	(0.00)
Japan 10 Year Bond Future 14/12/2020	JPY	(96,292,441)	(394)	(0.00)
Topix Index Future 10/12/2020	JPY	15,905,000	(2,779)	(0.00)
Canadian 10 Year Bond Future 18/12/2020	CAD	5,923,148	(7,649)	(0.00)
XAY Construction Discret Index Future 18/12/2020	USD	143,760	(10,553)	(0.00)
US Treasury Note 5 Year Bond Future 31/12/2020	USD	5,181,377	(10,712)	(0.00)
Euro-Bobl Bond Future 08/12/2020	EUR	(1,445,847)	(11,273)	(0.00)
S&P TSX 60 Index Future 17/12/2020	CAD	367,560	(11,350)	(0.01)
US Long Bond Future 21/12/2020	USD	615,280	(16,415)	(0.01)
Emini Tech. Select Sector Index Future 18/12/2020	USD	887,920	(27,470)	(0.01)
미국 10 년 Ultra Bond Future 21/12/2020	USD	2,327,994	(30,444)	(0.01)
US Treasury Note 10 Year Bond Future 21/12/2020	USD	7,124,833	(32,349)	(0.01)
E-Mini Russ 1000 Index Future 18/12/2020	USD	1,083,665	(36,444)	(0.02)
E-Mini Russ 2000 Index Future 18/12/2020	USD	(1,351,742)	(40,149)	(0.02)
XAV Healthcare Index Future 18/12/2020	USD	1,020,900	(45,115)	(0.02)
US Ultra Bond Future 21/12/2020	USD	2,036,143	(52,764)	(0.02)
Euro-Bund Bond Future 08/12/2020	EUR	(5,665,336)	(77,004)	(0.03)
MSCI Pacific Index Future 18/12/2020	USD	5,183,642	(141,096)	(0.06)
FTSE 100 Index Future 18/12/2020	GBP	2,665,169	(229,888)	(0.10)
Euro Stoxx 50 Index Future 18/12/2020	EUR	1,914,900	(269,411)	(0.12)
			(488,046)	**(0.22)**

금리 스왑

	CCY	기본 노출	미실현 이익 / (손실) USD	% 순자산
Receive fixed 1.0872% pay float. (6m AUD BB) 27/03/2030	AUD	875,971	20,596	0.01
Receive fixed 0.4123% pay float. (6m CHF LIBOR) 04/06/2028	CHF	166,061	12,639	0.01
Receive fixed 0.2985% pay float. (6m CHF LIBOR) 31/07/2027	CHF	196,367	12,284	0.01
Receive fixed 0.9117% pay float. (6m AUD BB) 01/05/2030	AUD	635,182	7,409	0.00
Receive fixed 0.5323% pay float. (6m CHF LIBOR) 12/11/2028	CHF	72,652	6,484	0.00
Receive fixed 0.1818% pay float. (6m CHF LIBOR) 04/09/2027	CHF	79,917	4,321	0.00
Receive fixed 0.8077% pay float. (6m AUD BB) 17/07/2030	AUD	1,035,804	3,773	0.00
Receive fixed 0.4098% pay float. (6m CHF LIBOR) 04/04/2028	CHF	45,667	3,428	0.00
Receive fixed 0.3598% pay float. (3m STIBOR) 26/05/2030	SEK	1,666,835	1,556	0.00
Pay fixed -0.008% receive float. (6m JPY LIBOR) 26/05/2030	JPY	16,759,682	836	0.00
Pay fixed 0.5103% receive float. (3m NZ) 13/10/2030	NZD	637,258	224	0.00
Receive fixed -0.34% pay float. (6m CHF LIBOR) 10/08/2030	CHF	18,682	66	0.00
Receive fixed 0.2778% pay float. (3m STIBOR) 10/08/2030	SEK	325,894	(20)	(0.00)
Receive fixed 0.7477% pay float. (6m AUD BB) 07/08/2030	AUD	87,182	(66)	(0.00)
Receive fixed 0.7487% pay float. (6m AUD BB) 06/10/2030	AUD	336,273	(547)	(0.00)
Pay fixed 0.061% receive float. (6m JPY LIBOR) 25/03/2030	JPY	39,609,643	(695)	(0.00)
Pay fixed -0.2458% receive float. (6m EURIBOR) 10/08/2030	EUR	174,364	(729)	(0.00)
Pay fixed 1.2025% receive float. (3m NZ) 19/08/2029	NZD	20,758	(940)	(0.00)
Pay fixed 0.0952% receive float. (6m JPY LIBOR) 16/12/2029	JPY	22,057,021	(1,145)	(0.00)
Receive fixed 2.295% pay float. (7d China) 08/06/2025	CNY	650,699	(1,206)	(0.00)
Pay fixed -0.2058% receive float. (6m EURIBOR) 09/03/2030	EUR	118,318	(1,278)	(0.00)
Pay fixed 0.6443% receive float. (3m NZ) 10/08/2030	NZD	161,909	(1,480)	(0.00)
Receive fixed 0.2253% pay float. (3m STIBOR) 16/03/2030	SEK	4,330,034	(1,703)	(0.00)
Receive fixed 0.0085% pay float. (6m JPY LIBOR) 24/06/2029	JPY	71,287,809	(2,012)	(0.00)
Pay fixed 0.1553% receive float. (6m CHF LIBOR) 11/06/2029	CHF	76,803	(2,014)	(0.00)
Receive fixed 0.9348% pay float. (3m CDOR) 06/08/2030	CAD	157,758	(2,116)	(0.00)
Pay fixed 2.415% receive float. (3m NZ) 12/02/2029	NZD	24,909	(2,792)	(0.00)
Receive fixed 0.0427% pay float. (6m JPY LIBOR) 13/08/2029	JPY	51,125,957	(3,080)	(0.00)
Receive fixed 2.3% pay float. (7d China) 09/06/2025	CNY	1,770,257	(3,233)	(0.00)
Pay fixed -0.1898% receive float. (6m EURIBOR) 20/07/2030	EUR	321,743	(3,510)	(0.00)
Pay fixed 0.1202% receive float. (6m JPY LIBOR) 08/01/2030	JPY	48,226,121	(3,521)	(0.00)
Pay fixed -0.1298% receive float. (6m EURIBOR) 25/05/2030	EUR	217,955	(4,037)	(0.00)
Pay fixed 1.3628% receive float. (3m NZ) 21/10/2029	NZD	89,258	(4,905)	(0.00)
Receive fixed 0.078% pay float. (6m JPY LIBOR) 27/08/2029	JPY	70,943,233	(6,443)	(0.00)
Pay fixed 1.193% receive float. (3m NZ) 14/10/2029	NZD	178,515	(7,991)	(0.00)
Pay fixed -0.0298% receive float. (6m EURIBOR) 06/04/2030	EUR	311,364	(9,448)	(0.00)
Pay fixed 0.1047% receive float. (6m EURIBOR) 24/03/2030	EUR	280,228	(12,762)	(0.01)
Pay fixed 0.7323% receive float. (3m NZ) 20/07/2030	NZD	934,092	(14,083)	(0.01)
Pay fixed -0.1578% receive float. (6m EURIBOR) 18/05/2030	EUR	994,289	(15,390)	(0.01)
Pay fixed 0.0857% receive float. (6m EURIBOR) 08/07/2029	EUR	373,637	(16,132)	(0.01)
Pay fixed 0.0317% receive float. (6m EURIBOR) 05/08/2029	EUR	514,788	(19,416)	(0.01)
Pay fixed -0.0133% receive float. (6m EURIBOR) 27/04/2030	EUR	714,061	(22,988)	(0.01)
Pay fixed 0.5237% receive float. (6m EURIBOR) 06/05/2029	EUR	267,981	(23,583)	(0.01)
Receive fixed 0.97% pay float. (3m CDOR) 16/07/2030	CAD	2,304,093	(24,436)	(0.01)
Pay fixed 3.241% receive float. (3m NZ) 11/06/2028	NZD	240,788	(35,607)	(0.02)
Pay fixed 0.2982% receive float. (6m EURIBOR) 10/06/2029	EUR	749,349	(48,712)	(0.02)
Pay fixed 2.9% receive float. (3m New Zealand) 08/10/2028	NZD	448,364	(60,398)	(0.03)
Pay fixed 2.36% receive float. (3m New Zealand) 18/03/2029	NZD	562,531	(61,793)	(0.03)
			(346,595)	**(0.15)**

옵션

	CCY	Contracts	시가(USD)	% 순자산
글 전화 Relx 21.6 20/11/2020	EUR	(1,206)	0	0.00
글 전화 KDDI 3550 13/11/2020	JPY	(723)	0	0.00
글 전화 Enel 8.8 20/11/2020	EUR	(2,170)	0	0.00
글 전화 Astellas Pharmaceutical 1850 13/11/2020	JPY	(904)	0	0.00
글 전화 Astellas Pharmaceutical 1800 13/11/2020	JPY	(904)	0	0.00
글 전화 Zurich Insurance 375 20/11/2020	CHF	(1)	(1)	(0.00)
글 전화 Munich Reins Reg 265 20/11/2020	EUR	(1)	(1)	(0.00)
글 전화 Munich Reins Reg 260 20/11/2020	EUR	(1)	(1)	(0.00)
글 전화 Iberdrola 12 20/11/2020	EUR	(2,351)	(1)	(0.00)
글 전화 Zurich Insurance 380 18/12/2020	CHF	(1)	(2)	(0.00)
글 전화 Roche Hldgs Genussc 355 20/11/2020	CHF	(1)	(2)	(0.00)
글 전화 Oracle 65 20/11/2020	USD	0	(2)	(0.00)
글 전화 Johnson & 160 20/11/2020	USD	0	(2)	(0.00)
글 전화 Allianz 205 20/11/2020	EUR	(2)	(2)	(0.00)
글 전화 Oracle 70 20/11/2020	USD	(2)	(3)	(0.00)
글 전화 Johnson & 165 20/11/2020	USD	(1)	(3)	(0.00)
글 전화 CME Group 185 20/11/2020	USD	0	(3)	(0.00)
글 전화 Zurich Insurance 375 18/12/2020	CHF	(1)	(4)	(0.00)
글 전화 Sanofi 96 20/11/2020	EUR	(3)	(4)	(0.00)
글 전화 Cisco Systems 49 20/11/2020	USD	(3)	(4)	(0.00)

현재 투자종목 명세서서 2020년 10월 31일

	CCY	Contracts	시가(USD)	% 순자산
글 전화 Texas Instruments 165 20/11/2020	USD	0	(5)	(0.00)
글 전화 Roche Hldgs Genussc 370 18/12/2020	CHF	(1)	(5)	(0.00)
글 전화 Cisco Systems 48 18/12/2020	USD	(1)	(5)	(0.00)
글 전화 Texas Instruments 175 15/01/2021	USD	0	(6)	(0.00)
글 전화 Cisco Systems 48 15/01/2021	USD	(1)	(6)	(0.00)
글 전화 Unilever Ord 5000 20/11/2020	GBP	0	(7)	(0.00)
글 전화 Glaxosmithkline 1700 18/12/2020	GBP	(1)	(7)	(0.00)
글 전화 Glaxosmithkline 1675 18/12/2020	GBP	(1)	(7)	(0.00)
글 전화 Endesa 26 18/12/2020	EUR	(591)	(7)	(0.00)
글 전화 Texas Instruments 180 15/01/2021	USD	0	(8)	(0.00)
글 전화 Munich Reins Reg 270 18/12/2020	EUR	(1)	(8)	(0.00)
글 전화 Intel 65 20/11/2020	USD	(4)	(8)	(0.00)
글 전화 Cisco Systems 48 20/11/2020	USD	(3)	(8)	(0.00)
글 전화 Zurich Insurance 370 20/11/2020	CHF	(1)	(9)	(0.00)
글 전화 Oracle 75 18/12/2020	USD	(1)	(9)	(0.00)
글 전화 Deutsche Boerse 174 20/11/2020	EUR	(1)	(10)	(0.00)
글 전화 Sanofi 98 18/12/2020	EUR	(1)	(11)	(0.00)
글 전화 Sanofi 95 18/12/2020	EUR	(1)	(11)	(0.00)
글 전화 Intel 62.5 15/01/2021	USD	(2)	(11)	(0.00)
글 전화 Deutsche Boerse 166 18/12/2020	EUR	(1)	(11)	(0.00)
글 전화 Deutsche Boerse 166 15/01/2021	EUR	(1)	(11)	(0.00)
글 전화 Deutsche Boerse 164 18/12/2020	EUR	(1)	(11)	(0.00)
글 전화 Allianz 205 18/12/2020	EUR	(1)	(11)	(0.00)
글 전화 Oracle 70 18/12/2020	USD	(1)	(12)	(0.00)
글 전화 Deutsche Boerse 170 18/12/2020	EUR	(1)	(12)	(0.00)
글 전화 Roche Hldgs Genussc 340 20/11/2020	CHF	(1)	(13)	(0.00)
글 전화 Novartis Regd 88 15/01/2021	CHF	(248)	(13)	(0.00)
글 전화 Kla-Tencorp 240 20/11/2020	USD	0	(14)	(0.00)
글 전화 Kimberly Clark 165 18/12/2020	USD	(1)	(14)	(0.00)
글 전화 Iberdrola 11.5 20/11/2020	EUR	(2,351)	(14)	(0.00)
글 전화 Endesa 25 20/11/2020	EUR	(591)	(14)	(0.00)
글 전화 Blackrock 720 18/12/2020	USD	0	(14)	(0.00)
글 전화 Sanofi 96 18/12/2020	EUR	(1)	(15)	(0.00)
글 전화 Progressive-Ohio 105 20/11/2020	USD	(1)	(15)	(0.00)
글 전화 Glaxosmithkline 1650 20/11/2020	GBP	(1)	(15)	(0.00)
글 전화 Progressive-Ohio 110 15/01/2021	USD	0	(16)	(0.00)
글 전화 Novartis Regd 88 18/12/2020	CHF	(222)	(16)	(0.00)
글 전화 Kla-Tencor 270 15/01/2021	USD	0	(16)	(0.00)
글 전화 Texas Instruments 165 18/12/2020	USD	0	(18)	(0.00)
글 전화 Kimberly Clark 165 15/01/2021	USD	(1)	(19)	(0.00)
글 전화 Kimberly Clark 160 18/12/2020	USD	(1)	(19)	(0.00)
글 전화 Procter & Gamble 160 15/01/2021	USD	0	(20)	(0.00)
글 전화 Intel 60 20/11/2020	USD	(7)	(20)	(0.00)
글 전화 Blackrock 710 18/12/2020	USD	0	(20)	(0.00)
글 전화 Tesco 240 18/12/2020	GBP	(6,450)	(21)	(0.00)
글 전화 Deutsche Boerse 176 20/11/2020	EUR	(3)	(21)	(0.00)
글 전화 Verizon Commun (US) 65 15/01/2021	USD	(2)	(22)	(0.00)
글 전화 Sandvik 205 18/12/2020	SEK	(8)	(22)	(0.00)
글 전화 RSA Insurance Group 500 18/12/2020	GBP	(3)	(22)	(0.00)
글 전화 Johnson & 160 15/01/2021	USD	0	(22)	(0.00)
글 전화 Verizon Commun ((US)0 62.5 20/11/2020	USD	(3)	(24)	(0.00)
글 전화 Sandvik 200 18/12/2020	SEK	(8)	(24)	(0.00)
글 전화 Unilever Ord 5200 18/12/2020	GBP	0	(25)	(0.00)
글 전화 Relx 22 18/12/2020	EUR	(1,206)	(28)	(0.00)
글 전화 Johnson & 160 18/12/2020	USD	(1)	(30)	(0.00)
글 전화 CME Group 200 18/12/2020	USD	(1)	(30)	(0.00)
글 전화 Sandvik 200 15/01/2021	SEK	(8)	(32)	(0.00)
글 전화 Kla-Tencorp 240 18/12/2020	USD	0	(32)	(0.00)
글 전화 Kimberly Clark 170 15/01/2021	USD	(2)	(32)	(0.00)
글 전화 Pfizer 44 20/11/2020	USD	(7)	(34)	(0.00)
글 전화 Endesa 26 15/01/2021	EUR	(591)	(34)	(0.00)
글 전화 Kla-Tencorp 240 15/01/2021	USD	0	(36)	(0.00)
글 전화 Allianz 184 15/01/2021	EUR	(1)	(36)	(0.00)
글 전화 Kla-Tencorp 260 15/01/2021	USD	0	(37)	(0.00)
글 전화 Unilever Ord 5100 18/12/2020	GBP	0	(38)	(0.00)
글 전화 Sandvik 195 20/11/2020	SEK	(17)	(39)	(0.00)
글 전화 Progressive-Ohio 105 15/01/2021	USD	(1)	(39)	(0.00)
글 전화 Sandvik 195 15/01/2021	SEK	(8)	(40)	(0.00)
글 전화 Novartis Regd 85 20/11/2020	CHF	(222)	(40)	(0.00)
글 전화 Taiwan Semi. Manu. 480 18/11/2020	TWD	(1,808)	(42)	(0.00)
글 전화 Oracle 62.5 20/11/2020	USD	(2)	(42)	(0.00)
글 전화 Zurich Insurance360 15/01/2021	CHF	(1)	(43)	(0.00)
글 전화 Kla-Tencorp 260 18/12/2020	USD	(1)	(43)	(0.00)
글 전화 Novartis Regd 85 20/11/2020	CHF	(244)	(44)	(0.00)
글 전화 Johnson & 155 15/01/2021	USD	0	(45)	(0.00)
글 전화 Texas Instruments 170 18/12/2020	USD	(1)	(46)	(0.00)
글 전화 Pfizer 44 18/12/2020	USD	(2)	(46)	(0.00)
글 전화 Intel 65 15/01/2021	USD	(8)	(46)	(0.00)
글 전화 Texas Instruments 160 20/11/2020	USD	(1)	(47)	(0.00)
글 전화 Pfizer 43 20/11/2020	USD	(6)	(47)	(0.00)
글 전화 Allianz 190 15/01/2021	EUR	(1)	(50)	(0.00)
글 전화 Kimberly Clark 160 20/11/2020	USD	(4)	(51)	(0.00)
글 전화 Pfizer 45 18/12/2020	USD	(3)	(52)	(0.00)
글 전화 Sanofi 92 15/01/2021	EUR	(1)	(53)	(0.00)
글 전화 Ferrovial 26 20/11/2020	EUR	(603)	(53)	(0.00)
글 전화 Ferrovial 25 18/12/2020	EUR	(603)	(53)	(0.00)
글 전화 Intel 60 18/12/2020	USD	(11)	(54)	(0.00)
글 전화 Iberdrola 11.5 18/12/2020	EUR	(2,351)	(55)	(0.00)
글 전화 Blackrock 700 18/12/2020	USD	0	(58)	(0.00)
글 전화 Sanofi 95 15/01/2021	EUR	(3)	(59)	(0.00)
글 전화 Kla-Tencorp 250 18/12/2020	USD	(1)	(60)	(0.00)
글 전화 Enel 8.4 18/12/2020	EUR	(2,170)	(60)	(0.00)
글 전화 Akzo Nobel 92 20/11/2020	EUR	(2)	(65)	(0.00)
글 전화 Roche Hldgs Genussc 350 15/01/2021	CHF	(1)	(67)	(0.00)
글 전화 Akzo Nobel 90 20/11/2020	EUR	(1)	(70)	(0.00)
글 전화 Pfizer 45 15/01/2021	USD	(3)	(72)	(0.00)
글 전화 Blackrock 700 15/01/2021	USD	0	(75)	(0.00)
글 전화 Procter & Gamble 145 18/12/2020	USD	0	(76)	(0.00)
글 전화 Procter & Gamble 145 20/11/2020	USD	(1)	(77)	(0.00)
글 전화 Kla-Tencorp 230 20/11/2020	USD	(1)	(79)	(0.00)
글 전화 Akzo Nobel 96 18/12/2020	EUR	(2)	(80)	(0.00)
글 전화 Procter & Gamble 150 20/11/2020	USD	(3)	(84)	(0.00)
글 전화 Iberdrola 11.75 15/01/2021	EUR	(2,351)	(90)	(0.00)
글 전화 Kla-Tencorp 220 20/11/2020	USD	(1)	(91)	(0.00)
글 전화 Zurich Insurance 345 15/01/2021	CHF	0	(97)	(0.00)
글 전화 Wolters Kluwer 78 18/12/2020	EUR	(4)	(99)	(0.00)
글 전화 Roche Hldgs Genussc 345 20/11/2020	CHF	(1)	(100)	(0.00)
글 전화 Unilever Ord 5200 15/01/2021	GBP	(1)	(102)	(0.00)
글 전화 Iberdrola 11 18/12/2020	EUR	(2,351)	(110)	(0.00)
글 전화 Blackrock 720 15/01/2021	USD	0	(112)	(0.00)
글 전화 Akzo Nobel 94 18/12/2020	EUR	(2)	(112)	(0.00)
글 전화 Akzo Nobel 102 15/01/2021	EUR	(3)	(112)	(0.00)
글 전화 Verizon Commun (US) 60 18/12/2020	USD	(2)	(117)	(0.00)
글 전화 Unilever Ord 4900 20/11/2020	GBP	(1)	(119)	(0.00)
글 전화 Taiwan Semi. Manu. 465 18/11/2020	TWD	(1,808)	(120)	(0.00)
글 전화 Munich Reins Reg 240 15/01/2021	EUR	(1)	(121)	(0.00)
글 전화 Colgate-Palmolive 85 18/12/2020	USD	(2)	(121)	(0.00)
글 전화 Enel 8.6 20/11/2020	EUR	(2,170)	(127)	(0.00)
글 전화 Enel 8.2 18/12/2020	EUR	(2,170)	(127)	(0.00)
글 전화 Enel 8.2 15/01/2021	EUR	(2,170)	(127)	(0.00)
글 전화 Unilever Ord 5000 18/12/2020	GBP	(1)	(137)	(0.00)
글 전화 Allianz 190 18/12/2020	EUR	(1)	(137)	(0.00)
글 전화 Taiwan Semi. Manu. 500 16/12/2020	TWD	(2,411)	(138)	(0.00)
글 전화 Iberdrola 11.5 15/01/2021	EUR	(2,351)	(138)	(0.00)
글 전화 Enel 8.2 15/01/2021	EUR	(2,170)	(138)	(0.00)
글 전화 National Grid 960 18/12/2020	GBP	(1)	(139)	(0.00)
글 전화 Blackrock 660 15/01/2021	USD	0	(140)	(0.00)
글 전화 Schneider Electric (FR) 116 20/11/2020	EUR	(4)	(141)	(0.00)
글 전화 Wolters Kluwer 76 15/01/2021	EUR	(2)	(144)	(0.00)
글 전화 Colgate-Palmolive 82.5 20/11/2020	USD	(2)	(144)	(0.00)
글 전화 Roche Hldgs Genussc 380 18/12/2020	CHF	(1)	(146)	(0.00)
글 전화 Kla-Tencorp 250 15/01/2021	USD	(1)	(150)	(0.00)
글 전화 RSA Insurance Group 480 20/11/2020	GBP	(3)	(162)	(0.00)
글 전화 RSA Insurance Group 480 15/01/2021	GBP	(3)	(166)	(0.00)
글 전화 Pfizer 43 15/01/2021	USD	(4)	(168)	(0.00)
글 전화 Colgate-Palmolive 85 15/01/2021	USD	(1)	(169)	(0.00)
글 전화 Endesa 25 18/12/2020	EUR	(591)	(174)	(0.00)
글 전화 Schneider Electric (FR) 112 20/11/2020	EUR	(2)	(177)	(0.00)
글 전화 Pfizer 43 18/12/2020	USD	(8)	(182)	(0.00)
글 전화 Wolters Kluwer 74 20/11/2020	EUR	(7)	(188)	(0.00)
글 전화 Wolters Kluwer 78 15/01/2021	EUR	(5)	(193)	(0.00)
글 전화 Endesa 25 15/01/2021	EUR	(591)	(198)	(0.00)
글 전화 Schneider Electric (FR) 120 18/12/2020	EUR	(3)	(200)	(0.00)
글 전화 Wolters Kluwer 75 18/12/2020	EUR	(4)	(207)	(0.00)
글 전화 Tesco 240 20/11/2020	GBP	(6,450)	(209)	(0.00)
글 전화 Novartis Regd 90 18/12/2020	CHF	(242)	(213)	(0.00)
글 전화 Blackrock 620 20/11/2020	USD	0	(234)	(0.00)
글 전화 National Grid 960 20/11/2020	GBP	(2)	(244)	(0.00)
글 전화 National Grid 950 20/11/2020	GBP	(1)	(253)	(0.00)
글 전화 Munich Reins Reg 280 18/12/2020	EUR	(1)	(255)	(0.00)
글 전화 Taiwan Semi. Manu. 510 20/01/2021	TWD	(2,411)	(257)	(0.00)
글 전화 Colgate-Palmolive 80 20/11/2020	USD	(1)	(258)	(0.00)
글 전화 Blackrock 680 15/01/2021	USD	0	(260)	(0.00)
글 전화 National Grid 950 18/12/2020	GBP	(1)	(289)	(0.00)
글 전화 Tesco 240 15/01/2021	GBP	(6,450)	(292)	(0.00)
글 전화 Pfizer 44 15/01/2021	USD	(9)	(301)	(0.00)
글 전화 Schneider Electric (FR) 115 18/12/2020	EUR	(2)	(313)	(0.00)
글 전화 Taiwan Semi. Manu. 480 16/12/2020	TWD	(2,435)	(314)	(0.00)
글 전화 Procter & Gamble 155 15/01/2021	USD	(3)	(329)	(0.00)
글 전화 Colgate-Palmolive 82.5 15/01/2021	USD	(2)	(331)	(0.00)
글 전화 Taiwan Semi. Manu. 500 20/01/2021	TWD	(2,411)	(345)	(0.00)
글 전화 Blackrock 640 15/01/2021	USD	0	(371)	(0.00)
글 전화 National Grid 1000 15/01/2021	GBP	(4)	(387)	(0.00)
글 전화 Blackrock 610 20/11/2020	USD	0	(392)	(0.00)
글 전화 Procter & Gamble 150 18/12/2020	USD	(4)	(410)	(0.00)
글 전화 National Grid 920 18/12/2020	GBP	(1)	(515)	(0.00)
글 전화 Roche Hldgs Genussc 360 18/12/2020	CHF	(1)	(576)	(0.00)
글 전화 Schneider Electric (FR) 120 15/01/2021	EUR	(5)	(645)	(0.00)

현재 투자종목 명세서서 2020년 10월 31일

	CCY	Contracts	시가(USD)	% 순자산
글 전화 Blackrock 600 20/11/2020	USD	(1)	(1,019)	(0.00)
			(18,116)	(0.01)

총 수익 스왑

				% 순자산
Receive iBoxx USD Liq. LL pay 3m USD LIBOR 20/12/2020	USD	537,990	10,952	0.00
			10,952	0.00

하룻밤 지수 스왑

	CCY	기본 노출	미실현 이익 / (손실) USD	% 순자산
Receive fixed 0.1098% pay float. (1d SONIA) 17/09/2030	GBP	1,048,259	(10,637)	(0.00)
			(10,637)	(0.00)

기타 자산 및 부채	56,743,502	25.08
순자산	226,268,364	100.00

지역별 배분

국가	국가 코드	% 순자산
미국	US	22.56
영국	GB	11.85
아일랜드	IE	10.06
독일	DE	3.62
일본	JP	3.06
룩셈부르크	LU	2.82
프랑스	FR	2.40
네덜란드	NL	2.03
이탈리아	IT	1.56
케이맨 제도	KY	1.04
호주	AU	1.02
멕시코	MX	0.90
스위스	CH	0.68
스페인	ES	0.64
한국	KR	0.63
벨기에	BE	0.62
캐나다	CA	0.61
홍콩	HK	0.56
스웨덴	SE	0.55
버진 아일랜드 (영국령)	VG	0.53
인도	IN	0.46
싱가포르	SG	0.46
덴마크	DK	0.45
중국	CN	0.40
초 국가	SU	0.38
터키	TR	0.31
핀란드	FI	0.25
우크라이나	UA	0.25
오스트리아	AT	0.25
대만	TW	0.22
남아프리카 공화국	ZA	0.21
인도네시아	ID	0.21
Oman	OM	0.20
버뮤다	BM	0.17
에콰도르	EC	0.16
가나	GH	0.15
아랍 에미리트	AE	0.13
나이지리아	NG	0.13
도미니카 공화국	DO	0.12
루마니아	RO	0.12
아르헨티나	AR	0.11
스리랑카	LK	0.11
러시아	RU	0.11
콜롬비아	CO	0.11
브라질	BR	0.11
노르웨이	NO	0.10
파나마	PA	0.10
이라크	IQ	0.10
케냐	KE	0.09
Angola	AO	0.08
이스라엘	IL	0.08
에티오피아	ET	0.08
칠레	CL	0.08

지역별 배분

국가	국가 코드	% 순자산
마샬 군도	MH	0.07
포르투갈	PT	0.07
태국	TH	0.07
이집트	EG	0.07
볼리비아	BO	0.06
카타르	QA	0.06
그루지야	GE	0.06
파키스탄	PK	0.05
잠비아	ZM	0.05
엘살바도르	SV	0.05
바레인	BH	0.05
아제르바이잔	AZ	0.05
레바논	LB	0.05
페루	PE	0.05
코스타리카	CR	0.04
체코	CZ	0.04
말레이시아	MY	0.04
모리셔스	MU	0.03
Tunisia	TN	0.02
세르비아	RS	0.02
가봉	GA	0.02
몽골리아	MN	0.02
Honduras	HN	0.02
벨라루스	BY	0.01
필리핀	PH	0.01
트리니다드 토바고	TT	0.01
뉴질랜드	NZ	0.01
Uzbekistan	UZ	0.01
Surinam	SR	0.01
카자흐스탄	KZ	0.01
베트남	VN	0.01
베네수엘라	VE	0.01
Saudi Arabia	SA	0.01
Armenia	AM	0.00
요르단	JO	0.00
현금 및 기타 순자산		24.80

현재 투자종목 명세서서 2020년 10월 31일

공인된 주식 또는 공식 증권거래소에서 거래됨

에너지

	국가 코드	CCY	주식 또는 명목	시가(USD)	% 순자산
Petroleos Mexicanos 6.95% 28/01/2060	MX	USD	206,414	161,679	0.35
Thaioil Treasury Centre 3.75% 18/06/2050 Reg S	TH	USD	72,903	67,451	0.15
Indika Energy Capital 8.25% 22/10/2025 Reg S	SG	USD	61,850	61,830	0.13
Petroleos Mexicanos 7.19% 12/09/2024 Reg S	MX	MXN	1,427,583	58,583	0.13
Periama Holdings 5.95% 19/04/2026	US	USD	41,056	41,158	0.09
Mongolian Mining 9.25% 15/04/2024 Reg S	SU	USD	44,532	36,286	0.08
Medco Bell Pte 6.375% 30/01/2027 Reg S	SG	USD	40,165	35,566	0.08
Pertamina Persero 4.15% 25/02/2060 Reg S	ID	USD	33,059	32,969	0.07
Petroleos Mexicanos 6.50% 13/03/2027	MX	USD	34,241	31,771	0.07
Medco Oak Tree Pte 7.375% 14/05/2026 Reg S	SG	USD	31,077	30,214	0.07
Petrobras Global 6.75% 03/06/2050	NL	USD	22,437	24,650	0.05
Anton Oilfield Services Group 7.50% 02/12/2022	KY	USD	38,212	22,564	0.05
Ecopetrol 6.875% 29/04/2030	CO	USD	16,878	20,315	0.04
Thaioil Treasury 2.50% 18/06/2030 Reg S	TH	USD	18,009	17,459	0.04
Thaioil Treasury Center 3.50% 17/10/2049 Reg S	TH	USD	17,384	15,474	0.03
Thaioil Treasury Centre 4.875% 23/01/2043 Reg S	TH	USD	13,330	14,698	0.03
PTTEP Treasury Center 3.903% 06/12/2059 Reg S	TH	USD	12,502	13,405	0.03
Oil and Gas Holding 8.375% 07/11/2028 Reg S	BH	USD	10,511	11,578	0.03
AI Candelaria (Spain) 7.50% 15/12/2028 Reg S	ES	USD	10,422	11,287	0.02
Petroleos Mexicanos 7.69% 23/01/2050	MX	USD	13,530	11,249	0.02
Southern Gas Corridor 6.875% 24/03/2026 Reg S	AZ	USD	9,493	10,845	0.02
CNPC Global Capital 2.00% 23/06/2030 Reg S	VG	USD	9,005	8,938	0.02
Ecopetrol 5.875% 28/05/2045	CO	USD	7,426	8,063	0.02
Honghua Group 6.375% 01/08/2022	KY	USD	7,998	7,957	0.02
Petroleos Mexicanos 6.75% 21/09/2047	MX	USD	9,419	7,362	0.02
Kosmos Energy 7.125% 04/04/2026 Reg S	US	USD	8,158	6,796	0.01
Petroleos Mexicanos 5.95% 28/01/2031	MX	USD	7,145	5,998	0.01
Petrobras Global 5.60% 03/01/2031	NL	USD	5,100	5,509	0.01
GS Caltex 1.625% 27/07/2025 Reg S	KR	USD	5,340	5,349	0.01
PTTEP Treasury 2.587% 10/06/2027 Reg S	TH	USD	5,053	5,215	0.01
Petroleos Mexicanos 6.50% 23/01/2029	MX	USD	5,626	5,032	0.01
Pertamina Persero 4.70% 30/07/2049 Reg S	ID	USD	4,022	4,365	0.01
Petroleos Mexicanos 6.35% 12/02/2048	MX	USD	5,626	4,311	0.01
KazMunayGas 6.375% 24/10/2048 Reg S	KZ	USD	2,532	3,377	0.01
Petrobras Global Finance 6.85% 05/06/2115	NL	USD	2,813	3,031	0.01
Peru LNG Srl 5.375% 22/03/2030 Reg S	PE	USD	3,906	3,002	0.01
Ecopetrol 4.125% 16/01/2025	CO	USD	2,785	2,914	0.01
Petronas Capital 4.80% 21/04/2060 Reg S	MY	USD	2,053	2,814	0.01
Petroleos Mexicanos 2.75% 21/04/2027 EMTN	MX	EUR	2,264	2,152	0.00
Oil India 5.125% 04/02/2029	IN	USD	1,919	2,075	0.00
Puma Int'l Fin. 5.125% 06/10/2024 Reg S	LU	USD	2,272	1,932	0.00
Ecopetrol 5.375% 26/06/2026	CO	USD	1,660	1,830	0.00
Ecopetrol 7.375% 18/09/2043	CO	USD	1,322	1,659	0.00
Petroleos Mexicanos 4.875% 18/01/2024	MX	USD	1,651	1,623	0.00
Tupras Turkiye Petrol 4.50% 18/10/2024 Reg S	TR	USD	1,688	1,550	0.00
Puma Int'l Fin. 5.00% 24/01/2026 Reg S	LU	USD	1,791	1,484	0.00
HPCL-Mittal Energy 5.25% 28/04/2027	IN	USD	1,308	1,333	0.00
ABM Investama 7.125% 01/08/2022 Reg S	ID	USD	1,532	1,000	0.00
Petronas Capital 4.55% 21/04/2050 Reg S	MY	USD	774	973	0.00
Petroleos Mexicanos 7.47% 12/11/2026	MX	MXN	8,047	298	0.00
ONGC Vidsh Vnk 3.75% 27/07/2026 Reg S	SG	USD	281	295	0.00
Pertamina Persero 4.30% 20/05/2023 Reg S	ID	USD	141	151	0.00
PTTEP Canada Int'l Finance 6.35% 12/06/2042 Reg S	CA	USD	100	140	0.00
CNOOC Finance 2012 5.00% 02/05/2042 Reg S	VG	USD	100	133	0.00
				839,692	**1.83**

유틸리티

	국가 코드	CCY	주식 또는 명목	시가(USD)	% 순자산
SMC Global Power Holdings 7.00% VRN(Perpetual)	PH	USD	300,000	301,275	0.66
Star Energy Geothermal 6.75% 24/04/2033 Reg S	VG	USD	239,807	265,017	0.58
Mong Duong Fin. Holdings 5.125% 07/05/2029 Reg S	NL	USD	256,177	261,413	0.57
Star Energy Geothermal 4.85% 14/10/2038 Reg S	BM	USD	248,313	255,535	0.56
ReNew Power 5.875% 05/03/2027 Reg S	IN	USD	235,057	241,379	0.52
Neerg Energy 6.00% 13/02/2022 Reg S	MU	USD	204,248	207,817	0.45
SMC Global Power Holdings 6.50% VRN (Perpetual)	PH	USD	200,000	199,001	0.43
Perusahaan Listrik Negara 4.375% 05/02/2050 Reg S	ID	USD	46,759	48,629	0.11
Perusahaan Listrik Negara 4.00% 30/06/2050 Reg S	ID	USD	35,011	34,696	0.08
SMC Global Power Holdings 5.95% VRN (Perpetual)	PH	USD	32,658	31,590	0.07
Perusahaan Listrik Negara 4.875% 17/07/2049 Reg S	ID	USD	17,061	18,883	0.04
GCL New Energy Holdings 7.10% 30/01/2021	BM	USD	34,174	16,574	0.04
ENN Energy 2.625% 17/09/2030 Reg S	KY	USD	14,926	15,027	0.03
Greenko Solar Mauritius 5.55% 29/01/2025 Reg S	MU	USD	14,513	14,959	0.03
SMC Global Power Holdings 5.70% VRN (Perpetual)	PH	USD	14,929	14,164	0.03
Eskom Holdings 7.125% 11/02/2025 Reg S	ZA	USD	14,177	13,317	0.03
Eskom Holdings 8.45% 10/08/2028 Reg S	ZA	USD	13,558	12,968	0.03
Hongkong Electric Finance 1.875% 27/08/2030 EMTN	VG	USD	11,256	11,021	0.02
Adani Electricity Mumbai 3.949% 12/02/2030 Reg S	IN	USD	9,855	9,751	0.02
Power Sector A&L Mgmt 7.39% 02/12/2024 Reg S	PH	USD	7,754	9,732	0.02
Greenko Solar Mauritius 5.95% 29/07/2026 Reg S	MU	USD	8,131	8,605	0.02
Perusahaan Listrik Negara 5.45% 21/05/2028 Reg S	ID	USD	6,528	7,662	0.02
Three Gorges 1.30% 22/09/2025 Reg S	KY	USD	6,503	6,474	0.01
Contemporary Ruiding 1.875% 17/09/2025 Reg S	VG	USD	6,253	6,258	0.01
Three Gorges Finance 2.15% 22/09/2030 Reg S	KY	USD	5,753	5,727	0.01
Adani Transmission 4.00% 03/08/2026 Reg S	IN	USD	5,453	5,717	0.01
CLP Power Hk 2.50% 30/06/2035 EMTN	VG	USD	5,516	5,613	0.01
HK Electric Finance 2.25% 09/06/2030 EMTN	VG	USD	4,548	4,597	0.01
CLP Power Hong Kong Fin. 2.125% 30/06/2030 EMTN	VG	USD	3,914	3,936	0.01
ReNew Power Synthetic 6.67% 12/03/2024 Reg S	IN	USD	3,676	3,855	0.01
Contemporary Ruiding 2.625% 17/09/2030 Reg S	VG	USD	3,452	3,429	0.01
Light Serv. de Eletricidade 7.25% 03/05/2023 Reg S	BR	USD	2,766	2,894	0.01
Greenko Investment 4.875% 16/08/2023 Reg S	MU	USD	1,612	1,622	0.00
China Oil & Gas Group 5.50% 25/01/2023	BM	USD	894	917	0.00
OmGrid Funding 5.196% 16/05/2027 Reg S	KY	USD	985	912	0.00
Perusahaan Listrik Negara 5.375% 25/01/2029 Reg S	ID	USD	500	588	0.00
Korea South East Power 2.125% 03/02/2025 Reg S	KR	USD	313	327	0.00
NTPC 4.375% 26/11/2024 EMTN	IN	USD	281	301	0.00
Perushan Gas 5.125% 16/05/2024 Reg S	ID	USD	200	220	0.00
				2,052,402	**4.46**

소재

	국가 코드	CCY	주식 또는 명목	시가(USD)	% 순자산
Sinochem Offshore Cap. 3.00% VRN (Perpetual) EMTN	VG	USD	500,000	498,347	1.08
CNAC HK Finbridge 3.35% VRN (Perpetual)	HK	USD	500,000	497,421	1.08
Indonesia 5.45% 15/05/2030 Reg S	ID	USD	339,827	387,685	0.84
ABJA Investment 5.45% 24/01/2028	SG	USD	267,730	259,185	0.56
ABJA Investment Pte 5.95% 31/07/2024	SG	USD	200,000	208,930	0.45
JSW Steel 5.95% 18/04/2024	IN	USD	28,792	29,586	0.06
JSW Steel 5.375% 04/04/2025	IN	USD	28,392	28,416	0.06
Tianqi Fin 3.75% 28/11/2022	VG	USD	56,787	23,662	0.05
Indonesia 5.80% 15/05/2050 Reg S	ID	USD	18,817	21,959	0.05
Trafigura Group Pte 6.875% VRN (Perpetual)	SG	USD	18,662	17,691	0.04
CNAC HK Finbridge 5.125% 14/03/2028	HK	USD	13,757	15,540	0.03
Vedanta Resources 6.375% 30/07/2022 Reg S	GB	USD	20,794	14,722	0.03
UPL 5.25% VRN (Perpetual)	MU	USD	14,663	13,835	0.03
Vedanta Resources 7.125% 31/05/2023 Reg S	GB	USD	19,035	11,802	0.03
Vedanta Resources 6.125% 09/08/2024 Reg S	GB	USD	18,717	10,954	0.02
CNAC HK Finbridge 3.70% 22/09/2050 Reg S	HK	USD	10,255	9,818	0.02
CNAC HK Finbridge 2.00% 22/09/2025 Reg S	HK	USD	6,503	6,396	0.01
CNAC HK Finbridge 3.00% 22/09/2030 Reg S	HK	USD	6,503	6,384	0.01
Meglobal Canada 5.875% 18/05/2030 Reg S	CA	USD	4,852	5,793	0.01
Chalco Hong Kong Invest. 4.25% VRN (Perpetual)	VG	USD	3,002	3,042	0.01
Suzano Austria 6.00% 15/01/2029	AT	USD	2,461	2,860	0.01
Inalum 6.757% 15/11/2048 Reg S	ID	USD	1,926	2,484	0.01
China Minmetals 3.75% VRN (Perpetual)	CN	USD	2,301	2,346	0.01
Suzano Austria 3.75% 15/01/2031	AT	USD	2,278	2,344	0.01
Braskem Netherlands Fin. 4.50% 10/01/2028 Reg S	NL	USD	976	941	0.00
Indonesia 5.71% 15/11/2023 Reg S	ID	USD	400	441	0.00
ENN Clean Energy Int'l Inv. 7.50% 27/02/2021	VG	USD	250	253	0.00
CNAC HK Finbridge 4.625% 14/03/2023	HK	USD	219	232	0.00
Sinochem Int'l Dev. 3.125% 25/07/2022	SG	USD	200	205	0.00
Voyage Bonds 3.375% 28/09/2022	VG	USD	138	142	0.00
Minmetals Bounteous Finance 4.75% 30/07/2025	VG	USD	100	113	0.00
Minmetals Bounteous Finance 4.20% 27/07/2026	VG	USD	100	112	0.00
Petkim Petrokimya Holding 5.875% 26/01/2023 Reg S	TR	USD	113	111	0.00
CNAC HK Finbridge 3.875% 19/06/2029	HK	USD	100	105	0.00
Sinochem Overseas Capital 4.50% 12/11/2020 Reg S	VG	USD	100	100	0.00
Mongolian Mining 0.386% (Perpetual)	KY	USD	127	54	0.00
Mongolian Mining	MN	HKD	87	5	0.00
				2,084,016	**4.53**

산업재

	국가 코드	CCY	주식 또는 명목	시가(USD)	% 순자산
Royal Capital 5.00% VRN (Perpetual)	NL	USD	400,000	402,500	0.88
CMHI Finance BVI 3.50% VRN (Perpetual)	VG	USD	400,000	402,062	0.87
BOC Aviation 2.625% 17/09/2030 Reg S	SG	USD	406,253	395,317	0.86
Guangzhou Metro 2.31% 17/09/2030 EMTN	VG	USD	400,000	384,276	0.84
BPHL Capital Management 5.95% 27/02/2023	VG	USD	350,000	336,850	0.73
Delhi Int'l Airport 6.45% 04/06/2029 Reg S	IN	USD	241,589	244,174	0.53
Embraer Netherlands Fin. 6.95% 17/01/2028 Reg S	NL	USD	210,619	212,819	0.46
AVIX Intl. Finance 3.30% 23/09/2030 Reg S	VG	USD	212,506	207,106	0.45
SOCAM Development 6.25% 23/01/2022	BM	USD	200,000	198,746	0.43
Indika Energy Capital Pte 5.875% 09/11/2024 Reg S	SG	USD	203,926	192,934	0.42
GMR Int'l Airport 4.25% 27/10/2027 Reg S	IN	USD	200,225	181,228	0.39
PB Issuer NO 5 3.00% 10/12/2025 Reg S	VG	USD	200,000	176,138	0.38
eHi Car Services 5.875% 14/08/2022	KY	USD	46,605	39,845	0.09
Wijaya Karya 7.70% 31/01/2021 Reg S	ID	IDR	446,867,034	29,414	0.06
CMB International 1.875% 12/08/2025 EMTN	HK	USD	20,010	19,734	0.04
BOC Aviation 3.25% 29/04/2025 Reg S	SG	USD	17,209	17,992	0.04
Yunda Holdings 2.25% 19/08/2025 Reg S	VG	USD	17,096	16,995	0.04
CMB International 2.75% 12/08/2030 EMTN	HK	USD	17,321	16,874	0.04
MTR 1.625% 19/08/2030 EMTN	HK	USD	16,883	16,500	0.04
Adani Ports& Special Econ. 4.00% 30/07/2027 Reg S	IN	USD	15,983	16,091	0.03
CSSC Capital 2015 3.00% 13/02/2030	VG	USD	16,233	15,811	0.03
CAR 8.875% 10/05/2022	KY	USD	12,569	10,856	0.02
Goodman HK Finance 3.00% 22/07/2030 EMTN	KY	USD	10,355	10,641	0.02

* 이사회 결정으로 가격이 책정된 유가증권.

별첨 재무제표에 대한 주석은 본 재무제표의 중요한 일부입니다. 투자종목 명세서 및 지역별 배분의 순자산 비율은 반올림되었습니다.

현재 투자종목 명세서서 2020년 10월 31일

	국가 코드	CCY	주식 또는 명목	시가(USD)	% 순자산
Mexico City Airport Trust 5.50% 31/07/2047 Reg S	MX	USD	12,096	10,375	0.02
DP World 5.625% 25/09/2048 Reg S	AE	USD	7,131	8,160	0.02
CSSC Capital 2015 2.50% 13/02/2025	VG	USD	8,004	8,057	0.02
Nan Fung Treasury 3.625% 27/08/2030 EMTN	VG	USD	7,254	7,219	0.02
Marubeni 1.319% 18/09/2025 Reg S	JP	USD	6,503	6,469	0.01
BOC Aviation 2.625% 17/01/2025 GMTN	SG	USD	6,216	6,327	0.01
Eastern Creation 1.00% 10/09/2023 EMTN	VG	USD	5,965	5,931	0.01
Delhi Int'l Airport 6.125% 31/10/2026 Reg S	IN	USD	4,266	4,350	0.01
Empresa de Ferrocarriles 3.068% 18/08/2050 Reg S	CL	USD	4,459	4,155	0.01
China Singyes Energy Hldgs 6.00% 19/12/2022 Reg S	BM	USD	4,320	3,942	0.01
Mexico City Airport 5.50% 31/10/2046 Reg S	MX	USD	4,219	3,637	0.01
Mexico City Airport 3.875% 30/04/2028 Reg S	MX	USD	3,038	2,717	0.01
GMR Int'l Airport 5.375% 10/04/2024 Reg S	IN	USD	2,466	2,438	0.01
Nan Fung Treasury 5.00% 05/09/2028 EMTN	VG	USD	1,501	1,648	0.00
Jasa Marga 7.50% 11/12/2020 Reg S	ID	IDR	15,167,605	1,023	0.00
Dianjian Haiyu 3.50% VRN (Perpetual) EMTN	VG	USD	963	976	0.00
Mexico City Airport 4.25% 31/10/2026 Reg S	MX	USD	563	531	0.00
Soechi Capital Pte 8.375% 31/01/2023 Reg S	SG	USD	813	498	0.00
Nan Fung Treasury 4.875% 29/05/2024 EMTN	VG	USD	250	270	0.00
CMHI Finance BVI 5.00% 06/08/2028	VG	USD	138	162	0.00
Yangzhou Urban Construction 4.375% 19/12/2020	CN	USD	125	126	0.00
China Railway Xunjie 3.25% 28/07/2026	VG	USD	100	108	0.00
PSA Treasury 2.50% 12/04/2026 GMTN	SG	USD	100	107	0.00
Chengdu Communications Group 4.75% 13/12/2027	CN	USD	100	105	0.00
Jiaxing City Inv. & Dev. Group 4.40% 03/01/2021	CN	USD	100	100	0.00
				3,624,334	**7.88**
정보 기술					
Foxconn Far East 2.50% 28/10/2030 EMTN	KY	USD	500,000	501,024	1.09
Lenovo Group 3.421% 02/11/2030 Reg S	HK	USD	408,492	415,939	0.90
Lenovo Group 3.375% 24/01/2024	HK	USD	276,246	301,386	0.66
Tsinghua Unic 5.375% 31/01/2023	VG	USD	200,000	92,961	0.20
Network i2i 5.650% VRN (Perpetual) Reg S	MU	USD	63,183	63,436	0.14
Semiconductor Manu. Intl. 2.693% 27/02/2025	KY	USD	28,057	27,714	0.06
Tsinghua Unic 4.75% 31/01/2021	VG	USD	36,199	23,303	0.05
Tencent Holdings 2.39% 03/06/2030 Reg S	KY	USD	8,504	8,620	0.02
Xiaomi Best Time Intl. 3.375% 29/04/2030 Reg S	HK	USD	5,628	5,872	0.01
HTA Group 7.00% 18/12/2025	MU	USD	2,686	2,820	0.01
Lenovo Securities 5.375% VRN (Perpetual) EMTN	KY	USD	1,826	1,899	0.00
Tsinghua Unic 6.50% 31/01/2028	VG	USD	1,125	421	0.00
Tencent Holdings 2.985% 19/01/2023 Reg S	KY	USD	375	391	0.00
Tencent Holdings 3.595% 19/01/2028 Reg S	KY	USD	250	274	0.00
SGSP Australia Assets 3.25% 29/07/2026 EMTN	AU	USD	100	110	0.00
Foxconn Far East 3.00% 23/09/2026 EMTN	KY	USD	100	108	0.00
				1,446,278	**3.14**
소비재					
GOHL Capital 4.25% 24/01/2027	GB	USD	210,605	208,373	0.45
Meituan 3.05% 28/10/2030 Reg S	KY	USD	206,041	205,772	0.45
Meituan 2.125% 28/10/2025 Reg S	KY	USD	205,303	205,742	0.45
Melco Resorts Finance 5.375% 04/12/2029 Reg S	KY	USD	135,439	130,655	0.28
Studio City Finance 7.25% 11/02/2024 Reg S	VG	USD	121,834	125,562	0.27
Studio City Finance 6.50% 15/01/2028 Reg S	VG	USD	83,785	83,551	0.18
Golden Eagle Retail Group 4.625% 21/05/2023 Reg S	KY	USD	49,320	49,690	0.11
MGM China Holdings 5.25% 18/06/2025 Reg S	KY	USD	46,254	46,703	0.10
Baoxin Auto Finance I 9.109% VRN (Perpetual)	VG	USD	56,732	40,847	0.09
Wynn Macau 4.875% 01/10/2024 Reg S	KY	USD	26,659	25,655	0.06
Li & Fung 5.25% (Perpetual) EMTN	BM	USD	34,493	25,438	0.06
LS Finance 2017 4.875% 15/07/2024 EMTN	VG	USD	23,993	23,570	0.05
Studio City Finance 6.00% 15/07/2025 Reg S	VG	USD	23,309	23,455	0.05
Future Retail 5.60% 22/01/2025 Reg S	IN	USD	31,077	21,443	0.05
MGM China Holdings 5.875% 15/05/2026 Reg S	KY	USD	18,795	19,028	0.04
Sands China 5.40% 08/08/2028	KY	USD	14,882	16,215	0.04
Las Vegas Sands 3.90% 08/08/2029	US	USD	10,505	10,499	0.02
Resorts World Las Vegas 4.625% 16/04/2029 Reg S	US	USD	10,405	9,638	0.02
Prosus 4.027% 03/08/2050 Reg S	NL	USD	8,832	9,058	0.02
Sands China 5.125% 08/08/2025	KY	USD	6,803	7,342	0.02
Prosus 2.031% 03/08/2032 Reg S	NL	EUR	3,201	3,781	0.01
Sunny Express Enterprises 3.35% VRN (Perpetual)	VG	USD	3,077	3,123	0.01
Minor International 3.10% VRN (Perpetual)	TH	USD	2,839	2,857	0.01
Sands China 4.60% 08/08/2023	KY	USD	2,001	2,135	0.00
PB International 7.625% 26/01/2022	NL	USD	500	325	0.00
Kia Motors 3.25% 21/04/2026 Reg S	KR	USD	150	162	0.00
JD.com 3.875% 29/04/2026	KY	USD	100	111	0.00
Alibaba Group Holding 3.125% 28/11/2021	KY	USD	100	102	0.00
Well Hope Development 3.875% VRN (Perpetual)	KY	USD	100	101	0.00
				1,300,933	**2.83**
소비재					
Wens Foodstuffs Group 2.349% 29/10/2025 Reg S	CN	USD	300,000	292,152	0.64
H&H 5.625% 24/10/2024	KY	USD	13,330	13,926	0.03
SSMS Plantation Holdings 7.75% 23/01/2023	SG	USD	15,275	9,050	0.02
China Mengniu Dairy 2.50% 17/06/2030 Reg S	KY	USD	9,005	9,003	0.02
MHP Lux 6.95% 03/04/2026 Reg S	LU	USD	5,626	5,669	0.01
MHP Lux 6.25% 19/09/2029 Reg S	LU	USD	5,626	5,404	0.01
Tingyi Cayman 1.625% 24/09/2025 Reg S	KY	USD	3,252	3,216	0.01
CK Hutchison 3.375% 08/05/2050 Reg S	KY	USD	2,926	3,160	0.01
Wens Foodstuffs 3.258% 29/10/2030 Reg S	CN	USD	388	373	0.00
				341,953	**0.74**
건강					
Yestar International Holdings 6.90% 15/09/2021	KY	USD	12,851	5,045	0.01
				5,045	**0.01**
금융					
Fortune Star 6.75% 02/07/2023	VG	USD	485,977	503,252	1.09
China Development Bank 2.875% VRN 28/09/2030	CN	USD	500,000	500,970	1.09
Rizal Commercial Banking 6.50% VRN (Perpetual)	PH	USD	500,000	500,475	1.09
Amipeace 2.25% 22/10/2030 EMTN	VG	USD	400,000	392,349	0.85
JIC Zhixin 2.125% 27/08/2030 Reg S	VG	USD	400,000	392,286	0.85
Emirates 6.125% VRN (Perpetual)	AE	USD	331,287	345,786	0.75
Shriram Transport Finance 5.95% 24/10/2022 Reg S	IN	USD	307,668	300,162	0.65
Shinhan Card 1.375% 19/10/2025 Reg S	KR	USD	300,000	300,129	0.65
Ocean Laurel 2.375% 20/10/2025 Reg S	VG	USD	300,000	297,123	0.65
Bank of East Asia 5.825% VRN (Perpetual) EMTN	HK	USD	283,058	290,672	0.63
Bank of East Asia 5.875% VRN (Perpetual)	HK	USD	272,212	276,595	0.60
NWD Finance 5.25% VRN (Perpetual)	VG	USD	250,000	260,983	0.57
RKP Overseas Finance 2016 7.950% (Perpetual)	VG	USD	257,584	250,380	0.54
Fortune Star 5.95% 19/10/2025	VG	USD	241,056	242,352	0.53
TMB Bank 4.90% VRN (Perpetual) EMTN	TH	USD	228,939	216,920	0.47
Muthoot Finance 6.125% 31/10/2022 Reg S	IN	USD	200,000	206,818	0.45
Kookmin Bank 2.50% 04/11/2030 Reg S	KR	USD	205,590	205,744	0.45
Huarong Finance 2019 4.25% VRN (Perpetual) GMTN	VG	USD	200,000	203,500	0.44
Tongyang Life Insurance 5.25% VRN (Perpetual)	KR	USD	200,000	199,990	0.43
Fortune Star 6.85% 02/07/2024	VG	USD	79,845	83,681	0.18
Bank of East Asia 5.50% VRN (Perpetual) EMTN	HK	USD	61,317	61,301	0.13
Huarong Finance 2019 3.375% 24/02/2030 EMTN	VG	USD	55,108	54,950	0.12
Chong HING Bank 5.70% VRN (Perpetual) EMTN	HK	USD	50,940	50,782	0.11
Alfa Bond Issuance 6.75% 30/01/2025	IE	RUB	3,289,428	41,746	0.09
Bangkok Bank 5.00% VRN (Perpetual) Reg S	TH	USD	39,456	39,594	0.09
Fortune Star 5.25% 23/03/2022	VG	USD	36,257	36,438	0.08
Fortune Star 5.95% 29/01/2023	VG	USD	33,058	33,654	0.07
Bank of East Asia 5.625% VRN (Perpetual)	HK	USD	33,058	33,430	0.07
ANZ 6.75% VRN (Perpetual) Reg S	AU	USD	27,670	31,405	0.07
Shriram Transport Finance 5.70% 27/02/2022 EMTN	IN	USD	28,504	28,005	0.06
China Great Wall 2.375% 18/08/2030 Reg S	VG	USD	25,330	24,264	0.05
Fondo Mivivienda 7.00% 14/02/2024 Reg S	PE	PEN	74,277	23,142	0.05
Wealth Driven 5.50% 17/08/2023	VG	USD	22,527	22,713	0.05
ICBCIL Finance 1.75% 25/08/2025 EMTN	HK	USD	22,511	22,402	0.05
Sumitomo Mitsui Fin. Group 2.142% 23/09/2030	JP	USD	22,370	21,989	0.05
Mongolian Mortgage 9.75% 29/01/2022 Reg S	MN	USD	21,845	21,738	0.05
Kasikornbank PCL 3.343% VRN 02/10/2031 EMTN	TH	USD	20,380	19,996	0.04
Tuspark Forward 7.95% 15/08/2021	VG	USD	35,190	19,707	0.04
Nanyang Commercial Bank 5.00% VRN (Perpetual)	HK	USD	18,662	18,614	0.04
Vedanta Resources Fin. II 9.25% 23/04/2026 Reg S	GB	USD	29,540	18,551	0.04
Huarong Finance 2019 4.50% 29/05/2029 EMTN	VG	USD	15,971	17,285	0.04
Huarong Finance 2019 3.75% 29/05/2024 EMTN	VG	USD	15,008	15,690	0.03
China Cinda Finance 4.75% 08/02/2028 EMTN	VG	USD	13,507	15,522	0.03
Philippine National Bank 3.28% 27/09/2024 EMTN	PH	USD	14,157	14,891	0.03
Grupo Aval 4.375% 04/02/2030 Reg S	KY	USD	12,377	12,068	0.03
Union Bank 2.125% 22/10/2025 EMTN	PH	USD	11,943	11,941	0.03
Power Finance 6.15% 06/12/2028 Reg S	IN	USD	10,408	11,818	0.03
Minejesa Capital 5.625% 10/08/2037 Reg S	NL	USD	11,131	11,568	0.03
Vedanta Resources Fin. II 8.00% 23/04/2023 Reg S	GB	USD	18,262	11,459	0.02
Inventive Global 1.65% 03/09/2025 EMTN	VG	USD	11,256	11,111	0.02
Tuspark Forward 6.95% 18/06/2022	VG	USD	24,805	11,100	0.02
Rizal Commercial Banking 3.00% 11/09/2024 EMTN	PH	USD	9,542	9,842	0.02
CDBL Funding 3.50% 24/10/2027 EMTN	KY	USD	9,017	9,644	0.02
Bank Of East Asia 4.00% VRN 29/05/2030 EMTN	HK	USD	9,005	9,256	0.02
Banque Centrale de Tunisie 5.75% 30/01/2025 Reg S	TN	USD	10,450	8,862	0.02
Banorte 8.375% VRN (Perpetual) Reg S	MX	USD	7,750	8,236	0.02
MDGH 3.95% 21/05/2050 GMTN	NL	USD	6,948	8,005	0.02
JSC Georgia Capital 6.125% 09/03/2024 Reg S	GE	USD	8,101	7,939	0.02
Rizal Commercial Banking 4.125% 16/03/2023 EMTN	PH	USD	7,504	7,897	0.02
Minejesa Capital 4.625% 10/08/2030 Reg S	NL	USD	7,504	7,736	0.02
Banco Mercantil 7.50% VRN (Perpetual) Reg S	MX	USD	7,567	7,553	0.02
Korea Development Bank 0.80% 27/04/2026	KR	USD	7,004	6,943	0.02
Turkiye Is Bankasi 7.75% VRN 22/01/2030	TR	USD	7,505	6,893	0.01
GTLK Europe 4.80% 26/02/2028 Reg S	IE	USD	6,582	6,465	0.01
Bosci BVI 1.25% 10/09/2023 Reg S	VG	USD	6,503	6,443	0.01
Mexarrend SAPI 10.25% 24/07/2024 Reg S	MX	USD	8,439	6,424	0.01
Huarong Finance 2019 3.625% 30/09/2030 EMTN	VG	USD	6,203	6,289	0.01
United Overseas Bank 1.75% VRN 16/03/2031 GMTN	SG	USD	6,253	6,226	0.01
Power Finance 4.50% 18/06/2029	IN	USD	6,066	6,219	0.01
ICBC Singapore 1.00% 09/09/2023 GMTN	CN	USD	6,253	6,219	0.01
ICBC Singapore 1.20% 09/09/2025 GMTN	CN	USD	6,253	6,171	0.01
Pearl Holding III 9.50% 11/12/2022 Reg S	KY	USD	23,342	5,719	0.01
CSCIF Asia 1.75% 04/08/2025 EMTN	VG	USD	5,553	5,560	0.01

현재 투자종목 명세서서 2020년 10월 31일

	국가 코드	CCY	주식 또는 명목	시가(USD)	% 순자산
Huarong Finance 2017 4.75% 27/04/2027	VG	USD	5,003	5,481	0.01
Shinhan Fin. Group 3.34% VRN 05/02/2030 Reg S	KR	USD	5,128	5,372	0.01
Akbank T.A.S. 7.20% VRN 16/03/2027 Reg S	TR	USD	5,626	5,154	0.01
BDO Unibank 2.125% 13/01/2026 EMTN	PH	USD	5,003	5,019	0.01
TBC Bank 10.775% VRN (Perpetual) Reg S	GE	USD	4,923	4,960	0.01
TBC Bank 5.75% 19/06/2024 Reg S	GE	USD	4,754	4,819	0.01
Dev. Bank of Kazakhstan 8.95% 04/05/2023 Reg S	KZ	KZT	2,037,992	4,611	0.01
Korea Development Bank 0.50% 27/10/2023	KR	USD	4,565	4,568	0.01
Unigroup International Holdings 6.00% 10/12/2020	VG	USD	5,332	4,539	0.01
CCBL Cayman 1.99% 21/07/2025 EMTN	KY	USD	4,340	4,365	0.01
Alfa Bond Issuance 8.00% VRN (Perpetual)	IE	USD	4,219	4,304	0.01
Power Finance 3.25% 16/09/2024	IN	USD	4,202	4,295	0.01
Uzbek Industrial Bank 5.75% 02/12/2024	UZ	USD	4,149	4,268	0.01
Credivalores-Crediservicios 8.875% 07/02/2025 Reg S	CO	USD	5,626	4,065	0.01
Sovcombank 7.75% VRN (Perpetual) Reg S	IE	USD	4,219	4,051	0.01
Eximbank Turkey 8.25% 24/01/2024 Reg S	TR	USD	3,671	3,727	0.01
Unifin Financiera 7.00% 15/01/2025 Reg S	MX	USD	4,501	3,615	0.01
AIA Group 3.20% 16/09/2040 Reg S	HK	USD	3,189	3,286	0.01
Kookmin Bank 4.35% VRN (Perpetual) Reg S	KR	USD	3,127	3,264	0.01
Power Finance 3.75% 18/06/2024 EMTN	IN	USD	3,002	3,105	0.01
Dev. Bank of Mongolia 7.25% 23/10/2023 Reg S	MN	USD	2,469	2,583	0.01
PTT Treasury 3.70% 16/07/2070 Reg S	TH	USD	2,501	2,434	0.01
Operadora de Servicios 8.25% 11/02/2025 Reg S	MX	USD	2,321	2,151	0.00
Kuwait Projects 4.50% 23/02/2027 EMTN	AE	USD	2,082	2,079	0.00
Tinkoff Bank 9.25% VRN (Perpetual)	IE	USD	1,885	1,968	0.00
Vigorous Champion 2.75% 02/06/2025 EMTN	VG	USD	1,874	1,920	0.00
Shinhan Financial Group 5.875% VRN (Perpetual)	KR	USD	1,569	1,697	0.00
QBE Insurance Group 5.25% VRN (Perpetual) EMTN	AU	USD	1,184	1,219	0.00
Banorte 7.625% VRN (Perpetual) Reg S	MX	USD	1,125	1,125	0.00
Huarong Finance 2019 2.50% 24/02/2023 EMTN	VG	USD	750	756	0.00
REC 4.625% 22/03/2028 EMTN	IN	USD	600	629	0.00
Azure Orbit Iv 4.00% 25/01/2028 EMTN	KY	USD	500	548	0.00
BDO Unibank 2.95% 06/03/2023 EMTN	PH	USD	463	481	0.00
Credito Real SAB 9.50% 07/02/2026 Reg S	MX	USD	436	426	0.00
Siam Commercial Bank 3.20% 26/07/2022 GMTN	TH	USD	400	414	0.00
Union Bank of the Phil. 3.369% 29/11/2022 EMTN	PH	USD	388	403	0.00
Industrial Bank of Korea 2.125% 23/10/2024 Reg S	KR	USD	363	381	0.00
ICBCIL Finance 3.75% 05/03/2024 EMTN	HK	USD	250	266	0.00
REC 3.375% 25/07/2024 GMTN	IN	USD	250	255	0.00
Oversea-Chinese Banking 4.25% 19/06/2024 Reg S	SG	USD	220	241	0.00
Rongshi International Finance 2.875% 04/05/2022	VG	USD	225	230	0.00
Shinhan Bank 3.875% 24/03/2026 Reg S	KR	USD	200	221	0.00
China Cinda 4.75% 21/02/2029 EMTN	VG	USD	188	218	0.00
Daegu Bank 3.75% 13/08/2023	KR	USD	188	202	0.00
Joy Treasure Assets Holdings 4.50% 20/03/2029	VG	USD	138	155	0.00
Malayan Banking 3.905% VRN 29/10/2026	MY	USD	150	153	0.00
Bank of China 5.00% 13/11/2024 Reg S	CN	USD	100	111	0.00
Dai-ichi Life Insur. 4.00% VRN (Perpetual) Reg S	JP	USD	100	109	0.00
United Overseas Bank 2.88% VRN 08/03/2027 EMTN	SG	USD	100	102	0.00
Shanghai Commercial Bank 3.75% VRN 29/11/2027	HK	USD	100	102	0.00
				7,010,029	**15.24**

부동산

	국가 코드	CCY	주식 또는 명목	시가(USD)	% 순자산
China Evergrande Group 4.25% 14/02/2023	KY	HKD	4,234,603	509,149	1.11
Kaisa Grou 11.25% 16/04/2025 Reg S	KY	USD	426,260	405,406	0.88
Modern Land 11.50% 13/11/2022 Reg S	KY	USD	365,729	366,174	0.80
Scenery Journey 12.00% 24/10/2023	VG	USD	400,000	327,000	0.71
Yuzhou Properties 7.375% 13/01/2026	KY	USD	337,817	326,036	0.71
Champion Sincerity Holdings 8.125% VRN (Perpetual)	VG	USD	305,199	319,683	0.70
Redsun Properties Group 9.70% 16/04/2023	KY	USD	305,596	314,390	0.68
Nan Fung Treasury III 5.00% (Perpetual) Reg S	VG	USD	300,000	301,087	0.65
Redsun Properties Group 9.95% 11/04/2022	KY	USD	281,229	289,991	0.63
China SCE Group Holdings 7.25% 19/04/2023	KY	USD	275,713	283,101	0.62
China SCE Group Holdings 7.00% 02/05/2025 Reg S	KY	USD	281,045	278,234	0.60
Seazen Group 6.45% 11/06/2022	KY	USD	268,142	273,325	0.59
Sunac China Holdings 6.50% 09/07/2023	KY	USD	271,980	267,217	0.58
Sunac China Holdings 7.50% 01/02/2024	KY	USD	230,392	230,984	0.50
Sunac China Holdings 7.00% 09/07/2025	KY	USD	235,190	228,244	0.50
Kaisa Group Holdings 11.75% 26/02/2021	KY	USD	224,311	227,675	0.50
China Aoyuan Group 7.95% 07/09/2021	KY	USD	221,461	226,444	0.49
Greentown China Holdings 5.65% 13/07/2025	KY	USD	217,595	226,245	0.49
Sunac China Holdings 8.35% 19/04/2023	KY	USD	219,728	225,617	0.49
Zhenro Properties Group 8.65% 21/01/2023	KY	USD	217,062	222,491	0.48
RKI Overseas Finance 2017 A 7.00% (Perpetual)	VG	USD	244,788	218,670	0.48
Easy Tactic 9.125% 28/07/2022	VG	USD	226,250	214,367	0.47
Powerlong Real Estate Holdings 6.95% 23/07/2023	KY	USD	200,000	207,010	0.45
New Metro Global 7.50% 16/12/2021	VG	USD	200,000	205,246	0.45
Yango Justice 7.50% 15/04/2024 Reg S	HK	USD	200,000	200,492	0.44
Emperor International 4.50% 03/09/2023 EMTN	BM	USD	200,000	197,961	0.43
China Evergrande Group 8.75% 28/06/2025	KY	USD	229,059	169,514	0.37
China SCE Group Holdings 7.375% 09/04/2024	KY	USD	124,500	127,931	0.28
KWG Group Holdings 7.40% 13/01/2027	KY	USD	116,855	117,304	0.26
Times China Holdings 6.75% 08/07/2025	KY	USD	113,036	114,463	0.25
Wanda Properties International 7.25% 29/01/2024	VG	USD	105,038	103,347	0.22
Redco Properties Group 8.50% 19/08/2021	KY	USD	101,430	101,177	0.22
Yango Justice International 9.25% 15/04/2023	HK	USD	82,319	86,120	0.19
Sino-Ocean Land Treasure III 4.90% VRN (Perpetual)	VG	USD	93,767	78,757	0.17
New Metro Global 6.80% 05/08/2023	VG	USD	72,764	75,462	0.16
China Evergrande Group 9.50% 11/04/2022	KY	USD	80,511	68,837	0.15
Ronshine China Holdings 10.50% 01/03/2022	KY	USD	64,485	67,548	0.15
China Aoyuan Group 6.20% 24/03/2026 Reg S	KY	USD	69,315	66,607	0.14
Kaisa Group Holdings 10.50% 15/01/2025	KY	USD	70,481	65,900	0.14
China South City Holdings 11.50% 12/02/2022	HK	USD	63,482	62,885	0.14
Yango Justice International 8.25% 25/11/2023	HK	USD	60,917	62,207	0.14
China Aoyuan Group 7.95% 19/02/2023	KY	USD	57,452	60,535	0.13
Yuzhou Properties 8.30% 27/05/2025	KY	USD	57,984	58,987	0.13
Sunac China Holdings 6.50% 10/01/2025	KY	USD	61,183	58,889	0.13
Seazen Group 6.00% 12/08/2024	KY	USD	57,584	58,307	0.13
Redsun Properties Group 10.50% 03/10/2022	KY	USD	54,838	57,097	0.12
Yuzhou Properties 5.375% VRN (Perpetual)	KY	USD	58,038	55,858	0.12
Kaisa Group Holdings 9.375% 30/06/2024	KY	USD	60,783	55,231	0.12
Theta Capital 8.125% 22/01/2025	SG	USD	60,035	54,332	0.12
Fantasia Holdings Group 15.00% 18/12/2021	KY	USD	50,367	54,143	0.12
CIFI Holdings Group 6.00% 16/07/2025	KY	USD	51,719	53,400	0.12
Kaisa Group Holdings 8.50% 30/06/2022	KY	USD	51,832	50,666	0.11
CIFI Holdings Group 5.375% VRN (Perpetual)	KY	USD	45,321	45,433	0.10
Fantasia Holdings Group 11.875% 01/06/2023	KY	USD	41,589	43,145	0.09
KWG Group Holdings 7.40% 05/03/2024 EMTN	KY	USD	41,056	43,009	0.09
Kaisa Group Holdings 11.25% 09/04/2022	KY	USD	40,470	41,380	0.09
Scenery Journey 11.50% 24/10/2022	VG	USD	47,987	40,786	0.09
Sunac China Holdings 8.375% 15/01/2021	KY	USD	39,589	39,886	0.09
China Evergrande Group 12.00% 22/01/2024	KY	USD	46,444	39,242	0.09
Radiance Capital 8.80% 17/09/2023 Reg S	VG	USD	37,323	38,207	0.08
China Evergrande Group 6.25% 28/06/2021	KY	USD	39,989	37,330	0.08
Ronshine China Holdings 6.75% 05/08/2024	KY	USD	36,790	36,417	0.08
Yango Justice International 9.50% 03/04/2021	HK	USD	35,190	35,784	0.08
China SCE Group Holdings 7.45% 17/04/2021	KY	USD	35,324	35,721	0.08
China Aoyuan Group 6.35% 08/02/2024	KY	USD	34,657	35,267	0.08
Ronshine China Holdings 11.25% 22/08/2021	KY	USD	33,615	34,876	0.08
China Evergrande Group 11.50% 22/01/2023	KY	USD	41,595	34,834	0.08
RKPF Overseas 2019 A 6.70% 30/09/2024	VG	USD	33,591	34,777	0.08
Fantasia Holdings Group 10.875% 09/01/2023	KY	USD	33,802	34,774	0.08
Seazen Group 7.50% 22/01/2021	KY	USD	33,324	33,558	0.07
Zhenro 9.15% 06/05/2023 Reg S	KY	USD	31,725	32,914	0.07
Jinke Properties Group 8.375% 20/06/2021	CN	USD	31,803	32,399	0.07
Powerlong Real Estate Holdings 7.125% 08/11/2022	KY	USD	30,925	32,084	0.07
Easy Tactic 8.125% 27/02/2023	VG	USD	34,124	30,028	0.07
Agile Group Holdings 8.375% VRN (Perpetual)	KY	USD	28,792	29,908	0.07
KWG Group Holding 5.20% 21/09/2022	KY	USD	29,059	29,131	0.06
Yango Justice International 10.00% 12/02/2023	HK	USD	26,926	28,472	0.06
Theta Capital 6.75% 31/10/2026	SG	USD	33,755	27,934	0.06
Agile Group Holdings 7.875% VRN (Perpetual)	KY	USD	27,193	27,839	0.06
Yango Justice International 6.80% 11/03/2021 EMTN	HK	USD	27,726	27,795	0.06
Yango Justice International 7.50% 16/11/2020	HK	USD	26,659	26,653	0.06
Kaisa Group Holdings 10.875% 23/07/2023	KY	USD	26,659	26,526	0.06
Wanda Properties Overseas 6.875% 23/07/2023	VG	USD	26,782	26,246	0.06
Times China Holdings 7.625% 21/02/2022	KY	USD	25,437	25,977	0.06
China South City Holdingss 10.875% 26/06/2022	HK	USD	26,159	25,603	0.06
Modern Land China 12.85% 25/10/2021 Reg S	KY	USD	23,993	24,533	0.05
Zhenro Properties Group 7.875% 14/04/2024	KY	USD	24,393	24,334	0.05
Ronshine China Holdings 8.95% 22/01/2023	KY	USD	23,460	24,221	0.05
Times China Holdings 10.95% 27/11/2020	KY	USD	23,993	24,175	0.05
Jababeka International 6.50% 05/10/2023 Reg S	NL	USD	27,410	23,231	0.05
Zhenro Properties Group 9.15% 08/03/2022	KY	USD	22,502	23,121	0.05
Scenery Journey 13.00% 06/11/2022	VG	USD	26,126	22,663	0.05
CIFI Holdings 6.45% 07/11/2024 Reg S	KY	USD	20,261	21,326	0.05
Kaisa Group Holdings 11.50% 30/01/2023	KY	USD	20,590	20,846	0.05
China Aoyuan Group 8.50% 23/01/2022	KY	USD	20,156	20,710	0.05
China Evergrande Group 8.25% 23/03/2022	KY	USD	24,163	20,357	0.04
Greentown China Holdings 4.70% 29/04/2025	KY	USD	20,261	20,281	0.04
Kaisa Group Holdings 6.75% 18/02/2021	KY	USD	19,803	19,827	0.04
Easy Tactic 8.75% 10/01/2021	VG	USD	19,728	19,679	0.04
Country Garden Holdings 4.80% 06/08/2030	KY	USD	18,128	19,266	0.04
RKPF Overseas 2019 6.00% 04/09/2025	VG	USD	19,184	19,213	0.04
Kaisa Group Holdings 9.75% 28/09/2023 Reg S	KY	USD	19,728	19,037	0.04
Shimao Group Holdings 4.60% 13/07/2030	KY	USD	17,595	18,876	0.04
Properties 9.875% 02/05/2021	KY	USD	18,644	18,784	0.04
Greenland Global 6.75% 26/09/2023 EMTN	VG	USD	19,195	18,546	0.04
Sunac China Holdings 7.25% 14/06/2022	KY	USD	17,729	17,883	0.04
Fantasia Holdings Group 12.25% 18/10/2022	KY	USD	16,023	16,864	0.04
Yango Justice International 10.25% 18/03/2022	HK	USD	15,834	16,646	0.04
Elect Global Investments 4.10% VRN (Perpetual)	VG	USD	16,796	16,502	0.04
Kaisa Group Holdings 9.95% 23/07/2025	KY	USD	16,496	14,929	0.03
APL Realty Holdings Pte 5.95% 02/06/2024	SG	USD	20,127	13,959	0.03
Lodha Developers International 14.00% 12/03/2023	MU	USD	14,535	13,517	0.03
Wharf REIC Finance 2.875% 07/05/2030 EMTN	VG	USD	12,494	12,898	0.03
Sunac China Holdings 7.875% 15/02/2022	KY	USD	11,730	11,935	0.03
Zhenro Properties Group 5.60% 28/02/2021	KY	USD	11,330	11,302	0.02
Yida China Holdings 14.00% 27/03/2022	KY	USD	15,526	11,218	0.02

현재 투자종목 명세서서 2020년 10월 31일

	국가 코드	CCY	주식 또는 명목	시가(USD)	% 순자산
CIFI Holdings Group 5.375% VRN (Perpetual)	KY	USD	11,197	11,156	0.02
Kaisa Group Holdings 11.95% 22/10/2022 Reg S	KY	USD	10,664	10,933	0.02
Redsun Properties Group 11.50% 04/03/2021	KY	USD	10,664	10,877	0.02
Seazen Group 6.15% 15/04/2023	KY	USD	10,664	10,851	0.02
New Metro Global 6.50% 23/04/2021	VG	USD	10,664	10,749	0.02
Easy Tactic 7.00% 25/04/2021	VG	USD	10,664	10,477	0.02
CIFI Holdings Group 6.55% 28/03/2024	KY	USD	9,731	10,290	0.02
Zhenro Properties Group 8.70% 03/08/2022	KY	USD	9,864	10,110	0.02
Longfor Group Holdings 3.85% 13/01/2032	KY	USD	8,504	8,876	0.02
Redco Properties Group 11.50% 08/12/2020	KY	USD	6,132	6,156	0.01
Country Garden Holdings 5.625% 14/01/2030	KY	USD	5,003	5,490	0.01
Fantasia Holdings Group 8.375% 08/03/2021	KY	USD	5,465	5,479	0.01
Jingrui Holdings 9.45% 23/04/2021	KY	USD	5,557	5,460	0.01
Globalworth 2.95% 29/07/2026 EMTN	GB	EUR	4,613	5,352	0.01
Easy Tactic 8.625% 27/02/2024	VG	USD	6,132	5,273	0.01
KWG Group Holdings 7.875% 09/08/2021	KY	USD	5,024	5,147	0.01
Vanke Real Estate 3.50% 12/11/2029 EMTN	HK	USD	4,252	4,431	0.01
Country Garden Holdings 5.125% 14/01/2027	KY	USD	3,333	3,562	0.01
Wanda Group Overseas 7.50% 24/07/2022	HK	USD	3,563	3,394	0.01
Longfor Group Holdings 3.95% 16/09/2029	KY	USD	3,077	3,278	0.01
Longfor Group Holdings 4.50% 16/01/2028	KY	USD	2,973	3,269	0.01
Easy Tactic 8.125% 11/07/2024	VG	USD	3,516	2,958	0.01
KWG Group Holdings 7.875% 01/09/2023	KY	USD	2,108	2,216	0.00
NWD MTN 4.125% 18/07/2029	VG	USD	2,126	2,160	0.00
Franshion Brilliant 4.00% VRN (Perpetual)	VG	USD	2,101	2,119	0.00
CFLD Cayman Investment 9.00% 31/07/2021	KY	USD	1,326	1,330	0.00
Longfor Group Holdings 3.90% 16/04/2023	KY	USD	1,263	1,327	0.00
Country Garden Holdings 5.40% 27/05/2025	KY	USD	1,226	1,321	0.00
RKPF Overseas 7.875% 01/02/2023	VG	USD	1,169	1,233	0.00
Yuzhou Properties 8.50% 04/02/2023	KY	USD	666	701	0.00
Zhenro Properties Group 9.80% 20/08/2021	KY	USD	644	660	0.00
Franshion Brilliant 4.00% 21/06/2024 Reg S	VG	USD	500	516	0.00
Trust Fibra Uno 5.25% 30/01/2026 Reg S	MX	USD	141	152	0.00
China Overseas Finance 2.75% 02/03/2030 EMTN	KY	USD	150	151	0.00
Huzhou City Inv. Dev. Group 4.875% 20/12/2020	CN	USD	113	113	0.00
Sino-Ocean Land Treasure 6.00% 30/07/2024 Reg S	VG	USD	100	109	0.00
Swire Properties MTN Fin. 3.50% 10/01/2028 EMTN	HK	USD	100	108	0.00
				10,940,141	23.79

정부

	국가 코드	CCY	주식 또는 명목	시가(USD)	% 순자산
China 2.25% 21/10/2050 Reg S	CN	USD	461,000	449,175	0.98
Indonesia 7.00% 15/09/2030	ID	IDR	4,154,361,068	292,723	0.64
Indonesia 7.50% 15/05/2038	ID	IDR	4,000,000,000	276,950	0.60
Sri Lanka 6.20% 11/05/2027 Reg S	LK	USD	427,726	230,950	0.50
Ukraine 9.75% 01/11/2028 Reg S	UA	USD	200,000	218,750	0.48
Ivory Coast 6.375% 03/03/2028 Reg S	CI	USD	200,000	210,429	0.46
Egypt 7.625% 29/05/2023 Reg S	EG	USD	200,000	203,270	0.44
South Africa 6.30% 22/06/2048	ZA	USD	201,294	193,834	0.42
Indonesia 8.25% 15/05/2029	ID	IDR	1,769,570,820	133,338	0.29
Sri Lanka 5.75% 18/04/2023 Reg S	LK	USD	216,020	125,289	0.27
Ecuador 0.50% 31/07/2035 Reg S	EC	USD	163,948	90,172	0.20
Mexico 8.00% 07/11/2047	MX	MXN	1,321,572	68,050	0.15
Czech Republic 2.75% 23/07/2029	CZ	CZK	1,294,903	64,079	0.14
Turkey 6.375% 14/10/2025	TR	USD	58,274	57,045	0.12
Brazil 10.00% 01/01/2023	BR	BRL	265,276	50,882	0.11
Romania 3.40% 08/03/2022	RO	RON	176,851	42,715	0.09
Ecuador 0.50% 31/07/2030 Reg S	EC	USD	64,075	42,610	0.09
Thailand 1.60% 17/12/2029	TH	THB	1,274,742	41,789	0.09
Egypt 16.10% 07/05/2029	EG	EGP	605,960	41,560	0.09
Mexico 7.75% 29/05/2031	MX	MXN	780,266	40,992	0.09
Romania 3.624% 26/05/2030 Reg S	RO	EUR	28,636	38,347	0.08
Sri Lanka 7.55% 28/03/2030 Reg S	LK	USD	68,358	37,536	0.08
Thailand 2.125% 17/12/2026	TH	THB	1,078,791	36,919	0.08
Ecuador 0.50% 31/07/2040 Reg S	EC	USD	73,625	36,812	0.08
Thailand 3.30% 17/06/2038	TH	THB	915,911	35,666	0.08
Kenya 11.75% 08/10/2035	KE	KES	3,454,640	32,826	0.07
Thailand 3.85% 12/12/2025	TH	THB	858,788	31,629	0.07
Sri Lanka 7.85% 14/03/2029 Reg S	LK	USD	54,998	30,247	0.07
Ethiopia Int'l Bond 6.625% 11/12/2024 Reg S	ET	USD	27,218	27,493	0.06
Russia 5.10% 28/03/2035 Reg S	RU	USD	22,053	26,866	0.06
Bolivia 4.50% 20/03/2028 Reg S	BO	USD	26,399	23,034	0.05
Qatar 4.40% 16/04/2050 Reg S	QA	USD	17,876	22,826	0.05
Ukraine 8.994% 01/02/2024 Reg S	UA	USD	20,788	22,215	0.05
Iraq 5.80% 15/01/2028 Reg S	IQ	USD	25,369	21,944	0.05
Poland 2.50% 25/07/2027	PL	PLN	75,339	21,141	0.05
Peru 5.40% 12/08/2034 Reg S	PE	PEN	72,367	21,140	0.05
Hungary 1.00% 26/11/2025	HU	HUF	6,720,337	20,819	0.05
Peru 6.15% 12/08/2032	PE	PEN	62,464	19,970	0.04
Egypt 8.875% 29/05/2050 Reg S	EG	USD	17,257	17,497	0.04
Romania 3.65% 28/07/2025	RO	RON	70,740	17,365	0.04
Argentina 0.125% 09/07/2035	AR	USD	53,471	17,351	0.04
Dominican Republic Bond 6.00% 19/07/2028 Reg S	DO	USD	15,021	16,577	0.04
Nigeria 8.747% 21/01/2031 Reg S	NG	USD	15,232	15,869	0.03
Heungkuk Life Insurance 4.475% VRN (Perpetual)	KR	USD	15,502	15,541	0.03
Oman 6.75% 17/01/2048 Reg S	OM	USD	18,284	15,027	0.03
Zambia 8.97% 30/07/2027 Reg S	ZM	USD	33,319	14,377	0.03
Dominican Republic Bond 6.50% 15/02/2048 Reg S	DO	USD	13,896	14,348	0.03
Brazil 10.00% 01/01/2029	BR	BRL	69,856	13,876	0.03
Indonesia 8.375% 15/04/2039	ID	IDR	181,767,428	13,489	0.03
Oman 6.50% 08/03/2047 Reg S	OM	USD	15,992	12,993	0.03
Russia 5.25% 23/06/2047 Reg S	RU	USD	9,789	12,867	0.03
Angola 8.25% 09/05/2028 Reg S	AO	USD	15,896	12,559	0.03
Indonesia 4.45% 15/04/2070	ID	USD	10,591	12,557	0.03
Hungary 1.75% 26/10/2022	HU	HUF	3,890,721	12,547	0.03
Iraq 6.752% 09/03/2023 Reg S	IQ	USD	13,418	12,545	0.03
Ghana 8.125% 26/03/2032 Reg S	GH	USD	12,996	11,994	0.03
Oman 5.625% 17/01/2028 Reg S	OM	USD	12,996	11,914	0.03
Argentina 0.125% 09/07/2030	AR	USD	32,547	11,863	0.03
Russia 7.60% 20/07/2022	RU	RUB	884,255	11,712	0.03
Sri Lanka 6.85% 14/03/2024 Reg S	LK	USD	20,537	11,707	0.03
Thailand 1.45% 17/12/2024	TH	THB	353,702	11,655	0.03
Thailand 1.875% 17/06/2022	TH	THB	353,702	11,590	0.03
Nigeria 6.50% 28/11/2027 Reg S	NG	USD	11,814	11,504	0.03
Hungary 1.50% 23/08/2023	HU	HUF	3,537,019	11,354	0.02
Pakistan 8.25% 30/09/2025 Reg S	PK	USD	10,408	10,949	0.02
Ghana 7.625% 16/05/2029 Reg S	GH	USD	11,252	10,471	0.02
Kenya 7.25% 28/02/2028 Reg S	KE	USD	9,845	10,333	0.02
Nigeria 7.625% 28/11/2047 Reg S	NG	USD	11,252	10,308	0.02
Oman 6.75% 28/10/2027 Reg S	OM	USD	10,014	9,746	0.02
Mexico 8.50% 31/05/2029	MX	MXN	176,851	9,740	0.02
South Africa 4.30% 12/10/2028	ZA	USD	9,845	9,587	0.02
Oman 5.375% 08/03/2027 Reg S	OM	USD	10,366	9,533	0.02
Ukraine 7.375% 25/09/2032 Reg S	UA	USD	9,761	9,403	0.02
Turkey 7.625% 26/04/2029	TR	USD	9,170	9,265	0.02
Ghana 6.375% 11/02/2027 Reg S	GH	USD	9,868	9,215	0.02
Chile 5.00% 01/03/2035	CL	CLP	5,924,508	9,214	0.02
South Africa 5.875% 22/06/2030	ZA	USD	8,657	9,170	0.02
Oman 6.00% 01/08/2029 Reg S	OM	USD	9,845	9,023	0.02
Romania 5.00% 12/02/2029	RO	RON	32,859	8,892	0.02
Ukraine 7.75% 01/09/2023 Reg S	UA	USD	8,439	8,803	0.02
Indonesia 8.25% 15/05/2036	ID	IDR	111,925,443	8,229	0.02
Serbia 3.125% 15/05/2027 Reg S	RS	EUR	6,442	8,180	0.02
El Salvador 8.625% 28/02/2029 Reg S	SV	USD	9,114	7,966	0.02
Kenya 8.00% 22/05/2032 Reg S	KE	USD	7,356	7,757	0.02
Angola 9.50% 12/11/2025 Reg S	AO	USD	8,973	7,739	0.02
Kenya 8.25% 28/02/2048 Reg S	KE	USD	7,032	7,208	0.02
Ecuador 0.00% 31/07/2030 Reg S	EC	USD	15,411	7,128	0.02
Romania 4.00% 25/10/2023	RO	RON	28,296	6,998	0.02
Ukraine 0.00% VRN 31/05/2040	UA	USD	7,595	6,608	0.01
Nigeria 7.875% 16/02/2032 Reg S	NG	USD	6,751	6,577	0.01
Gabon 6.375% 12/12/2024 Reg S	GA	USD	6,751	6,461	0.01
Angola 8.00% 26/11/2029 Reg S	AO	USD	8,284	6,429	0.01
Honduras 5.625% 24/06/2030 Reg S	HN	USD	5,556	6,167	0.01
Azerbaijan 3.50% 01/09/2032 Reg S	AZ	USD	6,188	6,014	0.01
Ghana 7.875% 26/03/2027 Reg S	GH	USD	5,345	5,210	0.01
Belarus 5.875% 24/02/2026 Reg S	BY	USD	5,443	5,192	0.01
Oman 4.75% 15/06/2026 Reg S	OM	USD	5,626	5,167	0.01
Ghana 8.627% 16/06/2049 Reg S	GH	USD	5,626	4,959	0.01
Sri Lanka 6.85% 03/11/2025 Reg S	LK	USD	8,748	4,899	0.01
Hungary 3.00% 27/10/2027	HU	HUF	1,414,808	4,856	0.01
Romania 4.00% 14/02/2051 Reg S	RO	USD	4,737	4,841	0.01
Trinidad & Tobago 4.50% 30/06/2030 Reg S	TT	USD	4,627	4,702	0.01
Argentina 0.125% 09/07/2030	AR	EUR	11,351	4,644	0.01
Brazil 10.00% 01/01/2027	BR	BRL	21,930	4,304	0.01
Romania 5.80% 26/07/2027	RO	RON	15,421	4,269	0.01
Chile 4.50% 01/03/2026	CL	CLP	2,829,616	4,254	0.01
El Salvador 7.625% 01/02/2041 Reg S	SV	USD	5,246	4,045	0.01
Sri Lanka 6.35% 28/06/2024 Reg S	LK	USD	6,931	3,968	0.01
Chile 4.70% 01/09/2030	CL	CLP	2,475,914	3,818	0.01
Abu Dhabi 2.70% 02/09/2070 Reg S	AE	USD	4,107	3,761	0.01
Dominican Republic Bond 5.875% 30/01/2060 Reg S	DO	USD	3,812	3,659	0.01
Dominican Republic Bond 6.85% 27/01/2045 Reg S	DO	USD	3,376	3,619	0.01
El Salvador 9.50% 15/07/2052 Reg S	SV	USD	4,001	3,485	0.01
Ghana 10.75% 14/10/2030 Reg S	GH	USD	2,813	3,458	0.01
Poland 2.25% 25/10/2024	PL	PLN	12,556	3,426	0.01
Dominican Republic Bond 5.50% 27/01/2025 Reg S	DO	USD	3,094	3,311	0.01
Angola 9.375% 08/05/2048 Reg S	AO	USD	4,102	3,158	0.01
Dominican Republic Bond 9.75% 05/06/2026 Reg S	DO	DOP	177,735	3,144	0.01
Bahrain 7.375% 14/05/2030 Reg S	BH	USD	2,785	3,093	0.01
Ukraine 7.75% 01/09/2025 Reg S	UA	USD	2,813	2,891	0.01
Ukraine 7.75% 01/09/2026 Reg S	UA	USD	2,813	2,856	0.01
Ghana 8.125% 18/01/2026 Reg S	GH	USD	2,813	2,842	0.01
Hungary 3.00% 27/10/2038	HU	HUF	813,514	2,792	0.01
Nigeria 7.143% 23/02/2030 Reg S	NG	USD	2,813	2,725	0.01
South Africa 5.75% 30/09/2049	ZA	USD	2,813	2,545	0.01
Zambia 5.375% 20/09/2022 Reg S	ZM	USD	5,586	2,468	0.01
El Salvador 8.625% 28/02/2029 144A	SV	USD	2,813	2,459	0.01
Dominican Republic Bond 6.875% 29/01/2026 Reg S	DO	USD	2,082	2,352	0.01
Ghana 8.95% 26/03/2051 Reg S	GH	USD	2,588	2,333	0.01
Saudi Arabia 4.50% 22/04/2060 Reg S	SA	USD	1,857	2,263	0.00

현재 투자종목 명세서서 2020년 10월 31일

	국가 코드	CCY	주식 또는 명목	시가(USD)	% 순자산
South Africa 6.25% 08/03/2041	ZA	USD	2,250	2,226	0.00
Turkey 4.875% 16/04/2043	TR	USD	2,827	2,073	0.00
Sri Lanka 6.75% 18/04/2028 Reg S	LK	USD	3,313	1,789	0.00
Romania 3.65% 24/09/2031	RO	RON	7,074	1,723	0.00
Turkey 6.625% 17/02/2045	TR	USD	1,875	1,617	0.00
Argentina 1.00% 09/07/2029	AR	USD	3,838	1,581	0.00
Turkey 5.75% 11/05/2047	TR	USD	1,875	1,459	0.00
Argentina 0.125% 09/07/2041	AR	USD	4,219	1,420	0.00
Zambia 8.50% 14/04/2024 Reg S	ZM	USD	2,813	1,241	0.00
Indonesia 7.00% 15/05/2027	ID	IDR	15,007,524	1,063	0.00
Armenia 3.95% 26/09/2029 Reg S	AM	USD	1,041	985	0.00
Dominican Republic Bond 5.95% 25/01/2027 Reg S	DO	USD	830	907	0.00
South Africa 5.65% 27/09/2047	ZA	USD	844	765	0.00
Indonesia 8.375% 15/09/2026	ID	IDR	7,503,762	572	0.00
Jordan 5.75% 31/01/2027 Reg S	JO	USD	338	349	0.00
Sri Lanka 6.25% 27/07/2021 Reg S	LK	USD	309	245	0.00
Argentina 0.500% 09/07/2029	AR	EUR	447	198	0.00
				4,139,804	9.00

개방형 펀드

Fidelity UCITS II ICAV-Enhanced Reserve R-ACC USD	IE	USD	96,879	998,931	2.17
Fidelity ILF - The US Dollar Fund - A-ACC-USD	IE	USD	32	581,962	1.27
				1,580,893	3.44

커뮤니케이션 서비스

Bharti Airtel 1.50% 17/02/2025 Reg S	IN	USD	229,702	254,159	0.55
SoftBank Group 6.00% VRN (Perpetual)	JP	USD	258,651	240,157	0.52
Axiata SPV5 3.064% 19/08/2050 EMTN	MY	USD	27,127	26,056	0.06
SoftBank Group 5.125% 19/09/2027	JP	USD	16,039	16,242	0.04
Dr Peng Holding HongKong 7.55% 01/12/2021	HK	USD	19,065	13,203	0.03
SoftBank Group 6.125% 20/04/2025	JP	USD	12,073	12,918	0.03
SoftBank Group 6.25% 15/04/2028	JP	USD	11,593	12,598	0.03
PLDT 3.45% 23/06/2050 Reg S	PH	USD	4,927	5,088	0.01
Globe Telecom 2.50% 23/07/2030 Reg S	PH	USD	5,140	4,997	0.01
Globe Telecom 3.00% 23/07/2035 Reg S	PH	USD	4,715	4,480	0.01
Tencent Music 2.00% 03/09/2030	KY	USD	4,502	4,447	0.01
PLDT 2.50% 23/01/2031 Reg S	PH	USD	3,402	3,495	0.01
Tencent Music 1.375% 03/09/2025	KY	USD	3,377	3,379	0.01
Turk Telekomunikasyon 4.875% 19/06/2024 Reg S	TR	USD	1,378	1,335	0.00
Bharti Airtel Int'l 5.35% 20/05/2024 Reg S	NL	USD	1,201	1,306	0.00
Turkcell Iletisim Hizmetleri 5.75% 15/10/2025 Reg S	TR	USD	281	281	0.00
SingTel Group Treasury 2.375% 03/10/2026 EMTN	SG	USD	250	267	0.00
Axiata SPV2 4.357% 24/03/2026 EMTN	MY	USD	175	199	0.00
HKT Capital 3.00% 14/07/2026	VG	USD	100	107	0.00
				604,714	1.31

증권 자격 취득 또는 기타 통제 된 시장 에서 죽음을 맞게

에너지

Petroleos Mexicanos 6.875% 04/08/2026	MX	USD	13,544	13,035	0.03
Tengizchevroil Finance 3.25% 15/08/2030 Reg S	BM	USD	7,159	7,259	0.02
Petroleos Mexicanos 5.35% 12/02/2028	MX	USD	8,439	7,219	0.02
Petroleos Mexicanos 6.49% 23/01/2027	MX	USD	4,691	4,364	0.01
Geopark 5.50% 17/01/2027 Reg S	BM	USD	4,599	4,059	0.01
Petroleos Mexicanos 6.84% 23/01/2030	MX	USD	3,263	2,917	0.01
Oil and Gas Holding 7.50% 25/10/2027 Reg S	BH	USD	2,307	2,440	0.01
Petroleos Mexicanos 5.625% 23/01/2046	MX	USD	2,813	2,084	0.00
Vivo Energy 5.125% 24/09/2027 Reg S	NL	USD	1,097	1,145	0.00
YPF 8.50% 23/03/2025 Reg S	AR	USD	1,665	1,074	0.00
Tecpetrol 4.875% 12/12/2022 Reg S	AR	USD	394	369	0.00
CNPC General Capital 3.40% 16/04/2023 Reg S	VG	USD	100	106	0.00
				46,071	0.10

유틸리티

Comision Federal de Electric 5.00% 30/07/2049 EMTN	MX	USD	35,173	36,755	0.08
Infraestr. Energetica Nova 4.75% 15/01/2051 Reg S	MX	USD	11,252	10,616	0.02
Empresa Electrica Guacolda 4.56% 30/04/2025 Reg S	CL	USD	2,636	2,102	0.00
Consorcio 4.70% 16/04/2034 Reg S	PE	USD	1,730	2,063	0.00
AES Gener 7.125% VRN 26/03/2079 Reg S	CL	USD	1,505	1,562	0.00
Generacion Mediterranea 9.625% 27/07/2023 Reg S	AR	USD	2,223	1,138	0.00
Kallpa Generacion 4.875% 24/05/2026 Reg S	PE	USD	563	608	0.00
Energuate Trust 5.875% 03/05/2027 Reg S	KY	USD	338	348	0.00
Infraestructura Energetica 3.75% 14/01/2028 Reg S	MX	USD	309	309	0.00
Empresa Distribuidora 9.75% 25/10/2022 Reg S	AR	USD	394	295	0.00
				55,796	0.12

소재

Syngenta Finance 5.676% 24/04/2048 Reg S	NL	USD	200,000	217,810	0.47
Newcastle 4.40% 29/09/2027 Reg S	AU	USD	206,516	202,442	0.44
Braskem America 7.125% 22/07/2041 Reg S	US	USD	9,648	10,336	0.02
Syngenta Finance 5.182% 24/04/2028 144A	NL	USD	7,982	8,738	0.02
Syngenta Finance 5.182% 24/04/2028 Reg S	NL	USD	6,378	6,982	0.02
Braskem Finance 6.45% 03/02/2024	KY	USD	3,431	3,666	0.01
First Quantum Minerals 6.875% 01/03/2026 144A	CA	USD	3,193	3,175	0.01
Syngenta Finance 4.892% 24/04/2025 Reg S	NL	USD	2,301	2,496	0.01
First Quantum Minerals 7.25% 01/04/2023 Reg S	CA	USD	2,457	2,473	0.01
Braskem Netherland 4.50% 31/01/2030 Reg S	NL	USD	2,532	2,341	0.01
First Quantuam Minerals 6.875% 15/10/2027 144A	CA	USD	2,165	2,165	0.00
First Quantum Minerals 7.25% 01/04/2023 144A	CA	USD	563	566	0.00
First Quantum Minerals 6.875% 01/03/2026 Reg S	CA	USD	394	392	0.00
Votorantim 7.25% 05/04/2041 Reg S	LU	USD	295	378	0.00
GTL Trade Finance 5.893% 29/04/2024 Reg S	VG	USD	281	310	0.00
Vedanta Resources 8.25% 07/06/2021 Reg S	GB	USD	113	99	0.00
				464,369	1.01

산업재

Empresa Trans. Pasajero 4.70% 07/05/2050 Reg S	CL	USD	10,858	13,224	0.03
Adani Ports&Special Econ. 4.375% 03/07/2029 Reg S	IN	USD	6,145	6,218	0.01
Prumo Investimentos 7.50% 31/12/2031 Reg S	BR	USD	3,772	4,031	0.01
Avolon Holdings Funding 4.375% 01/05/2026 144A	KY	USD	4,079	3,966	0.01
Transurban Finance 2.45% 16/03/2031 Reg S	AU	USD	2,676	2,729	0.01
Elementia 5.50% 15/01/2025 Reg S	MX	USD	2,335	2,343	0.01
DAE Funding 4.50% 01/08/2022 144A	US	USD	2,150	2,171	0.00
DAE Funding 5.00% 01/08/2024 Reg S	US	USD	422	427	0.00
Hutchison Whampoa Int'l 7.45% 24/11/2033 Reg S	KY	USD	100	156	0.00
SMBC Aviation Capital Fin. 2.65% 15/07/2021 Reg S	IE	USD	100	101	0.00
				35,366	0.08

정보 기술

Weibo 1.25% 15/11/2022	KY	USD	26,659	25,893	0.06
IHS Netherlands 7.125% 18/03/2025 Reg S	NL	USD	3,376	3,426	0.01
IHS Netherlands 8.00% 18/09/2027 Reg S	NL	USD	1,716	1,755	0.00
				31,074	0.07

소비재

GEMS Education Delaware 7.125% 31/07/2026 Reg S	SU	USD	206,568	204,761	0.45
Wynn Macau 5.125% 15/12/2029 Reg S	KY	USD	83,682	77,598	0.17
Melco Resorts Finance 5.625% 17/07/2027 Reg S	KY	USD	64,649	65,773	0.14
Sands China 4.375% 18/06/2030 Reg S	KY	USD	14,994	15,415	0.03
Nissan Motor 4.81% 17/09/2030 Reg S	JP	USD	12,506	12,599	0.03
Nissan Motor 4.345% 17/09/2027 Reg S	JP	USD	9,305	9,347	0.02
Sands China 3.80% 08/01/2026 Reg S	KY	USD	3,927	4,032	0.01
VTR Finance 6.375% 15/07/2028 Reg S	NL	USD	2,925	3,127	0.01
LCPR Senior Secured Fin 6.75% 15/10/2027 144A	IE	USD	1,474	1,568	0.00
				394,220	0.86

소비재

Walnut Bidco 9.125% 01/08/2024 Reg S	GB	USD	5,626	5,777	0.01
				5,777	0.01

건강

Takeda Pharmaceutical 3.175% 09/07/2050	JP	USD	4,402	4,486	0.01
Takeda Pharmaceutical 3.375% 09/07/2060	JP	USD	2,614	2,732	0.01
				7,218	0.02

금융

China Development Bank 4.88% 09/02/2028	CN	CNY	5,024,832	807,851	1.76
Westpac Banking 5.00% VRN (Perpetual)	AU	USD	412,002	417,552	0.91
China Development Bank 3.05% 25/08/2026	CN	CNY	1,354,402	195,688	0.43
JPMorgan Chase Bank 0.125% 01/01/2023	US	USD	129,325	168,123	0.37
China Development Bank 3.68% 26/02/2026	CN	CNY	993,228	149,404	0.32
Bangkok Bank 9.025% 15/03/2029 Reg S	TH	USD	100,000	137,709	0.30
China Development Bank 3.65% 21/05/2029	CN	CNY	406,321	60,270	0.13
Hyundai Capital America 6.375% 08/04/2030 Reg S	US	USD	28,893	36,979	0.08
Bangkok Bank 3.733% VRN 25/09/2034 Reg S	TH	USD	36,257	35,619	0.08
Citigroup 0.00% 21/12/2020 EMTN	PK	PKR	5,348,216	33,094	0.07
China Development Bank 4.24% 24/08/2027	CN	CNY	135,440	21,053	0.05
China Development Bank 3.18% 05/04/2026	CN	CNY	135,440	19,911	0.04
China Development Bank 3.80% 25/01/2036	CN	CNY	135,440	19,845	0.04
Banco Nacional de Panama 2.50% 11/08/2030 Reg S	PA	USD	12,475	12,410	0.03
Yapi ve Kredi Bank 13.875% VRN (Perpetual) Reg S	TR	USD	9,255	9,810	0.02
QBE Insurance Group 5.875% VRN (Perpetual) Reg S	AU	USD	7,679	8,216	0.02
Hyundai Capital America 5.875% 07/04/2025 Reg S	US	USD	6,228	7,259	0.02
Macquarie 3.624% 03/06/2030 Reg S	AU	USD	5,028	5,298	0.01
Global Aircraft Leasing 6.50% 15/09/2024 144A	KY	USD	7,838	5,271	0.01
Unifin Financiera 8.375% 27/01/2028 Reg S	MX	USD	5,626	4,512	0.01
Itau Unibanco Holding 4.625% VRN (Perpetual) Reg S	BR	USD	5,063	4,385	0.01
Alpha Holding 9.00% 10/02/2025 Reg S	MX	USD	4,937	3,704	0.01
QBE Insurance Group 5.875% VRN (Perpetual) 144A	AU	USD	3,439	3,680	0.01
Oversea-Chinese Bkg 1.832% VRN 10/09/2030 Reg S	SG	USD	2,476	2,471	0.01
Banco BTG Pactual 7.75% VRN 15/02/2029 Reg S	BR	USD	2,363	2,428	0.01
HSBC Holdings 6.375% VRN (Perpetual)	GB	USD	2,251	2,345	0.01
Global Aircraft Leasing 6.50% 15/09/2024 Reg S	KY	USD	3,347	2,251	0.00

현재 투자종목 명세서서 2020년 10월 31일

	국가 코드	CCY	주식 또는 명목	시가(USD)	% 순자산
Banco Do Brasil 9.00% VRN (Perpetual) Reg S	BR	USD	1,969	2,147	0.00
				2,179,285	**4.74**
부동산					
Yuzhou Properties 8.375% 30/10/2024	KY	USD	242,922	252,297	0.55
China Evergrande Group 8.90% 24/05/2021	KY	USD	21,723	20,793	0.05
Agile Group Holdings 5.75% 02/01/2025 Reg S	KY	USD	19,195	19,146	0.04
Yuzhou Properties 8.50% 26/02/2024	KY	USD	13,730	14,314	0.03
Agile Group Holdings 9.50% 23/11/2020	KY	USD	113	113	0.00
				306,663	**0.67**
정부					
China 3.97% 23/07/2048	CN	CNY	3,316,027	503,023	1.09
Malaysia 3.828% 05/07/2034	MY	MYR	1,800,000	467,631	1.02
China 3.12% 05/12/2026	CN	CNY	2,815,979	419,655	0.91
China 2.90% 05/05/2026	CN	CNY	1,489,842	220,551	0.48
China 3.86% 22/07/2049	CN	CNY	1,451,467	216,468	0.47
China 3.54% 16/08/2028	CN	CNY	1,083,522	165,522	0.36
China 3.25% 06/06/2026	CN	CNY	677,201	102,029	0.22
South Africa 7.00% 28/02/2031	ZA	ZAR	1,928,860	97,312	0.21
China 3.29% 23/05/2029	CN	CNY	586,908	88,199	0.19
China 2.74% 04/08/2026	CN	CNY	586,908	86,185	0.19
South Africa 8.00% 31/01/2030	ZA	ZAR	1,480,596	83,946	0.18
South Africa 8.25% 31/03/2032	ZA	ZAR	1,305,160	69,154	0.15
Serbia 5.875% 08/02/2028	RS	RSD	5,459,743	63,600	0.14
China 2.85% 04/06/2027	CN	CNY	422,138	61,591	0.13
Colombia 6.00% 28/04/2028	CO	COP	216,996,142	58,811	0.13
China 3.39% 16/03/2050	CN	CNY	406,321	55,541	0.12
South Africa 8.875% 28/02/2035	ZA	ZAR	824,126	42,481	0.09
China 3.59% 03/08/2027	CN	CNY	225,734	34,613	0.08
Brazil Letras 0.00% 01/07/2023	BR	BRL	176,851	26,496	0.06
China 1.99% 09/04/2025	CN	CNY	176,851	25,293	0.05
China 2.36% 02/07/2023	CN	CNY	159,166	23,434	0.05
Malaysia 4.065% 15/06/2050	MY	MYR	93,766	23,257	0.05
Ukraine 16.75% 16/06/2021	UA	UAH	624,435	22,892	0.05
China 3.52% 04/05/2027	CN	CNY	135,440	20,614	0.04
Brazil Letras 0.00% 01/01/2024	BR	BRL	141,481	20,312	0.04
Russia 7.25% 10/05/2034	RU	RUB	1,457,252	19,825	0.04
China 3.13% 21/11/2029	CN	CNY	128,394	19,062	0.04
Turkey 10.50% 11/08/2027	TR	TRY	166,594	16,941	0.04
Russia 6.90% 23/05/2029	RU	RUB	1,174,290	15,727	0.03
China 2.68% 21/05/2030	CN	CNY	109,294	15,666	0.03
Russia 8.15% 03/02/2027	RU	RUB	1,061,106	15,153	0.03
Colombia 10.00% 24/07/2024	CO	COP	42,444,233	13,387	0.03
Russia 7.65% 10/04/2030	RU	RUB	937,310	13,126	0.03
Turkey 11.00% 02/03/2022	TR	TRY	106,111	12,196	0.03
Panama 4.50% 01/04/2056	PA	USD	9,683	11,983	0.03
Russia 6.00% 06/10/2027	RU	RUB	884,255	11,286	0.02
Malaysia 3.885% 15/08/2029	MY	MYR	39,261	10,373	0.02
Hungary 1.50% 22/04/2026	HU	HUF	2,829,616	8,901	0.02
Ukraine 18.00% 24/03/2021	UA	UAH	210,704	7,645	0.02
Mexico 5.00% 27/04/2051	MX	USD	6,462	7,390	0.02
Malaysia 3.48% 15/03/2023	MY	MYR	28,296	7,082	0.02
Bermuda 3.375% 20/08/2050 Reg S	BM	USD	6,512	6,829	0.01
China 3.52% 25/04/2046	CN	CNY	45,147	6,402	0.01
Russia 7.70% 16/03/2039	RU	RUB	353,702	5,070	0.01
Russia 7.10% 16/10/2024	RU	RUB	353,702	4,757	0.01
Russia 7.00% 16/08/2023	RU	RUB	353,702	4,704	0.01
South Africa 8.75% 28/02/2048	ZA	ZAR	97,975	4,588	0.01
Pakistan 6.875% 05/12/2027 Reg S	PK	USD	4,501	4,417	0.01
Colombia 7.00% 30/06/2032	CO	COP	14,395,669	3,980	0.01
Turkey 12.40% 08/03/2028	TR	TRY	33,920	3,739	0.01
Surinam 9.25% 26/10/2026 Reg S	SR	USD	6,596	3,529	0.01
Philippine 6.375% 15/01/2032	PH	USD	2,176	3,076	0.01
Ukraine 15.84% 26/02/2025	UA	UAH	67,722	2,673	0.01
Ghana 24.75% 19/07/2021	GH	GHS	13,094	2,361	0.01
Philippine 6.25% 14/01/2036	PH	PHP	84,888	2,256	0.00
Poland 1.25% 25/10/2030	PL	PLN	8,135	2,068	0.00
Uruguay 9.875% 20/06/2022 Reg S	UY	UYU	73,924	1,778	0.00
Uruguay 8.50% 15/03/2028 Reg S	UY	UYU	63,136	1,544	0.00
Ukraine 15.70% 20/01/2021	UA	UAH	31,392	1,119	0.00
Argentina 0.125% 09/01/2038	AR	EUR	2,129	868	0.00
Ukraine 16.75% 02/06/2021	UA	UAH	19,691	718	0.00
				3,270,829	**7.11**
커뮤니케이션 서비스					
Kenbourne Invest 6.875% 26/11/2024 Reg S	LU	USD	6,892	7,210	0.02
				7,210	**0.02**

목록에 없음

	국가 코드	CCY	주식 또는 명목	시가(USD)	% 순자산
에너지					
Nostrum O&G 8.00% 25/07/2022 Reg S (Defaulted)	NL	USD	6,006	1,591	0.00
PDVSA 5.50% 12/04/2037 (Defaulted)	VE	USD	29,817	1,163	0.00
Nostrum Oil & Gas Finance 7.00% 16/02/2025 Reg S	NL	USD	3,249	828	0.00
PDVSA 6.00% 15/11/2026 Reg S (Defaulted)	VE	USD	8,439	329	0.00
PDVSA 6.00% 16/05/2024 Reg S (Defaulted)	VE	USD	1,125	46	0.00
PDVSA 9.00% 17/11/2021 Reg S (Defaulted)	VE	USD	1,125	44	0.00
PDVSA 12.75% 17/02/2022 Reg S (Defaulted)	VE	USD	1,125	44	0.00
Lebanon 7.00% 22/04/2031 (Defaulted)	LB	USD	197	29	0.00
				4,074	**0.01**
소재					
Sino-Forest 6.25% 21/10/2017 144A (Defaulted)*	CA	USD	4,056	0	0.00
Sino Forest 0.00% 28/07/2014 (Defaulted)*	CA	USD	371	0	0.00
				0	**0.00**
산업재					
Blue Skyview 15.758% VRN (Perpetual) (Defaulted)	VG	USD	35,870	9,033	0.02
Jain Int'l Trading 7.125% 01/02/2022 (Defaulted)	NL	USD	2,799	546	0.00
ITNL Offshore 7.50% 18/01/2021 (Defaulted)	SG	CNY	17,841	333	0.00
China City Int'l 5.35% 03/07/2017 (Defaulted)*	HK	CNY	31,991	143	0.00
				10,055	**0.02**
정보 기술					
Nuoxi Capital 5.35% 24/01/2023 (Defaulted)	VG	USD	10,764	1,076	0.00
				1,076	**0.00**
소비재					
Top Wise Excellence 6.00% 16/03/2020 (Defaulted)	VG	USD	8,129	882	0.00
				882	**0.00**
금융					
Tianjin State-OCI. & Management. 1.60% 17/12/2039*	CN	USD	38,052	7,801	0.02
Stoneway Cap. 10.00% 01/03/2027 Reg S (Defaulted)	CA	USD	13,201	4,653	0.01
JPM (Indonesia) CLN 7.00% 19/05/2027 EMTN	ID	IDR	55,591,334	3,958	0.01
Yihua Overseas Invest. 8.50% 23/10/2020 (Defaulted)	VG	USD	15,629	1,250	0.00
JPM (Colombia) CLN 0.00% 26/07/2024	CO	COP	884,255	279	0.00
Bulgaria Steel Fin. 12.00% 04/05/2013 (Defaulted)*	NL	EUR	169	0	0.00
				17,941	**0.04**
부동산					
JGC Ventures 10.75% 30/08/2021 (Defaulted)	SG	USD	1,944	797	0.00
				797	**0.00**
정부					
Ghana 19.50% 09/11/2020	GH	GHS	62,426	10,823	0.02
Lebanon 6.85% 25/05/2029 (Defaulted) EMTN	LB	USD	30,103	4,440	0.01
Lebanon 6.10% 04/10/2022 EMTN (Defaulted)	LB	USD	26,603	4,105	0.01
Lebanon 6.75% 29/11/2027 (Defaulted)	LB	USD	19,322	2,870	0.01
Lebanon 6.65% 26/02/2030 GMTN (Defaulted)	LB	USD	19,078	2,814	0.01
Lebanon 6.20% 26/02/2025 (Defaulted) GMTN	LB	USD	14,307	2,136	0.00
Lebanon 8.20% 17/05/2033 (Defaulted)	LB	USD	14,627	2,084	0.00
Lebanon 6.25% 12/06/2025 (Defaulted)	LB	USD	7,469	1,112	0.00
Lebanon 6.85% 23/03/2027 (Defaulted)	LB	USD	5,865	875	0.00
Lebanon 7.05% 02/11/2035 GMTN (Defaulted)	LB	USD	5,626	851	0.00
Lebanon 8.25% 17/05/2034 (Defaulted)	LB	USD	5,626	802	0.00
Lebanon 6.375% 09/03/2020 GMTN (Defaulted)	LB	USD	4,248	737	0.00
Lebanon 7.25% 23/03/2037 (Defaulted)	LB	USD	4,627	698	0.00
Venezuela 7.00% 31/03/2038 (Defaulted)	VE	USD	6,751	651	0.00
Lebanon 7.15% 20/11/2031 GMTN (Defaulted)	LB	USD	4,219	616	0.00
Lebanon 6.40% 26/05/2023 GMTN (Defaulted)	LB	USD	2,349	353	0.00
Lebanon 6.15% 19/06/2020 GMTN (Defaulted)	LB	USD	1,969	333	0.00
Lebanon 6.65% 22/04/2024 (Defaulted)	LB	USD	1,955	292	0.00
Venezuela 9.00% 07/05/2023 (Defaulted)	VE	USD	2,813	271	0.00
Lebanon 8.25% 12/04/2021 Reg S (Defaulted)	LB	USD	1,294	209	0.00
Lebanon 6.25% 04/11/2024 GMTN (Defaulted)	LB	USD	1,364	203	0.00
Lebanon 6.00% 27/01/2023 (Defaulted)	LB	USD	1,210	183	0.00
Lebanon 6.65% 03/11/2028 GMTN (Defaulted)	LB	USD	886	131	0.00
				37,589	**0.08**
단주				(3)	(0.00)
총 투자 (비용 USD 43,559,753)				**42,846,523**	**93.16**

신용 디폴트 스왑 (Credit Default Swap)

	CCY	기본 노출	미실현 이익 / (손실) USD	% 순자산
매수 보호 브라질 4.25% 20/06/2025	USD	1,450,000	66,350	0.14

현재 투자종목 명세서서 2020년 10월 31일

	CCY	기본 노출	미실현 이익 / (손실) USD	% 순자산
매도 보호 CDX NA HY S35 5 년 20/12/202	USD	483,602	17,184	0.04
매도 보호 iTraxx Xover S34 20/12/2025	EUR	103,545	7,250	0.02
매도 보호 CDX NA HY S26 5 년 20/06/2021	USD	293,254	4,970	0.01
매수 보호 브라질 4.25% 20/12/2025	USD	66,104	3,758	0.01
매도 보호 CDX NA HY S25 5 년 20/12/2020	USD	580,109	3,085	0.01
매수 보호 CDX EM CDSI S33 5 년 20/06/202	USD	33,474	1,059	0.00
매도 보호 인도네시아 3.7% 20/06/2025	USD	12,337	65	0.00
매수 보호 CDX EM CDSI S34 5 year 20/12/202	USD	281	16	0.00
매도 보호 South Africa 5.875% 20/06/2025	USD	45,570	(3,258)	(0.01)
매수 보호 인도네시아 3.7% 20/06/2025	USD	1,000,000	(5,261)	(0.01)
매도 보호 터키 11.875% 20/12/2025	USD	58,819	(11,596)	(0.03)
매수 보호 iTraxx Shell 20/12/2025	USD	2,000,000	(29,150)	(0.06)
			54,472	0.12

선물환 계약

	기본 노출 USD	미실현 이익 / (손실) USD	% 순자산
구입 KRW 판매 USD 에 1185.18600 12/11/2020	489,455	21,573	0.05
구입 MXN 판매 USD 에 22.65785 12/11/2020	242,517	15,750	0.03
구입 CNY 판매 USD 에 7.17420 29/03/2021	209,083	12,648	0.03
구입 USD 판매 NOK 에 0.11326 12/11/2020	154,776	12,402	0.03
구입 USD 판매 AUD 에 0.71895 12/11/2020	521,650	11,810	0.03
구입 MXN 판매 USD 에 22.31026 29/12/2020	271,803	11,730	0.03
구입 KRW 판매 USD 에 1185.38000 12/11/2020	254,989	11,283	0.02
구입 ZAR 판매 USD 에 17.01334 29/12/2020	272,492	11,071	0.02
구입 PHP 판매 USD 에 49.35000 12/11/2020	530,456	9,911	0.02
구입 USD 판매 HUF 에 0.00342 12/11/2020	126,186	9,821	0.02
구입 USD 판매 EUR 에 1.18657 12/11/2020	511,033	9,336	0.02
구입 USD 판매 AUD 에 0.71980 12/11/2020	373,311	8,901	0.02
구입 CNY 판매 USD 에 6.98950 29/09/2021	429,215	8,889	0.02
구입 USD 판매 HUF 에 0.00324 12/11/2020	449,373	8,667	0.02
구입 USD 판매 TRY 에 0.13219 12/11/2020	69,845	7,862	0.02
구입 MXN 판매 USD 에 22.58640 12/11/2020	103,070	6,348	0.01
구입 NZD 판매 USD 에 1.53290 12/11/2020	371,845	5,612	0.01
구입 ZAR 판매 USD 에 17.54300 12/11/2020	70,703	5,599	0.01
구입 USD 판매 NOK 에 0.10910 12/11/2020	131,392	5,310	0.01
구입 USD 판매 AUD 에 0.72572 12/11/2020	144,825	4,674	0.01
구입 IDR 판매 USD 에 15090.00002 23/12/2020	271,714	4,383	0.01
구입 JPY 판매 USD 에 105.40960 12/11/2020	534,373	4,372	0.01
구입 KRW 판매 USD 에 1188.54998 12/11/2020	87,725	4,127	0.01
구입 KRW 판매 USD 에 1160.60000 12/11/2020	181,774	4,075	0.01
구입 USD 판매 PLN 에 0.26231 12/11/2020	104,281	4,015	0.01
구입 MXN 판매 USD 에 22.37407 12/11/2020	77,049	3,976	0.01
구입 USD 판매 AUD 에 0.73302 12/11/2020	92,800	3,958	0.01
구입 USD 판매 HUF 에 0.00327 12/11/2020	129,072	3,847	0.01
구입 USD 판매 SEK 에 0.11580 12/11/2020	129,947	3,799	0.01
구입 USD 판매 RUB 에 0.01350 12/11/2020	49,642	3,615	0.01
구입 MYR 판매 USD 에 4.18990 12/11/2020	475,559	3,532	0.01
구입 USD 판매 PLN 에 0.26296 12/11/2020	81,493	3,345	0.01
구입 USD 판매 COP 에 0.00026 12/11/2020	306,947	3,284	0.01
구입 USD 판매 SEK 에 0.11410 12/11/2020	232,442	3,283	0.01
구입 ZAR 판매 USD 에 17.42440 12/11/2020	45,069	3,240	0.01
구입 KRW 판매 USD 에 1181.55994 12/11/2020	76,964	3,146	0.01
구입 USD 판매 BRL 에 0.18676 12/11/2020	43,920	3,143	0.01
구입 USD 판매 EUR 에 1.19881 12/11/2020	108,371	3,118	0.01
구입 USD 판매 NOK 에 0.11146 12/11/2020	49,180	3,096	0.01
구입 USD 판매 PLN 에 0.26773 12/11/2020	47,443	2,844	0.01
구입 KRW 판매 USD 에 1184.53997 12/11/2020	65,141	2,834	0.01
구입 ZAR 판매 USD 에 16.63130 12/11/2020	116,151	2,684	0.01
구입 USD 판매 PEN 에 0.28079 12/11/2020	164,426	2,427	0.01
구입 PHP 판매 USD 에 49.35200 12/11/2020	128,641	2,409	0.01
구입 USD 판매 INR 에 0.01357 12/11/2020	274,562	2,388	0.01
구입 USD 판매 SEK 에 0.11438 12/11/2020	142,435	2,374	0.01
구입 USD 판매 BRL 에 0.18467 12/11/2020	38,641	2,303	0.01
구입 KRW 판매 USD 에 1189.74997 12/11/2020	46,457	2,234	0.00
구입 MXN 판매 USD 에 22.11497 12/11/2020	56,387	2,223	0.00
구입 USD 판매 PLN 에 0.25723 12/11/2020	115,977	2,131	0.00
구입 ZAR 판매 USD 에 17.49091 12/11/2020	27,905	2,120	0.00
구입 USD 판매 AUD 에 0.72465 12/11/2020	63,976	1,967	0.00
구입 KRW 판매 USD 에 1162.22995 12/11/2020	80,955	1,931	0.00
구입 USD 판매 HUF 에 0.00328 12/11/2020	59,438	1,913	0.00
구입 THB 판매 USD 에 31.33000 15/12/2020	383,019	1,910	0.00
구입 USD 판매 RUB 에 0.01281 12/11/2020	106,149	1,902	0.00
구입 USD 판매 NOK 에 0.10729 12/11/2020	81,897	1,895	0.00
구입 USD 판매 SEK 에 0.11468 12/11/2020	90,681	1,747	0.00
구입 INR 판매 USD 에 74.82000 12/11/2020	253,516	1,716	0.00
구입 TWD 판매 USD 에 28.58550 12/11/2020	698,009	1,570	0.00
구입 CLP 판매 USD 에 778.27000 12/11/2020	244,132	1,536	0.00
구입 USD 판매 EUR 에 1.17503 12/11/2020	182,949	1,530	0.00
구입 USD 판매 BRL 에 0.18349 12/11/2020	27,904	1,473	0.00
구입 JPY 판매 USD 에 105.67820 12/11/2020	134,086	1,442	0.00
구입 USD 판매 AUD 에 0.71603 12/11/2020	76,631	1,416	0.00
구입 NZD 판매 USD 에 1.52459 12/11/2020	145,613	1,397	0.00
구입 USD 판매 RUB 에 0.01349 12/11/2020	19,175	1,384	0.00
구입 USD 판매 SEK 에 0.11562 12/11/2020	48,603	1,345	0.00
구입 USD 판매 NZD 에 0.66639 12/11/2020	209,919	1,325	0.00
구입 CLP 판매 USD 에 803.88000 12/11/2020	33,125	1,305	0.00
구입 USD 판매 EUR 에 1.18578 12/11/2020	72,247	1,271	0.00
구입 USD 판매 AUD 에 0.71767 12/11/2020	60,461	1,259	0.00
구입 USD 판매 HUF 에 0.00323 12/11/2020	67,854	1,250	0.00
구입 MXN 판매 USD 에 22.70425 12/11/2020	18,609	1,249	0.00
구입 INR 판매 USD 에 75.65000 12/11/2020	68,460	1,228	0.00
구입 IDR 판매 USD 에 14982.00000 12/11/2020	59,847	1,220	0.00
구입 USD 판매 CAD 에 0.76056 12/11/2020	95,377	1,215	0.00
구입 TWD 판매 USD 에 29.16500 12/11/2020	53,729	1,213	0.00
구입 KRW 판매 USD 에 1181.56000 12/11/2020	29,216	1,194	0.00
구입 JPY 판매 USD 에 105.32110 12/11/2020	161,630	1,186	0.00
구입 IDR 판매 USD 에 14962.99934 12/11/2020	61,087	1,166	0.00
구입 KRW 판매 USD 에 1188.55000 12/11/2020	24,171	1,137	0.00
구입 USD 판매 CAD 에 0.76014 12/11/2020	90,120	1,097	0.00
구입 MYR 판매 USD 에 4.18000 12/11/2020	217,225	1,096	0.00
구입 USD 판매 INR 에 0.01355 12/11/2020	153,966	1,084	0.00
구입 CLP 판매 USD 에 795.99999 12/11/2020	36,382	1,063	0.00
구입 USD 판매 GBP 에 1.31793 12/11/2020	59,594	1,031	0.00
구입 USD 판매 RUB 에 0.01353 12/11/2020	13,415	1,004	0.00
구입 TWD 판매 USD 에 29.14500 12/11/2020	45,531	996	0.00
구입 USD 판매 COP 에 0.00027 12/11/2020	24,540	975	0.00
구입 USD 판매 PLN 에 0.26980 12/11/2020	14,287	974	0.00
구입 USD 판매 NZD 에 0.66985 12/11/2020	83,438	963	0.00
구입 CLP 판매 USD 에 785.48001 12/11/2020	61,089	954	0.00
구입 USD 판매 SEK 에 0.11390 12/11/2020	75,943	942	0.00
구입 TWD 판매 USD 에 29.10210 12/11/2020	45,770	932	0.00
구입 CNY 판매 USD 에 6.99235 12/11/2020	20,748	913	0.00
구입 NZD 판매 USD 에 1.52490 12/11/2020	91,153	893	0.00
구입 USD 판매 SEK 에 0.11489 12/11/2020	41,065	869	0.00
구입 USD 판매 SEK 에 0.11382 12/11/2020	74,255	864	0.00
구입 CLP 판매 USD 에 795.35500 12/11/2020	30,153	856	0.00
구입 USD 판매 EUR 에 1.18235 12/11/2020	58,264	854	0.00
구입 USD 판매 ILS 에 0.29443 12/11/2020	212,086	795	0.00
구입 TWD 판매 USD 에 28.97000 12/11/2020	47,118	741	0.00
구입 INR 판매 USD 에 75.28000 12/11/2020	57,000	739	0.00
구입 USD 판매 INR 에 0.01352 12/11/2020	154,496	734	0.00
구입 USD 판매 GBP 에 1.30398 12/11/2020	111,415	727	0.00
구입 USD 판매 TRY 에 0.12572 12/11/2020	12,442	723	0.00
구입 USD 판매 EUR 에 1.19250 12/11/2020	30,297	708	0.00
구입 USD 판매 EUR 에 1.17277 12/11/2020	108,371	697	0.00
구입 USD 판매 TRY 에 0.13102 12/11/2020	6,772	696	0.00
구입 USD 판매 BRL 에 0.18217 12/11/2020	14,515	657	0.00
구입 MXN 판매 USD 에 22.26789 12/11/2020	14,028	654	0.00
구입 USD 판매 CAD 에 0.75606 12/11/2020	96,879	653	0.00
구입 JPY 판매 USD 에 105.44390 12/11/2020	76,638	652	0.00
구입 MXN 판매 USD 에 22.68070 12/11/2020	9,808	648	0.00
구입 KRW 판매 USD 에 1162.23000 12/11/2020	25,549	609	0.00
구입 USD 판매 CZK 에 0.04549 12/11/2020	9,451	608	0.00
구입 USD 판매 EUR 에 1.18349 12/11/2020	38,454	601	0.00
구입 USD 판매 HUF 에 0.00331 12/11/2020	14,085	579	0.00
구입 USD 판매 AUD 에 0.70494 12/11/2020	209,504	568	0.00
구입 CNY 판매 USD 에 6.88091 12/11/2020	19,511	534	0.00
구입 JPY 판매 USD 에 105.41722 12/11/2020	62,409	515	0.00
구입 USD 판매 TRY 에 0.13210 12/11/2020	4,473	500	0.00
구입 USD 판매 CAD 에 0.76042 12/11/2020	36,799	462	0.00
구입 USD 판매 CZK 에 0.04539 12/11/2020	7,345	454	0.00
구입 USD 판매 CAD 에 0.75930 12/11/2020	38,301	423	0.00
구입 KRW 판매 USD 에 1187.75000 14/12/2020	9,311	423	0.00
구입 IDR 판매 USD 에 14834.00026 12/11/2020	40,594	418	0.00
구입 USD 판매 TRY 에 0.12947 12/11/2020	4,648	417	0.00
구입 JPY 판매 USD 에 105.97211 12/11/2020	30,659	416	0.00
구입 USD 판매 HUF 에 0.00319 12/11/2020	71,823	374	0.00
구입 THB 판매 USD 에 31.52200 12/11/2020	32,595	369	0.00
구입 USD 판매 PEN 에 0.27718 12/11/2020	206,495	352	0.00
구입 USD 판매 GBP 에 1.30993 12/11/2020	31,093	346	0.00
구입 USD 판매 HUF 에 0.00321 12/11/2020	28,755	334	0.00
구입 TWD 판매 USD 에 28.08500 19/01/2021	193,413	329	0.00
구입 MXN 판매 USD 에 22.72786 12/11/2020	4,597	314	0.00
구입 KRW 판매 USD 에 1168.68000 04/01/2021	10,781	311	0.00
구입 IDR 판매 USD 에 14925.00001 12/11/2020	18,747	309	0.00
구입 CLP 판매 USD 에 795.50000 12/11/2020	10,505	300	0.00
구입 USD 판매 PEN 에 0.27783 12/11/2020	73,405	299	0.00
구입 USD 판매 CAD 에 0.76265 12/11/2020	18,775	291	0.00
구입 USD 판매 NZD 에 0.66598 12/11/2020	48,341	275	0.00
구입 IDR 판매 USD 에 14785.00000 12/11/2020	38,277	266	0.00
구입 USD 판매 HUF 에 0.00326 12/11/2020	9,830	254	0.00
구입 CLP 판매 USD 에 785.48000 12/11/2020	15,589	243	0.00
구입 USD 판매 BRL 에 0.17832 12/11/2020	10,434	242	0.00
구입 USD 판매 CAD 에 0.75265 12/11/2020	107,393	237	0.00
구입 CNY 판매 USD 에 6.80200 12/11/2020	14,585	227	0.00
구입 USD 판매 SEK 에 0.11385 12/11/2020	19,014	226	0.00

현재 투자종목 명세서서 2020년 10월 31일

	기본 노출 USD	미실현 이익 / (손실) USD	% 순자산
구입 ZAR 판매 USD 에 16.74316 12/11/2020	6,795	204	0.00
구입 USD 판매 SGD 에 0.73780 12/11/2020	26,362	199	0.00
구입 USD 판매 RON 에 0.24069 12/11/2020	34,925	188	0.00
구입 MXN 판매 USD 에 21.32388 12/11/2020	82,536	185	0.00
구입 USD 판매 HUF 에 0.00340 12/11/2020	2,613	184	0.00
구입 USD 판매 RUB 에 0.01261 12/11/2020	91,531	173	0.00
구입 IDR 판매 USD 에 14811.00000 12/11/2020	19,583	171	0.00
구입 SEK 판매 USD 에 9.01063 04/01/2021	11,332	166	0.00
구입 ZAR 판매 USD 에 17.07546 12/11/2020	3,153	159	0.00
구입 JPY 판매 USD 에 105.56798 12/11/2020	16,113	156	0.00
구입 PHP 판매 USD 에 49.21700 13/11/2020	9,107	144	0.00
구입 USD 판매 KRW 에 0.00089 12/11/2020	18,598	143	0.00
구입 CLP 판매 USD 에 801.75000 12/11/2020	3,784	139	0.00
구입 USD 판매 RUB 에 0.01310 12/11/2020	3,113	128	0.00
구입 PHP 판매 USD 에 48.54000 12/11/2020	62,279	122	0.00
구입 ZAR 판매 USD 에 16.93002 12/11/2020	2,901	120	0.00
구입 USD 판매 TRY 에 0.13213 12/11/2020	1,039	116	0.00
구입 PHP 판매 USD 에 48.48500 12/11/2020	139,810	116	0.00
구입 MXN 판매 USD 에 22.02933 12/11/2020	3,100	110	0.00
구입 USD 판매 PEN 에 0.27894 12/11/2020	13,107	106	0.00
구입 IDR 판매 USD 에 15128.00000 12/11/2020	3,461	105	0.00
구입 USD 판매 HKD 에 0.12901 12/11/2020	251,196	104	0.00
구입 TWD 판매 USD 에 29.15000 12/11/2020	4,644	102	0.00
구입 JPY 판매 USD 에 105.03676 12/11/2020	21,964	101	0.00
구입 USD 판매 RON 에 0.24414 12/11/2020	4,752	94	0.00
구입 USD 판매 CAD 에 0.75267 12/11/2020	38,301	85	0.00
구입 IDR 판매 USD 에 14985.00006 12/11/2020	3,588	74	0.00
구입 USD 판매 INR 에 0.01346 12/11/2020	128,802	69	0.00
구입 USD 판매 CZK 에 0.04333 12/11/2020	4,996	68	0.00
구입 IDR 판매 USD 에 14935.00001 12/11/2020	3,897	67	0.00
구입 CLP 판매 USD 에 785.53000 12/11/2020	4,214	66	0.00
구입 INR 판매 USD 에 75.39000 12/11/2020	4,447	64	0.00
구입 USD 판매 AUD 에 0.70366 12/11/2020	68,194	61	0.00
구입 USD 판매 BRL 에 0.17735 12/11/2020	3,077	54	0.00
구입 USD 판매 CLP 에 0.00130 12/11/2020	18,091	49	0.00
구입 USD 판매 CAD 에 0.75137 12/11/2020	100,634	49	0.00
구입 JPY 판매 USD 에 104.82012 12/11/2020	19,262	49	0.00
구입 SGD 판매 USD 에 1.37102 04/01/2021	10,706	43	0.00
구입 MXN 판매 USD 에 21.54961 12/11/2020	2,434	31	0.00
구입 MYR 판매 USD 에 4.19000 12/11/2020	3,805	28	0.00
구입 USD 판매 MYR 에 0.24056 12/11/2020	51,214	25	0.00
구입 USD 판매 EUR 에 1.16547 12/11/2020	138,668	23	0.00
구입 USD 판매 RON 에 0.24229 12/11/2020	1,699	21	0.00
구입 USD 판매 RON 에 0.24042 12/11/2020	4,347	19	0.00
구입 THB 판매 USD 에 31.24900 12/11/2020	7,223	18	0.00
구입 USD 판매 PLN 에 0.25377 12/11/2020	3,536	17	0.00
구입 USD 판매 MYR 에 0.24349 12/11/2020	1,206	15	0.00
구입 IDR 판매 USD 에 14762.00009 12/11/2020	2,657	14	0.00
구입 TWD 판매 USD 에 28.52500 12/11/2020	103,173	13	0.00
구입 SGD 판매 USD 에 1.36752 14/12/2020	9,511	13	0.00
구입 IDR 판매 USD 에 14685.00028 12/11/2020	86,543	13	0.00
구입 MYR 판매 USD 에 4.19300 12/11/2020	1,312	11	0.00
구입 MYR 판매 USD 에 4.17600 12/11/2020	2,318	9	0.00
구입 USD 판매 ILS 에 0.29424 12/11/2020	2,640	8	0.00
구입 THB 판매 USD 에 31.22010 12/11/2020	4,081	7	0.00
구입 USD 판매 AUD 에 0.70863 12/11/2020	703	6	0.00
구입 USD 판매 THB 에 0.03216 12/11/2020	2,187	5	0.00
구입 USD 판매 EUR 에 1.18282 12/11/2020	305	5	0.00
구입 USD 판매 HUF 에 0.00318 12/11/2020	2,761	4	0.00
구입 SGD 판매 USD 에 1.36962 12/11/2020	1,193	4	0.00
구입 USD 판매 RON 에 0.23965 12/11/2020	3,213	3	0.00
구입 RUB 판매 USD 에 79.52000 12/11/2020	4,943	3	0.00
구입 IDR 판매 USD 에 14684.99999 12/11/2020	18,590	3	0.00
구입 MYR 판매 USD 에 4.16100 12/11/2020	3,901	2	0.00
구입 USD 판매 RON 에 0.23939 12/11/2020	6,980	0	0.00
구입 USD 판매 PLN 에 0.25258 12/11/2020	2,016	0	0.00
구입 IDR 판매 USD 에 14685.00001 12/11/2020	3,087	0	0.00
구입 PEN 판매 USD 에 3.61200 12/11/2020	2,327	(1)	(0.00)
구입 IDR 판매 USD 에 14658.39981 12/11/2020	415	(1)	(0.00)
구입 USD 판매 MYR 에 0.23992 12/11/2020	1,190	(3)	(0.00)
구입 MYR 판매 USD 에 4.14900 12/11/2020	1,188	(3)	(0.00)
구입 COP 판매 USD 에 3864.00000 12/11/2020	23,530	(4)	(0.00)
구입 USD 판매 MYR 에 0.24027 12/11/2020	7,105	(5)	(0.00)
구입 PHP 판매 USD 에 48.33000 12/11/2020	1,904	(5)	(0.00)
구입 IDR 판매 USD 에 14659.99996 12/11/2020	3,282	(5)	(0.00)
구입 RUB 판매 USD 에 79.24000 12/11/2020	3,771	(11)	(0.00)
구입 IDR 판매 USD 에 14655.00002 12/11/2020	5,752	(11)	(0.00)
구입 CLP 판매 USD 에 769.74999 12/11/2020	2,467	(12)	(0.00)
구입 USD 판매 THB 에 0.03189 12/11/2020	2,362	(14)	(0.00)
구입 RON 판매 USD 에 4.15605 12/11/2020	2,831	(14)	(0.00)
구입 USD 판매 SEK 에 0.11204 12/11/2020	3,713	(15)	(0.00)
구입 USD 판매 CNY 에 0.14301 12/11/2020	368	(15)	(0.00)
구입 CZK 판매 USD 에 23.23174 12/11/2020	2,351	(16)	(0.00)
구입 USD 판매 THB 에 0.03198 12/11/2020	7,000	(22)	(0.00)
구입 COP 판매 USD 에 3846.00001 12/11/2020	4,879	(23)	(0.00)
구입 HUF 판매 USD 에 297.30910 12/11/2020	470	(26)	(0.00)
구입 USD 판매 CLP 에 0.00129 12/11/2020	32,889	(27)	(0.00)
구입 ILS 판매 USD 에 3.38476 12/11/2020	4,060	(29)	(0.00)
구입 EUR 판매 USD 에 0.85446 04/01/2021	10,926	(32)	(0.00)
구입 USD 판매 THB 에 0.03202 12/11/2020	17,126	(34)	(0.00)
구입 PEN 판매 USD 에 3.58230 12/11/2020	4,027	(35)	(0.00)
구입 EUR 판매 USD 에 0.84795 12/11/2020	3,217	(38)	(0.00)
구입 USD 판매 MYR 에 0.23952 12/11/2020	10,385	(40)	(0.00)
구입 RUB 판매 USD 에 78.43500 12/11/2020	3,064	(40)	(0.00)
구입 USD 판매 GBP 에 1.29445 12/11/2020	49,230	(41)	(0.00)
구입 HUF 판매 USD 에 312.79470 12/11/2020	6,350	(41)	(0.00)
구입 USD 판매 MXN 에 0.04620 12/11/2020	2,466	(42)	(0.00)
구입 JPY 판매 USD 에 104.52800 12/11/2020	183,989	(46)	(0.00)
구입 HUF 판매 USD 에 310.12390 12/11/2020	3,078	(46)	(0.00)
구입 PLN 판매 USD 에 3.72273 12/11/2020	806	(48)	(0.00)
구입 USD 판매 MYR 에 0.23815 12/11/2020	5,120	(49)	(0.00)
구입 HUF 판매 USD 에 312.20850 12/11/2020	6,383	(53)	(0.00)
구입 USD 판매 THB 에 0.03159 12/11/2020	3,656	(56)	(0.00)
구입 THB 판매 USD 에 31.05800 12/11/2020	16,855	(60)	(0.00)
구입 AUD 판매 USD 에 1.39207 12/11/2020	2,873	(61)	(0.00)
구입 USD 판매 CNY 에 0.14882 12/11/2020	20,754	(67)	(0.00)
구입 USD 판매 ZAR 에 0.06033 12/11/2020	3,581	(69)	(0.00)
구입 RON 판매 USD 에 4.07450 12/11/2020	2,878	(71)	(0.00)
구입 IDR 판매 USD 에 14655.00030 12/11/2020	37,466	(71)	(0.00)
구입 TWD 판매 USD 에 28.48520 12/11/2020	57,398	(73)	(0.00)
구입 CAD 판매 USD 에 1.33019 12/11/2020	71,418	(73)	(0.00)
구입 PLN 판매 USD 에 3.72271 12/11/2020	1,240	(74)	(0.00)
구입 USD 판매 MXN 에 0.04665 12/11/2020	10,025	(75)	(0.00)
구입 PHP 판매 USD 에 48.32000 12/11/2020	31,089	(80)	(0.00)
구입 USD 판매 PEN 에 0.27643 12/11/2020	80,521	(81)	(0.00)
구입 THB 판매 USD 에 31.00300 12/11/2020	15,078	(81)	(0.00)
구입 USD 판매 THB 에 0.03202 15/12/2020	42,214	(82)	(0.00)
구입 SGD 판매 USD 에 1.36104 12/11/2020	26,450	(88)	(0.00)
구입 NZD 판매 USD 에 1.50830 12/11/2020	77,571	(93)	(0.00)
구입 GBP 판매 USD 에 0.77085 12/11/2020	71,350	(96)	(0.00)
구입 COP 판매 USD 에 3807.78999 12/11/2020	6,543	(96)	(0.00)
구입 THB 판매 USD 에 31.10800 12/11/2020	49,954	(99)	(0.00)
구입 USD 판매 ZAR 에 0.05978 12/11/2020	3,898	(110)	(0.00)
구입 USD 판매 GBP 에 1.29104 12/11/2020	32,388	(112)	(0.00)
구입 USD 판매 ZAR 에 0.05936 12/11/2020	3,286	(115)	(0.00)
구입 ILS 판매 USD 에 3.40553 12/11/2020	111,369	(119)	(0.00)
구입 USD 판매 JPY 에 0.00948 12/11/2020	15,332	(143)	(0.00)
구입 RUB 판매 USD 에 76.22000 12/11/2020	3,570	(146)	(0.00)
구입 HUF 판매 USD 에 312.13100 12/11/2020	17,098	(147)	(0.00)
구입 ILS 판매 USD 에 3.39681 12/11/2020	41,579	(151)	(0.00)
구입 USD 판매 THB 에 0.03205 12/11/2020	135,164	(154)	(0.00)
구입 USD 판매 MYR 에 0.23824 12/11/2020	17,410	(160)	(0.00)
구입 USD 판매 MXN 에 0.04530 12/11/2020	4,566	(165)	(0.00)
구입 USD 판매 THB 에 0.03160 12/11/2020	11,665	(177)	(0.00)
구입 CLP 판매 USD 에 771.58997 12/11/2020	75,374	(177)	(0.00)
구입 USD 판매 INR 에 0.01340 12/11/2020	51,227	(194)	(0.00)
구입 USD 판매 MXN 에 0.04503 12/11/2020	4,744	(199)	(0.00)
구입 ILS 판매 USD 에 3.37822 12/11/2020	24,660	(224)	(0.00)
구입 TRY 판매 USD 에 7.59418 12/11/2020	2,304	(225)	(0.00)
구입 PLN 판매 USD 에 3.69611 12/11/2020	3,381	(225)	(0.00)
구입 GBP 판매 USD 에 0.76598 12/11/2020	30,027	(230)	(0.00)
구입 CAD 판매 USD 에 1.32935 12/11/2020	139,166	(232)	(0.00)
구입 USD 판매 KRW 에 0.00086 14/12/2020	9,735	(233)	(0.00)
구입 USD 판매 SEK 에 0.11214 12/11/2020	71,443	(234)	(0.00)
구입 ILS 판매 USD 에 3.39595 12/11/2020	62,683	(243)	(0.00)
구입 THB 판매 USD 에 31.11100 12/11/2020	135,418	(254)	(0.00)
구입 USD 판매 ILS 에 0.29242 12/11/2020	85,534	(265)	(0.00)
구입 BRL 판매 USD 에 5.48200 12/11/2020	6,164	(275)	(0.00)
구입 TRY 판매 USD 에 7.84282 12/11/2020	4,144	(282)	(0.00)
구입 CAD 판매 USD 에 1.32630 12/11/2020	71,628	(283)	(0.00)
구입 GBP 판매 USD 에 0.76604 12/11/2020	37,857	(287)	(0.00)
구입 MXN 판매 USD 에 21.21870 12/11/2020	108,904	(294)	(0.00)
구입 USD 판매 MXN 에 0.04513 12/11/2020	7,652	(305)	(0.00)
구입 CAD 판매 USD 에 1.32821 12/11/2020	122,722	(309)	(0.00)
구입 USD 판매 CNY 에 0.14620 12/11/2020	15,104	(314)	(0.00)
구입 HUF 판매 USD 에 305.74710 12/11/2020	10,891	(315)	(0.00)
구입 USD 판매 PHP 에 0.02059 12/11/2020	131,500	(325)	(0.00)
구입 USD 판매 CNY 에 0.14341 12/11/2020	8,273	(327)	(0.00)
구입 USD 판매 CAD 에 0.74707 12/11/2020	66,839	(350)	(0.00)
구입 PLN 판매 USD 에 3.84625 12/11/2020	12,545	(357)	(0.00)
구입 RUB 판매 USD 에 74.47000 12/11/2020	5,932	(373)	(0.00)
구입 TRY 판매 USD 에 7.64700 12/11/2020	4,095	(374)	(0.00)
구입 USD 판매 NZD 에 0.65882 12/11/2020	73,505	(376)	(0.00)
구입 USD 판매 THB 에 0.03204 15/12/2020	342,715	(378)	(0.00)
구입 RUB 판매 USD 에 78.29500 12/11/2020	26,293	(387)	(0.00)
구입 AUD 판매 USD 에 1.39789 12/11/2020	23,607	(407)	(0.00)
구입 SEK 판매 USD 에 8.85490 12/11/2020	117,223	(440)	(0.00)
구입 USD 판매 PHP 에 0.02057 12/11/2020	129,710	(441)	(0.00)
구입 TRY 판매 USD 에 7.49750 12/11/2020	4,223	(461)	(0.00)
구입 RON 판매 USD 에 4.10170 12/11/2020	25,618	(463)	(0.00)

현재 투자종목 명세서서 2020년 10월 31일

	기본 노출 USD	미실현 이익 / (손실) USD	% 순자산
구입 RUB 판매 USD 에 74.07100 12/11/2020	7,133	(484)	(0.00)
구입 COP 판매 USD 에 3803.00000 12/11/2020	30,581	(488)	(0.00)
구입 USD 판매 HKD 에 0.12869 21/04/2021	257,872	(501)	(0.00)
구입 EUR 판매 USD 에 0.84675 12/11/2020	37,792	(503)	(0.00)
구입 RUB 판매 USD 에 76.61500 12/11/2020	14,532	(521)	(0.00)
구입 TWD 판매 USD 에 28.43350 12/11/2020	179,690	(553)	(0.00)
구입 USD 판매 BRL 에 0.17224 12/11/2020	49,462	(581)	(0.00)
구입 USD 판매 JPY 에 0.00943 12/11/2020	41,950	(582)	(0.00)
구입 HUF 판매 USD 에 300.63050 12/11/2020	13,132	(593)	(0.00)
구입 COP 판매 USD 에 3808.50000 12/11/2020	43,263	(628)	(0.00)
구입 PLN 판매 USD 에 3.75441 12/11/2020	12,520	(647)	(0.00)
구입 ILS 판매 USD 에 3.38477 12/11/2020	92,419	(662)	(0.00)
구입 USD 판매 MYR 에 0.23802 12/11/2020	65,951	(664)	(0.00)
구입 BRL 판매 USD 에 5.61222 12/11/2020	30,862	(675)	(0.00)
구입 HUF 판매 USD 에 312.13099 12/11/2020	81,418	(702)	(0.00)
구입 EUR 판매 USD 에 0.84451 12/11/2020	46,180	(735)	(0.00)
구입 EUR 판매 USD 에 0.84960 12/11/2020	75,330	(752)	(0.00)
구입 HUF 판매 USD 에 294.08028 12/11/2020	12,819	(845)	(0.00)
구입 USD 판매 CLP 에 0.00126 12/11/2020	38,382	(852)	(0.00)
구입 RUB 판매 USD 에 78.66300 12/11/2020	85,239	(860)	(0.00)
구입 HUF 판매 USD 에 302.00010 12/11/2020	22,286	(909)	(0.00)
구입 INR 판매 USD 에 74.04800 12/11/2020	264,361	(956)	(0.00)
구입 AUD 판매 USD 에 1.38738 12/11/2020	39,643	(976)	(0.00)
구입 USD 판매 ZAR 에 0.05673 12/11/2020	12,653	(984)	(0.00)
구입 USD 판매 GBP 에 1.28036 12/11/2020	84,209	(986)	(0.00)
구입 CAD 판매 USD 에 1.30102 12/11/2020	44,580	(1,023)	(0.00)
구입 COP 판매 USD 에 3713.55000 12/11/2020	26,898	(1,051)	(0.00)
구입 USD 판매 CNY 에 0.14744 19/01/2021	147,984	(1,067)	(0.00)
구입 EUR 판매 USD 에 0.83909 12/11/2020	48,862	(1,086)	(0.00)
구입 USD 판매 TWD 에 0.03426 12/11/2020	47,368	(1,087)	(0.00)
구입 ILS 판매 USD 에 3.37823 12/11/2020	121,842	(1,106)	(0.00)
구입 PLN 판매 USD 에 3.69688 12/11/2020	16,771	(1,110)	(0.00)
구입 USD 판매 ILS 에 0.28946 12/11/2020	84,308	(1,112)	(0.00)
구입 USD 판매 MYR 에 0.23785 12/11/2020	103,782	(1,120)	(0.00)
구입 EUR 판매 USD 에 0.84635 12/11/2020	82,708	(1,138)	(0.00)
구입 TWD 판매 USD 에 28.47000 12/11/2020	634,528	(1,142)	(0.00)
구입 RUB 판매 USD 에 74.07200 12/11/2020	16,859	(1,144)	(0.00)
구입 USD 판매 PHP 에 0.02052 12/11/2020	196,925	(1,160)	(0.00)
구입 USD 판매 MXN 에 0.04489 12/11/2020	27,322	(1,228)	(0.00)
구입 USD 판매 ZAR 에 0.06089 29/12/2020	283,563	(1,266)	(0.00)
구입 USD 판매 THB 에 0.03164 12/11/2020	91,337	(1,270)	(0.00)
구입 PLN 판매 USD 에 3.72485 12/11/2020	21,949	(1,298)	(0.00)
구입 AUD 판매 USD 에 1.38247 12/11/2020	47,741	(1,341)	(0.00)
구입 NOK 판매 USD 에 9.43940 12/11/2020	133,271	(1,355)	(0.00)
구입 EUR 판매 USD 에 0.84703 12/11/2020	107,435	(1,394)	(0.00)
구입 USD 판매 GBP 에 1.28638 12/11/2020	200,806	(1,417)	(0.00)
구입 BRL 판매 USD 에 5.58800 12/11/2020	55,133	(1,439)	(0.00)
구입 SEK 판매 USD 에 8.74998 12/11/2020	95,315	(1,483)	(0.00)
구입 USD 판매 NZD 에 0.65702 12/11/2020	191,378	(1,498)	(0.00)
구입 USD 판매 CAD 에 0.74801 12/11/2020	377,752	(1,502)	(0.00)
구입 AUD 판매 USD 에 1.37988 12/11/2020	51,454	(1,538)	(0.00)
구입 RUB 판매 USD 에 76.61499 12/11/2020	43,190	(1,549)	(0.00)
구입 USD 판매 MXN 에 0.04650 29/12/2020	283,533	(1,554)	(0.00)
구입 NOK 판매 USD 에 9.35416 12/11/2020	81,996	(1,566)	(0.00)
구입 USD 판매 MXN 에 0.04568 12/11/2020	57,016	(1,601)	(0.00)
구입 USD 판매 KRW 에 0.00088 12/11/2020	525,788	(1,619)	(0.00)
구입 USD 판매 SGD 에 0.72969 12/11/2020	462,069	(1,637)	(0.00)
구입 RUB 판매 USD 에 75.01000 12/11/2020	30,104	(1,688)	(0.00)
구입 USD 판매 TWD 에 0.03427 12/11/2020	77,521	(1,739)	(0.00)
구입 SGD 판매 USD 에 1.36033 12/11/2020	463,857	(1,788)	(0.00)
구입 GBP 판매 USD 에 0.76516 12/11/2020	205,186	(1,789)	(0.00)
구입 HUF 판매 USD 에 305.74712 12/11/2020	63,451	(1,833)	(0.00)
구입 USD 판매 CNY 에 0.14302 12/11/2020	43,896	(1,848)	(0.00)
구입 SEK 판매 USD 에 8.67080 12/11/2020	75,887	(1,857)	(0.00)
구입 USD 판매 TWD 에 0.03445 12/11/2020	107,288	(1,871)	(0.00)
구입 ILS 판매 USD 에 3.34850 12/11/2020	114,150	(2,032)	(0.00)
구입 GBP 판매 USD 에 0.75848 12/11/2020	117,340	(2,039)	(0.00)
구입 CZK 판매 USD 에 22.09657 12/11/2020	36,782	(2,042)	(0.00)
구입 CAD 판매 USD 에 1.31637 12/11/2020	180,041	(2,055)	(0.00)
구입 PEN 판매 USD 에 3.55600 12/11/2020	132,481	(2,125)	(0.00)
구입 MYR 판매 USD 에 4.12510 12/11/2020	268,853	(2,192)	(0.00)
구입 NZD 판매 USD 에 1.49108 12/11/2020	180,406	(2,272)	(0.00)
구입 NOK 판매 USD 에 9.23167 12/11/2020	72,251	(2,308)	(0.01)
구입 NOK 판매 USD 에 8.97158 12/11/2020	39,346	(2,330)	(0.01)
구입 HUF 판매 USD 에 300.63048 12/11/2020	53,624	(2,421)	(0.01)
구입 RUB 판매 USD 에 73.67150 12/11/2020	33,923	(2,473)	(0.01)
구입 USD 판매 CNY 에 0.14791 12/11/2020	267,858	(2,512)	(0.01)
구입 USD 판매 KRW 에 0.00087 12/11/2020	208,959	(2,518)	(0.01)
구입 USD 판매 MXN 에 0.04408 12/11/2020	42,771	(2,655)	(0.01)
구입 PEN 판매 USD 에 3.52350 12/11/2020	121,258	(3,036)	(0.01)
구입 EUR 판매 USD 에 0.83992 12/11/2020	145,252	(3,088)	(0.01)
구입 BRL 판매 USD 에 5.39450 12/11/2020	51,611	(3,088)	(0.01)
구입 HUF 판매 USD 에 294.08025 12/11/2020	50,262	(3,315)	(0.01)
구입 USD 판매 KRW 에 0.00085 12/11/2020	92,393	(3,493)	(0.01)
구입 USD 판매 ZAR 에 0.05893 12/11/2020	97,153	(4,081)	(0.01)
구입 AUD 판매 USD 에 1.40234 12/11/2020	289,517	(4,085)	(0.01)
구입 AUD 판매 USD 에 1.35490 12/11/2020	89,305	(4,238)	(0.01)
구입 USD 판매 MYR 에 0.23855 12/11/2020	545,562	(4,293)	(0.01)
구입 AUD 판매 USD 에 1.38999 12/11/2020	191,368	(4,362)	(0.01)
구입 RUB 판매 USD 에 73.55030 12/11/2020	62,330	(4,639)	(0.01)
구입 COP 판매 USD 에 3713.55009 12/11/2020	120,010	(4,691)	(0.01)
구입 AUD 판매 USD 에 1.38572 12/11/2020	184,742	(4,765)	(0.01)
구입 PLN 판매 USD 에 3.76039 12/11/2020	95,729	(4,803)	(0.01)
구입 USD 판매 JPY 에 0.00941 12/11/2020	310,471	(4,953)	(0.01)
구입 TRY 판매 USD 에 7.79100 12/11/2020	67,393	(5,008)	(0.01)
구입 PLN 판매 USD 에 3.87200 12/11/2020	244,765	(5,379)	(0.01)
구입 NOK 판매 USD 에 8.97703 12/11/2020	93,684	(5,495)	(0.01)
구입 AUD 판매 USD 에 1.38260 12/11/2020	197,454	(5,526)	(0.01)
구입 USD 판매 TWD 에 0.03459 19/01/2021	193,742	(5,836)	(0.01)
구입 INR 판매 USD 에 73.43310 12/11/2020	508,231	(6,044)	(0.01)
구입 PLN 판매 USD 에 3.72315 12/11/2020	112,374	(6,695)	(0.01)
구입 USD 판매 CLP 에 0.00125 12/11/2020	225,985	(7,353)	(0.02)
구입 USD 판매 MXN 에 0.04546 12/11/2020	224,948	(7,378)	(0.02)
구입 USD 판매 TWD 에 0.03448 12/11/2020	459,713	(7,634)	(0.02)
구입 USD 판매 INR 에 0.01321 12/11/2020	444,276	(8,002)	(0.02)
구입 TRY 판매 USD 에 7.68500 12/11/2020	101,703	(8,838)	(0.02)
구입 USD 판매 JPY 에 0.00947 12/11/2020	882,213	(8,881)	(0.02)
구입 NOK 판매 USD 에 9.28964 12/11/2020	345,762	(8,944)	(0.02)
구입 NOK 판매 USD 에 8.99863 12/11/2020	160,691	(9,061)	(0.02)
구입 BRL 판매 USD 에 5.35460 12/11/2020	156,986	(10,483)	(0.02)
구입 SEK 판매 USD 에 8.69658 12/11/2020	489,043	(10,546)	(0.02)
구입 USD 판매 TWD 에 0.03447 12/11/2020	633,385	(10,669)	(0.02)
구입 USD 판매 IDR 에 0.00007 12/11/2020	1,083,334	(11,782)	(0.03)
구입 USD 판매 CNY 에 0.13905 29/03/2021	221,730	(13,160)	(0.03)
구입 HUF 판매 USD 에 295.98500 12/11/2020	314,016	(18,809)	(0.04)
구입 AUD 판매 USD 에 1.36678 12/11/2020	542,882	(21,231)	(0.05)
구입 USD 판매 ZAR 에 0.05660 12/11/2020	344,670	(27,545)	(0.06)
구입 USD 판매 KRW 에 0.00084 12/11/2020	695,377	(29,267)	(0.06)
구입 USD 판매 CNY 에 0.13810 26/05/2021	1,362,408	(84,581)	(0.18)
		(137,078)	(0.30)

A-HMD|ST (G) 주식 (AUD) (헤지)

구입 USD 판매 AUD 에 0.70460 05/11/2020	297,302	674	0.00
구입 USD 판매 NOK 에 0.10855 05/11/2020	4,373	154	0.00
구입 USD 판매 AUD 에 0.71794 05/11/2020	4,359	93	0.00
구입 CNY 판매 USD 에 6.74150 05/11/2020	9,671	68	0.00
구입 MXN 판매 USD 에 21.39146 05/11/2020	5,731	36	0.00
구입 USD 판매 MXN 에 0.04735 05/11/2020	4,859	32	0.00
구입 USD 판매 MYR 에 0.24062 04/12/2020	4,606	14	0.00
구입 PHP 판매 USD 에 48.76794 05/11/2020	1,827	14	0.00
구입 PHP 판매 USD 에 48.54205 05/11/2020	5,025	14	0.00
구입 USD 판매 CNY 에 0.14916 04/12/2020	14,133	8	0.00
구입 NOK 판매 USD 에 9.55849 05/11/2020	3,348	8	0.00
구입 USD 판매 PHP 에 0.02064 04/12/2020	3,203	6	0.00
구입 CNY 판매 USD 에 6.71325 05/11/2020	2,041	6	0.00
구입 USD 판매 PHP 에 0.02068 05/11/2020	3,631	4	0.00
구입 NZD 판매 USD 에 1.51189 05/11/2020	2,712	3	0.00
구입 USD 판매 AUD 에 0.70444 05/11/2020	1,125	2	0.00
구입 USD 판매 NOK 에 0.10583 05/11/2020	94	1	0.00
구입 PHP 판매 USD 에 48.45990 05/11/2020	904	1	0.00
구입 PHP 판매 USD 에 48.43000 05/11/2020	3,211	1	0.00
구입 USD 판매 PHP 에 0.02064 05/11/2020	442	0	0.00
구입 PHP 판매 USD 에 48.38517 05/11/2020	420	0	0.00
구입 NZD 판매 USD 에 1.51071 05/11/2020	331	0	0.00
구입 USD 판매 THB 에 0.03206 04/12/2020	3,484	(2)	(0.00)
구입 USD 판매 CNY 에 0.14918 05/11/2020	1,643	(2)	(0.00)
구입 USD 판매 TWD 에 0.03527 04/12/2020	3,802	(3)	(0.00)
구입 USD 판매 TWD 에 0.03496 05/11/2020	3,768	(3)	(0.00)
구입 USD 판매 NZD 에 0.65887 05/11/2020	596	(3)	(0.00)
구입 TWD 판매 USD 에 28.54999 05/11/2020	3,772	(5)	(0.00)
구입 MYR 판매 USD 에 4.15000 05/11/2020	4,627	(7)	(0.00)
구입 CNY 판매 USD 에 6.69097 05/11/2020	14,168	(7)	(0.00)
구입 USD 판매 NOK 에 0.10460 04/12/2020	3,355	(8)	(0.00)
구입 MXN 판매 USD 에 20.93547 05/11/2020	573	(9)	(0.00)
구입 USD 판매 CNY 에 0.14789 05/11/2020	986	(10)	(0.00)
구입 USD 판매 MXN 에 0.04664 05/11/2020	1,472	(13)	(0.00)
구입 NZD 판매 USD 에 1.49997 05/11/2020	1,933	(13)	(0.00)
구입 CNY 판매 USD 에 6.65885 05/11/2020	2,643	(14)	(0.00)
구입 USD 판매 PHP 에 0.02061 05/11/2020	7,341	(18)	(0.00)
구입 USD 판매 CNY 에 0.14827 05/11/2020	2,838	(21)	(0.00)
구입 NOK 판매 USD 에 9.33921 05/11/2020	1,135	(23)	(0.00)
구입 USD 판매 MYR 에 0.23923 05/11/2020	4,620	(27)	(0.00)
구입 USD 판매 NZD 에 0.65782 05/11/2020	4,371	(29)	(0.00)
구입 USD 판매 MXN 에 0.04660 04/12/2020	5,748	(36)	(0.00)
구입 USD 판매 CNY 에 0.14819 05/11/2020	4,915	(39)	(0.00)
구입 USD 판매 CNY 에 0.14642 05/11/2020	18,195	(360)	(0.00)
구입 AUD 판매 USD 에 1.41904 04/12/2020	298,019	(672)	(0.00)
구입 AUD 판매 USD 에 1.40306 05/11/2020	306,973	(4,188)	(0.01)
		(4,373)	(0.01)

현재 투자종목 명세서 2020년 10월 31일

A-MINCOME (G) 주식 (HKD) (헤지)

	기본 노출 USD	미실현 이익 / (손실) USD	% 순자산
구입 USD 판매 NOK 에 0.10855 05/11/2020	4,667	164	0.00
구입 CNY 판매 USD 에 6.74150 05/11/2020	11,184	79	0.00
구입 USD 판매 HKD 에 0.12898 05/11/2020	317,807	56	0.00
구입 MXN 판매 USD 에 21.39146 05/11/2020	6,105	38	0.00
구입 USD 판매 MXN 에 0.04735 05/11/2020	5,179	34	0.00
구입 USD 판매 HKD 에 0.12902 05/11/2020	39,421	20	0.00
구입 PHP 판매 USD 에 48.76804 05/11/2020	2,155	16	0.00
구입 USD 판매 MYR 에 0.24062 04/12/2020	4,894	15	0.00
구입 PHP 판매 USD 에 48.54204 05/11/2020	5,284	14	0.00
구입 USD 판매 CNY 에 0.14916 04/12/2020	15,057	8	0.00
구입 NOK 판매 USD 에 9.55851 05/11/2020	3,557	8	0.00
구입 USD 판매 PHP 에 0.02064 04/12/2020	3,411	6	0.00
구입 CNY 판매 USD 에 6.71324 05/11/2020	2,056	6	0.00
구입 USD 판매 PHP 에 0.02068 05/11/2020	3,824	4	0.00
구입 USD 판매 HKD 에 0.12903 05/11/2020	3,482	2	0.00
구입 PHP 판매 USD 에 48.56703 05/11/2020	624	2	0.00
구입 KRW 판매 USD 에 1139.11133 05/11/2020	578	2	0.00
구입 USD 판매 NOK 에 0.10583 05/11/2020	126	1	0.00
구입 USD 판매 HKD 에 0.12900 05/11/2020	2,463	1	0.00
구입 PHP 판매 USD 에 48.45986 05/11/2020	1,106	1	0.00
구입 PHP 판매 USD 에 48.42997 05/11/2020	3,419	1	0.00
구입 USD 판매 PHP 에 0.02064 05/11/2020	494	0	0.00
구입 PHP 판매 USD 에 48.38470 05/11/2020	403	0	0.00
구입 USD 판매 TWD 에 0.03496 05/11/2020	4,013	(3)	(0.00)
구입 USD 판매 THB 에 0.03206 04/12/2020	3,734	(3)	(0.00)
구입 USD 판매 CNY 에 0.14918 05/11/2020	1,837	(3)	(0.00)
구입 HKD 판매 USD 에 7.75024 05/11/2020	5,445	(3)	(0.00)
구입 USD 판매 TWD 에 0.03527 04/12/2020	4,049	(4)	(0.00)
구입 CNY 판매 USD 에 6.68179 05/11/2020	2,350	(4)	(0.00)
구입 TWD 판매 USD 에 28.55002 05/11/2020	4,018	(5)	(0.00)
구입 MYR 판매 USD 에 4.15000 05/11/2020	4,916	(7)	(0.00)
구입 KRW 판매 USD 에 1133.05974 05/11/2020	4,934	(8)	(0.00)
구입 CNY 판매 USD 에 6.69098 05/11/2020	15,095	(8)	(0.00)
구입 USD 판매 NOK 에 0.10460 04/12/2020	3,565	(9)	(0.00)
구입 USD 판매 CNY 에 0.14789 05/11/2020	866	(9)	(0.00)
구입 MXN 판매 USD 에 20.93543 05/11/2020	645	(10)	(0.00)
구입 USD 판매 MXN 에 0.04664 05/11/2020	1,599	(14)	(0.00)
구입 CNY 판매 USD 에 6.65886 05/11/2020	2,673	(14)	(0.00)
구입 USD 판매 PHP 에 0.02061 05/11/2020	8,709	(21)	(0.00)
구입 USD 판매 CNY 에 0.14827 05/11/2020	3,256	(24)	(0.00)
구입 NOK 판매 USD 에 9.33923 05/11/2020	1,253	(26)	(0.00)
구입 USD 판매 MYR 에 0.23923 05/11/2020	4,909	(28)	(0.00)
구입 USD 판매 MXN 에 0.04660 04/12/2020	6,123	(38)	(0.00)
구입 USD 판매 CNY 에 0.14819 05/11/2020	5,871	(47)	(0.00)
구입 USD 판매 KRW 에 0.00087 05/11/2020	5,507	(50)	(0.00)
구입 HKD 판매 USD 에 7.75342 04/12/2020	317,873	(60)	(0.00)
구입 HKD 판매 USD 에 7.75100 05/11/2020	357,902	(171)	(0.00)
구입 USD 판매 CNY 에 0.14642 05/11/2020	21,585	(427)	(0.00)
		(518)	**(0.00)**

A-MINCOME (G) 주식 (SGD) (SGD/USD 헤지)

	기본 노출 USD	미실현 이익 / (손실) USD	% 순자산
구입 SGD 판매 USD 에 1.37044 05/11/2020	102,522	364	0.00
구입 USD 판매 SGD 에 0.73265 05/11/2020	102,885	53	0.00
구입 SGD 판매 USD 에 1.36488 04/12/2020	103,233	(54)	(0.00)
		363	**0.00**

A-MINCOME (G) 주식 (USD) (헤지)

	기본 노출 USD	미실현 이익 / (손실) USD	% 순자산
구입 USD 판매 NOK 에 0.10855 05/11/2020	4,992	175	0.00
구입 CNY 판매 USD 에 6.74150 05/11/2020	10,680	75	0.00
구입 MXN 판매 USD 에 21.39147 05/11/2020	6,531	40	0.00
구입 USD 판매 MXN 에 0.04735 05/11/2020	5,541	37	0.00
구입 USD 판매 MYR 에 0.24062 04/12/2020	5,254	16	0.00
구입 PHP 판매 USD 에 48.76793 05/11/2020	2,059	15	0.00
구입 PHP 판매 USD 에 48.54197 05/11/2020	5,643	15	0.00
구입 USD 판매 CNY 에 0.14916 04/12/2020	16,100	9	0.00
구입 NOK 판매 USD 에 9.55850 05/11/2020	3,808	9	0.00
구입 USD 판매 PHP 에 0.02064 04/12/2020	3,650	7	0.00
구입 USD 판매 PHP 에 0.02068 05/11/2020	4,090	4	0.00
구입 CNY 판매 USD 에 6.71325 05/11/2020	1,564	4	0.00
구입 PHP 판매 USD 에 48.42999 05/11/2020	3,659	2	0.00
구입 CNY 판매 USD 에 6.71917 05/11/2020	640	2	0.00
구입 USD 판매 NOK 에 0.10583 05/11/2020	136	1	0.00
구입 PHP 판매 USD 에 48.45990 05/11/2020	1,054	1	0.00
구입 USD 판매 PHP 에 0.02064 05/11/2020	471	0	0.00
구입 PHP 판매 USD 에 48.38447 05/11/2020	430	0	0.00
구입 USD 판매 CNY 에 0.14918 05/11/2020	1,763	(2)	(0.00)
구입 USD 판매 TWD 에 0.03496 05/11/2020	4,292	(3)	(0.00)
구입 USD 판매 THB 에 0.03206 04/12/2020	3,997	(3)	(0.00)
구입 USD 판매 TWD 에 0.03527 04/12/2020	4,332	(4)	(0.00)
구입 TWD 판매 USD 에 28.55002 05/11/2020	4,298	(5)	(0.00)
구입 MYR 판매 USD 에 4.15000 05/11/2020	5,277	(7)	(0.00)
구입 USD 판매 CNY 에 0.14789 05/11/2020	837	(8)	(0.00)
구입 KRW 판매 USD 에 1133.06075 05/11/2020	5,268	(8)	(0.00)
구입 CNY 판매 USD 에 6.69097 05/11/2020	16,141	(8)	(0.00)
구입 USD 판매 NOK 에 0.10460 04/12/2020	3,817	(9)	(0.00)
구입 MXN 판매 USD 에 20.93541 05/11/2020	688	(10)	(0.00)
구입 USD 판매 MXN 에 0.04664 05/11/2020	1,707	(15)	(0.00)
구입 CNY 판매 USD 에 6.65885 05/11/2020	2,823	(15)	(0.00)
구입 USD 판매 PHP 에 0.02061 05/11/2020	8,316	(20)	(0.00)
구입 USD 판매 CNY 에 0.14827 05/11/2020	3,122	(23)	(0.00)
구입 NOK 판매 USD 에 9.33916 05/11/2020	1,338	(28)	(0.00)
구입 USD 판매 MYR 에 0.23923 05/11/2020	5,270	(30)	(0.00)
구입 USD 판매 MXN 에 0.04660 04/12/2020	6,550	(41)	(0.00)
구입 USD 판매 CNY 에 0.14819 05/11/2020	5,587	(44)	(0.00)
구입 USD 판매 KRW 에 0.00087 05/11/2020	5,260	(48)	(0.00)
구입 USD 판매 CNY 에 0.14642 05/11/2020	20,600	(408)	(0.00)
		(327)	**(0.00)**

선물

	CCY	기본 노출	미실현 이익 / (손실) USD	% 순자산
US Treasury Note 10 Year Bond Future 21/12/2020	USD	(134,796)	1,002	0.00
Euro Buxl 30 Year Bond Future 08/12/2020	EUR	6,950	406	0.00
US Long Bond Future 21/12/2020	USD	(9,063)	256	0.00
Euro-Bobl Bond Future 08/12/2020	EUR	2,981	21	0.00
Euro-Schatz Bond Future 08/12/2020	EUR	2,784	6	0.00
US Treasury Note 2 Year Bond Future 31/12/2020	USD	30,062	(22)	(0.00)
Korea 10 Year Bond Future 15/12/2020	KRW	104,898,269	(59)	(0.00)
US Treasury Note 5 Year Bond Future 31/12/2020	USD	390,865	(844)	(0.00)
Euro-Bund Bond Future 08/12/2020	EUR	(54,924)	(945)	(0.00)
US Ultra Bond Future 21/12/2020	USD	1,134,307	(3,368)	(0.01)
미국 10 년 Ultra Bond Future 21/12/2020	USD	747,570	(9,098)	(0.02)
			(12,645)	**(0.03)**

금리 스왑

	CCY	기본 노출	미실현 이익 / (손실) USD	% 순자산
Receive fixed 7.745% pay float. (28d MXIBTIIE) 16/02/2023	MXN	1,520,918	4,983	0.01
Receive fixed 8.635% pay float. (12m BRACETIP) 02/01/2025	BRL	164,471	2,737	0.01
Receive fixed 4.36% pay float. (1d FBIL) 14/10/2025	INR	111,501,254	1,455	0.00
Receive fixed 1.925% pay float. (3m HIBOR) 31/07/2029	HKD	81,351	957	0.00
Receive fixed 1.11% pay float. (6m WIBO) 12/03/2030	PLN	70,740	349	0.00
Receive fixed 1.915% pay float. (3m HIBOR) 23/01/2030	HKD	28,296	336	0.00
Pay fixed 0.695% receive float. (3m ILS) 29/10/2030	ILS	14,148	9	0.00
Pay fixed 0.708% receive float. (3m ILS) 21/09/2030	ILS	122,027	6	0.00
Receive fixed 2.53% pay float. (7d China) 22/07/2025	CNY	170,085	(70)	(0.00)
Receive fixed 0.71% pay float. (6m CZK PRIBOR) 03/04/2030	CZK	521,003	(218)	(0.00)
Receive fixed 2.245% pay float. (7d China) 10/06/2025	CNY	211,106	(475)	(0.00)
Pay fixed 1.475% receive float. (3m HIBOR) 27/02/2030	HKD	123,796	(841)	(0.00)
Pay fixed 1.345% receive float. (6m SIBOR) 31/03/2030	SGD	25,113	(878)	(0.00)
Pay fixed 0.96% receive float. (3m ILS) 24/10/2029	ILS	125,493	(1,060)	(0.00)
Receive fixed 1.82% pay float. (7d China) 07/05/2025	CNY	265,276	(1,308)	(0.00)
			5,982	**0.01**

총 수익 스왑

	CCY	기본 노출	미실현 이익 / (손실) USD	% 순자산
Receive iBoxx USD Liq. HY pay 3m USD LIBOR 20/12/2020	USD	1,000,000	(6,497)	(0.01)
Receive iBoxx USD Liq. IG pay 3m USD LIBOR 20/06/2021	USD	838,575	(11,205)	(0.02)
Receive iBoxx USD Liq. IG pay 3m USD LIBOR 22/12/2020	USD	1,500,000	(18,310)	(0.04)
			(36,012)	**(0.08)**

		% 순자산
기타 자산 및 부채	3,275,905	7.12
순자산	**45,992,292**	**100.00**

현재 투자종목 명세서서 2020년 10월 31일

지역별 배분

국가	국가 코드	% 순자산
케이맨 제도	KY	21.28
버진 아일랜드 (영국령)	VG	17.19
중국	CN	10.08
홍콩	HK	5.81
아일랜드	IE	3.57
인도	IN	3.51
싱가포르	SG	2.92
인도네시아	ID	2.90
네덜란드	NL	2.67
필리핀	PH	2.46
태국	TH	1.65
한국	KR	1.63
버뮤다	BM	1.56
호주	AU	1.46
멕시코	MX	1.20
남아프리카 공화국	ZA	1.18
말레이시아	MY	1.17
스리랑카	LK	0.97
아랍 에미리트	AE	0.78
일본	JP	0.74
모리셔스	MU	0.71
우크라이나	UA	0.67
미국	US	0.64
영국	GB	0.63
이집트	EG	0.57
초 국가	SU	0.52
코스타리카	CI	0.46
에콰도르	EC	0.38
러시아	RU	0.31
터키	TR	0.29
브라질	BR	0.29
루마니아	RO	0.27
콜롬비아	CO	0.25
Oman	OM	0.16
세르비아	RS	0.16
페루	PE	0.15
체코	CZ	0.14
가나	GH	0.14
헝가리	HU	0.13
케냐	KE	0.13
파키스탄	PK	0.11
도미니카 공화국	DO	0.10
나이지리아	NG	0.10
아르헨티나	AR	0.09
칠레	CL	0.08
이라크	IQ	0.07
Angola	AO	0.06
에티오피아	ET	0.06
폴란드	PL	0.06
레바논	LB	0.06
파나마	PA	0.05
몽골리아	MN	0.05
볼리비아	BO	0.05
카타르	QA	0.05
룩셈부르크	LU	0.05
캐나다	CA	0.04
잠비아	ZM	0.04
엘살바도르	SV	0.04
그루지야	GE	0.04
바레인	BH	0.04
아제르바이잔	AZ	0.04
스페인	ES	0.02
Tunisia	TN	0.02
카자흐스탄	KZ	0.02
가봉	GA	0.01
Honduras	HN	0.01
오스트리아	AT	0.01
벨라루스	BY	0.01
트리니다드 토바고	TT	0.01
Uzbekistan	UZ	0.01
Surinam	SR	0.01
우루과이	UY	0.01
베네수엘라	VE	0.01
Saudi Arabia	SA	0.00
Armenia	AM	0.00
요르단	JO	0.00
현금 및 기타 순자산		6.89

현재 투자종목 명세서서 2020년 10월 31일

공인된 주식 또는 공식 증권거래소에서 거래됨

에너지

	국가 코드	CCY	주식 또는 명목	시가(USD)	% 순자산
Thaioil Treasury 2.50% 18/06/2030 Reg S	TH	USD	32,701,023	31,702,216	1.17
Thaioil Treasury Centre 3.75% 18/06/2050 Reg S	TH	USD	31,656,407	29,288,824	1.08
Thaioil Treasury Center 3.50% 17/10/2049 Reg S	TH	USD	31,565,570	28,098,080	1.04
PTTEP Treasury Center 3.903% 06/12/2059 Reg S	TH	USD	22,700,868	24,341,569	0.90
CNPC Global Capital 2.00% 23/06/2030 Reg S	VG	USD	16,350,511	16,229,435	0.60
GS Caltex 1.625% 27/07/2025 Reg S	KR	USD	9,696,762	9,712,527	0.36
PTTEP Treasury 2.587% 10/06/2027 Reg S	TH	USD	9,174,454	9,468,678	0.35
Pertamina Persero 4.15% 25/02/2060 Reg S	ID	USD	8,280,626	8,258,126	0.30
Pertamina Persero 4.70% 30/07/2049 Reg S	ID	USD	5,336,625	5,792,025	0.21
Oil India 5.125% 04/02/2029	IN	USD	3,484,476	3,767,863	0.14
Anton Oilfield Services Group 7.50% 02/12/2022	KY	USD	3,633,447	2,145,558	0.08
Medco Oak Tree Pte 7.375% 14/05/2026 Reg S	SG	USD	2,089,232	2,031,201	0.07
ABM Investama 7.125% 01/08/2022 Reg S	ID	USD	2,270,904	1,481,735	0.05
Puma Int'l Fin. 5.00% 24/01/2026 Reg S	LU	USD	1,362,543	1,129,018	0.04
Mongolian Mining 9.25% 15/04/2024 Reg S	SU	USD	908,362	740,153	0.03
PTTEP Canada Int'l Finance 6.35% 12/06/2042 Reg S	CA	USD	181,672	254,823	0.01
Medco Bell Pte 6.375% 30/01/2027 Reg S	SG	USD	272,509	241,306	0.01
CNOOC Finance 2012 5.00% 02/05/2042 Reg S	VG	USD	181,672	241,109	0.01
				174,924,246	6.45

유틸리티

	국가 코드	CCY	주식 또는 명목	시가(USD)	% 순자산
Perusahaan Listrik Negara 4.375% 05/02/2050 Reg S	ID	USD	36,496,158	37,956,004	1.40
Perusahaan Listrik Negara 4.875% 17/07/2049 Reg S	ID	USD	27,046,471	29,934,899	1.10
Hongkong Electric Finance 1.875% 27/08/2030 EMTN	VG	USD	20,438,139	20,012,330	0.74
Adani Electricity Mumbai 3.949% 12/02/2030 Reg S	IN	USD	17,894,726	17,706,494	0.65
Power Sector A&L Mgmt 7.39% 02/12/2024 Reg S	PH	USD	14,079,607	17,670,740	0.65
Perusahaan Listrik Negara 5.45% 21/05/2028 Reg S	ID	USD	11,854,121	13,911,937	0.51
Three Gorges 1.30% 22/09/2025 Reg S	KY	USD	11,808,703	11,754,868	0.43
Contemporary Ruiding 1.875% 17/09/2025 Reg S	VG	USD	11,354,522	11,364,229	0.42
ENN Energy 2.625% 17/09/2030 Reg S	KY	USD	11,127,431	11,203,027	0.41
Perusahaan Listrik Negara 4.00% 30/06/2050 Reg S	ID	USD	10,566,972	10,471,881	0.39
Three Gorges Finance 2.15% 22/09/2030 Reg S	KY	USD	10,446,160	10,398,310	0.38
Adani Transmission 4.00% 03/08/2026 Reg S	IN	USD	9,901,143	10,381,086	0.38
CLP Power Hk 2.50% 30/06/2035 EMTN	VG	USD	10,015,597	10,192,990	0.38
HK Electric Finance 2.25% 09/06/2030 EMTN	VG	USD	8,258,825	8,347,707	0.31
Star Energy Geothermal 4.85% 14/10/2038 Reg S	BM	USD	7,925,456	8,155,959	0.30
CLP Power Hong Kong Fin. 2.125% 30/06/2030 EMTN	VG	USD	7,107,931	7,147,549	0.26
Contemporary Ruiding 2.625% 17/09/2030 Reg S	VG	USD	6,267,696	6,225,750	0.23
Mong Duong Fin. Holdings 5.125% 07/05/2029 Reg S	NL	USD	3,451,775	3,522,326	0.13
Neerg Energy 6.00% 13/02/2022 Reg S	MU	USD	2,452,577	2,495,428	0.09
ReNew Power Synthetic 6.67% 12/03/2024 Reg S	IN	USD	1,362,543	1,428,836	0.05
GCL New Energy Holdings 7.10% 30/01/2021	BM	USD	2,270,904	1,101,389	0.04
Perusahaan Listrik Negara 5.375% 25/01/2029 Reg S	ID	USD	908,362	1,068,288	0.04
Greenko Investment 4.875% 16/08/2023 Reg S	MU	USD	894,736	900,368	0.03
Korea South East Power 2.125% 03/02/2025 Reg S	KR	USD	567,726	593,670	0.02
China Oil & Gas Group 5.50% 25/01/2023	BM	USD	499,599	512,675	0.02
Greenko Solar Mauritius 5.55% 29/01/2025 Reg S	MU	USD	454,181	468,147	0.02
Perushan Gas 5.125% 16/05/2024 Reg S	ID	USD	363,345	398,795	0.01
				255,325,682	9.42

소재

	국가 코드	CCY	주식 또는 명목	시가(USD)	% 순자산
Indonesia 5.45% 15/05/2030 Reg S	ID	USD	44,736,816	51,037,145	1.88
CNAC HK Finbridge 5.125% 14/03/2028	HK	USD	24,979,948	28,218,610	1.04
CNAC HK Finbridge 3.70% 22/09/2050 Reg S	HK	USD	18,621,416	17,828,015	0.66
CNAC HK Finbridge 2.00% 22/09/2025 Reg S	HK	USD	11,808,703	11,613,184	0.43
CNAC HK Finbridge 3.00% 22/09/2030 Reg S	HK	USD	11,808,703	11,592,117	0.43
Indonesia 5.80% 15/05/2050 Reg S	ID	USD	6,585,623	7,685,465	0.28
Chalco Hong Kong Invest. 4.25% VRN (Perpetual)	VG	USD	5,450,170	5,523,717	0.20
Inalum 6.757% 15/11/2048 Reg S	ID	USD	3,497,193	4,511,058	0.17
China Minmetals 3.75% VRN (Perpetual)	CN	USD	4,178,464	4,259,809	0.16
ABJA Investment 5.45% 24/01/2028	SG	USD	3,633,447	3,517,475	0.13
Vedanta Resources 6.125% 09/08/2024 Reg S	GB	USD	2,725,085	1,594,933	0.06
Indonesia 5.71% 15/11/2023 Reg S	ID	USD	726,689	800,448	0.03
Tianqi Fin 3.75% 28/11/2022	VG	USD	1,521,506	633,992	0.02
ENN Clean Energy Int'l Inv. 7.50% 27/02/2021	VG	USD	454,181	459,290	0.02
CNAC HK Finbridge 4.625% 14/03/2023	HK	USD	396,954	420,458	0.02
Sinochem Int'l Dev. 3.125% 25/07/2022	SG	USD	363,345	372,414	0.01
Voyage Bonds 3.375% 28/09/2022	VG	USD	249,799	257,462	0.01
Minmetals Bounteous Finance 4.75% 30/07/2025	VG	USD	181,672	204,484	0.01
Minmetals Bounteous Finance 4.20% 27/07/2026	VG	USD	181,672	202,800	0.01
CNAC HK Finbridge 3.875% 19/06/2029	HK	USD	181,672	191,355	0.01
Sinochem Overseas Capital 4.50% 12/11/2020 Reg S	VG	USD	181,672	181,865	0.01
				151,106,096	5.57

산업재

	국가 코드	CCY	주식 또는 명목	시가(USD)	% 순자산
CMB International 1.875% 12/08/2025 EMTN	HK	USD	36,334,470	35,833,367	1.32
BOC Aviation 3.25% 29/04/2025 Reg S	SG	USD	31,247,644	32,670,911	1.21
Yunda Holdings 2.25% 19/08/2025 Reg S	VG	USD	31,043,262	30,859,780	1.14
CMB International 2.75% 12/08/2030 EMTN	HK	USD	31,452,025	30,639,418	1.13
MTR 1.625% 19/08/2030 EMTN	HK	USD	30,657,209	29,960,912	1.11
Adani Ports& Special Econ. 4.00% 30/07/2027 Reg S	IN	USD	29,022,158	29,218,060	1.08
CSSC Capital 2015 3.00% 13/02/2030	VG	USD	29,476,338	28,710,351	1.06
AVIX Intl. Finance 3.30% 23/09/2030 Reg S	VG	USD	22,709,043	22,131,998	0.82
Goodman HK Finance 3.00% 22/07/2030 EMTN	KY	USD	18,803,088	19,322,335	0.71
CSSC Capital 2015 2.50% 13/02/2025	VG	USD	14,533,788	14,629,880	0.54
Nan Fung Treasury 3.625% 27/08/2030 EMTN	VG	USD	13,171,245	13,107,888	0.48
Marubeni 1.319% 18/09/2025 Reg S	JP	USD	11,808,703	11,746,876	0.43
BOC Aviation 2.625% 17/01/2025 GMTN	SG	USD	11,286,395	11,488,515	0.42
BOC Aviation 2.625% 17/09/2030 Reg S	SG	USD	11,354,522	11,048,851	0.41
Eastern Creation 1.00% 10/09/2023 EMTN	VG	USD	10,832,214	10,770,271	0.40
Nan Fung Treasury 5.00% 05/09/2028 EMTN	VG	USD	2,725,085	2,992,285	0.11
Jasa Marga 7.50% 11/12/2020 Reg S	ID	IDR	27,541,527,883	1,858,215	0.07
GMR Int'l Airport 5.375% 10/04/2024 Reg S	IN	USD	1,822,174	1,801,478	0.07
Dianjian Haiyu 3.50% VRN (Perpetual) EMTN	VG	USD	1,748,596	1,772,522	0.07
Indika Energy Capital Pte 5.875% 09/11/2024 Reg S	SG	USD	1,816,723	1,718,801	0.06
eHi Car Services 5.875% 14/08/2022	KY	USD	1,362,543	1,164,912	0.04
CAR 8.875% 10/05/2022	KY	USD	635,853	549,211	0.02
Nan Fung Treasury 4.875% 29/05/2024 EMTN	VG	USD	454,181	489,908	0.02
CMHI Finance BVI 5.00% 06/08/2028	VG	USD	249,799	293,766	0.01
Soechi Capital Pte 8.375% 31/01/2023 Reg S	SG	USD	454,181	278,169	0.01
Yangzhou Urban Construction 4.375% 19/12/2020	CN	USD	227,090	227,955	0.01
China Railway Xunjie 3.25% 28/07/2026	VG	USD	181,672	196,533	0.01
PSA Treasury 2.50% 12/04/2026 GMTN	SG	USD	181,672	193,913	0.01
Chengdu Communications Group 4.75% 13/12/2027	CN	USD	181,672	190,783	0.01
Jiaxing City Inv. & Dev. Group 4.40% 03/01/2021	CN	USD	181,672	182,399	0.01
				346,050,263	12.77

정보 기술

	국가 코드	CCY	주식 또는 명목	시가(USD)	% 순자산
Semiconductor Manu. Intl. 2.693% 27/02/2025	KY	USD	50,945,468	50,324,041	1.86
Lenovo Group 3.421% 02/11/2030 Reg S	HK	USD	15,419,440	15,700,537	0.58
Tencent Holdings 2.39% 03/06/2030 Reg S	KY	USD	15,442,150	15,652,238	0.58
Xiaomi Best Time Intl. 3.375% 29/04/2030 Reg S	HK	USD	10,219,070	10,661,888	0.39
Lenovo Securities 5.375% VRN (Perpetual) EMTN	KY	USD	3,315,520	3,447,995	0.13
Tsinghua Unic 4.75% 31/01/2021	VG	USD	1,816,723	1,169,514	0.04
Tencent Holdings 2.985% 19/01/2023 Reg S	KY	USD	681,271	709,808	0.03
Tencent Holdings 3.595% 19/01/2028 Reg S	KY	USD	454,181	497,077	0.02
SGSP Australia Assets 3.25% 29/07/2026 EMTN	AU	USD	181,672	198,931	0.01
Foxconn Far East 3.00% 23/09/2026 EMTN	KY	USD	181,672	195,913	0.01
				98,557,942	3.64

소비재

	국가 코드	CCY	주식 또는 명목	시가(USD)	% 순자산
Sands China 5.40% 08/08/2028	KY	USD	27,023,762	29,443,199	1.09
Las Vegas Sands 3.90% 08/08/2029	US	USD	19,075,596	19,063,912	0.70
GOHL Capital 4.25% 24/01/2027	GB	USD	19,257,269	19,053,139	0.70
Resorts World Las Vegas 4.625% 16/04/2029 Reg S	US	USD	18,893,924	17,500,807	0.65
Sands China 5.125% 08/08/2025	KY	USD	12,353,720	13,330,837	0.49
Meituan 3.05% 28/10/2030 Reg S	KY	USD	10,968,468	10,954,163	0.40
Meituan 2.125% 28/10/2025 Reg S	KY	USD	9,628,634	9,649,231	0.36
Studio City Finance 6.50% 15/01/2028 Reg S	VG	USD	7,569,378	7,548,184	0.28
Prosus 4.027% 03/08/2050 Reg S	NL	USD	5,949,769	6,102,086	0.23
Sunny Express Enterprises 3.35% VRN (Perpetual)	VG	USD	5,586,425	5,670,015	0.21
Minor International 3.10% VRN (Perpetual)	TH	USD	5,154,953	5,187,122	0.19
Sands China 4.60% 08/08/2023	KY	USD	3,633,447	3,877,578	0.14
Studio City Finance 6.00% 15/07/2025 Reg S	VG	USD	3,746,992	3,770,411	0.14
Li & Fung 5.25% (Perpetual) EMTN	BM	USD	4,541,809	3,349,586	0.12
Melco Resorts Finance 5.375% 04/12/2029 Reg S	KY	USD	3,133,848	3,023,148	0.11
Prosus 2.031% 03/08/2032 Reg S	NL	EUR	2,134,650	2,521,304	0.09
Future Retail 5.60% 22/01/2025 Reg S	IN	USD	2,725,085	1,880,309	0.07
Baoxin Auto Finance I 9.109% VRN (Perpetual)	VG	USD	2,270,904	1,635,045	0.06
PB International 7.625% 26/01/2022	NL	USD	908,362	590,433	0.02
Kia Motors 3.25% 21/04/2026 Reg S	KR	USD	272,509	293,397	0.01
JD.com 3.875% 29/04/2026	KY	USD	181,672	201,742	0.01
Alibaba Group Holding 3.125% 28/11/2021	KY	USD	181,672	186,080	0.01
Well Hope Development 3.875% VRN (Perpetual)	KY	USD	181,672	183,710	0.01
				165,015,438	6.09

소비재

	국가 코드	CCY	주식 또는 명목	시가(USD)	% 순자산
China Mengniu Dairy 2.50% 17/06/2030 Reg S	KY	USD	16,350,511	16,346,919	0.60
Tingyi Cayman 1.625% 24/09/2025 Reg S	KY	USD	5,904,351	5,839,210	0.22
CK Hutchison 3.375% 08/05/2050 Reg S	KY	USD	5,313,916	5,738,719	0.21
Wens Foodstuffs 3.258% 29/10/2030 Reg S	CN	USD	703,980	676,875	0.02
SSMS Plantation Holdings 7.75% 23/01/2023	SG	USD	620,411	367,584	0.01
				28,969,307	1.07

건강

	국가 코드	CCY	주식 또는 명목	시가(USD)	% 순자산
Yestar International Holdings 6.90% 15/09/2021	KY	USD	1,271,706	499,225	0.02
				499,225	0.02

금융

	국가 코드	CCY	주식 또는 명목	시가(USD)	% 순자산
China Great Wall 2.375% 18/08/2030 Reg S	VG	USD	45,994,897	44,058,691	1.63
ICBCIL Finance 1.75% 25/08/2025 EMTN	HK	USD	40,876,278	40,678,318	1.50
Huarong Finance 2019 4.50% 29/05/2029 EMTN	VG	USD	28,999,448	31,386,187	1.16

* 이사회 결정으로 가격이 책정된 유가증권.

별첨 재무제표에 대한 주석은 본 재무제표의 중요한 일부입니다. 투자종목 명세서 및 지역별 ㅐ의 순자산 비율은 반올림되었습니다.

현재 투자종목 명세서서 2020년 10월 31일

	국가 코드	CCY	주식 또는 명목	시가(USD)	% 순자산
Huarong Finance 2019 3.75% 29/05/2024 EMTN	VG	USD	27,250,852	28,489,450	1.05
China Cinda Finance 4.75% 08/02/2028 EMTN	VG	USD	24,525,767	28,184,803	1.04
Philippine National Bank 3.28% 27/09/2024 EMTN	PH	USD	25,706,637	27,038,955	1.00
Huarong Finance 2019 3.375% 24/02/2030 EMTN	VG	USD	23,822,695	23,754,454	0.88
Sumitomo Mitsui Fin. Group 2.142% 23/09/2030	JP	USD	22,709,043	22,321,883	0.82
Union Bank 2.125% 22/10/2025 EMTN	PH	USD	21,687,136	21,681,952	0.80
Minejesa Capital 5.625% 10/08/2037 Reg S	NL	USD	20,211,049	21,005,242	0.77
Inventive Global 1.65% 03/09/2025 EMTN	VG	USD	20,438,139	20,174,729	0.74
Rizal Commercial Banking 3.00% 11/09/2024 EMTN	PH	USD	17,327,000	17,870,329	0.66
CDBL Funding 3.50% 24/10/2027 EMTN	KY	USD	16,373,220	17,512,253	0.65
Bank Of East Asia 4.00% VRN 29/05/2030 EMTN	HK	USD	16,350,511	16,806,364	0.62
Rizal Commercial Banking 4.125% 16/03/2023 EMTN	PH	USD	13,625,426	14,339,221	0.53
Minejesa Capital 4.625% 10/08/2030 Reg S	NL	USD	13,625,426	14,046,997	0.52
Korea Development Bank 0.80% 27/04/2026	KR	USD	12,717,064	12,607,313	0.47
Bosci BVI 1.25% 10/09/2023 Reg S	VG	USD	11,808,703	11,698,878	0.43
Huarong Finance 2019 3.625% 30/09/2030 EMTN	VG	USD	11,263,686	11,419,055	0.42
United Overseas Bank 1.75% VRN 16/03/2031 GMTN	SG	USD	11,354,522	11,305,641	0.42
Power Finance 4.50% 18/06/2029	IN	USD	11,013,886	11,292,664	0.42
ICBC Singapore 1.00% 09/09/2023 GMTN	CN	USD	11,354,522	11,292,099	0.42
ICBC Singapore 1.20% 09/09/2025 GMTN	CN	USD	11,354,522	11,204,674	0.41
Kookmin Bank 2.50% 04/11/2030 Reg S	KR	USD	10,150,942	10,158,555	0.37
CSCIF Asia 1.75% 04/08/2025 EMTN	VG	USD	10,082,815	10,095,097	0.37
Huarong Finance 2017 4.75% 27/04/2027	VG	USD	9,083,617	9,951,873	0.37
Shinhan Fin. Group 3.34% VRN 05/02/2030 Reg S	KR	USD	9,310,708	9,753,664	0.36
BDO Unibank 2.125% 13/01/2026 EMTN	PH	USD	9,083,617	9,113,876	0.34
Korea Development Bank 0.50% 27/10/2023	KR	USD	8,288,801	8,294,631	0.31
CCBL Cayman 1.99% 21/07/2025 EMTN	KY	USD	7,880,038	7,926,698	0.29
Power Finance 3.25% 16/09/2024	IN	USD	7,630,239	7,799,077	0.29
ANZ 6.75% VRN (Perpetual) Reg S	AU	USD	5,949,769	6,752,958	0.25
Fortune Star 6.85% 02/07/2024	VG	USD	5,858,933	6,140,432	0.23
AIA Group 3.20% 16/09/2040 Reg S	HK	USD	5,790,806	5,966,152	0.22
Kookmin Bank 4.35% VRN (Perpetual) Reg S	KR	USD	5,677,261	5,927,543	0.22
Power Finance 3.75% 18/06/2024 EMTN	IN	USD	5,450,170	5,637,596	0.21
PTT Treasury 3.70% 16/07/2070 Reg S	TH	USD	4,541,809	4,420,443	0.16
Kasikornbank PCL 3.343% VRN 02/10/2031 EMTN	TH	USD	4,087,628	4,010,658	0.15
Vigorous Champion 2.75% 02/06/2025 EMTN	VG	USD	3,402,723	3,487,090	0.13
Shinhan Financial Group 5.875% VRN (Perpetual)	KR	USD	2,849,531	3,080,980	0.11
QBE Insurance Group 5.25% VRN (Perpetual) EMTN	AU	USD	2,149,184	2,213,930	0.08
Shriram Transport Finance 5.95% 24/10/2022 Reg S	IN	USD	1,794,014	1,750,246	0.06
Huarong Finance 2019 2.50% 24/02/2023 EMTN	VG	USD	1,362,543	1,373,584	0.05
Chong HING Bank 5.70% VRN (Perpetual) EMTN	HK	USD	1,226,288	1,222,494	0.05
REC 4.625% 22/03/2028 EMTN	IN	USD	1,090,034	1,142,241	0.04
Vedanta Resources Fin. II 9.25% 23/04/2026 Reg S	GB	USD	1,816,723	1,140,902	0.04
Mongolian Mortgage 9.75% 29/01/2022 Reg S	MN	USD	1,112,743	1,107,282	0.04
Azure Orbit Iv 4.00% 25/01/2028 EMTN	KY	USD	908,362	994,423	0.04
Dev. Bank of Mongolia 7.25% 23/10/2023 Reg S	MN	USD	908,362	950,174	0.04
BDO Unibank 2.95% 06/03/2023 EMTN	PH	USD	840,235	873,739	0.03
Siam Commercial Bank 3.20% 26/07/2022 GMTN	TH	USD	726,689	750,939	0.03
Union Bank of the Phil. 3.369% 29/11/2022 EMTN	PH	USD	703,980	731,886	0.03
Industrial Bank of Korea 2.125% 23/10/2024 Reg S	KR	USD	658,562	691,951	0.03
Tuspark Forward 6.95% 18/06/2022	VG	USD	1,362,543	609,717	0.02
ICBCIL Finance 3.75% 05/03/2024 EMTN	HK	USD	454,181	483,905	0.02
REC 3.375% 25/07/2024 GMTN	IN	USD	454,181	463,431	0.02
Oversea-Chinese Banking 4.25% 19/06/2024 Reg S	SG	USD	399,679	437,690	0.02
Rongshi International Finance 2.875% 04/05/2022	VG	USD	408,763	418,296	0.02
Shinhan Bank 3.875% 24/03/2026 Reg S	KR	USD	363,345	401,099	0.01
China Cinda 4.75% 21/02/2029 EMTN	VG	USD	340,636	395,104	0.01
Daegu Bank 3.75% 13/08/2023	KR	USD	340,636	366,435	0.01
Pearl Holding III 9.50% 11/12/2022 Reg S	KY	USD	1,362,543	333,824	0.01
Joy Treasure Assets Holdings 4.50% 20/03/2029	VG	USD	249,799	281,227	0.01
Malayan Banking 3.905% VRN 29/10/2026	MY	USD	272,509	278,042	0.01
Bank of China 5.00% 13/11/2024 Reg S	CN	USD	181,672	201,745	0.01
Dai-ichi Life Insur. 4.00% VRN (Perpetual) Reg S	JP	USD	181,672	197,266	0.01
Shanghai Commercial Bank 3.75% VRN 29/11/2027	HK	USD	181,672	186,116	0.01
United Overseas Bank 2.88% VRN 08/03/2027 EMTN	SG	USD	181,672	185,238	0.01
				608,870,401	**22.46**

부동산

Elect Global Investments 4.10% VRN (Perpetual)	VG	USD	30,498,245	29,964,526	1.11
Wharf REIC Finance 2.875% 07/05/2030 EMTN	VG	USD	22,686,334	23,420,195	0.86
Longfor Group Holdings 3.85% 13/01/2032	KY	USD	15,442,150	16,117,125	0.59
Country Garden Holdings 5.625% 14/01/2030	KY	USD	9,083,617	9,969,270	0.37
Vanke Real Estate 3.50% 12/11/2029 EMTN	HK	USD	7,721,075	8,045,527	0.30
Country Garden Holdings 5.125% 14/01/2027	KY	USD	6,051,506	6,467,722	0.24
Longfor Group Holdings 3.95% 16/09/2029	KY	USD	5,586,425	5,951,764	0.22
Longfor Group Holdings 4.50% 16/01/2028	KY	USD	5,398,394	5,935,549	0.22
Times China Holdings 7.625% 21/02/2022	KY	USD	5,768,097	5,890,514	0.22
NWD MTN 4.125% 18/07/2029	VG	USD	3,860,537	3,922,350	0.14
Franshion Brilliant 4.00% VRN (Perpetual)	VG	USD	3,815,119	3,848,375	0.14
Yuzhou Properties 7.375% 13/01/2026	KY	USD	2,566,122	2,476,629	0.09
CFLD Cayman Investment 9.00% 31/07/2021	KY	USD	2,407,159	2,414,661	0.09
Longfor Group Holdings 3.90% 16/04/2023	KY	USD	2,293,613	2,410,001	0.09
Country Garden Holdings 5.40% 27/05/2025	KY	USD	2,225,486	2,398,058	0.09
Properties 9.875% 02/05/2021	KY	USD	2,248,195	2,265,057	0.08
RKPF Overseas 7.875% 01/02/2023	VG	USD	2,122,841	2,238,324	0.08
China Aoyuan Group 8.50% 23/01/2022	KY	USD	1,986,587	2,041,219	0.08
Yango Justice International 10.25% 18/03/2022	HK	USD	1,884,851	1,981,444	0.07
Seazen Group 6.45% 11/06/2022	KY	USD	1,673,202	1,705,545	0.06
Kaisa Group Holdings 11.75% 26/02/2021	KY	USD	1,544,215	1,567,378	0.06
Easy Tactic 9.125% 28/07/2022	VG	USD	1,566,924	1,484,627	0.05
China Evergrande Group 8.25% 23/03/2022	KY	USD	1,725,887	1,454,047	0.05
China South City Holdingss 10.875% 26/06/2022	HK	USD	1,385,252	1,355,790	0.05
Theta Capital 6.75% 31/10/2026	SG	USD	1,635,051	1,353,077	0.05
China South City Holdings 11.50% 12/02/2022	HK	USD	1,362,543	1,349,736	0.05
Ronshine China Holdings 11.25% 22/08/2021	KY	USD	1,272,615	1,320,341	0.05
KWG Group Holdings 7.40% 13/01/2027	KY	USD	1,305,316	1,310,340	0.05
Wanda Group Overseas 7.50% 24/07/2022	HK	USD	1,362,543	1,297,755	0.05
Kaisa Group Holdings 11.25% 09/04/2022	KY	USD	1,248,997	1,277,101	0.05
Zhenro Properties Group 9.80% 20/08/2021	KY	USD	1,169,062	1,198,277	0.04
Jababeka International 6.50% 05/10/2023 Reg S	NL	USD	1,362,543	1,154,826	0.04
Kaisa Group Holdings 11.50% 30/01/2023	KY	USD	1,134,544	1,148,645	0.04
Redco Properties Group 8.50% 19/08/2021	KY	USD	1,135,452	1,132,616	0.04
Ronshine China Holdings 10.50% 01/03/2022	KY	USD	999,198	1,046,652	0.04
Lodha Developers International 14.00% 12/03/2023	MU	USD	1,112,743	1,034,851	0.04
Easy Tactic 8.125% 11/07/2024	VG	USD	1,226,288	1,031,492	0.04
Redsun Properties Group 9.95% 11/04/2022	KY	USD	953,780	983,497	0.04
China Evergrande Group 12.00% 22/01/2024	KY	USD	1,112,743	940,195	0.03
Franshion Brilliant 4.00% 21/06/2024 Reg S	VG	USD	908,362	936,401	0.03
Kaisa Group Holdings 10.50% 15/01/2025	KY	USD	908,362	849,318	0.03
China Evergrande Group 11.50% 22/01/2023	KY	USD	987,389	826,884	0.03
Kaisa Group Holdings 9.95% 23/07/2025	KY	USD	908,362	822,067	0.03
KWG Group Holdings 7.875% 01/09/2023	KY	USD	635,853	668,432	0.02
Theta Capital 8.125% 22/01/2025	SG	USD	726,689	657,654	0.02
APL Realty Holdings Pte 5.95% 02/06/2024	SG	USD	908,362	630,001	0.02
Fantasia Holdings Group 12.25% 18/10/2022	KY	USD	454,181	478,010	0.02
Fantasia Holdings Group 10.875% 09/01/2023	KY	USD	442,372	455,095	0.02
Fantasia Holdings Group 15.00% 18/12/2021	KY	USD	419,663	451,130	0.02
China Overseas Finance 2.75% 02/03/2030 EMTN	KY	USD	272,509	275,064	0.01
Yuzhou Properties 8.50% 04/02/2023	KY	USD	227,090	239,006	0.01
China Aoyuan Group 7.95% 19/02/2023	KY	USD	215,282	226,836	0.01
Huzhou City Inv. Dev. Group 4.875% 20/12/2020	CN	USD	204,381	205,054	0.01
Sino-Ocean Land Treasure 6.00% 30/07/2024 Reg S	VG	USD	181,672	198,656	0.01
Swire Properties MTN Fin. 3.50% 10/01/2028 EMTN	HK	USD	181,672	195,348	0.01
				171,020,054	**6.31**

정부

Heungkuk Life Insurance 4.475% VRN (Perpetual)	KR	USD	28,148,314	28,218,723	1.04
Indonesia 4.45% 15/04/2070	ID	USD	13,927,911	16,513,288	0.61
Indonesia 7.00% 15/09/2030	ID	IDR	158,262,048,812	11,151,387	0.41
Sri Lanka 6.85% 14/03/2024 Reg S	LK	USD	3,910,497	2,229,138	0.08
Indonesia 7.00% 15/05/2027	ID	IDR	27,250,852,127	1,930,758	0.07
Sri Lanka 7.85% 14/03/2029 Reg S	LK	USD	3,043,012	1,673,563	0.06
Indonesia 8.375% 15/09/2026	ID	IDR	13,625,426,063	1,038,793	0.04
Sri Lanka 7.55% 28/03/2030 Reg S	LK	USD	908,362	498,788	0.02
Sri Lanka 6.75% 18/04/2028 Reg S	LK	USD	908,362	490,566	0.02
				63,745,004	**2.35**

개방형 펀드

Fidelity ILF - The US Dollar Fund - A-ACC-USD	IE	USD	4,451	80,860,362	2.98
				80,860,362	**2.98**

커뮤니케이션 서비스

Axiata SPV5 3.064% 19/08/2050 EMTN	MY	USD	24,889,112	23,906,125	0.88
PLDT 3.45% 23/06/2050 Reg S	PH	USD	8,947,363	9,238,130	0.34
Globe Telecom 2.50% 23/07/2030 Reg S	PH	USD	9,333,417	9,073,437	0.33
Globe Telecom 3.00% 23/07/2035 Reg S	PH	USD	8,561,309	8,134,573	0.30
Tencent Music 2.00% 03/09/2030	KY	USD	8,175,256	8,074,310	0.30
PLDT 2.50% 23/01/2031 Reg S	PH	USD	6,176,860	6,345,836	0.23
Tencent Music 1.375% 03/09/2025	KY	USD	6,131,442	6,135,620	0.23
Bharti Airtel 1.50% 17/02/2025 Reg S	IN	USD	2,407,159	2,663,461	0.10
Bharti Airtel Int'l 5.35% 20/05/2024 Reg S	NL	USD	2,180,068	2,371,206	0.09
SoftBank Group 5.125% 19/09/2027	JP	USD	1,095,484	1,109,315	0.04
SoftBank Group 6.25% 15/04/2028	JP	USD	990,114	1,075,976	0.04
SoftBank Group 6.125% 20/04/2025	JP	USD	892,920	955,424	0.04
Dr Peng Holding HongKong 7.55% 01/12/2021	HK	USD	1,219,021	844,172	0.03
SingTel Group Treasury 2.375% 03/10/2026 EMTN	SG	USD	454,181	484,662	0.02
Axiata SPV2 4.357% 24/03/2026 EMTN	MY	USD	317,927	361,975	0.01
HKT Capital 3.00% 14/07/2026	VG	USD	181,672	193,771	0.01
				80,967,993	**2.99**

증권 자격 취득 또는 기타 통제 된 시장 에서 죽음을 맞게

에너지

CNPC General Capital 3.40% 16/04/2023 Reg S	VG	USD	181,672	191,986	0.01
				191,986	**0.01**

현재 투자종목 명세서서 2020년 10월 31일

	국가 코드	CCY	주식 또는 명목	시가(USD)	% 순자산
소재					
Syngenta Finance 5.182% 24/04/2028 144A	NL	USD	14,493,820	15,865,969	0.59
Syngenta Finance 5.182% 24/04/2028 Reg S	NL	USD	11,581,612	12,678,059	0.47
Newcastle 4.40% 29/09/2027 Reg S	AU	USD	11,831,412	11,598,007	0.43
Syngenta Finance 4.892% 24/04/2025 Reg S	NL	USD	4,178,464	4,532,417	0.17
				44,674,452	1.65
산업재					
Adani Ports&Special Econ. 4.375% 03/07/2029 Reg S	IN	USD	11,157,407	11,290,106	0.42
Transurban Finance 2.45% 16/03/2031 Reg S	AU	USD	4,859,735	4,955,423	0.18
Hutchison Whampoa Int'l 7.45% 24/11/2033 Reg S	KY	USD	181,672	283,771	0.01
SMBC Aviation Capital Fin. 2.65% 15/07/2021 Reg S	IE	USD	181,672	183,104	0.01
				16,712,404	0.62
소비재					
Sands China 4.375% 18/06/2030 Reg S	KY	USD	23,753,659	24,419,237	0.90
Nissan Motor 4.81% 17/09/2030 Reg S	JP	USD	22,709,043	22,878,078	0.84
Nissan Motor 4.345% 17/09/2027 Reg S	JP	USD	16,895,528	16,972,548	0.63
Wynn Macau 5.125% 15/12/2029 Reg S	KY	USD	12,421,847	11,518,779	0.42
Sands China 3.80% 08/01/2026 Reg S	KY	USD	7,130,640	7,322,026	0.27
				83,110,668	3.07
건강					
Takeda Pharmaceutical 3.175% 09/07/2050	JP	USD	7,993,583	8,146,261	0.30
Takeda Pharmaceutical 3.375% 09/07/2060	JP	USD	4,746,190	4,961,540	0.18
				13,107,801	0.48
금융					
Hyundai Capital America 6.375% 08/04/2030 Reg S	US	USD	52,465,157	67,146,671	2.48
Westpac Banking 5.00% VRN (Perpetual)	AU	USD	27,250,852	27,617,964	1.02
QBE Insurance Group 5.875% VRN (Perpetual) Reg S	AU	USD	13,943,353	14,919,387	0.55
Hyundai Capital America 5.875% 07/04/2025 Reg S	US	USD	11,309,104	13,180,835	0.49
Macquarie 3.624% 03/06/2030 Reg S	AU	USD	9,129,035	9,619,552	0.35
QBE Insurance Group 5.875% VRN (Perpetual) 144A	AU	USD	6,244,987	6,682,136	0.25
Oversea-Chinese Bkg 1.832% VRN 10/09/2030 Reg S	SG	USD	4,496,391	4,487,705	0.17
HSBC Holdings 6.375% VRN (Perpetual)	GB	USD	4,087,628	4,257,871	0.16
				147,912,121	5.46
부동산					
China Evergrande Group 8.90% 24/05/2021	KY	USD	681,271	652,104	0.02
				652,104	0.02
정부					
Philippine 6.375% 15/01/2032	PH	USD	3,951,374	5,585,951	0.21
				5,585,951	0.21
목록에 없음					
산업재					
ITNL Offshore 7.50% 18/01/2021 (Defaulted)	SG	CNY	15,869,080	296,357	0.01
Jain Int'l Trading 7.125% 01/02/2022 (Defaulted)	NL	USD	1,226,288	239,126	0.01
Blue Skyview 15.758% VRN (Perpetual) (Defaulted)	VG	USD	454,181	114,371	0.00
				649,854	0.02
정보 기술					
Nuoxi Capital 5.35% 24/01/2023 (Defaulted)	VG	USD	181,672	18,167	0.00
				18,167	0.00
소비재					
Top Wise Excellence 6.00% 16/03/2020 (Defaulted)	VG	USD	908,362	98,557	0.00
				98,557	0.00
금융					
Tianjin State-OCI. & Management. 1.60% 17/12/2039*	CN	USD	19,058,338	3,906,959	0.14
Yihua Overseas Invest. 8.50% 23/10/2020 (Defaulted)	VG	USD	681,271	54,502	0.00
				3,961,461	0.15
부동산					
JGC Ventures 10.75% 30/08/2021 (Defaulted)	SG	USD	772,107	316,564	0.01
				316,564	0.01
단주				(10)	(0.00)
총 투자 (비용 USD 2,542,069,680)				2,542,904,093	93.82

	기본 노출 USD	미실현 이익 / (손실) USD	% 순자산
선물환 계약			
구입 KRW 판매 USD 에 1187.75000 14/12/2020	16,907,268	768,904	0.03
구입 PHP 판매 USD 에 49.21700 13/11/2020	16,536,809	261,826	0.01
구입 SGD 판매 USD 에 1.36752 14/12/2020	17,270,245	24,501	0.00
구입 USD 판매 IDR 에 0.00007 12/11/2020	886,215	(10,569)	(0.00)
구입 USD 판매 KRW 에 0.00086 14/12/2020	17,676,172	(423,932)	(0.02)
		620,730	0.02
A 주식 (EUR) (헤지)			
구입 USD 판매 EUR 에 1.16755 05/11/2020	75,322,986	158,111	0.01
구입 EUR 판매 USD 에 0.85344 05/11/2020	1,454,122	(8,231)	(0.00)
구입 EUR 판매 USD 에 0.85004 05/11/2020	1,207,595	(11,619)	(0.00)
구입 EUR 판매 USD 에 0.84805 05/11/2020	1,855,429	(22,142)	(0.00)
구입 EUR 판매 USD 에 0.84527 05/11/2020	1,464,855	(22,227)	(0.00)
구입 EUR 판매 USD 에 0.85060 05/11/2020	3,907,965	(35,052)	(0.00)
구입 EUR 판매 USD 에 0.85040 05/11/2020	3,917,470	(36,051)	(0.00)
구입 EUR 판매 USD 에 0.85595 04/12/2020	76,177,401	(158,599)	(0.01)
구입 EUR 판매 USD 에 0.85399 05/11/2020	61,961,854	(310,983)	(0.01)
		(446,793)	(0.02)
A-HMDIST (G) 주식 (AUD) (헤지)			
구입 USD 판매 AUD 에 0.70460 05/11/2020	51,147,791	115,876	0.00
구입 AUD 판매 USD 에 1.40775 05/11/2020	1,588,496	(16,431)	(0.00)
구입 AUD 판매 USD 에 1.39629 05/11/2020	979,098	(18,017)	(0.00)
구입 AUD 판매 USD 에 1.39275 05/11/2020	1,195,265	(24,968)	(0.00)
구입 AUD 판매 USD 에 1.40336 05/11/2020	1,982,025	(26,610)	(0.00)
구입 AUD 판매 USD 에 1.39036 05/11/2020	1,333,614	(30,098)	(0.00)
구입 AUD 판매 USD 에 1.41904 04/12/2020	51,883,409	(117,038)	(0.00)
구입 AUD 판매 USD 에 1.40306 05/11/2020	44,796,506	(611,089)	(0.02)
		(728,375)	(0.03)
A-MINCOME (G) 주식 (SGD) (헤지)			
구입 SGD 판매 USD 에 1.37044 05/11/2020	169,690,918	602,004	0.02
구입 USD 판매 SGD 에 0.73265 05/11/2020	185,279,308	94,932	0.00
구입 SGD 판매 USD 에 1.36280 05/11/2020	4,297,903	(8,798)	(0.00)
구입 SGD 판매 USD 에 1.35844 05/11/2020	3,520,724	(18,452)	(0.00)
구입 SGD 판매 USD 에 1.35784 05/11/2020	3,630,851	(20,641)	(0.00)
구입 SGD 판매 USD 에 1.35663 05/11/2020	3,608,500	(23,701)	(0.00)
구입 SGD 판매 USD 에 1.36488 04/12/2020	186,770,906	(97,289)	(0.00)
		528,055	0.02
I-ACC 주식 (EUR) (헤지)			
구입 USD 판매 EUR 에 1.16809 05/11/2020	11,253,947	28,853	0.00
구입 EUR 판매 USD 에 0.85555 04/12/2020	11,259,596	(28,675)	(0.00)
구입 EUR 판매 USD 에 0.84663 05/11/2020	2,167,646	(29,452)	(0.00)
구입 EUR 판매 USD 에 0.85392 05/11/2020	9,162,483	(46,730)	(0.00)
		(76,004)	(0.00)
I-QDIST 주식 (SGD) (헤지)			
구입 SGD 판매 USD 에 1.37044 05/11/2020	87,984,040	312,136	0.01
구입 USD 판매 SGD 에 0.73265 05/11/2020	88,296,177	45,240	0.00
구입 SGD 판매 USD 에 1.36488 04/12/2020	89,081,442	(46,402)	(0.00)
		310,974	0.01
Y 주식 (EUR) (헤지)			
구입 USD 판매 EUR 에 1.16680 05/11/2020	136,152,111	198,270	0.01
구입 EUR 판매 USD 에 0.85297 05/11/2020	3,007,963	(18,662)	(0.00)
구입 EUR 판매 USD 에 0.84805 05/11/2020	2,579,913	(30,787)	(0.00)
구입 EUR 판매 USD 에 0.85651 04/12/2020	136,435,804	(195,543)	(0.01)
구입 EUR 판매 USD 에 0.85386 05/11/2020	131,292,511	(678,826)	(0.03)
		(725,548)	(0.03)
Y-ACC 주식 (CHF) (헤지)			
구입 USD 판매 CHF 에 1.09194 05/11/2020	49,989	22	0.00
구입 CHF 판매 USD 에 0.91505 04/12/2020	49,943	(20)	(0.00)
구입 CHF 판매 USD 에 0.91227 05/11/2020	50,205	(215)	(0.00)
		(213)	(0.00)

	CCY	기본 노출	미실현 이익 / (손실) USD	% 순자산
선물				
US Ultra Bond Future 21/12/2020	USD	(98,277,615)	3,713,778	0.14
US Treasury Note 10 Year Bond Future 21/12/2020	USD	(268,336,278)	1,910,491	0.07
US Treasury Note 5 Year Bond Future 31/12/2020	USD	(184,372,108)	516,555	0.02
US Treasury Note 2 Year Bond Future 31/12/2020	USD	124,973,115	(40,961)	(0.00)
Euro-Bund Bond Future 08/12/2020	EUR	(2,560,127)	(44,043)	(0.00)
US Long Bond Future 21/12/2020	USD	15,506,927	(185,959)	(0.01)

현재 투자종목 명세서서 2020년 10월 31일

	CCY	기본 노출	미실현 이익 / (손실) USD	% 순자산
미국 10 년 Ultra Bond Future 21/12/2020	USD	209,751,449	(1,885,421)	(0.07)
			3,984,440	**0.15**

	CCY	기본 노출	미실현 이익 / (손실) USD	% 순자산
금리 스왑				
Receive fixed 4.36% pay float. (1d FBIL) 14/10/2025	INR	4,541,808,688	59,277	0.00
Receive fixed 2.53% pay float. (7d China) 22/07/2025	CNY	308,842,991	(126,898)	(0.00)
Receive fixed 2.245% pay float. (7d China) 10/06/2025	CNY	383,328,653	(863,009)	(0.03)
			(930,630)	**(0.03)**
기타 자산 및 부채			165,053,203	6.09
순자산			**2,710,493,932**	**100.00**

지역별 배분

국가	국가 코드	% 순자산
버진 아일랜드 (영국령)	VG	19.65
케이맨 제도	KY	14.63
홍콩	HK	10.07
인도네시아	ID	7.59
필리핀	PH	5.45
태국	TH	5.06
미국	US	4.31
인도	IN	3.99
일본	JP	3.33
한국	KR	3.32
네덜란드	NL	3.12
호주	AU	3.12
싱가포르	SG	3.10
아일랜드	IE	2.99
중국	CN	1.19
영국	GB	0.96
말레이시아	MY	0.91
버뮤다	BM	0.48
모리셔스	MU	0.18
스리랑카	LK	0.18
몽골리아	MN	0.08
룩셈부르크	LU	0.04
초 국가	SU	0.03
캐나다	CA	0.01
현금 및 기타 순자산		6.20

현재 투자종목 명세서서 2020년 10월 31일

공인된 주식 또는 공식 증권거래소에서 거래됨

에너지

	국가 코드	CCY	주식 또는 명목	시가(USD)	% 순자산
Medco Bell Pte 6.375% 30/01/2027 Reg S	SG	USD	48,176,509	42,660,299	0.96
Medco Oak Tree Pte 7.375% 14/05/2026 Reg S	SG	USD	43,709,711	42,495,612	0.95
Puma Int'l Fin. 5.125% 06/10/2024 Reg S	LU	USD	35,965,866	30,579,978	0.69
Puma Int'l Fin. 5.00% 24/01/2026 Reg S	LU	USD	36,883,547	30,562,106	0.69
Periama Holdings 5.95% 19/04/2026	US	USD	22,633,459	22,690,042	0.51
Indika Energy Capital 8.25% 22/10/2025 Reg S	SG	USD	22,678,111	22,670,963	0.51
Pertamina Persero 4.15% 25/02/2060 Reg S	ID	USD	22,457,677	22,396,656	0.50
Mongolian Mining 9.25% 15/04/2024 Reg S	SU	USD	26,266,318	21,402,371	0.48
ABM Investama 7.125% 01/08/2022 Reg S	ID	USD	24,960,187	16,286,191	0.37
Thaioil Treasury Centre 4.875% 23/01/2043 Reg S	TH	USD	8,323,109	9,177,476	0.21
Thaioil Treasury Centre 3.75% 18/06/2050 Reg S	TH	USD	9,807,760	9,074,238	0.20
HPCL-Mittal Energy 5.25% 28/04/2027	IN	USD	5,567,328	5,675,537	0.13
HPCL-Mittal Energy 5.45% 22/10/2026 Reg S	IN	USD	5,567,328	5,657,797	0.13
Denbury	US	USD	299,462	4,908,181	0.11
Anton Oilfield Services Group 7.50% 02/12/2022	KY	USD	211,448	124,861	0.00
Honghua Group 6.375% 01/08/2022	KY	USD	52,862	52,595	0.00
				286,414,903	**6.42**

유틸리티

Greenko Investment 4.875% 16/08/2023 Reg S	MU	USD	31,177,036	31,373,279	0.70
ReNew Power 5.875% 05/03/2027 Reg S	IN	USD	28,207,535	28,966,214	0.65
Greenko Solar Mauritius 5.95% 29/07/2026 Reg S	MU	USD	26,614,536	28,166,907	0.63
Neerg Energy 6.00% 13/02/2022 Reg S	MU	USD	25,284,947	25,726,725	0.58
SMC Global Power Holdings 5.95% VRN (Perpetual)	PH	USD	24,155,363	23,365,382	0.52
Greenko Solar Mauritius 5.55% 29/01/2025 Reg S	MU	USD	22,502,765	23,194,725	0.52
Star Energy Geothermal 4.85% 14/10/2038 Reg S	BM	USD	21,467,889	22,092,258	0.50
Perusahaan Listrik Negara 4.00% 30/06/2050 Reg S	ID	USD	19,005,875	18,834,843	0.42
Star Energy Geothermal 6.75% 24/04/2033 Reg S	VG	USD	15,782,038	17,441,147	0.39
GCL New Energy Holdings 7.10% 30/01/2021	BM	USD	29,522,136	14,318,236	0.32
Perusahaan Listrik Negara 4.375% 05/02/2050 Reg S	ID	USD	13,213,033	13,741,554	0.31
ENN Energy 2.625% 17/09/2030 Reg S	KY	USD	5,045,546	5,079,824	0.11
SMC Global Power Holdings 5.70% VRN (Perpetual)	PH	USD	98,676	93,619	0.00
				252,394,713	**5.66**

소재

ABJA Investment 5.45% 24/01/2028	SG	USD	103,982,065	100,663,191	2.26
JSW Steel 5.375% 04/04/2025	IN	USD	49,260,872	49,301,413	1.11
Vedanta Resources 6.125% 09/08/2024 Reg S	GB	USD	45,861,392	26,841,676	0.60
Vedanta Resources 7.125% 31/05/2023 Reg S	GB	USD	42,075,627	26,086,889	0.59
JSW Steel 5.95% 18/04/2024	IN	USD	19,791,009	20,336,763	0.46
Trafigura Group Pte 6.875% VRN (Perpetual)	SG	USD	13,496,994	12,795,151	0.29
UPL 5.25% VRN (Perpetual)	MU	USD	12,623,401	11,910,810	0.27
Vedanta Resources 6.375% 30/07/2022 Reg S	GB	USD	15,763,075	11,160,257	0.25
Tianqi Fin 3.75% 28/11/2022	VG	USD	23,863,415	9,943,579	0.22
ABJA Investment Pte 5.95% 31/07/2024	SG	USD	4,407,468	4,604,261	0.10
ABJA Investment 4.45% 24/07/2023	SG	USD	4,407,468	4,398,812	0.10
Mongolian Mining 0.386% (Perpetual)	KY	USD	5,978,505	2,542,192	0.06
Mongolian Mining	MN	HKD	4,101,959	228,622	0.01
				280,813,616	**6.30**

산업재

Delhi Int'l Airport 6.45% 04/06/2029 Reg S	IN	USD	42,400,997	42,854,688	0.96
eHi Car Services 5.875% 14/08/2022	KY	USD	29,902,702	25,565,449	0.57
Delhi Int'l Airport 6.125% 31/10/2026 Reg S	IN	USD	17,495,684	17,842,379	0.40
GMR Int'l Airport 4.25% 27/10/2027 Reg S	IN	USD	15,078,180	13,647,585	0.31
China Singyes Energy Hldgs 6.00% 19/12/2022 Reg S	BM	USD	13,338,872	12,171,305	0.27
Indika Energy Capital Pte 5.875% 09/11/2024 Reg S	SG	USD	12,712,065	12,026,876	0.27
CAR 8.875% 10/05/2022	KY	USD	10,417,315	8,997,837	0.20
				133,106,119	**2.99**

정보 기술

Network i2i 5.650% VRN (Perpetual) Reg S	MU	USD	53,817,563	54,032,834	1.21
Lenovo Group 3.375% 24/01/2024	HK	USD	19,061,711	20,796,454	0.47
Tsinghua Unic 4.75% 31/01/2021	VG	USD	10,418,216	6,706,719	0.15
				81,536,007	**1.83**

소비재

Melco Resorts Finance 5.375% 04/12/2029 Reg S	KY	USD	76,341,814	73,645,122	1.65
Golden Eagle Retail Group 4.625% 21/05/2023 Reg S	KY	USD	34,889,810	35,151,483	0.79
Studio City Finance 7.25% 11/02/2024 Reg S	VG	USD	32,376,654	33,367,541	0.75
Studio City Finance 6.50% 15/01/2028 Reg S	VG	USD	33,044,063	32,951,539	0.74
Baoxin Auto Finance I 9.109% VRN (Perpetual)	VG	USD	35,622,729	25,648,275	0.58
MGM China Holdings 5.25% 18/06/2025 Reg S	KY	USD	20,000,141	20,194,143	0.45
Li & Fung 5.25% (Perpetual) EMTN	BM	USD	23,455,042	17,298,104	0.39
Wynn Macau 5.50% 01/10/2027 Reg S	KY	USD	14,312,672	13,449,618	0.30
Future Retail 5.60% 22/01/2025 Reg S	IN	USD	16,140,285	11,136,797	0.25
Studio City Finance 6.00% 15/07/2025 Reg S	VG	USD	10,878,916	10,946,909	0.25
MGM China Holdings 5.875% 15/05/2026 Reg S	KY	USD	4,322,919	4,376,523	0.10
Wynn Macau 4.875% 01/10/2024 Reg S	KY	USD	176,207	169,565	0.00
LS Finance 2017 4.875% 15/07/2024 EMTN	VG	USD	158,586	155,790	0.00
				278,491,409	**6.25**

소비재

H&H 5.625% 24/10/2024	KY	USD	21,707,893	22,678,713	0.51
SSMS Plantation Holdings 7.75% 23/01/2023	SG	USD	15,217,083	9,015,891	0.20
Blue Ocean Resources 8.00% 31/12/2021 Reg S	SG	USD	1,400,015	455,005	0.01
				32,149,609	**0.72**

건강

Yestar International Holdings 6.90% 15/09/2021	KY	USD	17,282,805	6,784,595	0.15
				6,784,595	**0.15**

금융

Fortune Star 6.85% 02/07/2024	VG	USD	49,065,911	51,423,334	1.15
Shriram Transport Finance 5.95% 24/10/2022 Reg S	IN	USD	27,504,306	26,833,280	0.60
Bank of East Asia 5.875% VRN (Perpetual)	HK	USD	25,058,282	25,461,713	0.57
Yes Bank Ifsc Banking UB 3.75% 06/02/2023 EMTN	IN	USD	25,424,131	24,689,406	0.55
RKP Overseas Finance 2016 7.950% (Perpetual)	VG	USD	24,575,286	23,887,939	0.54
Bangkok Bank 5.00% VRN (Perpetual) Reg S	TH	USD	22,994,042	23,074,265	0.52
TMB Bank 4.90% VRN (Perpetual) EMTN	TH	USD	23,741,037	22,494,633	0.50
Mongolian Mortgage 9.75% 29/01/2022 Reg S	MN	USD	20,525,427	20,424,685	0.46
Bank of East Asia 5.50% VRN (Perpetual) EMTN	HK	USD	18,758,900	18,754,190	0.42
Bank of East Asia 5.625% VRN (Perpetual)	HK	USD	17,291,635	17,486,166	0.39
Fortune Star 6.75% 02/07/2023	VG	USD	16,203,179	16,779,152	0.38
ANZ 6.75% VRN (Perpetual) Reg S	AU	USD	14,543,493	16,506,792	0.37
Chong HING Bank 5.70% VRN (Perpetual) EMTN	HK	USD	16,117,989	16,068,112	0.36
Tuspark Forward 7.95% 15/08/2021	VG	USD	25,749,512	14,419,782	0.32
Vedanta Resources Fin. II 9.25% 23/04/2026 Reg S	GB	USD	22,903,295	14,383,269	0.32
Vedanta Resources Fin. II 8.00% 23/04/2023 Reg S	GB	USD	19,341,901	12,137,043	0.27
Fortune Star 5.95% 19/10/2025	VG	USD	11,498,803	11,560,659	0.26
Huarong Finance 2019 3.375% 24/02/2030 EMTN	VG	USD	11,157,012	11,125,053	0.25
Kasikornbank PCL 3.343% VRN 02/10/2031 EMTN	TH	USD	11,161,688	10,951,512	0.25
Fortune Star 5.25% 23/03/2022	VG	USD	10,539,198	10,591,790	0.24
Tuspark Forward 6.95% 18/06/2022	VG	USD	20,186,870	9,033,323	0.20
Shriram Transport Finance 5.70% 27/02/2022 EMTN	IN	USD	8,291,646	8,146,317	0.18
Fortune Star 5.95% 29/01/2023	VG	USD	7,989,558	8,133,759	0.18
Unigroup International Holdings 6.00% 10/12/2020	VG	USD	7,458,345	6,348,913	0.14
Sumitomo Mitsui Fin. Group 2.142% 23/09/2030	JP	USD	5,771,708	5,673,307	0.13
Pearl Holding III 9.50% 11/12/2022 Reg S	KY	USD	15,918,585	3,900,066	0.09
Bank of East Asia 5.825% VRN (Perpetual) EMTN	HK	USD	218,496	224,374	0.01
Wealth Driven 5.50% 17/08/2023	VG	USD	148,895	150,126	0.00
Nanyang Commercial Bank 5.00% VRN (Perpetual)	HK	USD	123,345	123,031	0.00
				430,785,991	**9.66**

부동산

Sino-Ocean Land Treasure III 4.90% VRN (Perpetual)	VG	USD	49,055,507	41,202,879	0.92
Yuzhou Properties 7.375% 13/01/2026	KY	USD	39,814,154	38,425,647	0.86
Yuzhou Properties 5.375% VRN (Perpetual)	KY	USD	39,726,053	38,233,820	0.86
China Evergrande Group 8.75% 28/06/2025	KY	USD	51,503,343	38,114,813	0.85
New Metro Global 6.80% 05/08/2023	VG	USD	36,667,642	38,027,341	0.85
Kaisa Group Holdings 9.375% 30/06/2024	KY	USD	41,618,536	37,816,436	0.85
China SCE Group Holdings 7.375% 09/04/2024	KY	USD	35,409,910	36,385,896	0.82
Yango Justice International 8.25% 25/11/2023	HK	USD	35,592,784	36,346,360	0.82
Yuzhou Properties 8.30% 27/05/2025	KY	USD	35,271,838	35,881,625	0.80
Sunac China Holdings 6.50% 10/01/2025	KY	USD	33,854,756	32,585,203	0.73
Theta Capital 8.125% 22/01/2025	SG	USD	34,719,510	31,421,157	0.70
Redsun Properties Group 9.70% 16/04/2023	KY	USD	29,754,179	30,610,409	0.69
China SCE Group Holdings 7.25% 19/04/2023	KY	USD	29,172,166	29,953,926	0.67
China Evergrande Group 9.50% 11/04/2022	KY	USD	34,864,000	29,808,736	0.67
China Evergrande Group 12.00% 22/01/2024	KY	USD	34,950,291	29,530,691	0.66
Kaisa Group Holdings 11.25% 09/04/2022	KY	USD	28,391,941	29,030,776	0.65
Kaisa Group Holdings 11.50% 30/01/2023	KY	USD	26,930,274	27,264,998	0.61
Yango Justice International 9.25% 15/04/2023	HK	USD	25,689,856	26,876,046	0.60
Wanda Properties Overseas 6.875% 23/07/2023	VG	USD	25,453,614	24,944,220	0.56
RKI Overseas Finance 2017 A 7.00% (Perpetual)	VG	USD	27,320,765	24,405,742	0.55
Sunac China Holdings 6.50% 09/07/2023	KY	USD	24,693,635	24,261,141	0.54
China South City Holdings 11.50% 12/02/2022	HK	USD	24,073,461	23,847,201	0.53
Sunac China Holdings 7.00% 09/07/2025	KY	USD	24,450,469	23,728,341	0.53
Sunac China 6.65% 03/08/2024 Reg S	KY	USD	24,125,087	23,548,982	0.53
Times China Holdings 6.75% 08/07/2025	KY	USD	22,830,851	23,119,069	0.52
Seazen Group 6.00% 12/08/2024	KY	USD	22,742,707	23,028,206	0.52
Yango Justice International 6.80% 11/03/2021 EMTN	HK	USD	22,730,933	22,787,761	0.51
China Aoyuan Group 6.35% 08/02/2024	KY	USD	22,312,803	22,705,090	0.51
China SCE Group Holdings 7.00% 02/05/2025 Reg S	KY	USD	22,712,191	22,485,070	0.50
Sunac China Holdings 7.35% 19/07/2021	KY	USD	22,083,734	22,359,604	0.50
Ronshine China Holdings 6.75% 05/08/2024	KY	USD	22,419,688	22,192,519	0.50
Kaisa Group Holdings 8.50% 30/06/2022	KY	USD	22,239,998	21,739,606	0.49
Scenery Journey 11.50% 24/10/2022	VG	USD	25,184,570	21,405,536	0.48
China South City Holdingss 10.875% 26/06/2022	HK	USD	21,817,525	21,353,509	0.48
Fantasia Holdings Group 11.875% 01/06/2023	KY	USD	20,410,052	21,173,937	0.47
Seazen Group 6.45% 11/06/2022	KY	USD	20,740,119	21,141,027	0.47
China Evergrande Group 4.25% 14/02/2023	KY	HKD	171,354,120	20,602,843	0.46

* 이사회 결정으로 가격이 책정된 유가증권.
별첨 재무제표에 대한 주석은 본 재무제표의 중요한 일부입니다. 투자종목 명세서 및 지역별 배분의 순자산 비율은 반올림되었습니다.

현재 투자종목 명세서서 2020년 10월 31일

	국가 코드	CCY	주식 또는 명목	시가(USD)	% 순자산
Fantasia Holdings Group 15.00% 18/12/2021	KY	USD	19,046,123	20,474,224	0.46
Yango Justice International 10.25% 18/03/2022	HK	USD	19,331,207	20,321,875	0.46
Kaisa Group Holdings 10.50% 15/01/2025	KY	USD	21,456,008	20,061,368	0.45
KWG Group Holdings 7.40% 13/01/2027	KY	USD	19,866,014	19,942,475	0.45
Redsun Properties Group 9.95% 11/04/2022	KY	USD	19,292,512	19,893,623	0.45
Easy Tactic 9.125% 28/07/2022	VG	USD	20,568,598	19,488,313	0.44
China SCE Group Holdings 7.45% 17/04/2021	KY	USD	18,814,431	19,026,033	0.43
Yida China Holdings 14.00% 27/03/2022	KY	USD	25,433,965	18,376,066	0.41
Redsun Properties Group 10.50% 03/10/2022	KY	USD	17,570,140	18,293,736	0.41
Kaisa Group Holdings 11.75% 26/02/2021	KY	USD	17,599,356	17,863,347	0.40
Ronshine China Holdings 11.25% 22/08/2021	KY	USD	16,909,212	17,543,343	0.39
China Evergrande Group 8.25% 23/03/2022	KY	USD	20,183,346	17,004,317	0.38
APL Realty Holdings Pte 5.95% 02/06/2024	SG	USD	23,866,954	16,553,090	0.37
China Evergrande Group 6.25% 28/06/2021	KY	USD	17,708,604	16,531,004	0.37
Jababeka International 6.50% 05/10/2023 Reg S	NL	USD	18,548,389	15,720,725	0.35
Yango Justice International 9.50% 03/04/2021	HK	USD	15,357,167	15,616,282	0.35
KWG Group Holdings 7.875% 09/08/2021	KY	USD	14,970,714	15,337,532	0.34
Agile Group Holdings 7.875% VRN (Perpetual)	KY	USD	14,886,755	15,240,879	0.34
China Evergrande Group 11.50% 22/01/2023	KY	USD	17,825,762	14,928,093	0.33
Yango Justice International 10.00% 12/02/2023	HK	USD	13,887,514	14,684,989	0.33
Kaisa Group Holdings 11.95% 22/10/2022 Reg S	KY	USD	14,081,591	14,436,799	0.32
KWG Group Holding 5.20% 21/09/2022	KY	USD	14,388,752	14,424,278	0.32
Kaisa Group Holdings 6.75% 18/02/2021	KY	USD	14,215,298	14,233,059	0.32
Jinke Properties Group 8.375% 20/06/2021	CN	USD	13,638,222	13,893,851	0.31
CIFI Holdings Group 5.375% VRN (Perpetual)	KY	USD	13,382,772	13,415,867	0.30
Scenery Journey 13.00% 06/11/2022	VG	USD	15,018,890	13,028,061	0.29
Theta Capital 6.75% 31/10/2026	SG	USD	15,368,320	12,717,959	0.29
Zhenro Properties Group 9.15% 08/03/2022	KY	USD	12,365,009	12,705,054	0.28
Properties 9.875% 02/05/2021	KY	USD	12,412,865	12,505,962	0.28
Jingrui Holdings 9.45% 23/04/2021	KY	USD	12,468,940	12,250,734	0.27
Redco Properties Group 8.50% 19/08/2021	KY	USD	11,975,723	11,945,809	0.27
Shimao Group Holdings 4.60% 13/07/2030	KY	USD	10,879,797	11,671,972	0.26
Country Garden Holdings 4.80% 06/08/2030	KY	USD	10,790,532	11,467,645	0.26
RKPF Overseas 2019 6.00% 04/09/2025	VG	USD	11,419,195	11,436,600	0.26
Greentown China Holdings 5.65% 13/07/2025	KY	USD	10,879,797	11,312,301	0.25
KWG Group Holdings 7.40% 05/03/2024 EMTN	KY	USD	10,756,493	11,268,339	0.25
Greentown China Holdings 4.70% 29/04/2025	KY	USD	11,175,784	11,186,981	0.25
China Aoyuan Group 6.20% 24/03/2026 Reg S	KY	USD	11,500,005	11,050,738	0.25
Easy Tactic 8.125% 27/02/2023	VG	USD	12,195,300	10,731,582	0.24
Agile Group Holdings 8.375% VRN (Perpetual)	KY	USD	9,933,127	10,318,036	0.23
Zhenro Properties Group 7.875% 14/04/2024	KY	USD	9,904,053	9,879,881	0.22
Kaisa Group Holdings 9.75% 28/09/2023 Reg S	KY	USD	10,105,189	9,751,466	0.22
Country Garden Holdings 5.40% 27/05/2025	KY	USD	9,023,711	9,723,439	0.22
Zhenro Properties Group 5.60% 28/02/2021	KY	USD	9,562,542	9,538,636	0.21
Wanda Properties International 7.25% 29/01/2024	VG	USD	9,601,979	9,447,388	0.21
Agile Group Holdings 6.875% VRN (Perpetual)	KY	USD	9,394,866	9,441,138	0.21
Ronshine China Holdings 10.50% 01/03/2022	KY	USD	8,908,666	9,331,756	0.21
Lodha Developers International 14.00% 12/03/2023	MU	USD	9,502,642	8,837,457	0.20
Fantasia Holdings Group 7.375% 04/10/2021	KY	USD	8,629,358	8,602,270	0.19
CIFI Holdings Group 6.55% 28/03/2024	KY	USD	8,067,349	8,530,847	0.19
Zhenro Properties Group 8.70% 03/08/2022	KY	USD	7,952,244	8,150,858	0.18
Easy Tactic 8.625% 27/02/2024	VG	USD	8,948,252	7,694,801	0.17
China Aoyuan Group 8.50% 23/01/2022	KY	USD	7,409,909	7,613,685	0.17
Sunac China Holdings 7.875% 15/02/2022	KY	USD	6,294,380	6,404,370	0.14
China Aoyuan Group 7.95% 19/02/2023	KY	USD	5,176,260	5,454,079	0.12
Zhenro 9.15% 06/05/2023 Reg S	KY	USD	5,127,492	5,319,665	0.12
Times China Holdings 10.95% 27/11/2020	KY	USD	5,261,970	5,301,829	0.12
Redco Properties Group 11.50% 08/12/2020	KY	USD	5,097,517	5,117,907	0.11
Zhenro Properties Group 8.65% 21/01/2023	KY	USD	4,984,184	5,108,849	0.11
Zhenro Properties Group 9.80% 20/08/2021	KY	USD	4,337,876	4,446,282	0.10
China Aoyuan Group 7.50% 10/05/2021	KY	USD	3,804,341	3,851,863	0.09
Champion Sincerity Holdings 8.125% VRN (Perpetual)	VG	USD	3,189,179	3,340,538	0.07
Fantasia Holdings Group 8.375% 08/03/2021	KY	USD	2,193,462	2,198,946	0.05
Sunac China Holdings 7.50% 01/02/2024	KY	USD	850,397	852,584	0.02
CIFI Holdings Group 6.00% 16/07/2025	KY	USD	341,841	352,951	0.01
Sunac China Holdings 8.375% 15/01/2021	KY	USD	261,667	263,630	0.01
Radiance Capital 8.80% 17/09/2023 Reg S	VG	USD	246,690	252,530	0.01
RKPF Overseas 2019 A 6.70% 30/09/2024	VG	USD	222,021	229,861	0.01
Seazen Group 7.50% 22/01/2021	KY	USD	220,259	221,800	0.00
Fantasia Holdings Group 10.875% 09/01/2023	KY	USD	214,972	221,155	0.00
Powerlong Real Estate Holdings 7.125% 08/11/2022	KY	USD	204,400	212,058	0.00
Yango Justice International 7.50% 16/11/2020	HK	USD	176,207	176,163	0.00
Kaisa Group Holdings 10.875% 23/07/2023	KY	USD	176,207	175,324	0.00
Kaisa Grou 11.25% 16/04/2025 Reg S	KY	USD	173,564	165,072	0.00
Modern Land China 12.85% 25/10/2021 Reg S	KY	USD	158,586	162,154	0.00
Ronshine China Holdings 8.95% 22/01/2023	KY	USD	155,062	160,090	0.00
Times China Holdings 7.625% 21/02/2022	KY	USD	147,133	150,255	0.00
China Aoyuan Group 7.95% 07/09/2021	KY	USD	141,846	145,038	0.00
CIFI Holdings 6.45% 07/11/2024 Reg S	KY	USD	133,917	140,957	0.00
Sunac China Holdings 8.35% 19/04/2023	KY	USD	130,393	133,887	0.00
Easy Tactic 8.75% 10/01/2021	VG	USD	130,393	130,067	0.00
Greenland Global 6.75% 26/09/2023 EMTN	VG	USD	126,869	122,578	0.00
Sunac China Holdings 7.25% 14/06/2022	KY	USD	117,178	118,198	0.00
Modern Land 11.50% 13/11/2022 Reg S	KY	USD	103,962	104,089	0.00
Fantasia Holdings Group 12.25% 18/10/2022	KY	USD	98,676	103,853	0.00
Kaisa Group Holdings 9.95% 23/07/2025	KY	USD	105,724	95,680	0.00
CIFI Holdings Group 5.375% VRN (Perpetual)	KY	USD	74,007	73,737	0.00
Redsun Properties Group 11.50% 04/03/2021	KY	USD	70,483	71,892	0.00
Seazen Group 6.15% 15/04/2023	KY	USD	70,483	71,718	0.00
New Metro Global 6.50% 23/04/2021	VG	USD	70,483	71,047	0.00
Easy Tactic 7.00% 25/04/2021	VG	USD	70,483	69,249	0.00
				1,805,384,671	**40.49**
정부					
Sri Lanka 7.85% 14/03/2029 Reg S	LK	USD	35,046,303	19,274,392	0.43
Sri Lanka 6.20% 11/05/2027 Reg S	LK	USD	19,436,931	10,494,960	0.24
Sri Lanka 7.55% 28/03/2030 Reg S	LK	USD	17,807,280	9,778,100	0.22
Sri Lanka 6.85% 14/03/2024 Reg S	LK	USD	14,999,197	8,550,135	0.19
Sri Lanka 6.35% 28/06/2024 Reg S	LK	USD	5,149,198	2,947,370	0.07
				51,044,957	**1.14**
개방형 펀드					
Fidelity ILF - The US Dollar Fund - A-ACC-USD	IE	USD	11,886	215,917,001	4.84
				215,917,001	**4.84**
커뮤니케이션 서비스					
Bharti Airtel 1.50% 17/02/2025 Reg S	IN	USD	18,614,482	20,596,459	0.46
SoftBank Group 6.00% VRN (Perpetual)	JP	USD	22,007,445	20,433,913	0.46
SoftBank Group 5.125% 19/09/2027	JP	USD	12,673,050	12,833,048	0.29
Dr Peng Holding HongKong 7.55% 01/12/2021	HK	USD	17,995,067	12,461,584	0.28
Axiata SPV5 3.064% 19/08/2050 EMTN	MY	USD	7,938,635	7,625,101	0.17
SoftBank Group 6.125% 20/04/2025	JP	USD	5,073,221	5,428,346	0.12
SoftBank Group 6.25% 15/04/2028	JP	USD	3,975,717	4,320,488	0.10
				83,698,939	**1.88**
증권 자격 취득 또는 기타 통제 된 시장 에서 죽음을 맞게					
유틸리티					
Greenko Dutch 5.25% 24/07/2024 Reg S	NL	USD	43,425,157	44,691,435	1.00
				44,691,435	**1.00**
정보 기술					
Weibo 1.25% 15/11/2022	KY	USD	176,207	171,141	0.00
				171,141	**0.00**
소비재					
Wynn Macau 5.125% 15/12/2029 Reg S	KY	USD	53,501,032	49,611,507	1.11
Melco Resorts Finance 5.625% 17/07/2027 Reg S	KY	USD	21,583,147	21,958,399	0.49
				71,569,906	**1.61**
금융					
Bangkok Bank 3.733% VRN 25/09/2034 Reg S	TH	USD	43,850,376	43,079,554	0.97
Westpac Banking 5.00% VRN (Perpetual)	AU	USD	9,990,262	10,124,847	0.23
Newday Bondco 7.375% 01/02/2024 Reg S	GB	GBP	7,423,104	8,654,095	0.19
QBE Insurance Group 5.875% VRN (Perpetual) Reg S	AU	USD	7,376,709	7,893,079	0.18
QBE Insurance Group 5.875% VRN (Perpetual) 144A	AU	USD	2,180,537	2,333,174	0.05
JPMorgan Chase Bank 0.125% 01/01/2023	US	USD	193,828	251,976	0.01
				72,336,725	**1.62**
부동산					
Yuzhou Properties 8.375% 30/10/2024	KY	USD	22,321,032	23,182,448	0.52
Agile Group Holdings 5.75% 02/01/2025 Reg S	KY	USD	11,725,469	11,695,779	0.26
Yuzhou Properties 8.50% 26/02/2024	KY	USD	10,807,853	11,267,890	0.25
China Evergrande Group 8.90% 24/05/2021	KY	USD	11,359,247	10,872,929	0.24
				57,019,046	**1.28**
목록에 없음					
소재					
China Forestry 10.25% 17/11/2015 Reg S (Defaulted)*	KY	USD	12,232,347	1,039,750	0.02
Mirabela Nickel 1.00% 15/04/2044*	AU	USD	140,945	1	0.00
				1,039,751	**0.02**
산업재					
Blue Skyview 15.758% VRN (Perpetual) (Defaulted)	VG	USD	32,475,819	8,177,993	0.18
Jain Int'l Trading 7.125% 01/02/2022 (Defaulted)	NL	USD	16,423,617	3,202,605	0.07
ITNL Offshore 7.50% 18/01/2021 (Defaulted)	SG	CNY	34,654,742	647,181	0.01
BLT Finance 7.50% 31/12/2049 (Defaulted)*	NL	USD	159,291,500	229,189	0.01
China City Int'l 5.35% 03/07/2017 (Defaulted)*	HK	CNY	211,448	947	0.00
				12,257,915	**0.27**
정보 기술					
Nuoxi Capital 5.35% 24/01/2023 (Defaulted)	VG	USD	11,344,322	1,134,395	0.03
				1,134,395	**0.03**

현재 투자종목 명세서서 2020년 10월 31일

	국가 코드	CCY	주식 또는 명목	시가(USD)	% 순자산
소비재					
Top Wise Excellence 6.00% 16/03/2020 (Defaulted)	VG	USD	24,817,780	2,692,729	0.06
REXLot Holdings 4.50% 17/04/2019 (Defaulted)*	BM	HKD	7,001,386	316,000	0.01
REXLot Holdings 6.00% 28/04/2017 (Defaulted)*	BM	HKD	2,692,840	128,483	0.00
Graha Andrasentra Propertindo*	ID	IDR	215,044,549	102,927	0.00
				3,240,139	0.07
금융					
Tianjin State-OCI. & Management. 1.60% 17/12/2039*	CN	USD	33,330,124	6,832,675	0.15
Stoneway Cap. 10.00% 01/03/2027 Reg S (Defaulted)	CA	USD	17,338,330	6,111,761	0.14
Yihua Overseas Invest. 8.50% 23/10/2020 (Defaulted)	VG	USD	23,106,774	1,848,542	0.04
Azion Bao 0.00% 31/12/2022 Reg S*	SG	USD	1,601,535	32,031	0.00
				14,825,009	0.33
부동산					
Modernland Overseas Pte 6.95% 13/04/2024	SG	USD	11,227,445	4,542,272	0.10
JGC Ventures 10.75% 30/08/2021 (Defaulted)	SG	USD	5,984,877	2,453,800	0.06
Bakrieland Development Wts 31/12/2049	ID	IDR	72,301,827	0	0.00
				6,996,072	0.16
커뮤니케이션 서비스					
Bakrie Tele. 11.50% 07/05/2015 Reg S (Defaulted)*	SG	USD	15,959,673	239,395	0.01
Hellas Tel. II 6.054% 15/01/2015 144A (Defaulted)*	LU	USD	371,155	4	0.00
				239,399	0.01
총 투자 (비용 USD 4,626,925,163)				4,224,043,463	94.74

신용 디폴트 스왑 (Credit Default Swap)

	CCY	기본 노출	미실현 이익 / (손실) USD	% 순자산
매도 보호 CDX NA HY S35 5 년 20/12/202	USD	313,760,498	11,149,235	0.25
매도 보호 CDX NA HY S25 5 년 20/12/2020	USD	351,792,253	1,871,102	0.04
매도 보호 iTraxx Xover S34 20/12/2025	EUR	684,387	47,918	0.00
매도 보호 CDX NA HY S26 5 년 20/06/2021	USD	1,938,275	32,853	0.00
			13,101,108	0.29

선물환 계약

	기본 노출 USD	미실현 이익 / (손실) USD	% 순자산
구입 KRW 판매 USD 에 1168.68000 04/01/2021	7,559,115	218,379	0.00
구입 SEK 판매 USD 에 9.01063 04/01/2021	7,946,462	116,167	0.00
구입 CNY 판매 USD 에 6.78220 19/01/2021	9,404,473	69,730	0.00
구입 SGD 판매 USD 에 1.37102 04/01/2021	7,506,592	30,016	0.00
구입 USD 판매 CNY 에 0.14744 19/01/2021	978,108	(7,051)	(0.00)
구입 EUR 판매 USD 에 0.85446 04/01/2021	7,664,004	(22,208)	(0.00)
		405,033	0.01

A 주식 (EUR) (헤지)

	기본 노출 USD	미실현 이익 / (손실) USD	% 순자산
구입 USD 판매 EUR 에 1.16715 09/11/2020	81,973,034	136,551	0.00
구입 EUR 판매 USD 에 0.85625 08/12/2020	81,982,725	(132,790)	(0.00)
구입 EUR 판매 USD 에 0.85394 09/11/2020	82,383,742	(410,708)	(0.01)
		(406,947)	(0.01)

A 주식 (RMB) (헤지)

	기본 노출 USD	미실현 이익 / (손실) USD	% 순자산
구입 CNY 판매 USD 에 6.82820 09/11/2020	25,532,527	503,345	0.01
구입 USD 판매 CNY 에 0.14941 09/11/2020	24,964,846	12,280	0.00
구입 USD 판매 CNY 에 0.14794 09/11/2020	1,071,027	(10,058)	(0.00)
구입 CNY 판매 USD 에 6.70620 08/12/2020	24,751,230	(14,346)	(0.00)
		491,221	0.01

A-ACC 주식 (SEK) (헤지)

	기본 노출 USD	미실현 이익 / (손실) USD	% 순자산
구입 SEK 판매 USD 에 9.00191 09/11/2020	108,084,637	1,378,642	0.03
구입 SEK 판매 USD 에 8.89176 08/12/2020	114,790,716	82,106	0.00
구입 SEK 판매 USD 에 8.93434 09/11/2020	2,653,569	13,675	0.00
구입 SEK 판매 USD 에 8.75310 09/11/2020	2,962,951	(45,148)	(0.00)
구입 USD 판매 SEK 에 0.11243 09/11/2020	115,048,326	(77,119)	(0.00)
		1,352,156	0.03

A-HMDIST (G) 주식 (AUD) (헤지)

	기본 노출 USD	미실현 이익 / (손실) USD	% 순자산
구입 USD 판매 AUD 에 0.70430 09/11/2020	194,231,199	353,087	0.01
구입 AUD 판매 USD 에 1.41964 08/12/2020	191,389,757	(345,156)	(0.01)
구입 AUD 판매 USD 에 1.40278 09/11/2020	196,952,009	(2,720,810)	(0.06)
		(2,712,879)	(0.06)

A-MDIST 주식 (JPY) (헤지)

	기본 노출 USD	미실현 이익 / (손실) USD	% 순자산
구입 JPY 판매 USD 에 105.64210 09/11/2020	2,314,728	24,005	0.00
구입 USD 판매 JPY 에 0.00958 09/11/2020	2,338,733	2,720	0.00
구입 JPY 판매 USD 에 104.40170 08/12/2020	2,332,974	(2,593)	(0.00)
		24,132	0.00

A-MDIST 주식 (SGD) (헤지)

	기본 노출 USD	미실현 이익 / (손실) USD	% 순자산
구입 SGD 판매 USD 에 1.36995 09/11/2020	299,918,464	955,805	0.02
구입 USD 판매 SGD 에 0.73282 09/11/2020	294,504,605	215,386	0.00
구입 USD 판매 SGD 에 0.73254 09/11/2020	6,369,664	2,296	0.00
구입 SGD 판매 USD 에 1.36457 08/12/2020	294,725,391	(218,341)	(0.00)
		955,146	0.02

A-MINCOME (G) 주식 (SGD) (헤지)

	기본 노출 USD	미실현 이익 / (손실) USD	% 순자산
구입 SGD 판매 USD 에 1.37044 09/11/2020	19,704,664	69,824	0.00
구입 USD 판매 SGD 에 0.73282 09/11/2020	20,163,767	14,747	0.00
구입 SGD 판매 USD 에 1.35662 09/11/2020	391,855	(2,575)	(0.00)
구입 SGD 판매 USD 에 1.36458 08/12/2020	20,279,941	(15,024)	(0.00)
		66,972	0.00

E-MDIST 주식 (EUR) (헤지)

	기본 노출 USD	미실현 이익 / (손실) USD	% 순자산
구입 USD 판매 EUR 에 1.16714 09/11/2020	87,062,062	145,028	0.00
구입 EUR 판매 USD 에 0.85625 08/12/2020	87,000,798	(140,918)	(0.00)
구입 EUR 판매 USD 에 0.85394 09/11/2020	87,498,267	(436,205)	(0.01)
		(432,095)	(0.01)

Y 주식 (EUR) (헤지)

	기본 노출 USD	미실현 이익 / (손실) USD	% 순자산
구입 USD 판매 EUR 에 1.16715 09/11/2020	63,730,134	106,162	0.00
구입 EUR 판매 USD 에 0.84682 09/11/2020	1,953,083	(25,952)	(0.00)
구입 EUR 판매 USD 에 0.84787 09/11/2020	5,616,094	(67,742)	(0.00)
구입 EUR 판매 USD 에 0.85625 08/12/2020	63,380,573	(102,659)	(0.00)
구입 EUR 판매 USD 에 0.85394 09/11/2020	56,536,503	(281,852)	(0.01)
		(372,043)	(0.01)

Y-ACC 주식 (SGD) (헤지)

	기본 노출 USD	미실현 이익 / (손실) USD	% 순자산
구입 SGD 판매 USD 에 1.37044 09/11/2020	2,035,555	7,213	0.00
구입 USD 판매 SGD 에 0.73282 09/11/2020	2,347,177	1,717	0.00
구입 SGD 판매 USD 에 1.35867 09/11/2020	305,962	(1,553)	(0.00)
구입 SGD 판매 USD 에 1.36457 08/12/2020	2,334,426	(1,729)	(0.00)
		5,648	0.00

Y-MDIST 주식 (SGD) (헤지)

	기본 노출 USD	미실현 이익 / (손실) USD	% 순자산
구입 SGD 판매 USD 에 1.37044 09/11/2020	10,756,277	38,115	0.00
구입 USD 판매 SGD 에 0.73282 09/11/2020	11,390,907	8,331	0.00
구입 SGD 판매 USD 에 1.36280 09/11/2020	243,910	(500)	(0.00)
구입 SGD 판매 USD 에 1.35495 09/11/2020	355,880	(2,775)	(0.00)
구입 SGD 판매 USD 에 1.36457 08/12/2020	11,370,647	(8,424)	(0.00)
		34,747	0.00

선물

	CCY	기본 노출	미실현 이익 / (손실) USD	% 순자산
미국 10 년 Ultra Bond Future 21/12/2020	USD	(19,888,340)	305,208	0.01
US Treasury Note 10 Year Bond Future 21/12/2020	USD	(43,897,810)	229,634	0.01
US Long Bond Future 21/12/2020	USD	(8,443,681)	196,517	0.00
US Treasury Note 5 Year Bond Future 31/12/2020	USD	(11,071,697)	23,288	0.00
US Ultra Bond Future 21/12/2020	USD	22,469,486	(847,041)	(0.02)
			(92,394)	(0.00)

총 수익 스왑

	CCY	기본 노출	미실현 이익 / (손실) USD	% 순자산
Receive iBoxx USD Liq. IG pay 3m USD LIBOR 20/06/2021	USD	239,777,149	(3,203,998)	(0.07)
			(3,203,998)	(0.07)

기타 자산 및 부채	225,467,586	5.06
순자산	4,458,726,856	100.00

현재 투자종목 명세서서 2020년 10월 31일

지역별 배분

국가	국가 코드	% 순자산
케이맨 제도	KY	37.02
버진 아일랜드 (영국령)	VG	12.12
싱가포르	SG	7.19
홍콩	HK	6.58
인도	IN	6.18
아일랜드	IE	4.84
모리셔스	MU	4.11
태국	TH	2.64
영국	GB	2.23
인도네시아	ID	1.60
버뮤다	BM	1.49
네덜란드	NL	1.43
룩셈부르크	LU	1.37
스리랑카	LK	1.14
일본	JP	1.09
호주	AU	0.83
미국	US	0.62
필리핀	PH	0.53
초 국가	SU	0.48
중국	CN	0.46
몽골리아	MN	0.46
말레이시아	MY	0.17
캐나다	CA	0.14
현금 및 기타 순자산		5.25

Fidelity Funds

China High Yield Fund

현재 투자종목 명세서서 2020년 10월 31일

공인된 주식 또는 공식 증권거래소에서 거래됨

에너지

	국가 코드	CCY	주식 또는 명목	시가(USD)	% 순자산
Indika Energy Capital 8.25% 22/10/2025 Reg S	SG	USD	11,076,710	11,073,218	0.72
Thaioil Treasury Centre 3.75% 18/06/2050 Reg S	TH	USD	8,044,938	7,443,257	0.49
Periama Holdings 5.95% 19/04/2026	US	USD	7,352,643	7,371,025	0.48
Mongolian Mining 9.25% 15/04/2024 Reg S	SU	USD	7,734,599	6,302,320	0.41
Medco Bell Pte 6.375% 30/01/2027 Reg S	SG	USD	6,803,582	6,024,572	0.39
Pertamina Persero 4.15% 25/02/2060 Reg S	ID	USD	5,103,880	5,090,013	0.33
Medco Oak Tree Pte 7.375% 14/05/2026 Reg S	SG	USD	3,938,916	3,829,507	0.25
Anton Oilfield Services Group 7.50% 02/12/2022	KY	USD	5,729,333	3,383,184	0.22
Thaioil Treasury Centre 4.875% 23/01/2043 Reg S	TH	USD	2,387,222	2,632,270	0.17
Honghua Group 6.375% 01/08/2022	KY	USD	1,432,333	1,425,096	0.09
				54,574,462	3.56

유틸리티

	국가 코드	CCY	주식 또는 명목	시가(USD)	% 순자산
Star Energy Geothermal 4.85% 14/10/2038 Reg S	BM	USD	7,047,079	7,252,035	0.47
ReNew Power 5.875% 05/03/2027 Reg S	IN	USD	6,278,394	6,447,259	0.42
SMC Global Power Holdings 5.95% VRN (Perpetual)	PH	USD	5,848,694	5,657,417	0.37
Perusahaan Listrik Negara 4.00% 30/06/2050 Reg S	ID	USD	5,228,016	5,180,969	0.34
Perusahaan Listrik Negara 4.375% 05/02/2050 Reg S	ID	USD	4,774,444	4,965,422	0.32
GCL New Energy Holdings 7.10% 30/01/2021	BM	USD	5,442,866	2,639,790	0.17
Greenko Solar Mauritius 5.55% 29/01/2025 Reg S	MU	USD	2,554,327	2,632,873	0.17
Star Energy Geothermal 6.75% 24/04/2033 Reg S	VG	USD	2,338,427	2,584,258	0.17
SMC Global Power Holdings 5.70% VRN (Perpetual)	PH	USD	2,673,689	2,536,662	0.17
ENN Energy 2.625% 17/09/2030 Reg S	KY	USD	1,575,566	1,586,270	0.10
Greenko Solar Mauritius 5.95% 29/07/2026 Reg S	MU	USD	1,456,205	1,541,143	0.10
				43,024,098	2.81

소재

	국가 코드	CCY	주식 또는 명목	시가(USD)	% 순자산
ABJA Investment 5.45% 24/01/2028	SG	USD	11,267,687	10,908,048	0.71
JSW Steel 5.95% 18/04/2024	IN	USD	5,156,399	5,298,591	0.35
JSW Steel 5.375% 04/04/2025	IN	USD	5,084,783	5,088,967	0.33
Tianqi Fin 3.75% 28/11/2022	VG	USD	9,402,790	3,918,022	0.26
Trafigura Group Pte 6.875% VRN (Perpetual)	SG	USD	3,342,111	3,168,321	0.21
Vedanta Resources 6.375% 30/07/2022 Reg S	GB	USD	3,724,066	2,636,639	0.17
UPL 5.25% VRN (Perpetual)	MU	USD	2,625,944	2,477,710	0.16
Vedanta Resources 7.125% 31/05/2023 Reg S	GB	USD	3,408,953	2,113,551	0.14
Vedanta Resources 6.125% 09/08/2024 Reg S	GB	USD	2,226,801	1,303,298	0.09
				36,913,147	2.41

산업재

	국가 코드	CCY	주식 또는 명목	시가(USD)	% 순자산
Delhi Int'l Airport 6.45% 04/06/2029 Reg S	IN	USD	7,448,132	7,527,827	0.49
eHi Car Services 5.875% 14/08/2022	KY	USD	8,212,043	7,020,923	0.46
CAR 8.875% 10/05/2022	KY	USD	1,933,650	1,670,168	0.11
Delhi Int'l Airport 6.125% 31/10/2026 Reg S	IN	USD	763,911	779,049	0.05
China Singyes Energy Hldgs 6.00% 19/12/2022 Reg S	BM	USD	773,754	706,026	0.05
				17,703,993	1.15

정보 기술

	국가 코드	CCY	주식 또는 명목	시가(USD)	% 순자산
Lenovo Group 3.375% 24/01/2024	HK	USD	13,654,909	14,897,597	0.97
Network i2i 5.650% VRN (Perpetual) Reg S	MU	USD	11,315,432	11,360,693	0.74
Tsinghua Unic 4.75% 31/01/2021	VG	USD	5,729,333	3,688,253	0.24
				29,946,543	1.95

소비재

	국가 코드	CCY	주식 또는 명목	시가(USD)	% 순자산
Studio City Finance 7.25% 11/02/2024 Reg S	VG	USD	21,819,208	22,486,985	1.47
Melco Resorts Finance 5.375% 04/12/2029 Reg S	KY	USD	23,251,541	22,430,205	1.46
Studio City Finance 6.50% 15/01/2028 Reg S	VG	USD	12,875,720	12,839,668	0.84
Golden Eagle Retail Group 4.625% 21/05/2023 Reg S	KY	USD	8,832,721	8,898,966	0.58
MGM China Holdings 5.25% 18/06/2025 Reg S	KY	USD	8,283,660	8,364,011	0.55
Baoxin Auto Finance I 9.109% VRN (Perpetual)	VG	USD	9,835,354	7,081,430	0.46
Wynn Macau 4.875% 01/10/2024 Reg S	KY	USD	4,774,444	4,594,471	0.30
Li & Fung 5.25% (Perpetual) EMTN	BM	USD	5,729,333	4,225,385	0.28
LS Finance 2017 4.875% 15/07/2024 EMTN	VG	USD	4,296,999	4,221,239	0.28
MGM China Holdings 5.875% 15/05/2026 Reg S	KY	USD	3,365,983	3,407,721	0.22
Future Retail 5.60% 22/01/2025 Reg S	IN	USD	4,893,805	3,376,725	0.22
Studio City Finance 6.00% 15/07/2025 Reg S	VG	USD	3,127,261	3,146,806	0.21
				105,073,612	6.85

소비재

	국가 코드	CCY	주식 또는 명목	시가(USD)	% 순자산
H&H 5.625% 24/10/2024	KY	USD	2,387,222	2,493,983	0.16
SSMS Plantation Holdings 7.75% 23/01/2023	SG	USD	2,506,583	1,485,112	0.10
				3,979,095	0.26

건강

	국가 코드	CCY	주식 또는 명목	시가(USD)	% 순자산
Yestar International Holdings 6.90% 15/09/2021	KY	USD	1,909,778	749,709	0.05
				749,709	0.05

금융

	국가 코드	CCY	주식 또는 명목	시가(USD)	% 순자산
Fortune Star 6.75% 02/07/2023	VG	USD	15,397,581	15,944,917	1.04
Fortune Star 6.85% 02/07/2024	VG	USD	11,870,222	12,440,539	0.81
Bank of East Asia 5.50% VRN (Perpetual) EMTN	HK	USD	10,981,221	10,978,463	0.72
RKP Overseas Finance 2016 7.950% (Perpetual)	VG	USD	10,312,799	10,024,359	0.65
Chong HING Bank 5.70% VRN (Perpetual) EMTN	HK	USD	8,689,488	8,662,598	0.57
Huarong Finance 2019 3.375% 24/02/2030 EMTN	VG	USD	7,519,749	7,498,208	0.49
Fortune Star 5.95% 19/10/2025	VG	USD	7,352,643	7,392,196	0.48
Bangkok Bank 5.00% VRN (Perpetual) Reg S	TH	USD	7,066,177	7,090,830	0.46
Fortune Star 5.25% 23/03/2022	VG	USD	6,493,244	6,525,646	0.43
Bank of East Asia 5.825% VRN (Perpetual) EMTN	HK	USD	5,920,310	6,079,567	0.40
Fortune Star 5.95% 29/01/2023	VG	USD	5,920,310	6,027,164	0.39
Bank of East Asia 5.625% VRN (Perpetual)	HK	USD	5,920,310	5,986,914	0.39
Shriram Transport Finance 5.70% 27/02/2022 EMTN	IN	USD	5,104,835	5,015,362	0.33
ANZ 6.75% VRN (Perpetual) Reg S	AU	USD	4,368,616	4,958,357	0.32
TMB Bank 4.90% VRN (Perpetual) EMTN	TH	USD	4,678,955	4,433,310	0.29
Wealth Driven 5.50% 17/08/2023	VG	USD	4,034,405	4,067,756	0.27
Bank of East Asia 5.875% VRN (Perpetual)	HK	USD	3,915,044	3,978,075	0.26
Tuspark Forward 7.95% 15/08/2021	VG	USD	6,302,266	3,529,282	0.23
Nanyang Commercial Bank 5.00% VRN (Perpetual)	HK	USD	3,342,111	3,333,611	0.22
Kasikornbank PCL 3.343% VRN 02/10/2031 EMTN	TH	USD	3,246,622	3,185,488	0.21
Mongolian Mortgage 9.75% 29/01/2022 Reg S	MN	USD	3,031,772	3,016,891	0.20
Vedanta Resources Fin. II 9.25% 23/04/2026 Reg S	GB	USD	4,607,338	2,893,408	0.19
Vedanta Resources Fin. II 8.00% 23/04/2023 Reg S	GB	USD	3,270,494	2,052,235	0.13
Tuspark Forward 6.95% 18/06/2022	VG	USD	3,915,044	1,751,924	0.11
Sumitomo Mitsui Fin. Group 2.142% 23/09/2030	JP	USD	1,766,544	1,736,427	0.11
Pearl Holding III 9.50% 11/12/2022 Reg S	KY	USD	3,915,044	959,189	0.06
Unigroup International Holdings 6.00% 10/12/2020	VG	USD	954,889	812,849	0.05
Shriram Transport Finance 5.95% 24/10/2022 Reg S	IN	USD	624,497	609,261	0.04
				150,984,826	9.85

부동산

	국가 코드	CCY	주식 또는 명목	시가(USD)	% 순자산
China SCE Group Holdings 7.375% 09/04/2024	KY	USD	22,296,652	22,911,204	1.49
Yuzhou Properties 7.375% 13/01/2026	KY	USD	23,466,391	22,648,007	1.48
Times China Holdings 6.75% 08/07/2025	KY	USD	20,243,642	20,499,199	1.34
KWG Group Holdings 7.40% 13/01/2027	KY	USD	20,363,003	20,441,376	1.33
Redsun Properties Group 9.70% 16/04/2023	KY	USD	18,644,203	19,180,724	1.25
Wanda Properties International 7.25% 29/01/2024	VG	USD	18,811,308	18,508,446	1.21
Redco Properties Group 8.50% 19/08/2021	KY	USD	17,760,931	17,716,566	1.16
Yango Justice International 9.25% 15/04/2023	HK	USD	14,742,527	15,423,241	1.01
Redsun Properties Group 9.95% 11/04/2022	KY	USD	14,251,715	14,695,766	0.96
China SCE Group Holdings 7.00% 02/05/2025 Reg S	KY	USD	14,514,309	14,369,166	0.94
Sino-Ocean Land Treasure III 4.90% VRN (Perpetual)	VG	USD	16,792,674	14,104,563	0.92
China SCE Group Holdings 7.25% 19/04/2023	KY	USD	13,559,420	13,922,788	0.91
New Metro Global 6.80% 05/08/2023	VG	USD	13,031,367	13,514,592	0.88
Sunac China Holdings 6.50% 09/07/2023	KY	USD	12,890,998	12,665,221	0.83
China Evergrande Group 9.50% 11/04/2022	KY	USD	14,418,820	12,328,098	0.80
China Aoyuan Group 6.20% 24/03/2026 Reg S	KY	USD	12,413,554	11,928,598	0.78
Ronshine China Holdings 10.50% 01/03/2022	KY	USD	11,339,304	11,877,830	0.77
Kaisa Group Holdings 10.50% 15/01/2025	KY	USD	12,532,915	11,718,275	0.76
Seazen Group 6.45% 11/06/2022	KY	USD	11,363,176	11,582,827	0.76
Yango Justice International 8.25% 25/11/2023	HK	USD	10,909,604	11,140,584	0.73
China Aoyuan Group 7.95% 19/02/2023	KY	USD	10,145,693	10,690,231	0.70
Yuzhou Properties 8.30% 27/05/2025	KY	USD	10,384,415	10,563,943	0.69
Sunac China Holdings 6.50% 10/01/2025	KY	USD	10,957,348	10,546,448	0.69
Seazen Group 6.00% 12/08/2024	KY	USD	10,312,799	10,442,260	0.68
Redsun Properties Group 10.50% 03/10/2022	KY	USD	9,821,031	10,225,493	0.67
Yuzhou Properties 5.375% VRN (Perpetual)	KY	USD	10,393,964	10,003,535	0.65
China South City Holdings 11.50% 12/02/2022	HK	USD	10,040,655	9,946,286	0.65
Kaisa Group Holdings 9.375% 30/06/2024	KY	USD	10,885,732	9,891,256	0.65
CIFI Holdings Group 6.00% 16/07/2025	KY	USD	9,262,421	9,563,450	0.62
Theta Capital 8.125% 22/01/2025	SG	USD	10,503,776	9,505,918	0.62
Fantasia Holdings Group 15.00% 18/12/2021	KY	USD	8,832,721	9,495,009	0.62
Kaisa Group Holdings 8.50% 30/06/2022	KY	USD	9,262,421	9,054,020	0.59
CIFI Holdings Group 5.375% VRN (Perpetual)	KY	USD	8,116,554	8,136,626	0.53
Fantasia Holdings Group 11.875% 01/06/2023	KY	USD	7,448,132	7,726,893	0.50
KWG Group Holdings 7.40% 05/03/2024 EMTN	KY	USD	7,352,643	7,702,518	0.50
Scenery Journey 11.50% 24/10/2022	VG	USD	8,593,999	7,304,439	0.48
RKI Overseas Finance 2017 A 7.00% (Perpetual)	VG	USD	8,021,066	7,165,248	0.47
Sunac China Holdings 8.375% 15/01/2021	KY	USD	7,090,049	7,143,224	0.47
Kaisa Group Holdings 11.25% 09/04/2022	KY	USD	6,875,199	7,029,895	0.46
Radiance Capital 8.80% 17/09/2023 Reg S	VG	USD	6,684,221	6,842,481	0.45
China Evergrande Group 6.25% 28/06/2021	KY	USD	7,161,666	6,685,424	0.44
Ronshine China Holdings 6.75% 05/08/2024	KY	USD	6,588,732	6,521,972	0.43
Yango Justice International 9.50% 03/04/2021	HK	USD	6,302,266	6,408,601	0.42
China SCE Group Holdings 7.45% 17/04/2021	KY	USD	6,326,138	6,397,287	0.42
China Aoyuan Group 6.35% 08/02/2024	KY	USD	6,206,777	6,315,900	0.41
RKPF Overseas 2019 A 6.70% 30/09/2024	VG	USD	6,015,799	6,228,244	0.41
China Evergrande Group 12.00% 22/01/2024	KY	USD	7,328,771	6,192,328	0.40
Sunac China Holdings 7.00% 09/07/2025	KY	USD	6,302,266	6,116,133	0.40
Seazen Group 7.50% 22/01/2021	KY	USD	5,968,055	6,009,831	0.39
Fantasia Holdings Group 10.875% 09/01/2023	KY	USD	5,824,821	5,992,344	0.39
Zhenro 9.15% 06/05/2023 Reg S	KY	USD	5,681,588	5,894,528	0.38
Powerlong Real Estate Holdings 7.125% 08/11/2022	KY	USD	5,538,355	5,745,846	0.37
Jinke Properties Group 8.375% 20/06/2021	CN	USD	5,609,971	5,715,122	0.37
China Evergrande Group 11.50% 22/01/2023	KY	USD	6,564,860	5,497,709	0.36

* 이사회 결정으로 가격이 책정된 유가증권.
별첨 재무제표에 대한 주석은 본 재무제표의 중요한 일부입니다. 투자종목 명세서 및 지역별 배분의 순자산 비율은 반올림되었습니다.

현재 투자종목 명세서서 2020년 10월 31일

	국가 코드	CCY	주식 또는 명목	시가(USD)	% 순자산
Sunac China Holdings 7.50% 01/02/2024	KY	USD	5,442,866	5,456,860	0.36
Easy Tactic 8.125% 27/02/2023	VG	USD	6,111,288	5,377,792	0.35
Agile Group Holdings 8.375% VRN (Perpetual)	KY	USD	5,156,399	5,356,210	0.35
Ronshine China Holdings 11.25% 22/08/2021	KY	USD	5,137,301	5,329,961	0.35
KWG Group Holding 5.20% 21/09/2022	KY	USD	5,204,144	5,216,993	0.34
Yango Justice International 10.00% 12/02/2023	HK	USD	4,822,188	5,099,097	0.33
China Evergrande Group 4.25% 14/02/2023	KY	HKD	42,015,105	5,051,706	0.33
Agile Group Holdings 7.875% VRN (Perpetual)	KY	USD	4,869,933	4,985,778	0.33
Yango Justice International 6.80% 11/03/2021 EMTN	HK	USD	4,965,422	4,977,835	0.32
Yango Justice International 7.50% 16/11/2020	HK	USD	4,774,444	4,773,250	0.31
Kaisa Group Holdings 10.875% 23/07/2023	KY	USD	4,774,444	4,750,514	0.31
Wanda Properties Overseas 6.875% 23/07/2023	VG	USD	4,796,406	4,700,417	0.31
Kaisa Grou 11.25% 16/04/2025 Reg S	KY	USD	4,702,827	4,472,751	0.29
China South City Holdingss 10.875% 26/06/2022	HK	USD	4,528,082	4,431,779	0.29
Theta Capital 6.75% 31/10/2026	SG	USD	5,347,377	4,425,189	0.29
Modern Land China 12.85% 25/10/2021 Reg S	KY	USD	4,296,999	4,393,685	0.29
Zhenro Properties Group 7.875% 14/04/2024	KY	USD	4,368,616	4,357,954	0.28
Ronshine China Holdings 8.95% 22/01/2023	KY	USD	4,201,511	4,337,746	0.28
Times China Holdings 10.95% 27/11/2020	KY	USD	4,296,999	4,329,549	0.28
Kaisa Group Holdings 11.75% 26/02/2021	KY	USD	4,201,511	4,264,533	0.28
Times China Holdings 7.625% 21/02/2022	KY	USD	3,986,661	4,071,270	0.27
Scenery Journey 13.00% 06/11/2022	VG	USD	4,678,955	4,058,736	0.26
Jababeka International 6.50% 05/10/2023 Reg S	NL	USD	4,774,444	4,046,590	0.26
Easy Tactic 9.125% 28/07/2022	VG	USD	4,201,511	3,980,843	0.26
China Aoyuan Group 7.95% 07/09/2021	KY	USD	3,843,427	3,929,912	0.26
Zhenro Properties Group 9.15% 08/03/2022	KY	USD	3,795,683	3,900,066	0.25
China Evergrande Group 8.75% 28/06/2025	KY	USD	5,204,144	3,851,303	0.25
CIFI Holdings 6.45% 07/11/2024 Reg S	KY	USD	3,628,577	3,819,321	0.25
Greentown China Holdings 4.70% 29/04/2025	KY	USD	3,628,577	3,632,213	0.24
Sunac China Holdings 8.35% 19/04/2023	KY	USD	3,533,088	3,627,773	0.24
Kaisa Group Holdings 6.75% 18/02/2021	KY	USD	3,546,457	3,550,888	0.23
Easy Tactic 8.75% 10/01/2021	VG	USD	3,533,088	3,524,256	0.23
China Aoyuan Group 8.50% 23/01/2022	KY	USD	3,413,727	3,507,607	0.23
Country Garden Holdings 4.80% 06/08/2030	KY	USD	3,246,622	3,450,349	0.23
RKPF Overseas 2019 6.00% 04/09/2025	VG	USD	3,435,690	3,440,926	0.22
Kaisa Group Holdings 9.75% 28/09/2023 Reg S	KY	USD	3,533,088	3,409,416	0.22
Shimao Group Holdings 4.60% 13/07/2030	KY	USD	3,151,133	3,380,572	0.22
Greenland Global 6.75% 26/09/2023 EMTN	VG	USD	3,437,600	3,321,339	0.22
Greentown China Holdings 5.65% 13/07/2025	KY	USD	3,151,133	3,276,400	0.21
Kaisa Group Holdings 11.50% 30/01/2023	KY	USD	3,197,922	3,237,670	0.21
China Evergrande Group 8.25% 23/03/2022	KY	USD	3,819,555	3,217,946	0.21
Sunac China Holdings 7.25% 14/06/2022	KY	USD	3,175,005	3,202,645	0.21
Zhenro Properties Group 8.65% 21/01/2023	KY	USD	3,055,644	3,132,072	0.20
Modern Land 11.50% 13/11/2022 Reg S	KY	USD	2,816,922	2,820,350	0.18
Fantasia Holdings Group 12.25% 18/10/2022	KY	USD	2,673,689	2,813,966	0.18
Properties 9.875% 02/05/2021	KY	USD	2,578,200	2,597,536	0.17
Kaisa Group Holdings 9.95% 23/07/2025	KY	USD	2,864,666	2,592,523	0.17
APL Realty Holdings Pte 5.95% 02/06/2024	SG	USD	3,514,945	2,437,815	0.16
Yango Justice International 10.25% 18/03/2022	HK	USD	2,100,755	2,208,413	0.14
Sunac China Holdings 7.875% 15/02/2022	KY	USD	2,100,755	2,137,464	0.14
Lodha Developers International 14.00% 12/03/2023	MU	USD	2,291,733	2,131,312	0.14
Zhenro Properties Group 5.60% 28/02/2021	KY	USD	2,029,139	2,024,066	0.13
Yida China Holdings 14.00% 27/03/2022	KY	USD	2,780,636	2,009,012	0.13
CIFI Holdings Group 5.375% VRN (Perpetual)	KY	USD	2,005,266	1,997,956	0.13
Kaisa Group Holdings 11.95% 22/10/2022 Reg S	KY	USD	1,909,778	1,957,952	0.13
Redsun Properties Group 11.50% 04/03/2021	KY	USD	1,909,778	1,947,973	0.13
Seazen Group 6.15% 15/04/2023	KY	USD	1,909,778	1,943,251	0.13
New Metro Global 6.50% 23/04/2021	VG	USD	1,909,778	1,925,056	0.13
Easy Tactic 7.00% 25/04/2021	VG	USD	1,909,778	1,876,356	0.12
CIFI Holdings Group 6.55% 28/03/2024	KY	USD	1,742,672	1,842,795	0.12
Zhenro Properties Group 8.70% 03/08/2022	KY	USD	1,766,544	1,810,665	0.12
Redco Properties Group 11.50% 08/12/2020	KY	USD	1,098,122	1,102,515	0.07
Fantasia Holdings Group 8.375% 08/03/2021	KY	USD	978,761	981,208	0.06
Champion Sincerity Holdings 8.125% VRN (Perpetual)	VG	USD	931,017	975,203	0.06
Easy Tactic 8.625% 27/02/2024	VG	USD	1,098,122	944,300	0.06
Jingrui Holdings 9.45% 23/04/2021	KY	USD	954,889	938,178	0.06
KWG Group Holdings 7.875% 09/08/2021	KY	USD	859,400	880,457	0.06
				799,433,547	**52.15**
정부					
Sri Lanka 7.55% 28/03/2030 Reg S	LK	USD	9,835,354	5,400,661	0.35
Sri Lanka 7.85% 14/03/2029 Reg S	LK	USD	6,159,032	3,387,279	0.22
Sri Lanka 6.20% 11/05/2027 Reg S	LK	USD	4,965,422	2,681,077	0.17
Sri Lanka 6.35% 28/06/2024 Reg S	LK	USD	1,241,355	710,544	0.05
Sri Lanka 6.85% 14/03/2024 Reg S	LK	USD	1,002,633	571,541	0.04
				12,751,102	**0.83**
개방형 펀드					
Fidelity ILF - The US Dollar Fund - A-ACC-USD	IE	USD	3,999	72,652,519	4.74
				72,652,519	**4.74**
커뮤니케이션 서비스					
SoftBank Group 6.00% VRN (Perpetual)	JP	USD	10,503,776	9,752,756	0.64
Bharti Airtel 1.50% 17/02/2025 Reg S	IN	USD	5,081,918	5,623,015	0.37
SoftBank Group 5.125% 19/09/2027	JP	USD	2,764,403	2,799,304	0.18
Axiata SPV5 3.064% 19/08/2050 EMTN	MY	USD	2,403,455	2,308,531	0.15
SoftBank Group 6.125% 20/04/2025	JP	USD	2,074,018	2,219,200	0.14
SoftBank Group 6.25% 15/04/2028	JP	USD	1,978,529	2,150,106	0.14
Dr Peng Holding HongKong 7.55% 01/12/2021	HK	USD	2,956,097	2,047,097	0.13
				26,900,009	**1.75**
증권 자격 취득 또는 기타 통제 된 시장 에서 죽음을 맞게					
정보 기술					
Weibo 1.25% 15/11/2022	KY	USD	4,774,444	4,637,178	0.30
				4,637,178	**0.30**
소비재					
Wynn Macau 5.125% 15/12/2029 Reg S	KY	USD	12,795,509	11,865,276	0.77
Melco Resorts Finance 5.625% 17/07/2027 Reg S	KY	USD	11,578,026	11,779,325	0.77
				23,644,601	**1.54**
금융					
China Development Bank 4.88% 09/02/2028	CN	CNY	49,221,319	7,913,400	0.52
JPMorgan Chase Bank 0.125% 01/01/2023	US	USD	5,251,888	6,827,455	0.45
Bangkok Bank 3.733% VRN 25/09/2034 Reg S	TH	USD	6,493,244	6,379,102	0.42
Westpac Banking 5.00% VRN (Perpetual)	AU	USD	3,938,916	3,991,980	0.26
China Development Bank 3.05% 25/08/2026	CN	CNY	22,039,396	3,184,317	0.21
China Development Bank 3.68% 26/02/2026	CN	CNY	16,162,224	2,431,162	0.16
China Development Bank 3.65% 21/05/2029	CN	CNY	6,611,819	980,737	0.06
China Development Bank 4.24% 24/08/2027	CN	CNY	2,203,940	342,591	0.02
China Development Bank 3.18% 05/04/2026	CN	CNY	2,203,940	324,006	0.02
China Development Bank 3.80% 25/01/2036	CN	CNY	2,203,940	322,920	0.02
				32,697,670	**2.13**
부동산					
Yuzhou Properties 8.375% 30/10/2024	KY	USD	7,686,854	7,983,506	0.52
Agile Group Holdings 5.75% 02/01/2025 Reg S	KY	USD	3,437,600	3,428,895	0.22
China Evergrande Group 8.90% 24/05/2021	KY	USD	3,571,284	3,418,388	0.22
Yuzhou Properties 8.50% 26/02/2024	KY	USD	2,458,839	2,563,499	0.17
				17,394,288	**1.13**
정부					
China 2.90% 05/05/2026	CN	CNY	24,243,336	3,588,898	0.23
China 3.54% 16/08/2028	CN	CNY	17,631,517	2,693,442	0.18
China 3.25% 06/06/2026	CN	CNY	11,019,698	1,660,253	0.11
China 3.12% 05/12/2026	CN	CNY	10,285,052	1,532,743	0.10
China 3.29% 23/05/2029	CN	CNY	9,550,405	1,435,216	0.09
China 2.74% 04/08/2026	CN	CNY	9,550,405	1,402,436	0.09
China 3.86% 22/07/2049	CN	CNY	7,346,465	1,095,631	0.07
China 3.39% 16/03/2050	CN	CNY	6,611,819	903,793	0.06
China 3.97% 23/07/2048	CN	CNY	5,142,526	780,093	0.05
China 2.85% 04/06/2027	CN	CNY	5,142,526	750,304	0.05
China 3.59% 03/08/2027	CN	CNY	3,673,233	563,245	0.04
China 3.52% 04/05/2027	CN	CNY	2,203,940	335,443	0.02
China 3.52% 25/04/2046	CN	CNY	734,647	104,182	0.01
				16,845,679	**1.10**
목록에 없음					
산업재					
Blue Skyview 15.758% VRN (Perpetual) (Defaulted)	VG	USD	6,278,394	1,581,012	0.10
China City Int'l 5.35% 03/07/2017 (Defaulted)*	HK	CNY	5,729,333	25,653	0.00
ITNL Offshore 7.50% 18/01/2021 (Defaulted)	SG	CNY	954,889	17,815	0.00
				1,624,480	**0.11**
정보 기술					
Nuoxi Capital 5.35% 24/01/2023 (Defaulted)	VG	USD	1,909,778	190,971	0.01
				190,971	**0.01**
소비재					
Top Wise Excellence 6.00% 16/03/2020 (Defaulted)	VG	USD	1,169,739	126,917	0.01
				126,917	**0.01**
금융					
Tianjin State-OCI. & Management. 1.60% 17/12/2039*	CN	USD	4,360,022	893,805	0.06
Yihua Overseas Invest. 8.50% 23/10/2020 (Defaulted)	VG	USD	2,578,200	206,256	0.01
				1,100,061	**0.07**
단주				(7)	(0.00)

현재 투자종목 명세서서 2020년 10월 31일

	시장 가격	% 순자산
총 투자 (비용 USD 1,491,403,773)	1,452,948,500	94.79

	CCY	기본 노출	미실현 이익 / (손실) USD	% 순자산
신용 디폴트 스왑 (Credit Default Swap)				
매도 보호 CDX NA HY S35 5 년 20/12/202	USD	86,608,410	3,077,562	0.20
매도 보호 iTraxx Xover S34 20/12/2025	EUR	18,543,940	1,298,368	0.08
매도 보호 CDX NA HY S26 5 년 20/06/2021	USD	52,518,881	890,164	0.06
매도 보호 CDX NA HY S25 5 년 20/12/2020	USD	103,891,896	552,577	0.04
			5,818,671	0.38

	기본 노출 USD	미실현 이익 / (손실) USD	% 순자산
선물환 계약			
구입 KRW 판매 USD 에 1168.68000 04/01/2021	1,930,727	55,778	0.00
구입 SEK 판매 USD 에 9.01063 04/01/2021	2,029,499	29,669	0.00
구입 SGD 판매 USD 에 1.37102 04/01/2021	1,917,404	7,667	0.00
구입 EUR 판매 USD 에 0.85446 04/01/2021	1,956,807	(5,670)	(0.00)
구입 USD 판매 CNY 에 0.14744 19/01/2021	26,502,513	(191,049)	(0.01)
		(103,605)	(0.01)
A-ACC 주식 (EUR) (EUR/USD 헤지)			
구입 USD 판매 EUR 에 1.16809 05/11/2020	4,351,653	11,157	0.00
구입 USD 판매 EUR 에 1.17472 05/11/2020	166,260	1,373	0.00
구입 EUR 판매 USD 에 0.85183 05/11/2020	107,416	(809)	(0.00)
구입 EUR 판매 USD 에 0.84805 05/11/2020	99,758	(1,190)	(0.00)
구입 EUR 판매 USD 에 0.84674 05/11/2020	129,083	(1,737)	(0.00)
구입 EUR 판매 USD 에 0.84699 05/11/2020	132,705	(1,748)	(0.00)
구입 EUR 판매 USD 에 0.85555 04/12/2020	4,381,018	(11,157)	(0.00)
구입 EUR 판매 USD 에 0.85399 05/11/2020	4,074,888	(20,452)	(0.00)
		(24,563)	(0.00)
A-HMDIST (G) 주식 (AUD) (헤지)			
구입 USD 판매 AUD 에 0.70460 05/11/2020	44,014,586	99,715	0.01
구입 CNY 판매 USD 에 6.82950 05/11/2020	755,809	15,261	0.00
구입 USD 판매 EUR 에 1.17109 05/11/2020	164,629	847	0.00
구입 USD 판매 EUR 에 1.16883 04/12/2020	156,341	399	0.00
구입 USD 판매 CNY 에 0.14946 05/11/2020	771,070	387	0.00
구입 USD 판매 KRW 에 0.00088 04/12/2020	102,986	243	0.00
구입 SEK 판매 USD 에 8.91202 05/11/2020	62,455	162	0.00
구입 USD 판매 HKD 에 0.12902 05/11/2020	322,359	154	0.00
구입 USD 판매 HKD 에 0.12898 04/12/2020	319,257	61	0.00
구입 USD 판매 SGD 에 0.73267 04/12/2020	57,631	30	0.00
구입 SGD 판매 USD 에 1.36490 05/11/2020	58,612	(30)	(0.00)
구입 HKD 판매 USD 에 7.75334 05/11/2020	322,416	(57)	(0.00)
구입 KRW 판매 USD 에 1133.39200 05/11/2020	105,009	(130)	(0.00)
구입 USD 판매 SEK 에 0.11224 04/12/2020	61,590	(160)	(0.00)
구입 USD 판매 SGD 에 0.72969 05/11/2020	58,582	(207)	(0.00)
구입 CNY 판매 USD 에 6.70420 04/12/2020	758,927	(421)	(0.00)
구입 EUR 판매 USD 에 0.85610 05/11/2020	165,051	(422)	(0.00)
구입 USD 판매 SEK 에 0.11106 05/11/2020	62,617	(801)	(0.00)
구입 USD 판매 KRW 에 0.00085 05/11/2020	104,878	(3,144)	(0.00)
구입 AUD 판매 USD 에 1.39629 05/11/2020	1,176,908	(21,657)	(0.00)
구입 AUD 판매 USD 에 1.41904 04/12/2020	44,400,228	(100,158)	(0.01)
구입 AUD 판매 USD 에 1.40306 05/11/2020	43,452,083	(592,749)	(0.04)
		(602,677)	(0.04)
A-MINCOME (G) 주식 (EUR) (EUR/USD 헤지)			
구입 USD 판매 EUR 에 1.16809 05/11/2020	11,204,663	28,726	0.00
구입 EUR 판매 USD 에 0.85273 05/11/2020	246,268	(1,597)	(0.00)
구입 EUR 판매 USD 에 0.85180 05/11/2020	230,335	(1,742)	(0.00)
구입 EUR 판매 USD 에 0.85555 04/12/2020	11,217,168	(28,567)	(0.00)
구입 EUR 판매 USD 에 0.85399 05/11/2020	10,785,531	(54,132)	(0.00)
		(57,312)	(0.00)
A-MINCOME (G) 주식 (HKD) (헤지)			
구입 CNY 판매 USD 에 6.82950 05/11/2020	5,167,933	104,349	0.01
구입 USD 판매 HKD 에 0.12898 05/11/2020	308,029,531	54,508	0.00
구입 USD 판매 EUR 에 1.17093 05/11/2020	1,125,954	5,636	0.00
구입 USD 판매 AUD 에 0.71273 05/11/2020	284,577	3,936	0.00
구입 USD 판매 EUR 에 1.16883 04/12/2020	1,094,389	2,794	0.00
구입 USD 판매 CNY 에 0.14946 05/11/2020	5,272,282	2,644	0.00
구입 USD 판매 KRW 에 0.00088 04/12/2020	720,747	1,699	0.00
구입 SEK 판매 USD 에 8.91202 05/11/2020	427,075	1,110	0.00
구입 USD 판매 AUD 에 0.70470 04/12/2020	286,449	648	0.00
구입 USD 판매 SGD 에 0.73267 04/12/2020	403,196	210	0.00
구입 SGD 판매 USD 에 1.36490 05/11/2020	400,835	(205)	(0.00)
구입 AUD 판매 USD 에 1.41924 05/11/2020	285,222	(645)	(0.00)
구입 KRW 판매 USD 에 1133.39199 05/11/2020	718,005	(891)	(0.00)
구입 USD 판매 SEK 에 0.11224 04/12/2020	431,021	(1,123)	(0.00)
구입 USD 판매 SGD 에 0.72969 05/11/2020	400,630	(1,416)	(0.00)
구입 EUR 판매 USD 에 0.85610 05/11/2020	1,128,841	(2,887)	(0.00)
구입 CNY 판매 USD 에 6.70420 04/12/2020	5,311,357	(2,949)	(0.00)
구입 HKD 판매 USD 에 7.75042 05/11/2020	6,373,967	(3,530)	(0.00)
구입 HKD 판매 USD 에 7.75076 05/11/2020	7,392,936	(3,764)	(0.00)
구입 USD 판매 SEK 에 0.11106 05/11/2020	428,185	(5,475)	(0.00)
구입 USD 판매 KRW 에 0.00085 05/11/2020	717,113	(21,497)	(0.00)
구입 HKD 판매 USD 에 7.75341 04/12/2020	309,245,655	(58,820)	(0.00)
구입 HKD 판매 USD 에 7.75105 05/11/2020	294,408,951	(139,029)	(0.01)
		(64,697)	(0.00)
A-MINCOME (G) 주식 (RMB) (RMB/USD 헤지)			
구입 CNY 판매 USD 에 6.82950 05/11/2020	9,333,084	188,450	0.01
구입 USD 판매 CNY 에 0.14946 05/11/2020	10,430,543	5,231	0.00
구입 CNY 판매 USD 에 6.67260 05/11/2020	911,968	(2,960)	(0.00)
구입 CNY 판매 USD 에 6.70420 04/12/2020	10,431,774	(5,792)	(0.00)
		184,929	0.01
A-MINCOME (G) 주식 (SGD) (헤지)			
구입 SGD 판매 USD 에 1.37044 05/11/2020	83,755,484	297,135	0.02
구입 USD 판매 SGD 에 0.73265 05/11/2020	90,480,346	46,359	0.00
구입 CNY 판매 USD 에 6.82950 05/11/2020	1,461,688	29,514	0.00
구입 USD 판매 EUR 에 1.17109 05/11/2020	318,422	1,638	0.00
구입 USD 판매 AUD 에 0.71273 05/11/2020	80,494	1,113	0.00
구입 USD 판매 EUR 에 1.16883 04/12/2020	320,960	819	0.00
구입 USD 판매 CNY 에 0.14946 05/11/2020	1,564,174	784	0.00
구입 USD 판매 KRW 에 0.00088 04/12/2020	211,393	498	0.00
구입 USD 판매 EUR 에 1.18305 05/11/2020	24,467	377	0.00
구입 SEK 판매 USD 에 8.91202 05/11/2020	126,616	329	0.00
구입 USD 판매 HKD 에 0.12902 05/11/2020	623,415	298	0.00
구입 USD 판매 AUD 에 0.70470 04/12/2020	84,022	190	0.00
구입 USD 판매 HKD 에 0.12898 04/12/2020	655,303	125	0.00
구입 USD 판매 SEK 에 0.11477 05/11/2020	5,839	118	0.00
구입 CNY 판매 USD 에 6.70389 05/11/2020	72,868	104	0.00
구입 USD 판매 KRW 에 0.00089 05/11/2020	9,771	63	0.00
구입 USD 판매 AUD 에 0.71332 05/11/2020	3,867	57	0.00
구입 USD 판매 HKD 에 0.12901 05/11/2020	34,753	15	0.00
구입 HKD 판매 USD 에 7.75334 05/11/2020	658,284	(116)	(0.00)
구입 AUD 판매 USD 에 1.41924 05/11/2020	84,552	(191)	(0.00)
구입 KRW 판매 USD 에 1133.39201 05/11/2020	212,863	(264)	(0.00)
구입 USD 판매 SEK 에 0.11224 04/12/2020	126,422	(329)	(0.00)
구입 CNY 판매 USD 에 6.70420 04/12/2020	1,557,800	(865)	(0.00)
구입 EUR 판매 USD 에 0.85610 05/11/2020	343,768	(879)	(0.00)
구입 USD 판매 SEK 에 0.11106 05/11/2020	121,106	(1,548)	(0.00)
구입 USD 판매 KRW 에 0.00085 05/11/2020	202,827	(6,080)	(0.00)
구입 SGD 판매 USD 에 1.35913 05/11/2020	2,207,728	(10,451)	(0.00)
구입 SGD 판매 USD 에 1.35844 05/11/2020	2,183,678	(11,445)	(0.00)
구입 SGD 판매 USD 에 1.35710 05/11/2020	2,071,100	(12,883)	(0.00)
구입 SGD 판매 USD 에 1.36488 04/12/2020	91,225,370	(47,519)	(0.00)
		286,966	0.02
A-MINCOME (G) 주식 (USD) (헤지)			
구입 CNY 판매 USD 에 6.82950 05/11/2020	13,229,153	267,118	0.02
구입 USD 판매 EUR 에 1.17093 05/11/2020	2,882,461	14,428	0.00
구입 USD 판매 AUD 에 0.71273 05/11/2020	728,527	10,076	0.00
구입 USD 판매 EUR 에 1.16883 04/12/2020	2,845,504	7,265	0.00
구입 USD 판매 CNY 에 0.14946 05/11/2020	13,496,271	6,768	0.00
구입 USD 판매 KRW 에 0.00088 04/12/2020	1,874,125	4,417	0.00
구입 SEK 판매 USD 에 8.91202 05/11/2020	1,093,254	2,842	0.00
구입 USD 판매 HKD 에 0.12902 05/11/2020	5,642,311	2,699	0.00
구입 USD 판매 AUD 에 0.70470 04/12/2020	744,809	1,684	0.00
구입 USD 판매 HKD 에 0.12898 04/12/2020	5,809,715	1,105	0.00
구입 USD 판매 SGD 에 0.73267 04/12/2020	1,048,412	546	0.00
구입 SGD 판매 USD 에 1.36490 05/11/2020	1,026,156	(526)	(0.00)
구입 HKD 판매 USD 에 7.75334 05/11/2020	5,643,310	(998)	(0.00)
구입 AUD 판매 USD 에 1.41924 05/11/2020	730,177	(1,650)	(0.00)
구입 KRW 판매 USD 에 1133.39200 05/11/2020	1,837,990	(2,282)	(0.00)
구입 USD 판매 SEK 에 0.11224 04/12/2020	1,120,771	(2,921)	(0.00)
구입 USD 판매 SGD 에 0.72969 05/11/2020	1,025,630	(3,626)	(0.00)
구입 EUR 판매 USD 에 0.85610 05/11/2020	2,889,851	(7,390)	(0.00)
구입 CNY 판매 USD 에 6.70420 04/12/2020	13,810,880	(7,668)	(0.00)
구입 USD 판매 SEK 에 0.11106 05/11/2020	1,096,096	(14,014)	(0.00)
구입 USD 판매 KRW 에 0.00085 05/11/2020	1,835,708	(55,029)	(0.00)
		222,844	0.01
W-MINCOME (G) 주식 (GBP) (헤지)			
구입 GBP 판매 USD 에 0.78026 05/11/2020	171,866	1,856	0.00
구입 GBP 판매 USD 에 0.77350 04/12/2020	215,901	482	0.00
구입 GBP 판매 USD 에 0.77337 05/11/2020	5,301	10	0.00
구입 GBP 판매 USD 에 0.77100 05/11/2020	25,033	(30)	(0.00)

현재 투자종목 명세서서 2020년 10월 31일

	기본 노출 USD	미실현 이익 / (손실) USD	% 순자산
구입 GBP 판매 USD 에 0.76382 05/11/2020	4,189	(44)	(0.00)
구입 GBP 판매 USD 에 0.76651 05/11/2020	8,219	(58)	(0.00)
구입 USD 판매 GBP 에 1.29153 05/11/2020	29,666	(90)	(0.00)
구입 GBP 판매 USD 에 0.76764 05/11/2020	29,311	(163)	(0.00)
구입 USD 판매 GBP 에 1.29261 05/11/2020	215,825	(475)	(0.00)
		1,488	**0.00**

선물

	CCY	기본 노출	미실현 이익 / (손실) USD	% 순자산
US Ultra Bond Future 21/12/2020	USD	(2,259,297)	87,278	0.01
US Treasury Note 10 Year Bond Future 21/12/2020	USD	2,639,969	(12,862)	(0.00)
US Long Bond Future 21/12/2020	USD	987,952	(27,044)	(0.00)
미국 10 년 Ultra Bond Future 21/12/2020	USD	34,546,233	(508,236)	(0.03)
			(460,864)	**(0.03)**

총 수익 스왑

				% 순자산
Receive iBoxx USD Liq. IG pay 3m USD LIBOR 20/06/2021	USD	60,635,436	(810,235)	(0.05)
			(810,235)	**(0.05)**

기타 자산 및 부채	75,478,960	4.92
순자산	**1,532,818,405**	**100.00**

지역별 배분

국가	국가 코드	% 순자산
케이맨 제도	KY	46.43
버진 아일랜드 (영국령)	VG	16.04
홍콩	HK	7.85
아일랜드	IE	4.74
싱가포르	SG	3.45
인도	IN	2.59
중국	CN	2.54
태국	TH	2.03
모리셔스	MU	1.31
일본	JP	1.22
인도네시아	ID	0.99
버뮤다	BM	0.97
미국	US	0.93
스리랑카	LK	0.83
영국	GB	0.72
호주	AU	0.58
필리핀	PH	0.53
초 국가	SU	0.41
네덜란드	NL	0.26
몽골리아	MN	0.20
말레이시아	MY	0.15
현금 및 기타 순자산		5.23

현재 투자종목 명세서서 2020년 10월 31일

	국가 코드	CCY	주식 또는 명목	시가(USD)	% 순자산
공인된 주식 또는 공식 증권거래소에서 거래됨					
에너지					
Oil India 5.125% 04/02/2029	IN	USD	1,995,729	2,158,039	0.84
Petroleos Mexicanos 6.95% 28/01/2060	MX	USD	1,521,744	1,191,944	0.46
Petroleos Mexicanos 7.69% 23/01/2050	MX	USD	598,719	497,766	0.19
Periama Holdings 5.95% 19/04/2026	US	USD	424,092	425,153	0.16
				4,272,902	1.65
유틸리티					
SMC Global Power Holdings 5.95% VRN (Perpetual)	PH	USD	3,043,487	2,943,952	1.14
Adani Renewable Energy 4.625% 15/10/2039 Reg S	IN	USD	932,785	918,793	0.36
SMC Global Power Holdings 5.70% VRN (Perpetual)	PH	USD	773,345	733,711	0.28
India Green Energy 5.375% 29/04/2024 Reg S	MU	USD	520,885	522,708	0.20
				5,119,164	1.98
소재					
Chalco Hong Kong Invest. 4.25% VRN (Perpetual) EMTN	VG	USD	4,989,323	5,056,651	1.96
CNAC HK Finbridge 4.625% 14/03/2023	HK	USD	2,494,662	2,642,370	1.02
CNAC HK Finbridge 3.35% VRN (Perpetual)	HK	USD	2,494,662	2,481,793	0.96
CNAC HK Finbridge 3.00% 22/09/2030 Reg S	HK	USD	2,494,662	2,448,907	0.95
Sinochem Offshore Cap. 3.00% VRN (Perpetual) EMTN	VG	USD	1,995,729	1,989,132	0.77
Tianqi Fin 3.75% 28/11/2022	VG	USD	399,146	166,319	0.06
				14,785,172	5.73
산업재					
BOC Aviation 5.50% 26/02/2024 EMTN	SG	CNY	39,914,585	6,264,420	2.43
BPHL Capital Management 5.95% 27/02/2023	VG	USD	4,989,323	4,801,868	1.86
Eastern Creation 3.40% 26/11/2022 EMTN	VG	CNY	31,253,120	4,694,552	1.82
CNI Capital 3.97% 01/11/2022	KY	CNY	27,940,210	4,190,990	1.62
CCCI Treasure 3.425% VRN (Perpetual)	VG	USD	3,467,580	3,445,907	1.33
Guangzhou Metro 2.31% 17/09/2030 EMTN	VG	USD	2,993,594	2,875,914	1.11
CMHI Finance BVI 3.50% VRN (Perpetual)	VG	USD	997,865	1,003,010	0.39
SOCAM Development 6.25% 23/01/2022	BM	USD	997,865	991,606	0.38
AVIX Intl. Finance 3.30% 23/09/2030 Reg S	VG	USD	997,865	972,508	0.38
Delhi Int'l Airport 6.45% 04/06/2029 Reg S	IN	USD	947,971	958,115	0.37
				30,198,890	11.70
정보 기술					
Lenovo Group 3.421% 02/11/2030 Reg S	HK	USD	2,918,754	2,971,963	1.15
				2,971,963	1.15
소비재					
Daimler Int'l Fin. 3.45% 27/09/2022 EMTN	NL	CNY	10,976,511	1,639,081	0.63
Jollibee Worldwide 3.90% VRN (Perpetual)	SG	USD	1,721,316	1,587,914	0.62
TCL Technology 1.875% 14/07/2025 Reg S	VG	USD	1,421,957	1,417,307	0.55
GOHL Capital 4.25% 24/01/2027	GB	USD	997,865	987,287	0.38
Sunny Express Enterprises 3.35% VRN (Perpetual)	VG	USD	947,971	962,156	0.37
Meituan 3.05% 28/10/2030 Reg S	KY	USD	723,452	722,508	0.28
Studio City Finance 6.50% 15/01/2028 Reg S	VG	USD	449,039	447,782	0.17
				7,764,035	3.01
소비재					
Wens Foodstuffs Group 2.349% 29/10/2025 Reg S	CN	USD	997,865	971,760	0.38
				971,760	0.38
금융					
China CITIC Bank Int'l 4.625% VRN 28/02/2029 EMTN	HK	USD	4,989,323	5,231,943	2.03
Bank of Communications 3.15% 22/01/2022 EMTN	CN	CNY	33,438,444	5,008,223	1.94
Hitachi Capital UK 4.60% 27/09/2021 EMTN	GB	CNY	30,933,804	4,662,575	1.81
Emirates NBD P 4.48% 07/05/2024 EMTN	AE	CNY	29,935,939	4,600,952	1.78
First Abu Dhabi Bank 3.40% 18/08/2025 EMTN	AE	CNY	26,942,345	4,022,192	1.56
China Development Bank 2.875% VRN 28/09/2030	CN	USD	3,991,459	3,999,203	1.55
KEB Hana Bank 4.75% 22/06/2021 EMTN	KR	CNY	24,946,616	3,767,065	1.46
Agricultural Development Bk. 3.80% 27/10/2030 Reg S	CN	CNY	19,957,293	3,021,234	1.17
QNB Finance 5.25% 21/06/2021 EMTN	KY	CNY	19,957,293	3,019,296	1.17
QNB Finance 3.90% 17/06/2025 EMTN	KY	CNY	19,957,293	3,012,214	1.17
QNB Finance 3.80% 17/06/2025 EMTN	KY	CNY	16,963,699	2,550,865	0.99
Rizal Commercial Banking 6.50% VRN (Perpetual)	PH	USD	2,494,662	2,497,033	0.97
Fuqing Investment Mgmt. 3.25% 23/06/2025 EMTN	VG	USD	1,995,729	1,998,186	0.77
Ocean Laurel 2.375% 20/10/2025 Reg S	VG	USD	1,995,729	1,976,590	0.77
First Abu Dhabi Bank 4.50% 10/09/2021 EMTN	AE	CNY	12,972,240	1,959,074	0.76
Kasikornbank PCL 3.343% VRN 02/10/2031 EMTN	TH	USD	1,496,797	1,468,612	0.57
Tuspark Forward 6.95% 18/06/2022	VG	USD	2,594,448	1,160,977	0.45
Bank of East Asia 5.825% VRN (Perpetual) EMTN	HK	USD	997,865	1,024,707	0.40
Tongyang Life Insurance 5.25% VRN (Perpetual)	KR	USD	997,865	997,815	0.39
Chouzhou Inl. 3.15% 11/08/2023 Reg S	VG	USD	997,865	994,929	0.39
Amipeace 2.25% 22/10/2030 EMTN	VG	USD	997,865	978,778	0.38
GET Int'l Investment Holdings 3.75% 18/07/2022	HK	USD	898,078	915,952	0.35
Kookmin Bank 2.50% 04/11/2030 Reg S	KR	USD	773,345	773,925	0.30
Fortune Star 5.95% 19/10/2025	VG	USD	548,826	551,778	0.21
				60,194,118	23.31
부동산					
Shimao Property Holdings 5.75% 15/03/2021	KY	CNY	59,871,878	9,017,034	3.49
Trade Horizon Global 2.789% FRN 02/08/2021	VG	USD	4,989,323	4,951,654	1.92
Franshion Brilliant 5.20% 08/03/2021	VG	CNY	22,950,887	3,448,912	1.34
Franshion Brilliant 4.00% VRN (Perpetual)	VG	USD	2,494,662	2,516,407	0.97
China Evergrande Group 4.25% 14/02/2023	KY	HKD	19,957,293	2,399,574	0.93
Yuzhou Properties 7.375% 13/01/2026	KY	USD	2,444,768	2,359,508	0.91
China Evergrande Group 11.50% 22/01/2023	KY	USD	2,494,662	2,089,142	0.81
Shui On Development 6.15% 24/08/2024 Reg S	KY	USD	1,995,729	1,998,109	0.77
Scenery Journey 12.00% 24/10/2023	VG	USD	1,995,729	1,631,507	0.63
Redsun Properties Group 9.70% 16/04/2023	KY	USD	1,496,797	1,539,870	0.60
Nan Fung Treasury III 5.00% (Perpetual) Reg S	VG	USD	1,496,797	1,502,219	0.58
Emperor International 4.50% 03/09/2023 EMTN	BM	USD	1,496,797	1,481,534	0.57
Elect Global Investments 4.10% VRN (Perpetual)	VG	USD	1,496,797	1,470,603	0.57
Kaisa Group Holdings 11.95% 22/10/2022 Reg S	KY	USD	1,297,224	1,329,947	0.52
Yango Justice International 9.25% 15/04/2023	HK	USD	1,197,438	1,252,727	0.49
Kaisa Grou 11.25% 16/04/2025 Reg S	KY	USD	997,865	949,046	0.37
Modern Land 11.50% 13/11/2022 Reg S	KY	USD	898,078	899,171	0.35
Kaisa Group Holdings 10.50% 15/01/2025	KY	USD	848,185	793,053	0.31
China SCE Group Holdings 7.00% 02/05/2025 Reg S	KY	USD	673,559	666,823	0.26
Wanda Properties Overseas 6.875% 23/07/2023	VG	USD	623,665	611,184	0.24
China South City Holdingss 10.875% 26/06/2022	HK	USD	399,146	390,657	0.15
Sunac China Holdings 7.00% 09/07/2025	KY	USD	349,253	338,938	0.13
Sunac China Holdings 6.50% 09/07/2023	KY	USD	324,306	318,626	0.12
				43,956,245	17.02
정부					
China 2.25% 21/10/2050 Reg S	CN	USD	1,995,729	1,944,539	0.75
China 1.00% 12/11/2039	CN	EUR	997,865	1,153,390	0.45
Iraq 6.752% 09/03/2023 Reg S	IQ	USD	199,573	186,593	0.07
				3,284,522	1.27
증권 자격 취득 또는 기타 통제 된 시장 에서 죽음을 맞게					
유틸리티					
China Southern Power Grid 4.87% 12/04/2023 MTN	CN	CNY	9,978,646	1,539,942	0.60
China Three Gorge 3.47% 03/06/2021 MTN	CN	CNY	9,978,646	1,493,762	0.58
				3,033,704	1.17
소재					
China National Chemical 4.24% 15/10/2021 MTN	CN	CNY	9,978,646	1,503,577	0.58
				1,503,577	0.58
산업재					
Wuhan Metro Group 5.09% 21/08/2025	CN	CNY	19,957,293	3,076,775	1.19
				3,076,775	1.19
소비재					
Nissan Motor 4.345% 17/09/2027 Reg S	JP	USD	1,197,438	1,202,896	0.47
				1,202,896	0.47
금융					
China Development Bank 4.04% 06/07/2028	CN	CNY	59,871,878	9,147,854	3.54
China Development Bank 3.42% 02/07/2024	CN	CNY	49,893,232	7,461,619	2.89
Emirates NBD 4.05% 24/09/2025 EMTN	AE	CNY	34,925,262	5,243,955	2.03
Central Huijin Investment 3.45% 22/05/2022 MTN	CN	CNY	29,935,939	4,479,261	1.73
HSBC Bank China 3.74% 18/06/2022	CN	CNY	19,957,293	2,986,972	1.16
China Development Bank 4.88% 09/02/2028	CN	CNY	9,978,646	1,604,285	0.62
Korea Eximbank 4.66% 28/02/2021 GMTN	KR	CNY	9,978,646	1,499,206	0.58
Agricultural Bank of China 4.50% VRN (Perpetual)	CN	CNY	9,978,646	1,488,020	0.58
China Development Bank 3.65% 21/05/2029	CN	CNY	9,978,646	1,480,142	0.57
QNB Finance 3.82% 06/02/2025 EMTN	KY	CNY	8,980,782	1,345,192	0.52
				36,736,506	14.23
부동산					
Wharf REIC Finance 3.70% 16/07/2025 EMTN	VG	CNY	31,752,053	4,762,760	1.84
				4,762,760	1.84
정부					
China 4.08% 22/10/2048	CN	CNY	29,935,939	4,625,455	1.79
China 3.39% 16/03/2050	CN	CNY	14,967,970	2,046,026	0.79
China 3.12% 05/12/2026	CN	CNY	9,978,646	1,487,081	0.58
Philippine 3.58% 20/05/2022	PH	CNY	9,978,646	1,481,183	0.57
China 3.97% 23/07/2048	CN	CNY	6,985,052	1,059,594	0.41

* 이사회 결정으로 가격이 책정된 유가증권.
전체 주석 목록은 6페이지에 나와 있습니다.
별첨 재무제표에 대한 주석은 본 재무제표의 중요한 일부입니다. 투자종목 명세서 및 지역별 ㅔ의 순자산 비율은 반올림되었습니다.

현재 투자종목 명세서서 2020년 10월 31일

	국가 코드	CCY	주식 또는 명목	시가(USD)	% 순자산
China 2.85% 04/06/2027	CN	CNY	4,989,323	727,952	0.28
				11,427,291	4.43

금융 상품

HSBC Bank China CD 0.00% 24/08/2021	CN	CNY	29,935,939	4,327,857	1.68
				4,327,857	1.68

목록에 없음

유틸리티

HKCG Finance 4.45% 26/09/2021 EMTN	HK	CNY	29,935,939	4,525,341	1.75
				4,525,341	1.75

산업재

MTR 2.15% 07/06/2021 EMTN	HK	CNY	19,957,293	2,977,135	1.15
ITNL Offshore 7.50% 18/01/2021 (Defaulted)	SG	CNY	24,946,616	465,881	0.18
China City Int'l 5.35% 03/07/2017 (Defaulted)*	HK	CNY	28,938,074	129,701	0.05
				3,572,717	1.38

금융

CDBL Funding 2 3.80% 27/02/2021 EMTN	KY	CNY	6,985,052	1,043,902	0.40
				1,043,902	0.40

단주	(3)	(0.00)
총 투자 (비용 USD 260,022,667)	248,732,094	96.34

신용 디폴트 스왑 (Credit Default Swap)

	CCY	기본 노출	미실현 이익 / (손실) USD	% 순자산
매수 보호 CDX NA HY S35 5 년 20/12/202	USD	2,993,594	(106,375)	(0.04)
			(106,375)	(0.04)

선물환 계약

	기본 노출 USD	미실현 이익 / (손실) USD	% 순자산
구입 CNY 판매 USD 에 7.09250 19/08/2021	43,067,619	1,656,944	0.64
구입 CNY 판매 USD 에 7.19480 08/12/2020	19,262,380	1,391,423	0.54
구입 CNY 판매 USD 에 6.97600 13/10/2021	55,823,718	994,666	0.39
구입 CNY 판매 USD 에 7.25230 08/06/2021	12,584,427	841,887	0.33
구입 CNY 판매 USD 에 7.18200 15/06/2021	6,959,531	390,205	0.15
구입 CNY 판매 USD 에 7.06790 19/01/2021	7,100,148	353,946	0.14
구입 CNY 판매 USD 에 7.14400 30/07/2021	6,412,436	303,702	0.12
구입 CNY 판매 USD 에 7.13500 20/04/2021	2,406,624	127,767	0.05
구입 CNY 판매 USD 에 6.98950 29/09/2021	2,921,162	60,476	0.02
구입 KRW 판매 USD 에 1186.63000 25/11/2020	1,332,142	59,607	0.02
구입 CNY 판매 USD 에 6.83820 15/04/2021	5,906,388	56,887	0.02
구입 CNY 판매 USD 에 7.17686 29/03/2021	295,107	17,965	0.01
구입 THB 판매 USD 에 31.55500 25/11/2020	1,225,686	15,041	0.01
구입 USD 판매 EUR 에 1.18194 08/02/2021	1,115,134	13,475	0.01
구입 CNY 판매 USD 에 6.95110 27/09/2021	631,438	9,614	0.00
구입 PHP 판매 USD 에 48.84000 25/11/2020	1,223,664	8,326	0.00
구입 USD 판매 THB 에 0.03206 25/11/2020	1,240,727	(697)	(0.00)
구입 USD 판매 TWD 에 0.03604 15/04/2021	6,354,273	(26,968)	(0.01)
구입 USD 판매 TWD 에 0.03459 19/01/2021	7,778,962	(234,306)	(0.09)
구입 USD 판매 CNY 에 0.13810 26/05/2021	39,792,040	(2,470,105)	(0.96)
		3,569,855	1.38

A-MINCOME (G) 주식 (SGD) (SGD/USD 헤지)

구입 SGD 판매 USD 에 1.37044 05/11/2020	482,763	1,713	0.00
구입 USD 판매 SGD 에 0.73265 05/11/2020	495,826	254	0.00
구입 SGD 판매 USD 에 1.35729 05/11/2020	11,420	(69)	(0.00)
구입 SGD 판매 USD 에 1.36488 04/12/2020	490,886	(256)	(0.00)
		1,642	0.00

선물

	CCY	기본 노출	미실현 이익 / (손실) USD	% 순자산
US Treasury Note 5 Year Bond Future 31/12/2020	USD	(20,805,337)	43,762	0.02
US Ultra Bond Future 21/12/2020	USD	2,146,344	1,559	0.00
미국 10 년 Ultra Bond Future 21/12/2020	USD	11,615,113	(170,879)	(0.07)
			(125,558)	(0.05)

기타 자산 및 부채	6,120,870	2.37
순자산	258,192,528	100.00

지역별 배분

국가	국가 코드	% 순자산
중국	CN	25.81
버진 아일랜드 (영국령)	VG	21.84
케이맨 제도	KY	15.72
홍콩	HK	10.45
아랍 에미리트	AE	6.13
싱가포르	SG	3.22
필리핀	PH	2.97
한국	KR	2.73
영국	GB	2.19
인도	IN	1.56
버뮤다	BM	0.96
멕시코	MX	0.65
네덜란드	NL	0.63
태국	TH	0.57
일본	JP	0.47
모리셔스	MU	0.20
미국	US	0.16
이라크	IQ	0.07
현금 및 기타 순자산		3.67

현재 투자종목 명세서서 2020년 10월 31일

공인된 주식 또는 공식 증권거래소에서 거래됨

에너지

	국가 코드	CCY	주식 또는 명목	시가(USD)	% 순자산
Petrobras Global 6.75% 03/06/2050	NL	USD	2,475,000	2,719,208	1.36
Petroleos Mexicanos 5.95% 28/01/2031	MX	USD	1,675,000	1,406,163	0.70
AI Candelaria (Spain) 7.50% 15/12/2028 Reg S	ES	USD	1,225,000	1,326,687	0.66
PTTEP Treasury Center 3.903% 06/12/2059 Reg S	TH	USD	1,051,000	1,126,961	0.56
Tupras Turkiye Petrol 4.50% 18/10/2024 Reg S	TR	USD	1,200,000	1,102,301	0.55
Oil India 5.125% 04/02/2029	IN	USD	1,000,000	1,081,328	0.54
Kosmos Energy 7.125% 04/04/2026 Reg S	US	USD	1,200,000	999,648	0.50
Petroleos Mexicanos 6.95% 28/01/2060	MX	USD	1,150,000	900,766	0.45
Thaioil Treasury Centre 3.75% 18/06/2050 Reg S	TH	USD	875,000	809,559	0.40
Oleoducto Central 4.00% 14/07/2027 Reg S	CO	USD	550,000	573,238	0.29
Ecopetrol 5.875% 28/05/2045	CO	USD	500,000	542,875	0.27
Medco Bell Pte 6.375% 30/01/2027 Reg S	SG	USD	600,000	531,300	0.27
Thaioil Treasury 2.50% 18/06/2030 Reg S	TH	USD	500,000	484,728	0.24
Petrobras Global 5.60% 03/01/2031	NL	USD	431,000	465,577	0.23
Peru LNG Srl 5.375% 22/03/2030 Reg S	PE	USD	600,000	461,136	0.23
Petroleos Mexicanos 7.69% 23/01/2050	MX	USD	550,000	457,262	0.23
Puma Int'l Fin. 5.00% 24/01/2026 Reg S	LU	USD	500,000	414,305	0.21
Medco Oak Tree Pte 7.375% 14/05/2026 Reg S	SG	USD	425,000	413,195	0.21
Petroleos Mexicanos 6.75% 21/09/2047	MX	USD	500,000	390,803	0.20
Oil and Gas Holding 8.375% 07/11/2028 Reg S	BH	USD	325,000	357,968	0.18
ABM Investama 7.125% 01/08/2022 Reg S	ID	USD	500,000	326,243	0.16
Anton Oilfield Services Group 7.50% 02/12/2022	KY	USD	500,000	295,251	0.15
Mongolian Mining 9.25% 15/04/2024 Reg S	SU	USD	325,000	264,817	0.13
Pertamina Persero 4.70% 30/07/2049 Reg S	ID	USD	200,000	217,067	0.11
Petroleos Mexicanos 6.35% 12/02/2048	MX	USD	200,000	153,250	0.08
				17,821,636	8.91

유틸리티

	국가 코드	CCY	주식 또는 명목	시가(USD)	% 순자산
Promigas 3.75% 16/10/2029 Reg S	SU	USD	1,200,000	1,216,812	0.61
Inkia Energy 5.875% 09/11/2027 Reg S	BM	USD	1,075,000	1,122,300	0.56
Adani Electricity Mumbai 3.949% 12/02/2030 Reg S	IN	USD	1,000,000	989,481	0.49
Light Serv. de Eletricidade 7.25% 03/05/2023 Reg S	BR	USD	803,000	840,247	0.42
Contemporary Ruiding 1.875% 17/09/2025 Reg S	VG	USD	750,000	750,641	0.38
ENN Energy 2.625% 17/09/2030 Reg S	KY	USD	650,000	654,416	0.33
Eskom Holdings 8.45% 10/08/2028 Reg S	ZA	USD	650,000	621,673	0.31
Star Energy Geothermal 4.85% 14/10/2038 Reg S	BM	USD	450,000	463,088	0.23
Contemporary Ruiding 2.625% 17/09/2030 Reg S	VG	USD	425,000	422,156	0.21
Eskom Holdings 7.125% 11/02/2025 Reg S	ZA	USD	400,000	375,718	0.19
GCL New Energy Holdings 7.10% 30/01/2021	BM	USD	600,000	291,000	0.15
Mong Duong Fin. Holdings 5.125% 07/05/2029 Reg S	NL	USD	250,000	255,110	0.13
ReNew Power Synthetic 6.67% 12/03/2024 Reg S	IN	USD	200,000	209,731	0.10
China Oil & Gas Group 5.50% 25/01/2023	BM	USD	200,000	205,235	0.10
Greenko Investment 4.875% 16/08/2023 Reg S	MU	USD	200,000	201,259	0.10
				8,618,867	4.31

소재

	국가 코드	CCY	주식 또는 명목	시가(USD)	% 순자산
Gold Fields Orogen Hldgs 6.125% 15/05/2029 Reg S	VG	USD	3,525,000	4,212,375	2.11
Suzano Austria 6.00% 15/01/2029	AT	USD	1,900,000	2,207,819	1.10
Meglobal Canada 5.875% 18/05/2030 Reg S	CA	USD	1,600,000	1,910,218	0.95
Indonesia 5.80% 15/05/2050 Reg S	ID	USD	1,500,000	1,750,510	0.87
Indonesia 5.45% 15/05/2030 Reg S	ID	USD	1,325,000	1,511,601	0.76
UPL 4.50% 08/03/2028	MU	USD	1,000,000	1,015,329	0.51
ABJA Investment 5.45% 24/01/2028	SG	USD	925,000	895,476	0.45
CNAC HK Finbridge 5.125% 14/03/2028	HK	USD	500,000	564,825	0.28
Petkim Petrokimya Holding 5.875% 26/01/2023 Reg S	TR	USD	500,000	492,464	0.25
CNAC HK Finbridge 3.70% 22/09/2050 Reg S	HK	USD	500,000	478,697	0.24
Suzano Austria 3.75% 15/01/2031	AT	USD	300,000	308,625	0.15
Braskem Netherlands Fin. 4.50% 10/01/2028 Reg S	NL	USD	300,000	289,281	0.14
Vedanta Resources 6.125% 09/08/2024 Reg S	GB	USD	400,000	234,111	0.12
Sasol Financing 5.875% 27/03/2024	US	USD	200,000	193,950	0.10
				16,065,281	8.03

산업재

	국가 코드	CCY	주식 또는 명목	시가(USD)	% 순자산
Adani Ports& Special Econ. 4.00% 30/07/2027 Reg S	IN	USD	1,400,000	1,409,450	0.70
Embraer Netherlands Fin. 6.95% 17/01/2028 Reg S	NL	USD	1,025,000	1,035,707	0.52
CMB International 2.75% 12/08/2030 EMTN	HK	USD	1,000,000	974,164	0.49
BOC Aviation 3.25% 29/04/2025 Reg S	SG	USD	775,000	810,300	0.41
DP World 5.625% 25/09/2048 Reg S	AE	USD	650,000	743,844	0.37
BOC Aviation 2.625% 17/09/2030 Reg S	SG	USD	750,000	729,810	0.36
Nan Fung Treasury 3.625% 27/08/2030 EMTN	VG	USD	625,000	621,994	0.31
Nan Fung Treasury 4.875% 29/05/2024 EMTN	VG	USD	500,000	539,331	0.27
GMR Int'l Airport 5.375% 10/04/2024 Reg S	IN	USD	500,000	494,321	0.25
Autopistas Del Sol 7.375% 30/12/2030 Reg S	CR	USD	537,030	486,587	0.24
Mexico City Airport 5.50% 31/10/2046 Reg S	MX	USD	500,000	431,003	0.22
Indika Energy Capital Pte 5.875% 09/11/2024 Reg S	SG	USD	300,000	283,830	0.14
eHi Car Services 5.875% 14/08/2022	KY	USD	300,000	256,486	0.13
Mexico City Airport 3.875% 30/04/2028 Reg S	MX	USD	200,000	178,875	0.09
CAR 8.875% 10/05/2022	KY	USD	200,000	172,748	0.09
Jasa Marga 7.50% 11/12/2020 Reg S	ID	IDR	2,000,000,000	134,939	0.07
Soechi Capital Pte 8.375% 31/01/2023 Reg S	SG	USD	200,000	122,492	0.06
				9,425,881	4.71

정보 기술

	국가 코드	CCY	주식 또는 명목	시가(USD)	% 순자산
Semiconductor Manu. Intl. 2.693% 27/02/2025	KY	USD	3,638,000	3,593,624	1.80
Xiaomi Best Time Intl. 3.375% 29/04/2030 Reg S	HK	USD	1,375,000	1,434,582	0.72
HTA Group 7.00% 18/12/2025	MU	USD	275,000	288,701	0.14
Tsinghua Unic 4.75% 31/01/2021	VG	USD	200,000	128,750	0.06
Tsinghua Unic 6.50% 31/01/2028	VG	USD	200,000	74,909	0.04
				5,520,566	2.76

소비재

	국가 코드	CCY	주식 또는 명목	시가(USD)	% 순자산
GOHL Capital 4.25% 24/01/2027	GB	USD	1,550,000	1,533,570	0.77
LS Finance 2017 4.875% 15/07/2024 EMTN	VG	USD	1,000,000	982,369	0.49
Sands China 5.40% 08/08/2028	KY	USD	663,000	722,358	0.36
Resorts World Las Vegas 4.625% 16/04/2029 Reg S	US	USD	700,000	648,386	0.32
Studio City Finance 6.50% 15/01/2028 Reg S	VG	USD	575,000	573,390	0.29
Prosus 4.027% 03/08/2050 Reg S	NL	USD	450,000	461,520	0.23
Prosus 3.68% 21/01/2030 Reg S	NL	USD	412,000	449,270	0.22
Well Hope Development 3.875% VRN (Perpetual)	KY	USD	400,000	404,486	0.20
Baoxin Auto Finance I 9.109% VRN (Perpetual)	VG	USD	500,000	359,999	0.18
Future Retail 5.60% 22/01/2025 Reg S	IN	USD	500,000	345,000	0.17
Melco Resorts Finance 5.375% 04/12/2029 Reg S	KY	USD	350,000	337,637	0.17
JD.com 4.125% 14/01/2050	KY	USD	300,000	323,493	0.16
Studio City Finance 6.00% 15/07/2025 Reg S	VG	USD	300,000	301,875	0.15
Li & Fung 5.25% (Perpetual) EMTN	BM	USD	400,000	295,000	0.15
Prosus 2.031% 03/08/2032 Reg S	NL	EUR	175,000	206,698	0.10
PB International 7.625% 26/01/2022	NL	USD	200,000	129,999	0.06
				8,075,050	4.04

소비재

	국가 코드	CCY	주식 또는 명목	시가(USD)	% 순자산
MHP Lux 6.95% 03/04/2026 Reg S	LU	USD	500,000	503,810	0.25
MHP Lux 6.25% 19/09/2029 Reg S	LU	USD	425,000	408,213	0.20
Controladora Mabe 5.60% 23/10/2028 Reg S	MX	USD	200,000	227,127	0.11
SSMS Plantation Holdings 7.75% 23/01/2023	SG	USD	250,000	148,121	0.07
				1,287,271	0.64

건강

	국가 코드	CCY	주식 또는 명목	시가(USD)	% 순자산
Teva Pharmaceutical Fin. 6.00% 31/01/2025	NL	EUR	1,000,000	1,212,924	0.61
Teva Pharmaceutical Fin. 3.15% 01/10/2026	NL	USD	475,000	418,891	0.21
Teva Pharmaceutical Fin. 6.00% 15/04/2024	NL	USD	342,000	344,736	0.17
Yestar International Holdings 6.90% 15/09/2021	KY	USD	250,000	98,141	0.05
				2,074,692	1.04

금융

	국가 코드	CCY	주식 또는 명목	시가(USD)	% 순자산
China Great Wall 2.375% 18/08/2030 Reg S	VG	USD	2,833,000	2,713,742	1.36
NBK Tier Financing 2 4.50% VRN (Perpetual) Reg S	AE	USD	2,225,000	2,214,954	1.11
Bank of East Asia 5.875% VRN (Perpetual)	HK	USD	1,900,000	1,930,589	0.96
Huarong Finance 2019 3.375% 24/02/2030 EMTN	VG	USD	1,742,000	1,737,010	0.87
Grupo Aval 4.375% 04/02/2030 Reg S	KY	USD	1,575,000	1,535,625	0.77
Kookmin Bank 4.35% VRN (Perpetual) Reg S	KR	USD	1,000,000	1,044,085	0.52
Yapi ve Kredi Bankasi 5.85% 21/06/2024 Reg S	TR	USD	1,000,000	949,850	0.47
Shriram Transport Finance 5.95% 24/10/2022 Reg S	IN	USD	813,000	793,165	0.40
Shinhan Financial Group 5.875% VRN (Perpetual)	KR	USD	725,000	783,887	0.39
East. & South. TDB 4.875% 23/05/2024 EMTN	SU	USD	750,000	768,090	0.38
United Overseas Bank 1.75% VRN 16/03/2031 GMTN	SG	USD	750,000	746,771	0.37
Fortune Star 6.85% 02/07/2024	VG	USD	700,000	733,632	0.37
Minejesa Capital 4.625% 10/08/2030 Reg S	NL	USD	650,000	670,111	0.33
GTLK Europe 4.80% 26/02/2028 Reg S	IE	USD	650,000	638,463	0.32
Unifin Financiera 7.00% 15/01/2025 Reg S	MX	USD	750,000	602,344	0.30
Banorte 8.375% VRN (Perpetual) Reg S	MX	USD	550,000	584,518	0.29
ANZ 6.75% VRN (Perpetual) Reg S	AU	USD	500,000	567,498	0.28
Emirates 6.125% VRN (Perpetual)	AE	USD	525,000	547,977	0.27
Power Finance 3.90% 16/09/2029	IN	USD	550,000	542,883	0.27
Alfa Bond Issuance 8.00% VRN (Perpetual)	IE	USD	500,000	509,975	0.25
Kuwait Projects 4.50% 23/02/2027 EMTN	AE	USD	500,000	499,488	0.25
JSC Georgia Capital 6.125% 09/03/2024 Reg S	GE	USD	500,000	490,000	0.24
Sovcombank 7.75% VRN (Perpetual) Reg S	IE	USD	500,000	480,000	0.24
Alfa Bond Issuance 5.95% VRN 15/04/2030 Reg S	IE	USD	475,000	470,079	0.23
Banorte 7.625% VRN (Perpetual) Reg S	MX	USD	462,000	462,000	0.23
Akbank T.A.S. 7.20% VRN 16/03/2027 Reg S	TR	USD	500,000	458,040	0.23
TBC Bank 10.775% VRN (Perpetual) Reg S	GE	USD	425,000	428,188	0.21
Turkiye Is Bankasi 7.75% VRN 22/01/2030	TR	USD	450,000	413,334	0.21
Hikma Finance 3.25% 09/07/2025 Reg S	US	USD	400,000	412,000	0.21
Power Finance 4.50% 18/06/2029	IN	USD	400,000	410,125	0.20
Banco Mercantil 7.50% VRN (Perpetual) Reg S	MX	USD	400,000	399,296	0.20
Alternatifbank 8.75% VRN 16/04/2026	TR	USD	400,000	390,000	0.19
Mexarrend SAPI 10.25% 24/07/2024 Reg S	MX	USD	500,000	380,630	0.19
Operadora de Servicios 8.25% 11/02/2025 Reg S	MX	USD	400,000	370,830	0.19
Credivalores-Crediservicios 8.875% 07/02/2025 Reg S	CO	USD	500,000	361,250	0.18
TBC Bank 5.75% 19/06/2024 Reg S	GE	USD	300,000	304,125	0.15
TMB Bank 4.90% VRN (Perpetual) EMTN	TH	USD	300,000	284,250	0.14

* 이사회 결정으로 가격이 책정된 유가증권.

별첨 재무제표에 대한 주석은 본 재무제표의 중요한 일부입니다. 투자종목 명세서 및 지역별 배분의 순자산 비율은 반올림되었습니다.

현재 투자종목 명세서서 2020년 10월 31일

	국가 코드	CCY	주식 또는 명목	시가(USD)	% 순자산
Uzbek Industrial Bank 5.75% 02/12/2024	UZ	USD	275,000	282,906	0.14
Eximbank Turkey 8.25% 24/01/2024 Reg S	TR	USD	225,000	228,443	0.11
Credivalores-Crediservicios 9.75% 27/07/2022 Reg S	CO	USD	300,000	226,058	0.11
Dev. Bank of Mongolia 7.25% 23/10/2023 Reg S	MN	USD	200,000	209,206	0.10
BBVA Bancomer 5.35% VRN 12/11/2029 Reg S	MX	USD	200,000	200,750	0.10
Dev. Bank of Kazakhstan 8.95% 04/05/2023 Reg S	KZ	KZT	56,250,000	127,271	0.06
Vedanta Resources Fin. II 9.25% 23/04/2026 Reg S	GB	USD	200,000	125,600	0.06
Tuspark Forward 6.95% 18/06/2022	VG	USD	200,000	89,497	0.04
Pearl Holding III 9.50% 11/12/2022 Reg S	KY	USD	200,000	49,000	0.02
				29,167,535	**14.58**
부동산					
Longfor Group Holdings 3.85% 13/01/2032	KY	USD	1,500,000	1,565,565	0.78
Country Garden Holdings 5.125% 14/01/2027	KY	USD	1,325,000	1,416,132	0.71
China South City Holdings 11.50% 12/02/2022	HK	USD	1,125,000	1,114,426	0.56
Longfor Group Holdings 3.375% 13/04/2027	KY	USD	800,000	824,531	0.41
Longfor Group Holdings 4.50% 16/01/2028	KY	USD	625,000	687,189	0.34
China Evergrande Group 11.50% 22/01/2023	KY	USD	750,000	628,084	0.31
Yuzhou Properties 7.375% 13/01/2026	KY	USD	550,000	530,819	0.27
Globalworth 2.95% 29/07/2026 EMTN	GB	EUR	425,000	493,037	0.25
KWG Group Holdings 7.40% 13/01/2027	KY	USD	475,000	476,828	0.24
Franshion Brilliant 4.00% VRN (Perpetual)	VG	USD	450,000	453,923	0.23
China Evergrande Group 12.00% 22/01/2024	KY	USD	525,000	443,590	0.22
Longfor Group Holdings 3.95% 16/09/2029	KY	USD	400,000	426,159	0.21
Redco Properties Group 8.50% 19/08/2021	KY	USD	400,000	399,001	0.20
Lodha Developers International 14.00% 12/03/2023	MU	USD	400,000	372,000	0.19
Times China Holdings 7.625% 21/02/2022	KY	USD	300,000	306,367	0.15
Kaisa Group Holdings 11.50% 30/01/2023	KY	USD	300,000	303,729	0.15
Wanda Group Overseas 7.50% 24/07/2022	HK	USD	300,000	285,735	0.14
Theta Capital 8.125% 22/01/2025	SG	USD	300,000	271,500	0.14
Fantasia Holdings Group 10.875% 09/01/2023	KY	USD	250,000	257,190	0.13
Theta Capital 6.75% 31/10/2026	SG	USD	300,000	248,263	0.12
Redsun Properties Group 9.70% 16/04/2023	KY	USD	225,000	231,475	0.12
Fantasia Holdings Group 15.00% 18/12/2021	KY	USD	200,000	214,996	0.11
Zhenro Properties Group 9.15% 08/03/2022	KY	USD	200,000	205,500	0.10
Seazen Group 6.45% 11/06/2022	KY	USD	200,000	203,866	0.10
CFLD Cayman Investment 9.00% 31/07/2021	KY	USD	200,000	200,623	0.10
Easy Tactic 9.125% 28/07/2022	VG	USD	200,000	189,496	0.09
Kaisa Group Holdings 10.50% 15/01/2025	KY	USD	200,000	187,000	0.09
Jababeka International 6.50% 05/10/2023 Reg S	NL	USD	200,000	169,510	0.08
Easy Tactic 8.125% 11/07/2024	VG	USD	200,000	168,230	0.08
APL Realty Holdings Pte 5.95% 02/06/2024	SG	USD	200,000	138,711	0.07
				13,413,475	**6.70**
정부					
Argentina 0.125% 09/07/2035	AR	USD	2,980,729	967,247	0.48
Argentina 0.125% 09/07/2030	AR	USD	2,499,768	911,165	0.46
Heungkuk Life Insurance 4.475% VRN (Perpetual)	KR	USD	800,000	802,001	0.40
Dominican Republic Bond 6.50% 15/02/2048 Reg S	DO	USD	600,000	619,506	0.31
Ecuador 0.50% 31/07/2035 Reg S	EC	USD	891,540	490,347	0.25
Angola 8.00% 26/11/2029 Reg S	AO	USD	550,000	426,817	0.21
Ethiopia Int'l Bond 6.625% 11/12/2024 Reg S	ET	USD	375,000	378,788	0.19
Saudi Arabia 5.25% 16/01/2050 Reg S	SA	USD	275,000	364,706	0.18
Kenya 11.75% 08/10/2035	KE	KES	37,400,000	355,371	0.18
Argentina 0.125% 09/07/2041	AR	USD	1,000,000	336,500	0.17
Egypt 13.837% 19/11/2024	EG	EGP	5,095,000	320,494	0.16
Egypt 16.10% 07/05/2029	EG	EGP	4,342,000	297,801	0.15
Ghana 6.375% 11/02/2027 Reg S	GH	USD	300,000	280,155	0.14
Ukraine 8.994% 01/02/2024 Reg S	UA	USD	250,000	267,167	0.13
Kenya 7.25% 28/02/2028 Reg S	KE	USD	250,000	262,394	0.13
Ghana 10.75% 14/10/2030 Reg S	GH	USD	200,000	245,836	0.12
Egypt 17.70% 07/08/2025	EG	EGP	3,261,000	232,543	0.12
Ecuador 0.50% 31/07/2030 Reg S	EC	USD	340,200	226,233	0.11
Bolivia 4.50% 20/03/2028 Reg S	BO	USD	250,000	218,128	0.11
Ecuador 0.50% 31/07/2040 Reg S	EC	USD	408,600	204,300	0.10
Egypt 15.90% 02/07/2024	EG	EGP	2,900,000	194,042	0.10
Nigeria 7.625% 28/11/2047 Reg S	NG	USD	200,000	183,216	0.09
Ukraine 0.00% VRN 31/05/2040	UA	USD	200,000	174,000	0.09
Angola 9.50% 12/11/2025 Reg S	AO	USD	200,000	172,494	0.09
Sri Lanka 6.85% 14/03/2024 Reg S	LK	USD	200,000	114,008	0.06
Egypt 14.217% 15/10/2026	EG	EGP	1,735,000	110,466	0.06
Sri Lanka 7.55% 28/03/2030 Reg S	LK	USD	200,000	109,821	0.05
Sri Lanka 6.75% 18/04/2028 Reg S	LK	USD	200,000	108,011	0.05
Argentina 1.00% 09/07/2029	AR	USD	252,347	103,967	0.05
Egypt 14.35% 10/09/2024	EG	EGP	867,000	55,432	0.03
Ecuador 0.00% 31/07/2030 Reg S	EC	USD	106,094	49,068	0.02
				9,582,024	**4.79**
개방형 펀드					
Fidelity ILF - The US Dollar Fund - A-ACC-USD	IE	USD	111	2,018,743	1.01
				2,018,743	**1.01**
커뮤니케이션 서비스					
Bharti Airtel Int'l 5.35% 20/05/2024 Reg S	NL	USD	2,890,000	3,143,381	1.57
Turkcell Iletisim Hizmetleri 5.80% 11/04/2028 Reg S	TR	USD	2,000,000	1,939,040	0.97
Axiata SPV5 3.064% 19/08/2050 EMTN	MY	USD	1,775,000	1,704,897	0.85
Turk Telekomunikasyon 6.875% 28/02/2025 Reg S	TR	USD	500,000	510,105	0.25
Globe Telecom 2.50% 23/07/2030 Reg S	PH	USD	475,000	461,769	0.23
Globe Telecom 3.00% 23/07/2035 Reg S	PH	USD	475,000	451,324	0.23
SoftBank Group 6.25% 15/04/2028	JP	USD	400,000	434,688	0.22
SoftBank Group 5.125% 19/09/2027	JP	USD	404,000	409,101	0.20
Bharti Airtel 1.50% 17/02/2025 Reg S	IN	USD	200,000	221,295	0.11
SoftBank Group 6.125% 20/04/2025	JP	USD	203,000	217,210	0.11
PLDT 3.45% 23/06/2050 Reg S	PH	USD	200,000	206,500	0.10
PLDT 2.50% 23/01/2031 Reg S	PH	USD	200,000	205,471	0.10
Dr Peng Holding HongKong 7.55% 01/12/2021	HK	USD	122,000	84,485	0.04
				9,989,266	**4.99**

증권 자격 취득 또는 기타 통제 된 시장 에서 죽음을 맞게

	국가 코드	CCY	주식 또는 명목	시가(USD)	% 순자산
에너지					
Tengizchevroil Finance 2.625% 15/08/2025 Reg S	BM	USD	2,350,000	2,362,044	1.18
Tengizchevroil Finance 3.25% 15/08/2030 Reg S	BM	USD	600,000	608,388	0.30
YPF 8.75% 04/04/2024 Reg S	AR	USD	900,000	595,710	0.30
Transportadora 5.55% 01/11/2028 Reg S	CO	USD	400,000	460,804	0.23
Oil and Gas Holding 7.50% 25/10/2027 Reg S	BH	USD	350,000	370,186	0.19
Geopark 5.50% 17/01/2027 Reg S	BM	USD	400,000	353,004	0.18
YPF 6.95% 21/07/2027 Reg S	AR	USD	600,000	320,250	0.16
Vivo Energy 5.125% 24/09/2027 Reg S	NL	USD	250,000	260,916	0.13
Petroleos Mexicanos 5.35% 12/02/2028	MX	USD	300,000	256,632	0.13
Petroleos Mexicanos 6.875% 04/08/2026	MX	USD	250,000	240,600	0.12
Petroleos Mexicanos 6.84% 23/01/2030	MX	USD	225,000	201,150	0.10
Petroleos Mexicanos 6.49% 23/01/2027	MX	USD	100,000	93,012	0.05
YPF 8.50% 23/03/2025 Reg S	AR	USD	138,000	89,010	0.04
				6,211,706	**3.10**
유틸리티					
Empresas Publicas 4.375% 15/02/2031 Reg S	CO	USD	775,000	793,414	0.40
AES Gener 7.125% VRN 26/03/2079 Reg S	CL	USD	700,000	726,701	0.36
Infraestr. Energetica Nova 4.75% 15/01/2051 Reg S	MX	USD	750,000	707,625	0.35
Infraestructura Energetica 3.75% 14/01/2028 Reg S	MX	USD	400,000	398,924	0.20
Consorcio 4.70% 16/04/2034 Reg S	PE	USD	225,000	268,262	0.13
Energuate Trust 5.875% 03/05/2027 Reg S	KY	USD	250,000	257,878	0.13
Empresa Distribuidora 9.75% 25/10/2022 Reg S	AR	USD	325,000	243,750	0.12
Kallpa Generacion 4.875% 24/05/2026 Reg S	PE	USD	200,000	216,214	0.11
Generacion Mediterranea 9.625% 27/07/2023 Reg S	AR	USD	200,000	102,366	0.05
				3,715,134	**1.86**
소재					
Suzano Austria 5.75% 14/07/2026 Reg S	AT	USD	1,500,000	1,718,640	0.86
Methanex 5.25% 15/12/2029	CA	USD	1,569,000	1,585,490	0.79
Alpek 4.25% 18/09/2029 Reg S	MX	USD	1,475,000	1,510,806	0.76
Minera Mexico 4.50% 26/01/2050 Reg S	MX	USD	1,050,000	1,139,355	0.57
St Marys Cement Canada 5.75% 28/01/2027 Reg S	CA	USD	1,000,000	1,123,750	0.56
Syngenta Finance 5.182% 24/04/2028 Reg S	NL	USD	1,000,000	1,094,671	0.55
Braskem America 7.125% 22/07/2041 Reg S	US	USD	850,000	910,563	0.46
Braskem Finance 6.45% 03/02/2024	KY	USD	500,000	534,255	0.27
First Quantum Minerals 7.25% 01/04/2023 144A	CA	USD	405,000	407,643	0.20
Syngenta Finance 4.892% 24/04/2025 144A	NL	USD	375,000	406,766	0.20
Braskem Netherland 4.50% 31/01/2030 Reg S	NL	USD	400,000	369,920	0.18
First Quantum Minerals 6.875% 01/03/2026 144A	CA	USD	300,000	298,313	0.15
First Quantum Minerals 7.25% 01/04/2023 Reg S	CA	USD	291,000	292,899	0.15
Newcastle 4.40% 29/09/2027 Reg S	AU	USD	250,000	245,068	0.12
First Quantuam Minerals 6.875% 15/10/2027 144A	CA	USD	207,000	207,000	0.10
First Quantum Minerals 6.875% 01/03/2026 Reg S	CA	USD	200,000	198,875	0.10
				12,044,014	**6.02**
산업재					
Elementia 5.50% 15/01/2025 Reg S	MX	USD	850,000	852,975	0.43
Adani Ports&Special Econ. 4.375% 03/07/2029 Reg S	IN	USD	600,000	607,136	0.30
Avolon Holdings Funding 4.375% 01/05/2026 144A	KY	USD	350,000	340,348	0.17
Prumo Investimentos 7.50% 31/12/2031 Reg S	BR	USD	268,162	286,598	0.14
DAE Funding 4.50% 01/08/2022 144A	US	USD	192,000	193,939	0.10
				2,280,996	**1.14**
정보 기술					
PLT VII Finance 4.625% 05/01/2026 Reg S	LU	EUR	228,000	266,960	0.13
IHS Netherlands 7.125% 18/03/2025 Reg S	NL	USD	250,000	253,750	0.13
IHS Netherlands 8.00% 18/09/2027 Reg S	NL	USD	200,000	204,500	0.10
				725,210	**0.36**
소비재					
El Puerto de Liverpool 3.875% 06/10/2026 Reg S	MX	USD	1,600,000	1,660,816	0.83
Cable Onda 4.50% 30/01/2030 Reg S	PA	USD	1,525,000	1,618,292	0.81
Nissan Motor 4.81% 17/09/2030 Reg S	JP	USD	1,500,000	1,511,165	0.76
Nissan Motor 4.345% 17/09/2027 Reg S	JP	USD	1,125,000	1,130,128	0.56
Wynn Macau 5.125% 15/12/2029 Reg S	KY	USD	600,000	556,380	0.28

현재 투자종목 명세서서 2020년 10월 31일

	국가 코드	CCY	주식 또는 명목	시가(USD)	% 순자산
VTR Finance 6.375% 15/07/2028 Reg S	NL	USD	500,000	534,375	0.27
GEMS Education Delaware 7.125% 31/07/2026 Reg S	SU	USD	425,000	421,281	0.21
Sands China 4.375% 18/06/2030 Reg S	KY	USD	325,000	334,107	0.17
El Puerto de Liverpool 3.95% 02/10/2024 Reg S	MX	USD	200,000	208,377	0.10
				7,974,921	3.99
소비재					
Walnut Bidco 9.125% 01/08/2024 Reg S	GB	USD	500,000	513,463	0.26
				513,463	0.26
건강					
Teva Pharmaceutical Fin. 7.125% 31/01/2025	NL	USD	2,731,000	2,840,240	1.42
Takeda Pharmaceutical 3.175% 09/07/2050	JP	USD	675,000	687,893	0.34
Teva Pharmaceutical Fin. 6.75% 01/03/2028	NL	USD	475,000	499,795	0.25
Takeda Pharmaceutical 3.375% 09/07/2060	JP	USD	400,000	418,149	0.21
				4,446,077	2.22
금융					
Hyundai Capital America 6.375% 08/04/2030 Reg S	US	USD	2,800,000	3,583,534	1.79
Comercio 2.375% 14/09/2025 Reg S	PA	USD	1,625,000	1,665,024	0.83
Banco de Bogota 6.25% 12/05/2026 Reg S	CO	USD	1,500,000	1,648,140	0.82
Global Bank 5.25% VRN 16/04/2029 Reg S	PA	USD	1,000,000	1,065,375	0.53
Westpac Banking 5.00% VRN (Perpetual)	AU	USD	1,000,000	1,013,472	0.51
Banco Nacional de Panama 2.50% 11/08/2030 Reg S	PA	USD	950,000	945,051	0.47
Yapi ve Kredi Bank 13.875% VRN (Perpetual) Reg S	TR	USD	700,000	742,000	0.37
Global Aircraft Leasing 6.50% 15/09/2024 144A	KY	USD	647,656	435,549	0.22
Itau Unibanco Holding 4.625% VRN (Perpetual) Reg S	BR	USD	450,000	389,705	0.19
Global Aircraft Leasing 6.50% 15/09/2024 Reg S	KY	USD	525,000	353,063	0.18
Citigroup 0.00% 21/12/2020 EMTN	PK	PKR	54,800,000	339,092	0.17
Alpha Holding 9.00% 10/02/2025 Reg S	MX	USD	425,000	318,856	0.16
Unifin Financiera 8.375% 27/01/2028 Reg S	MX	USD	300,000	240,600	0.12
Sura Asset Management 4.375% 11/04/2027 Reg S	CO	USD	200,000	223,612	0.11
				12,963,073	6.48
부동산					
PLA Administradora 4.962% 18/07/2029 Reg S	MX	USD	525,000	556,500	0.28
China Evergrande Group 8.90% 24/05/2021	KY	USD	200,000	191,438	0.10
				747,938	0.37
정부					
Ukraine 16.75% 16/06/2021	UA	UAH	9,900,000	362,938	0.18
Ukraine 16.75% 02/06/2021	UA	UAH	5,250,000	191,377	0.10
Ghana 24.75% 19/07/2021	GH	GHS	825,000	148,756	0.07
Ukraine 15.84% 26/02/2025	UA	UAH	3,400,000	134,223	0.07
Surinam 9.25% 26/10/2026 Reg S	SR	USD	200,000	107,000	0.05
				944,294	0.47
커뮤니케이션 서비스					
Empresa Nacl De Tele Co 4.875% 30/10/2024 Reg S	CL	USD	780,000	837,937	0.42
Kenbourne Invest 6.875% 26/11/2024 Reg S	LU	USD	800,000	837,000	0.42
Millicom Int'l Cellular 5.125% 15/01/2028 Reg S	LU	USD	750,000	787,875	0.39
Millicom Intl. Cellular 4.50% 27/04/2031 Reg S	LU	USD	200,000	203,650	0.10
				2,666,462	1.33
목록에 없음					
에너지					
Nostrum O&G 8.00% 25/07/2022 Reg S (Defaulted)	NL	USD	400,000	106,000	0.05
Nostrum Oil & Gas Finance 7.00% 16/02/2025 Reg S	NL	USD	200,000	51,000	0.03
				157,000	0.08
산업재					
Blue Skyview 15.758% VRN (Perpetual) (Defaulted)	VG	USD	200,000	50,364	0.03
Jain Int'l Trading 7.125% 01/02/2022 (Defaulted)	NL	USD	200,000	39,000	0.02
ITNL Offshore 7.50% 18/01/2021 (Defaulted)	SG	CNY	2,000,000	37,350	0.02
				126,714	0.06
소비재					
Top Wise Excellence 6.00% 16/03/2020 (Defaulted)	VG	USD	200,000	21,700	0.01
				21,700	0.01
금융					
Stoneway Cap. 10.00% 01/03/2027 Reg S (Defaulted)	CA	USD	1,261,956	444,839	0.22
Tianjin State-OCI. & Management. 1.60% 17/12/2039*	CN	USD	202,000	41,410	0.02
Yihua Overseas Invest. 8.50% 23/10/2020 (Defaulted)	VG	USD	200,000	16,000	0.01
				502,249	0.25
부동산					
JGC Ventures 10.75% 30/08/2021 (Defaulted)	SG	USD	200,000	82,000	0.04
				82,000	0.04
정부					
Ghana 19.50% 09/11/2020	GH	GHS	600,000	104,025	0.05
Lebanon 6.375% 09/03/2020 GMTN (Defaulted)	LB	USD	175,000	30,356	0.02
Lebanon 6.15% 19/06/2020 GMTN (Defaulted)	LB	USD	140,000	23,694	0.01
Lebanon 6.65% 26/02/2030 GMTN (Defaulted)	LB	USD	75,000	11,063	0.01
Lebanon 6.65% 03/11/2028 GMTN (Defaulted)	LB	USD	65,000	9,627	0.00
				178,765	0.09
단주				(12)	(0.00)
총 투자 (비용 USD 192,825,709)				189,361,991	94.65

신용 디폴트 스왑 (Credit Default Swap)

	CCY	기본 노출	미실현 이익 / (손실) USD	% 순자산
매수 보호 브라질 4.25% 20/12/2025	USD	4,000,000	227,373	0.11
매수 보호 CDX EM CDSI S33 5 년 20/06/202	USD	2,700,000	85,399	0.04
매도 보호 터키 11.875% 20/12/2025	USD	1,900,000	(374,578)	(0.19)
			(61,806)	(0.03)

선물환 계약

	기본 노출 USD	미실현 이익 / (손실) USD	% 순자산
구입 MXN 판매 USD 에 22.65785 12/11/2020	801,003	52,021	0.03
구입 CLP 판매 USD 에 803.88000 12/11/2020	1,196,176	47,137	0.02
구입 USD 판매 BRL 에 0.18349 12/11/2020	788,112	41,613	0.02
구입 USD 판매 HUF 에 0.00342 12/11/2020	527,443	41,044	0.02
구입 USD 판매 EUR 에 1.18657 12/11/2020	2,222,191	40,598	0.02
구입 USD 판매 COP 에 0.00026 12/11/2020	2,152,713	39,644	0.02
구입 KRW 판매 USD 에 1185.38000 12/11/2020	791,599	35,026	0.02
구입 USD 판매 HUF 에 0.00324 12/11/2020	1,769,526	34,200	0.02
구입 USD 판매 TRY 에 0.13219 12/11/2020	259,493	29,209	0.01
구입 MXN 판매 USD 에 22.58640 12/11/2020	469,398	28,909	0.01
구입 CLP 판매 USD 에 795.35500 12/11/2020	980,522	27,831	0.01
구입 KRW 판매 USD 에 1181.56000 12/11/2020	596,033	24,367	0.01
구입 KRW 판매 USD 에 1188.55001 12/11/2020	484,507	22,791	0.01
구입 MXN 판매 USD 에 22.37407 12/11/2020	321,980	16,616	0.01
구입 IDR 판매 USD 에 15169.99991 12/11/2020	439,612	14,588	0.01
구입 KRW 판매 USD 에 1160.59999 12/11/2020	624,202	13,993	0.01
구입 USD 판매 PLN 에 0.26296 12/11/2020	335,690	13,781	0.01
구입 THB 판매 USD 에 31.52200 12/11/2020	1,203,889	13,614	0.01
구입 IDR 판매 USD 에 14810.99998 12/11/2020	1,503,632	13,131	0.01
구입 USD 판매 PEN 에 0.28079 12/11/2020	881,854	13,018	0.01
구입 USD 판매 PLN 에 0.26231 12/11/2020	335,437	12,915	0.01
구입 USD 판매 PLN 에 0.25723 12/11/2020	663,297	12,187	0.01
구입 KRW 판매 USD 에 1162.23001 12/11/2020	496,235	11,837	0.01
구입 USD 판매 HUF 에 0.00329 12/11/2020	300,308	10,295	0.01
구입 USD 판매 INR 에 0.01357 12/11/2020	954,763	8,305	0.00
구입 MYR 판매 USD 에 4.18990 12/11/2020	1,110,528	8,248	0.00
구입 USD 판매 RUB 에 0.01281 12/11/2020	457,056	8,190	0.00
구입 PHP 판매 USD 에 49.35200 12/11/2020	431,249	8,075	0.00
구입 INR 판매 USD 에 74.82000 12/11/2020	1,060,225	7,178	0.00
구입 ZAR 판매 USD 에 16.63130 12/11/2020	309,417	7,149	0.00
구입 TWD 판매 USD 에 28.58550 12/11/2020	2,986,164	6,716	0.00
구입 CLP 판매 USD 에 785.48000 12/11/2020	347,987	5,434	0.00
구입 CLP 판매 USD 에 778.27000 12/11/2020	719,862	4,530	0.00
구입 USD 판매 MXN 에 0.04761 12/11/2020	299,350	3,893	0.00
구입 USD 판매 INR 에 0.01355 12/11/2020	543,470	3,826	0.00
구입 USD 판매 ILS 에 0.29443 12/11/2020	786,993	2,950	0.00
구입 USD 판매 INR 에 0.01352 12/11/2020	487,521	2,372	0.00
구입 USD 판매 CLP 에 0.00130 12/11/2020	691,416	1,625	0.00
구입 USD 판매 PEN 에 0.27718 12/11/2020	918,103	1,566	0.00
구입 USD 판매 RUB 에 0.01261 12/11/2020	391,581	742	0.00
구입 PHP 판매 USD 에 48.48500 12/11/2020	735,568	609	0.00
구입 USD 판매 THB 에 0.03216 12/11/2020	183,063	427	0.00
구입 USD 판매 INR 에 0.01346 12/11/2020	535,074	287	0.00
구입 IDR 판매 USD 에 14684.99987 12/11/2020	454,124	69	0.00
구입 HKD 판매 USD 에 7.75139 12/11/2020	259,824	(113)	(0.00)
구입 HKD 판매 USD 에 7.75145 12/11/2020	560,669	(239)	(0.00)
구입 ILS 판매 USD 에 3.40553 12/11/2020	392,303	(420)	(0.00)
구입 USD 판매 CLP 에 0.00129 12/11/2020	1,095,552	(845)	(0.00)

현재 투자종목 명세서 2020년 10월 31일

	기본 노출 USD	미실현 이익 / (손실) USD	% 순자산
구입 HKD 판매 USD 에 7.75140 12/11/2020	2,679,903	(1,159)	(0.00)
구입 USD 판매 PHP 에 0.02059 12/11/2020	471,587	(1,166)	(0.00)
구입 MXN 판매 USD 에 21.21870 12/11/2020	455,023	(1,227)	(0.00)
구입 USD 판매 ILS 에 0.29242 12/11/2020	403,616	(1,249)	(0.00)
구입 ILS 판매 USD 에 3.39595 12/11/2020	359,251	(1,394)	(0.00)
구입 USD 판매 PHP 에 0.02057 12/11/2020	520,674	(1,768)	(0.00)
구입 USD 판매 IDR 에 0.00007 12/11/2020	307,113	(1,814)	(0.00)
구입 COP 판매 USD 에 3808.49990 12/11/2020	127,849	(1,856)	(0.00)
구입 TWD 판매 USD 에 28.43350 12/11/2020	676,104	(2,083)	(0.00)
구입 ILS 판매 USD 에 3.38476 12/11/2020	392,937	(2,814)	(0.00)
구입 HUF 판매 USD 에 312.13100 12/11/2020	364,607	(3,141)	(0.00)
구입 INR 판매 USD 에 74.04800 12/11/2020	952,706	(3,447)	(0.00)
구입 USD 판매 CNY 에 0.14301 12/11/2020	84,359	(3,556)	(0.00)
구입 USD 판매 MYR 에 0.23785 12/11/2020	384,707	(4,153)	(0.00)
구입 USD 판매 ILS 에 0.28946 12/11/2020	379,270	(5,003)	(0.00)
구입 USD 판매 THB 에 0.03164 12/11/2020	369,945	(5,144)	(0.00)
구입 PEN 판매 USD 에 3.57765 12/11/2020	520,174	(5,228)	(0.00)
구입 ILS 판매 USD 에 3.37822 12/11/2020	631,693	(5,736)	(0.00)
구입 PLN 판매 USD 에 3.72271 12/11/2020	103,419	(6,173)	(0.00)
구입 USD 판매 KRW 에 0.00088 12/11/2020	1,640,697	(6,690)	(0.00)
구입 RUB 판매 USD 에 78.08000 12/11/2020	392,713	(6,845)	(0.00)
구입 USD 판매 TWD 에 0.03426 12/11/2020	322,039	(7,377)	(0.00)
구입 ILS 판매 USD 에 3.34850 12/11/2020	437,211	(7,782)	(0.00)
구입 MYR 판매 USD 에 4.12510 12/11/2020	1,001,673	(8,167)	(0.00)
구입 PEN 판매 USD 에 3.52350 12/11/2020	414,077	(10,366)	(0.01)
구입 RUB 판매 USD 에 76.43000 12/11/2020	314,392	(12,008)	(0.01)
구입 COP 판매 USD 에 3802.99999 12/11/2020	956,269	(15,246)	(0.01)
구입 USD 판매 KRW 에 0.00085 12/11/2020	421,861	(15,947)	(0.01)
구입 PLN 판매 USD 에 3.87200 12/11/2020	861,829	(18,941)	(0.01)
구입 RUB 판매 USD 에 73.55030 12/11/2020	267,939	(19,943)	(0.01)
구입 USD 판매 MXN 에 0.04546 12/11/2020	627,559	(20,584)	(0.01)
구입 PLN 판매 USD 에 3.76039 12/11/2020	413,787	(20,759)	(0.01)
구입 RUB 판매 USD 에 73.96000 12/11/2020	312,601	(21,656)	(0.01)
구입 COP 판매 USD 에 3713.55003 12/11/2020	554,544	(21,677)	(0.01)
구입 BRL 판매 USD 에 5.61222 12/11/2020	1,033,459	(22,612)	(0.01)
구입 INR 판매 USD 에 73.43310 12/11/2020	1,925,535	(22,898)	(0.01)
구입 TRY 판매 USD 에 7.79100 12/11/2020	309,845	(23,024)	(0.01)
구입 TRY 판매 USD 에 7.68500 12/11/2020	284,841	(24,754)	(0.01)
구입 USD 판매 TWD 에 0.03448 12/11/2020	1,552,907	(25,789)	(0.01)
구입 USD 판매 INR 에 0.01321 12/11/2020	1,519,117	(27,362)	(0.01)
구입 USD 판매 CLP 에 0.00125 12/11/2020	872,104	(28,243)	(0.01)
구입 USD 판매 ZAR 에 0.05660 12/11/2020	415,977	(33,244)	(0.02)
구입 RUB 판매 USD 에 74.07100 12/11/2020	593,161	(40,264)	(0.02)
구입 PEN 판매 USD 에 3.55600 12/11/2020	2,764,623	(44,350)	(0.02)
구입 RUB 판매 USD 에 75.01000 12/11/2020	1,076,830	(60,371)	(0.03)
구입 RUB 판매 USD 에 73.67150 12/11/2020	860,998	(62,773)	(0.03)
구입 USD 판매 KRW 에 0.00084 12/11/2020	2,279,330	(95,900)	(0.05)
구입 HUF 판매 USD 에 295.98500 12/11/2020	3,099,880	(185,679)	(0.09)
		(278,423)	**(0.14)**
A-ACC 주식 (EUR) (헤지)			
구입 USD 판매 EUR 에 1.16809 05/11/2020	33,157,968	85,010	0.04
구입 EUR 판매 USD 에 0.84758 05/11/2020	666,959	(8,327)	(0.00)
구입 EUR 판매 USD 에 0.85555 04/12/2020	32,947,281	(83,909)	(0.04)
구입 EUR 판매 USD 에 0.85402 05/11/2020	32,662,013	(162,677)	(0.08)
		(169,903)	**(0.08)**
A-HMDIST (G) 주식 (AUD) (헤지)			
구입 USD 판매 AUD 에 0.70460 05/11/2020	575,482	1,304	0.00
구입 AUD 판매 USD 에 1.39288 05/11/2020	11,559	(240)	(0.00)
구입 AUD 판매 USD 에 1.41904 04/12/2020	572,854	(1,292)	(0.00)
구입 AUD 판매 USD 에 1.40306 05/11/2020	571,966	(7,802)	(0.00)
		(8,030)	**(0.00)**
A-MDIST 주식 (EUR) (헤지)			
구입 USD 판매 EUR 에 1.16809 05/11/2020	22,442,648	57,538	0.03
구입 EUR 판매 USD 에 0.84689 05/11/2020	445,868	(5,925)	(0.00)
구입 EUR 판매 USD 에 0.85555 04/12/2020	22,420,192	(57,099)	(0.03)
구입 EUR 판매 USD 에 0.85402 05/11/2020	22,112,841	(110,136)	(0.06)
		(115,622)	**(0.06)**
E-MDIST 주식 (EUR) (헤지)			
구입 USD 판매 EUR 에 1.16809 05/11/2020	17,063,026	43,746	0.02
구입 EUR 판매 USD 에 0.85555 04/12/2020	17,213,044	(43,837)	(0.02)
구입 EUR 판매 USD 에 0.85402 05/11/2020	17,148,435	(85,410)	(0.04)
		(85,501)	**(0.04)**
Y-QDIST 주식 (EUR) (헤지)			
구입 USD 판매 EUR 에 1.16809 05/11/2020	11,294,958	28,958	0.01
구입 EUR 판매 USD 에 0.85555 04/12/2020	11,368,298	(28,952)	(0.01)
구입 EUR 판매 USD 에 0.85392 05/11/2020	11,352,860	(57,901)	(0.03)
		(57,895)	**(0.03)**

	CCY	기본 노출	미실현 이익 / (손실) USD	% 순자산
선물				
US Long Bond Future 21/12/2020	USD	(9,484,063)	228,917	0.11
US Treasury Note 10 Year Bond Future 21/12/2020	USD	(18,523,406)	120,456	0.06
US Treasury Note 5 Year Bond Future 31/12/2020	USD	(37,178,062)	97,648	0.05
US Ultra Bond Future 21/12/2020	USD	(1,505,656)	59,110	0.03
US Treasury Note 2 Year Bond Future 31/12/2020	USD	(2,208,359)	829	0.00
Euro-Bund Bond Future 08/12/2020	EUR	(176,150)	(3,030)	(0.00)
Euro-Bobl Bond Future 08/12/2020	EUR	(1,086,960)	(8,212)	(0.00)
미국 10 년 Ultra Bond Future 21/12/2020	USD	30,200,999	(408,707)	(0.20)
			87,011	**0.04**
기타 자산 및 부채			11,397,703	5.70
순자산			**200,069,525**	**100.00**

지역별 배분

국가	국가 코드	% 순자산
케이맨 제도	KY	10.47
네덜란드	NL	9.31
멕시코	MX	7.76
버진 아일랜드 (영국령)	VG	7.57
터키	TR	3.61
인도	IN	3.55
미국	US	3.47
홍콩	HK	3.43
캐나다	CA	3.23
버뮤다	BM	2.85
싱가포르	SG	2.73
파나마	PA	2.65
콜롬비아	CO	2.41
일본	JP	2.40
오스트리아	AT	2.12
아일랜드	IE	2.06
아랍 에미리트	AE	2.00
인도네시아	ID	1.97
아르헨티나	AR	1.83
룩셈부르크	LU	1.71
영국	GB	1.45
태국	TH	1.35
초 국가	SU	1.34
한국	KR	1.31
모리셔스	MU	0.94
호주	AU	0.91
말레이시아	MY	0.85
칠레	CL	0.78
브라질	BR	0.76
스페인	ES	0.66
필리핀	PH	0.66
그루지야	GE	0.61
이집트	EG	0.61
우크라이나	UA	0.56
남아프리카 공화국	ZA	0.50
에콰도르	EC	0.48
페루	PE	0.47
가나	GH	0.39
바레인	BH	0.36
도미니카 공화국	DO	0.31
케냐	KE	0.31
Angola	AO	0.30
코스타리카	CR	0.24
에티오피아	ET	0.19
Saudi Arabia	SA	0.18
파키스탄	PK	0.17
스리랑카	LK	0.17
Uzbekistan	UZ	0.14
볼리비아	BO	0.11
몽골리아	MN	0.10
나이지리아	NG	0.09
카자흐스탄	KZ	0.06
Surinam	SR	0.05
레바논	LB	0.04
중국	CN	0.02
현금 및 기타 순자산		5.40

현재 투자종목 명세서서 2020년 10월 31일

	국가 코드	CCY	주식 또는 명목	시가(USD)	% 순자산
공인된 주식 또는 공식 증권거래소에서 거래됨					
에너지					
Petroleos Mexicanos 6.50% 13/03/2027	MX	USD	44,486,126	41,276,897	1.61
Petrobras Global 6.75% 03/06/2050	NL	USD	29,149,914	32,026,136	1.25
Ecopetrol 6.875% 29/04/2030	CO	USD	21,927,670	26,393,240	1.03
Oil and Gas Holding 8.375% 07/11/2028 Reg S	BH	USD	13,656,553	15,041,887	0.59
Al Candelaria (Spain) 7.50% 15/12/2028 Reg S	ES	USD	13,540,336	14,664,320	0.57
Petroleos Mexicanos 7.69% 23/01/2050	MX	USD	17,578,682	14,614,653	0.57
Southern Gas Corridor 6.875% 24/03/2026 Reg S	AZ	USD	12,332,853	14,089,631	0.55
Thaioil Treasury Centre 3.75% 18/06/2050 Reg S	TH	USD	13,704,794	12,679,812	0.49
Ecopetrol 5.875% 28/05/2045	CO	USD	9,648,175	10,475,506	0.41
Medco Oak Tree Pte 7.375% 14/05/2026 Reg S	SG	USD	10,306,005	10,019,741	0.39
Petroleos Mexicanos 6.75% 21/09/2047	MX	USD	12,237,102	9,564,580	0.37
Kosmos Energy 7.125% 04/04/2026 Reg S	US	USD	10,598,374	8,828,869	0.34
Petroleos Mexicanos 5.95% 28/01/2031	MX	USD	9,282,714	7,792,838	0.30
Petrobras Global 5.60% 03/01/2031	NL	USD	6,625,811	7,157,367	0.28
Petroleos Mexicanos 6.50% 23/01/2029	MX	USD	7,309,223	6,538,027	0.25
Petroleos Mexicanos 6.95% 28/01/2060	MX	USD	8,332,515	6,526,650	0.25
Petroleos Mexicanos 6.35% 12/02/2048	MX	USD	7,309,223	5,600,692	0.22
KazMunayGas 6.375% 24/10/2048 Reg S	KZ	USD	3,289,151	4,387,243	0.17
Petrobras Global Finance 6.85% 05/06/2115	NL	USD	3,654,612	3,937,844	0.15
Peru LNG Srl 5.375% 22/03/2030 Reg S	PE	USD	5,074,794	3,900,284	0.15
Ecopetrol 4.125% 16/01/2025	CO	USD	3,618,066	3,785,401	0.15
Petronas Capital 4.80% 21/04/2060 Reg S	MY	USD	2,667,867	3,656,551	0.14
Anton Oilfield Services Group 7.50% 02/12/2022	KY	USD	5,481,918	3,237,084	0.13
Petroleos Mexicanos 2.75% 21/04/2027 EMTN	MX	EUR	2,941,962	2,795,537	0.11
Puma Int'l Fin. 5.125% 06/10/2024 Reg S	LU	USD	2,951,464	2,509,483	0.10
Ecopetrol 5.375% 26/06/2026	CO	USD	2,156,221	2,377,255	0.09
Medco Bell Pte 6.375% 30/01/2027 Reg S	SG	USD	2,631,320	2,330,034	0.09
Ecopetrol 7.375% 18/09/2043	CO	USD	1,717,668	2,154,831	0.08
Petroleos Mexicanos 4.875% 18/01/2024	MX	USD	2,145,257	2,108,251	0.08
Tupras Turkiye Petrol 4.50% 18/10/2024 Reg S	TR	USD	2,192,767	2,014,241	0.08
HPCL-Mittal Energy 5.25% 28/04/2027	IN	USD	1,699,394	1,732,425	0.07
Pertamina Persero 4.70% 30/07/2049 Reg S	ID	USD	1,407,026	1,527,094	0.06
Petronas Capital 4.55% 21/04/2050 Reg S	MY	USD	1,005,018	1,264,405	0.05
Puma Int'l Fin. 5.00% 24/01/2026 Reg S	LU	USD	1,352,206	1,120,453	0.04
Mongolian Mining 9.25% 15/04/2024 Reg S	SU	USD	1,096,384	893,357	0.03
ONGC Vidsh Vnk 3.75% 27/07/2026 Reg S	SG	USD	365,461	383,133	0.01
ABM Investama 7.125% 01/08/2022 Reg S	ID	USD	365,461	238,459	0.01
Pertamina Persero 4.30% 20/05/2023 Reg S	ID	USD	182,731	196,168	0.01
				289,840,379	**11.30**
유틸리티					
Eskom Holdings 7.125% 11/02/2025 Reg S	ZA	USD	18,419,243	17,301,121	0.67
Eskom Holdings 8.45% 10/08/2028 Reg S	ZA	USD	17,615,228	16,847,557	0.66
Star Energy Geothermal 4.85% 14/10/2038 Reg S	BM	USD	5,975,290	6,149,075	0.24
Mong Duong Fin. Holdings 5.125% 07/05/2029 Reg S	NL	USD	5,555,010	5,668,550	0.22
ReNew Power Synthetic 6.67% 12/03/2024 Reg S	IN	USD	3,800,796	3,985,720	0.16
Neerg Energy 6.00% 13/02/2022 Reg S	MU	USD	3,764,250	3,830,019	0.15
Light Serv. de Eletricidade 7.25% 03/05/2023 Reg S	BR	USD	3,593,214	3,759,885	0.15
Perusahaan Listrik Negara 4.875% 17/07/2049 Reg S	ID	USD	2,814,051	3,114,578	0.12
GCL New Energy Holdings 7.10% 30/01/2021	BM	USD	3,289,151	1,595,238	0.06
Greenko Investment 4.875% 16/08/2023 Reg S	MU	USD	1,454,535	1,463,691	0.06
OmGrid Funding 5.196% 16/05/2027 Reg S	KY	USD	1,279,114	1,185,267	0.05
China Oil & Gas Group 5.50% 25/01/2023	BM	USD	804,015	825,058	0.03
NTPC 4.375% 26/11/2024 EMTN	IN	USD	365,461	390,988	0.02
				66,116,747	**2.58**
소재					
Indonesia 5.80% 15/05/2050 Reg S	ID	USD	19,734,903	23,030,762	0.90
Indonesia 5.45% 15/05/2030 Reg S	ID	USD	19,734,903	22,514,189	0.88
Meglobal Canada 5.875% 18/05/2030 Reg S	CA	USD	6,304,205	7,526,502	0.29
Suzano Austria 6.00% 15/01/2029	AT	USD	3,197,785	3,715,858	0.14
Vedanta Resources 6.125% 09/08/2024 Reg S	GB	USD	6,212,840	3,636,240	0.14
ABJA Investment 5.45% 24/01/2028	SG	USD	3,654,612	3,537,965	0.14
Suzano Austria 3.75% 15/01/2031	AT	USD	2,960,235	3,045,342	0.12
Tianqi Fin 3.75% 28/11/2022	VG	USD	4,476,899	1,865,467	0.07
Braskem Netherlands Fin. 4.50% 10/01/2028 Reg S	NL	USD	1,268,150	1,222,839	0.05
Petkim Petrokimya Holding 5.875% 26/01/2023 Reg S	TR	USD	146,184	143,981	0.01
Mongolian Mining 0.386% (Perpetual)	KY	USD	164,953	70,142	0.00
Mongolian Mining	MN	HKD	113,177	6,308	0.00
				70,315,595	**2.74**
산업재					
Embraer Netherlands Fin. 6.95% 17/01/2028 Reg S	NL	USD	13,796,159	13,940,267	0.54
Mexico City Airport Trust 5.50% 31/07/2047 Reg S	MX	USD	15,714,830	13,479,396	0.53
DP World 5.625% 25/09/2048 Reg S	AE	USD	9,264,441	10,601,994	0.41
Empresa de Ferrocarriles 3.068% 18/08/2050 Reg S	CL	USD	5,792,560	5,397,941	0.21
Mexico City Airport 5.50% 31/10/2046 Reg S	MX	USD	5,481,918	4,725,446	0.18
Indika Energy Capital Pte 5.875% 09/11/2024 Reg S	SG	USD	3,800,796	3,595,931	0.14
Mexico City Airport 3.875% 30/04/2028 Reg S	MX	USD	3,946,981	3,530,081	0.14
GMR Int'l Airport 5.375% 10/04/2024 Reg S	IN	USD	1,900,398	1,878,814	0.07
CAR 8.875% 10/05/2022	KY	USD	1,847,041	1,595,360	0.06
Mexico City Airport 4.25% 31/10/2026 Reg S	MX	USD	730,922	689,596	0.03
Soechi Capital Pte 8.375% 31/01/2023 Reg S	SG	USD	730,922	447,662	0.02
GMR Int'l Airport 4.25% 27/10/2027 Reg S	IN	USD	292,369	264,629	0.01
				60,147,117	**2.34**
정보 기술					
HTA Group 7.00% 18/12/2025	MU	USD	3,490,154	3,664,034	0.14
Tsinghua Unic 4.75% 31/01/2021	VG	USD	4,166,257	2,682,025	0.10
Tsinghua Unic 6.50% 31/01/2028	VG	USD	1,461,845	547,524	0.02
				6,893,583	**0.27**
소비재					
Studio City Finance 6.50% 15/01/2028 Reg S	VG	USD	10,031,909	10,003,820	0.39
Prosus 4.027% 03/08/2050 Reg S	NL	USD	7,217,858	7,402,638	0.29
Studio City Finance 6.00% 15/07/2025 Reg S	VG	USD	4,915,453	4,946,174	0.19
Melco Resorts Finance 5.375% 04/12/2029 Reg S	KY	USD	5,043,364	4,865,213	0.19
Prosus 2.031% 03/08/2032 Reg S	NL	EUR	2,631,320	3,107,938	0.12
Future Retail 5.60% 22/01/2025 Reg S	IN	USD	2,923,689	2,017,346	0.08
Baoxin Auto Finance I 9.109% VRN (Perpetual)	VG	USD	730,922	526,262	0.02
				32,869,391	**1.28**
소비재					
MHP Lux 6.95% 03/04/2026 Reg S	LU	USD	7,309,223	7,364,920	0.29
MHP Lux 6.25% 19/09/2029 Reg S	LU	USD	7,309,223	7,020,509	0.27
SSMS Plantation Holdings 7.75% 23/01/2023	SG	USD	1,217,717	721,479	0.03
				15,106,908	**0.59**
건강					
Yestar International Holdings 6.90% 15/09/2021	KY	USD	1,931,828	758,365	0.03
				758,365	**0.03**
금융					
Grupo Aval 4.375% 04/02/2030 Reg S	KY	USD	16,080,292	15,678,284	0.61
Power Finance 6.15% 06/12/2028 Reg S	IN	USD	13,522,063	15,354,025	0.60
Fortune Star 6.85% 02/07/2024	VG	USD	13,430,698	14,075,990	0.55
Banque Centrale de Tunisie 5.75% 30/01/2025 Reg S	TN	USD	13,576,882	11,513,987	0.45
Banorte 8.375% VRN (Perpetual) Reg S	MX	USD	10,068,455	10,700,352	0.42
MDGH 3.95% 21/05/2050 GMTN	NL	USD	9,026,891	10,399,980	0.41
JSC Georgia Capital 6.125% 09/03/2024 Reg S	GE	USD	10,525,282	10,314,776	0.40
Banco Mercantil 7.50% VRN (Perpetual) Reg S	MX	USD	9,830,905	9,813,603	0.38
Turkiye Is Bankasi 7.75% VRN 22/01/2030	TR	USD	9,750,504	8,956,033	0.35
Emirates 6.125% VRN (Perpetual)	AE	USD	8,168,057	8,525,532	0.33
GTLK Europe 4.80% 26/02/2028 Reg S	IE	USD	8,551,791	8,399,997	0.33
Mexarrend SAPI 10.25% 24/07/2024 Reg S	MX	USD	10,963,835	8,346,329	0.33
Akbank T.A.S. 7.20% VRN 16/03/2027 Reg S	TR	USD	7,309,223	6,695,833	0.26
TBC Bank 10.775% VRN (Perpetual) Reg S	GE	USD	6,395,570	6,443,537	0.25
TBC Bank 5.75% 19/06/2024 Reg S	GE	USD	6,176,294	6,261,218	0.24
Alfa Bond Issuance 8.00% VRN (Perpetual)	IE	USD	5,481,918	5,591,282	0.22
Mongolian Mortgage 9.75% 29/01/2022 Reg S	MN	USD	5,591,556	5,564,112	0.22
Uzbek Industrial Bank 5.75% 02/12/2024	UZ	USD	5,390,552	5,545,531	0.22
Credivalores-Crediservicios 8.875% 07/02/2025 Reg S	CO	USD	7,309,223	5,280,914	0.21
Sovcombank 7.75% VRN (Perpetual) Reg S	IE	USD	5,481,918	5,262,641	0.21
Eximbank Turkey 8.25% 24/01/2024 Reg S	TR	USD	4,769,268	4,842,238	0.19
Unifin Financiera 7.00% 15/01/2025 Reg S	MX	USD	5,847,379	4,696,176	0.18
Shriram Transport Finance 5.95% 24/10/2022 Reg S	IN	USD	4,147,984	4,046,785	0.16
TMB Bank 4.90% VRN (Perpetual) EMTN	TH	USD	3,654,612	3,462,745	0.13
Operadora de Servicios 8.25% 11/02/2025 Reg S	MX	USD	3,015,055	2,795,182	0.11
Kuwait Projects 4.50% 23/02/2027 EMTN	AE	USD	2,704,413	2,701,641	0.11
Dev. Bank of Mongolia 7.25% 23/10/2023 Reg S	MN	USD	2,558,228	2,675,984	0.10
Tinkoff Bank 9.25% VRN (Perpetual)	IE	USD	2,448,590	2,556,328	0.10
Vedanta Resources Fin. II 9.25% 23/04/2026 Reg S	GB	USD	3,654,612	2,295,096	0.09
Chong HING Bank 5.70% VRN (Perpetual) EMTN	HK	USD	2,265,859	2,258,848	0.09
Banorte 7.625% VRN (Perpetual) Reg S	MX	USD	1,461,845	1,461,845	0.06
Tuspark Forward 6.95% 18/06/2022	VG	USD	2,850,597	1,275,600	0.05
Credito Real SAB 9.50% 07/02/2026 Reg S	MX	USD	566,465	553,295	0.02
Bank of East Asia 5.875% VRN (Perpetual)	HK	USD	456,826	464,181	0.02
Pearl Holding III 9.50% 11/12/2022 Reg S	KY	USD	950,199	232,799	0.01
Dev. Bank of Kazakhstan 8.95% 04/05/2023 Reg S	KZ	KZT	85,883,375	194,320	0.01
				215,237,019	**8.39**
부동산					
China South City Holdings 11.50% 12/02/2022	HK	USD	8,661,430	8,580,023	0.33
Globalworth 2.95% 29/07/2026 EMTN	GB	EUR	5,993,563	6,953,054	0.27
Yuzhou Properties 7.375% 13/01/2026	KY	USD	6,980,308	6,736,872	0.26
Ronshine China Holdings 11.25% 22/08/2021	KY	USD	5,494,343	5,700,393	0.22
China Evergrande Group 12.00% 22/01/2024	KY	USD	6,377,297	5,388,396	0.21
Seazen Group 6.45% 11/06/2022	KY	USD	4,899,372	4,994,078	0.19
China Evergrande Group 11.50% 22/01/2023	KY	USD	5,709,965	4,781,781	0.19
Yango Justice International 10.25% 18/03/2022	HK	USD	3,983,527	4,187,671	0.16

* 이사회 결정으로 가격이 책정된 유가증권.
별첨 재무제표에 대한 주석은 본 재무제표의 중요한 일부입니다. 투자종목 명세서 및 지역별 배분의 순자산 비율은 반올림되었습니다.

현재 투자종목 명세서서 2020년 10월 31일

	국가 코드	CCY	주식 또는 명목	시가(USD)	% 순자산
Properties 9.875% 02/05/2021	KY	USD	3,910,435	3,939,763	0.15
Wanda Group Overseas 7.50% 24/07/2022	HK	USD	3,654,612	3,480,839	0.14
Theta Capital 6.75% 31/10/2026	SG	USD	3,892,161	3,220,934	0.13
KWG Group Holdings 7.40% 13/01/2027	KY	USD	3,161,239	3,173,406	0.12
Easy Tactic 8.125% 11/07/2024	VG	USD	3,691,158	3,104,815	0.12
Kaisa Group Holdings 11.50% 30/01/2023	KY	USD	2,740,228	2,774,287	0.11
KWG Group Holdings 7.875% 01/09/2023	KY	USD	2,284,132	2,401,162	0.09
Easy Tactic 9.125% 28/07/2022	VG	USD	2,503,409	2,371,927	0.09
Redco Properties Group 8.50% 19/08/2021	KY	USD	2,119,675	2,114,380	0.08
China Evergrande Group 8.25% 23/03/2022	KY	USD	2,448,590	2,062,919	0.08
Redsun Properties Group 9.70% 16/04/2023	KY	USD	1,936,944	1,992,683	0.08
Kaisa Group Holdings 11.25% 09/04/2022	KY	USD	1,809,033	1,849,737	0.07
Zhenro Properties Group 9.15% 08/03/2022	KY	USD	1,699,394	1,746,129	0.07
Redsun Properties Group 9.95% 11/04/2022	KY	USD	1,461,845	1,507,392	0.06
Fantasia Holdings Group 10.875% 09/01/2023	KY	USD	1,342,704	1,381,321	0.05
Lodha Developers International 14.00% 12/03/2023	MU	USD	1,461,845	1,359,516	0.05
Theta Capital 8.125% 22/01/2025	SG	USD	1,279,114	1,157,598	0.05
Fantasia Holdings Group 12.25% 18/10/2022	KY	USD	1,096,384	1,153,906	0.04
Fantasia Holdings Group 15.00% 18/12/2021	KY	USD	1,059,837	1,139,305	0.04
China Aoyuan Group 7.95% 19/02/2023	KY	USD	885,878	933,425	0.04
Ronshine China Holdings 10.50% 01/03/2022	KY	USD	804,015	842,199	0.03
Yuzhou Properties 8.50% 04/02/2023	KY	USD	703,147	740,041	0.03
Jinke Properties Group 8.375% 20/06/2021	CN	USD	621,284	632,929	0.02
KWG Group Holdings 7.875% 09/08/2021	KY	USD	292,369	299,533	0.01
Jingrui Holdings 9.45% 23/04/2021	KY	USD	292,369	287,252	0.01
Trust Fibra Uno 5.25% 30/01/2026 Reg S	MX	USD	182,731	198,126	0.01
China South City Holdingss 10.875% 26/06/2022	HK	USD	146,184	143,075	0.01
Kaisa Group Holdings 8.50% 30/06/2022	KY	USD	146,184	142,895	0.01
				93,473,762	**3.64**

정부

	국가 코드	CCY	주식 또는 명목	시가(USD)	% 순자산
Romania 3.624% 26/05/2030 Reg S	RO	EUR	37,203,947	49,820,554	1.94
Ecuador 0.50% 31/07/2035 Reg S	EC	USD	69,054,254	37,979,840	1.48
Turkey 6.375% 14/10/2025	TR	USD	38,373,423	37,563,744	1.46
Ethiopia Int'l Bond 6.625% 11/12/2024 Reg S	ET	USD	35,362,023	35,719,179	1.39
Russia 5.10% 28/03/2035 Reg S	RU	USD	28,652,156	34,904,629	1.36
Bolivia 4.50% 20/03/2028 Reg S	BO	USD	34,298,531	29,925,811	1.17
Qatar 4.40% 16/04/2050 Reg S	QA	USD	23,225,057	29,655,240	1.16
Ukraine 8.994% 01/02/2024 Reg S	UA	USD	27,007,581	28,862,137	1.12
Iraq 5.80% 15/01/2028 Reg S	IQ	USD	32,960,029	28,510,425	1.11
Egypt 8.875% 29/05/2050 Reg S	EG	USD	22,421,043	22,732,337	0.89
Argentina 0.125% 09/07/2035	AR	USD	69,469,795	22,542,949	0.88
Dominican Republic Bond 6.00% 19/07/2028 Reg S	DO	USD	19,515,627	21,536,860	0.84
Nigeria 8.747% 21/01/2031 Reg S	NG	USD	19,789,722	20,617,329	0.80
Oman 6.75% 17/01/2048 Reg S	OM	USD	23,754,976	19,523,645	0.76
Ecuador 0.50% 31/07/2030 Reg S	EC	USD	28,317,661	18,831,244	0.73
Zambia 8.97% 30/07/2027 Reg S	ZM	USD	43,288,876	18,679,431	0.73
Dominican Republic Bond 6.50% 15/02/2048 Reg S	DO	USD	18,053,782	18,640,710	0.73
Oman 6.50% 08/03/2047 Reg S	OM	USD	20,776,468	16,880,880	0.66
Russia 5.25% 23/06/2047 Reg S	RU	USD	12,718,049	16,717,494	0.65
Angola 8.25% 09/05/2028 Reg S	AO	USD	20,652,942	16,316,567	0.64
Iraq 6.752% 09/03/2023 Reg S	IQ	USD	17,432,498	16,298,688	0.64
Ghana 8.125% 26/03/2032 Reg S	GH	USD	16,884,306	15,582,357	0.61
Oman 5.625% 17/01/2028 Reg S	OM	USD	16,884,306	15,478,198	0.60
Argentina 0.125% 09/07/2030	AR	USD	42,285,486	15,413,060	0.60
Nigeria 6.50% 28/11/2027 Reg S	NG	USD	15,349,369	14,946,448	0.58
Ecuador 0.50% 31/07/2040 Reg S	EC	USD	29,680,664	14,840,332	0.58
Pakistan 8.25% 30/09/2025 Reg S	PK	USD	13,522,063	14,225,211	0.55
Ghana 7.625% 16/05/2029 Reg S	GH	USD	14,618,447	13,604,073	0.53
Sri Lanka 7.85% 14/03/2029 Reg S	LK	USD	24,595,537	13,526,791	0.53
Kenya 7.25% 28/02/2028 Reg S	KE	USD	12,791,141	13,425,249	0.52
Nigeria 7.625% 28/11/2047 Reg S	NG	USD	14,618,447	13,391,667	0.52
Oman 6.75% 28/10/2027 Reg S	OM	USD	13,010,418	12,661,504	0.49
South Africa 4.30% 12/10/2028	ZA	USD	12,791,141	12,455,374	0.49
Oman 5.375% 08/03/2027 Reg S	OM	USD	13,467,244	12,385,771	0.48
Ukraine 7.375% 25/09/2032 Reg S	UA	USD	12,681,503	12,216,852	0.48
Sri Lanka 5.75% 18/04/2023 Reg S	LK	USD	20,813,014	12,071,269	0.47
Turkey 7.625% 26/04/2029	TR	USD	11,914,034	12,037,761	0.47
Ghana 6.375% 11/02/2027 Reg S	GH	USD	12,820,378	11,972,310	0.47
South Africa 5.875% 22/06/2030	ZA	USD	11,246,702	11,913,294	0.46
Oman 6.00% 01/08/2029 Reg S	OM	USD	12,791,141	11,723,042	0.46
Ukraine 7.75% 01/09/2023 Reg S	UA	USD	10,963,835	11,436,651	0.45
Serbia 3.125% 15/05/2027 Reg S	RS	EUR	8,369,061	10,628,054	0.41
El Salvador 8.625% 28/02/2029 Reg S	SV	USD	11,840,942	10,349,102	0.40
Kenya 8.00% 22/05/2032 Reg S	KE	USD	9,556,810	10,078,229	0.39
Angola 9.50% 12/11/2025 Reg S	AO	USD	11,658,211	10,054,834	0.39
Sri Lanka 6.85% 14/03/2024 Reg S	LK	USD	16,610,210	9,468,476	0.37
Kenya 8.25% 28/02/2048 Reg S	KE	USD	9,136,529	9,365,308	0.37
Sri Lanka 7.55% 28/03/2030 Reg S	LK	USD	16,811,214	9,231,153	0.36
Egypt 16.10% 07/05/2029	EG	EGP	132,834,172	9,110,588	0.36
Ukraine 0.00% VRN 31/05/2040	UA	USD	9,867,452	8,584,683	0.33
Nigeria 7.875% 16/02/2032 Reg S	NG	USD	8,771,068	8,544,555	0.33
Gabon 6.375% 12/12/2024 Reg S	GA	USD	8,771,068	8,394,263	0.33
Angola 8.00% 26/11/2029 Reg S	AO	USD	10,762,831	8,352,280	0.33
Honduras 5.625% 24/06/2030 Reg S	HN	USD	7,217,858	8,011,823	0.31
Azerbaijan 3.50% 01/09/2032 Reg S	AZ	USD	8,040,146	7,813,840	0.30
Ghana 7.875% 26/03/2027 Reg S	GH	USD	6,943,762	6,768,432	0.26
Belarus 5.875% 24/02/2026 Reg S	BY	USD	7,071,674	6,745,811	0.26
Oman 4.75% 15/06/2026 Reg S	OM	USD	7,309,223	6,712,908	0.26
Ghana 8.627% 16/06/2049 Reg S	GH	USD	7,309,223	6,443,080	0.25
Sri Lanka 6.85% 03/11/2025 Reg S	LK	USD	11,365,842	6,365,228	0.25
Romania 4.00% 14/02/2051 Reg S	RO	USD	6,154,366	6,289,824	0.25
Trinidad & Tobago 4.50% 30/06/2030 Reg S	TT	USD	6,011,836	6,109,529	0.24
Argentina 0.125% 09/07/2030	AR	EUR	14,747,089	6,033,142	0.24
Kenya 11.75% 08/10/2035	KE	KES	581,814,184	5,528,336	0.22
El Salvador 7.625% 01/02/2041 Reg S	SV	USD	6,815,851	5,255,089	0.20
Abu Dhabi 2.70% 02/09/2070 Reg S	AE	USD	5,335,733	4,886,785	0.19
Dominican Republic Bond 5.875% 30/01/2060 Reg S	DO	USD	4,951,999	4,753,919	0.19
Dominican Republic Bond 6.85% 27/01/2045 Reg S	DO	USD	4,385,534	4,701,292	0.18
El Salvador 9.50% 15/07/2052 Reg S	SV	USD	5,198,320	4,527,788	0.18
Indonesia 4.45% 15/04/2070	ID	USD	3,794,949	4,499,389	0.18
Ghana 10.75% 14/10/2030 Reg S	GH	USD	3,654,612	4,492,168	0.18
Dominican Republic Bond 5.50% 27/01/2025 Reg S	DO	USD	4,020,073	4,301,518	0.17
Angola 9.375% 08/05/2048 Reg S	AO	USD	5,329,155	4,103,449	0.16
Bahrain 7.375% 14/05/2030 Reg S	BH	USD	3,618,066	4,018,655	0.16
Ukraine 7.75% 01/09/2025 Reg S	UA	USD	3,654,612	3,755,552	0.15
Ukraine 7.75% 01/09/2026 Reg S	UA	USD	3,654,612	3,710,089	0.14
Ghana 8.125% 18/01/2026 Reg S	GH	USD	3,654,612	3,692,547	0.14
Nigeria 7.143% 23/02/2030 Reg S	NG	USD	3,654,612	3,540,405	0.14
South Africa 5.75% 30/09/2049	ZA	USD	3,654,612	3,306,510	0.13
Zambia 5.375% 20/09/2022 Reg S	ZM	USD	7,257,328	3,206,371	0.12
El Salvador 8.625% 28/02/2029 144A	SV	USD	3,654,612	3,194,167	0.12
Dominican Republic Bond 6.875% 29/01/2026 Reg S	DO	USD	2,704,413	3,056,013	0.12
Ghana 8.95% 26/03/2051 Reg S	GH	USD	3,362,243	3,031,533	0.12
Saudi Arabia 4.50% 22/04/2060 Reg S	SA	USD	2,412,044	2,939,775	0.11
South Africa 6.25% 08/03/2041	ZA	USD	2,923,689	2,892,464	0.11
Turkey 4.875% 16/04/2043	TR	USD	3,672,885	2,692,684	0.10
Turkey 6.625% 17/02/2045	TR	USD	2,436,164	2,101,357	0.08
Argentina 1.00% 09/07/2029	AR	USD	4,986,284	2,054,349	0.08
Sri Lanka 6.75% 18/04/2028 Reg S	LK	USD	3,654,612	1,973,694	0.08
Turkey 5.75% 11/05/2047	TR	USD	2,436,164	1,895,579	0.07
Argentina 0.125% 09/07/2041	AR	USD	5,481,918	1,844,665	0.07
South Africa 6.30% 22/06/2048	ZA	USD	1,681,121	1,618,819	0.06
Zambia 8.50% 14/04/2024 Reg S	ZM	USD	3,654,612	1,612,960	0.06
Armenia 3.95% 26/09/2029 Reg S	AM	USD	1,352,206	1,280,181	0.05
Dominican Republic Bond 5.95% 25/01/2027 Reg S	DO	USD	1,078,110	1,177,846	0.05
South Africa 5.65% 27/09/2047	ZA	USD	1,096,384	993,948	0.04
Ecuador 0.00% 31/07/2030 Reg S	EC	USD	1,687,618	780,523	0.03
Jordan 5.75% 31/01/2027 Reg S	JO	USD	438,553	453,633	0.02
Sri Lanka 6.25% 27/07/2021 Reg S	LK	USD	402,007	318,586	0.01
Argentina 0.500% 09/07/2029	AR	EUR	580,767	257,698	0.01
				1,095,472,385	**42.69**

개방형 펀드

	국가 코드	CCY	주식 또는 명목	시가(USD)	% 순자산
Fidelity ILF - The US Dollar Fund - A-ACC-USD	IE	USD	8,410	152,779,596	5.95
				152,779,596	**5.95**

커뮤니케이션 서비스

	국가 코드	CCY	주식 또는 명목	시가(USD)	% 순자산
Turk Telekomunikasyon 4.875% 19/06/2024 Reg S	TR	USD	1,790,760	1,734,752	0.07
Dr Peng Holding HongKong 7.55% 01/12/2021	HK	USD	2,452,244	1,698,179	0.07
Turkcell Iletisim Hizmetleri 5.75% 15/10/2025 Reg S	TR	USD	365,461	364,803	0.01
				3,797,734	**0.15**

증권 자격 취득 또는 기타 통제 된 시장 에서 죽음을 맞게

에너지

	국가 코드	CCY	주식 또는 명목	시가(USD)	% 순자산
Petroleos Mexicanos 6.875% 04/08/2026	MX	USD	17,596,955	16,935,310	0.66
Tengizchevroil Finance 3.25% 15/08/2030 Reg S	BM	USD	9,300,987	9,431,015	0.37
Petroleos Mexicanos 5.35% 12/02/2028	MX	USD	10,963,835	9,378,903	0.37
Petroleos Mexicanos 6.49% 23/01/2027	MX	USD	6,095,161	5,669,232	0.22
Geopark 5.50% 17/01/2027 Reg S	BM	USD	5,975,290	5,273,253	0.21
Petroleos Mexicanos 6.84% 23/01/2030	MX	USD	4,239,350	3,789,979	0.15
Oil and Gas Holding 7.50% 25/10/2027 Reg S	BH	USD	2,996,782	3,169,615	0.12
Petroleos Mexicanos 5.625% 23/01/2046	MX	USD	3,654,612	2,707,154	0.11
Vivo Energy 5.125% 24/09/2027 Reg S	NL	USD	1,425,299	1,487,531	0.06
YPF 8.50% 23/03/2025 Reg S	AR	USD	2,163,530	1,395,477	0.05
Tecpetrol 4.875% 12/12/2022 Reg S	AR	USD	511,646	479,412	0.02
				59,716,881	**2.33**

유틸리티

	국가 코드	CCY	주식 또는 명목	시가(USD)	% 순자산
Comision Federal de Electric 5.00% 30/07/2049 EMTN	MX	USD	45,696,656	47,753,005	1.86
Infraestr. Energetica Nova 4.75% 15/01/2051 Reg S	MX	USD	14,618,447	13,792,505	0.54
Empresa Electrica Guacolda 4.56% 30/04/2025 Reg S	CL	USD	3,424,371	2,730,449	0.11
Consorcio 4.70% 16/04/2034 Reg S	PE	USD	2,247,586	2,679,746	0.10
AES Gener 7.125% VRN 26/03/2079 Reg S	CL	USD	1,955,217	2,029,798	0.08
Generacion Mediterranea 9.625% 27/07/2023 Reg S	AR	USD	2,887,874	1,478,101	0.06
Kallpa Generacion 4.875% 24/05/2026 Reg S	PE	USD	730,922	790,178	0.03
Energuate Trust 5.875% 03/05/2027 Reg S	KY	USD	438,553	452,372	0.02

현재 투자종목 명세서서 2020년 10월 31일

	국가 코드	CCY	주식 또는 명목	시가(USD)	% 순자산
Infraestructura Energetica 3.75% 14/01/2028 Reg S	MX	USD	402,007	400,926	0.02
Empresa Distribuidora 9.75% 25/10/2022 Reg S	AR	USD	511,646	383,734	0.01
				72,490,814	2.83
소재					
Braskem America 7.125% 22/07/2041 Reg S	US	USD	12,535,318	13,428,460	0.52
Braskem Finance 6.45% 03/02/2024	KY	USD	4,457,164	4,762,525	0.19
First Quantum Minerals 6.875% 01/03/2026 144A	CA	USD	4,147,984	4,124,652	0.16
First Quantum Minerals 7.25% 01/04/2023 Reg S	CA	USD	3,191,938	3,212,765	0.13
Braskem Netherland 4.50% 31/01/2030 Reg S	NL	USD	3,289,151	3,041,806	0.12
First Quantuam Minerals 6.875% 15/10/2027 144A	CA	USD	2,812,589	2,812,589	0.11
First Quantum Minerals 7.25% 01/04/2023 144A	CA	USD	730,922	735,692	0.03
First Quantum Minerals 6.875% 01/03/2026 Reg S	CA	USD	511,646	508,768	0.02
Votorantim 7.25% 05/04/2041 Reg S	LU	USD	383,734	491,184	0.02
GTL Trade Finance 5.893% 29/04/2024 Reg S	VG	USD	365,461	403,031	0.02
Vedanta Resources 8.25% 07/06/2021 Reg S	GB	USD	146,184	128,460	0.01
				33,649,932	1.31
산업재					
Empresa Trans. Pasajero 4.70% 07/05/2050 Reg S	CL	USD	14,106,801	17,180,532	0.67
Prumo Investimentos 7.50% 31/12/2031 Reg S	BR	USD	4,900,131	5,237,015	0.20
Avolon Holdings Funding 4.375% 01/05/2026 144A	KY	USD	5,299,187	5,153,044	0.20
Elementia 5.50% 15/01/2025 Reg S	MX	USD	3,033,328	3,043,944	0.12
DAE Funding 4.50% 01/08/2022 144A	US	USD	2,792,854	2,821,062	0.11
DAE Funding 5.00% 01/08/2024 Reg S	US	USD	548,192	554,921	0.02
				33,990,518	1.32
정보 기술					
IHS Netherlands 7.125% 18/03/2025 Reg S	NL	USD	4,385,534	4,451,317	0.17
IHS Netherlands 8.00% 18/09/2027 Reg S	NL	USD	2,229,313	2,279,473	0.09
				6,730,790	0.26
소비재					
GEMS Education Delaware 7.125% 31/07/2026 Reg S	SU	USD	8,533,518	8,458,850	0.33
Wynn Macau 5.125% 15/12/2029 Reg S	KY	USD	7,007,352	6,497,918	0.25
VTR Finance 6.375% 15/07/2028 Reg S	NL	USD	3,800,796	4,062,101	0.16
Sands China 4.375% 18/06/2030 Reg S	KY	USD	2,485,136	2,554,769	0.10
LCPR Senior Secured Fin 6.75% 15/10/2027 144A	IE	USD	1,915,017	2,037,099	0.08
				23,610,737	0.92
소비재					
Walnut Bidco 9.125% 01/08/2024 Reg S	GB	USD	7,309,223	7,506,032	0.29
				7,506,032	0.29
금융					
Banco Nacional de Panama 2.50% 11/08/2030 Reg S	PA	USD	16,208,203	16,123,758	0.63
Yapi ve Kredi Bank 13.875% VRN (Perpetual) Reg S	TR	USD	12,023,673	12,745,093	0.50
Global Aircraft Leasing 6.50% 15/09/2024 144A	KY	USD	10,183,326	6,848,287	0.27
Unifin Financiera 8.375% 27/01/2028 Reg S	MX	USD	7,309,223	5,861,997	0.23
Itau Unibanco Holding 4.625% VRN (Perpetual) Reg S	BR	USD	6,578,301	5,696,875	0.22
Citigroup 0.00% 21/12/2020 EMTN	PK	PKR	877,106,810	5,427,365	0.21
Alpha Holding 9.00% 10/02/2025 Reg S	MX	USD	6,413,844	4,811,986	0.19
Banco BTG Pactual 7.75% VRN 15/02/2029 Reg S	BR	USD	3,069,874	3,155,094	0.12
Global Aircraft Leasing 6.50% 15/09/2024 Reg S	KY	USD	4,348,988	2,924,694	0.11
Banco Do Brasil 9.00% VRN (Perpetual) Reg S	BR	USD	2,558,228	2,789,748	0.11
				66,384,897	2.59
부동산					
China Evergrande Group 8.90% 24/05/2021	KY	USD	1,827,306	1,749,074	0.07
Agile Group Holdings 9.50% 23/11/2020	KY	USD	146,184	146,631	0.01
				1,895,705	0.07
정부					
Panama 4.50% 01/04/2056	PA	USD	12,580,635	15,568,536	0.61
Mexico 5.00% 27/04/2051	MX	USD	8,396,105	9,600,946	0.37
Bermuda 3.375% 20/08/2050 Reg S	BM	USD	8,460,426	8,872,872	0.35
Pakistan 6.875% 05/12/2027 Reg S	PK	USD	5,847,379	5,738,313	0.22
Surinam 9.25% 26/10/2026 Reg S	SR	USD	8,570,064	4,584,984	0.18
Ukraine 16.75% 16/06/2021	UA	UAH	96,353,838	3,532,371	0.14
Ukraine 15.84% 26/02/2025	UA	UAH	87,984,777	3,473,400	0.14
Ghana 24.75% 19/07/2021	GH	GHS	17,012,217	3,067,487	0.12
Ukraine 15.70% 20/01/2021	UA	UAH	40,785,467	1,454,109	0.06
Ukraine 18.00% 24/03/2021	UA	UAH	38,007,962	1,379,097	0.05
Argentina 0.125% 09/01/2038	AR	EUR	2,766,018	1,127,892	0.04
Ukraine 16.75% 02/06/2021	UA	UAH	25,582,282	932,545	0.04
				59,332,552	2.31
커뮤니케이션 서비스					
Kenbourne Invest 6.875% 26/11/2024 Reg S	LU	USD	8,953,799	9,367,912	0.37
				9,367,912	0.37
목록에 없음					
에너지					
Nostrum O&G 8.00% 25/07/2022 Reg S (Defaulted)	NL	USD	7,802,596	2,067,688	0.08
PDVSA 5.50% 12/04/2037 (Defaulted)	VE	USD	38,738,884	1,510,816	0.06
Nostrum Oil & Gas Finance 7.00% 16/02/2025 Reg S	NL	USD	4,221,077	1,076,375	0.04
PDVSA 6.00% 15/11/2026 Reg S (Defaulted)	VE	USD	10,963,835	427,590	0.02
PDVSA 6.00% 16/05/2024 Reg S (Defaulted)	VE	USD	1,461,845	59,936	0.00
PDVSA 9.00% 17/11/2021 Reg S (Defaulted)	VE	USD	1,461,845	57,012	0.00
PDVSA 12.75% 17/02/2022 Reg S (Defaulted)	VE	USD	1,461,845	57,012	0.00
Lebanon 7.00% 22/04/2031 (Defaulted)	LB	USD	255,823	37,459	0.00
				5,293,888	0.21
소재					
Sino-Forest 6.25% 21/10/2017 144A (Defaulted)*	CA	USD	5,269,950	53	0.00
Sino Forest 0.00% 28/07/2014 (Defaulted)*	CA	USD	482,409	5	0.00
				58	0.00
산업재					
Jain Int'l Trading 7.125% 01/02/2022 (Defaulted)	NL	USD	2,759,232	538,050	0.02
Blue Skyview 15.758% VRN (Perpetual) (Defaulted)	VG	USD	730,922	184,059	0.01
ITNL Offshore 7.50% 18/01/2021 (Defaulted)	SG	CNY	4,897,180	91,455	0.00
				813,564	0.03
소비재					
Top Wise Excellence 6.00% 16/03/2020 (Defaulted)	VG	USD	1,425,299	154,645	0.01
				154,645	0.01
금융					
Stoneway Cap. 10.00% 01/03/2027 Reg S (Defaulted)	CA	USD	17,151,307	6,045,836	0.24
Tianjin State-OCI. & Management. 1.60% 17/12/2039*	CN	USD	4,172,105	855,281	0.03
Yihua Overseas Invest. 8.50% 23/10/2020 (Defaulted)	VG	USD	1,114,657	89,173	0.00
Bulgaria Steel Fin. 12.00% 04/05/2013 (Defaulted)*	NL	EUR	219,277	3	0.00
				6,990,293	0.27
부동산					
JGC Ventures 10.75% 30/08/2021 (Defaulted)	SG	USD	1,973,490	809,131	0.03
				809,131	0.03
정부					
Lebanon 6.85% 25/05/2029 (Defaulted) EMTN	LB	USD	25,415,632	3,748,806	0.15
Lebanon 6.65% 26/02/2030 GMTN (Defaulted)	LB	USD	19,110,696	2,818,828	0.11
Lebanon 8.20% 17/05/2033 (Defaulted)	LB	USD	19,003,981	2,708,067	0.11
Ghana 19.50% 09/11/2020	GH	GHS	12,864,233	2,230,347	0.09
Lebanon 6.75% 29/11/2027 (Defaulted)	LB	USD	12,558,708	1,865,596	0.07
Lebanon 6.20% 26/02/2025 (Defaulted) GMTN	LB	USD	9,282,714	1,385,631	0.05
Lebanon 6.85% 23/03/2027 (Defaulted)	LB	USD	7,619,865	1,136,251	0.04
Lebanon 7.05% 02/11/2035 GMTN (Defaulted)	LB	USD	7,309,223	1,105,067	0.04
Lebanon 8.25% 17/05/2034 (Defaulted)	LB	USD	7,309,223	1,041,564	0.04
Lebanon 6.375% 09/03/2020 GMTN (Defaulted)	LB	USD	5,518,464	957,233	0.04
Lebanon 7.25% 23/03/2037 (Defaulted)	LB	USD	6,011,836	906,405	0.04
Venezuela 7.00% 31/03/2038 (Defaulted)	VE	USD	8,771,068	846,408	0.03
Lebanon 7.15% 20/11/2031 GMTN (Defaulted)	LB	USD	5,481,918	800,689	0.03
Lebanon 6.25% 12/06/2025 (Defaulted)	LB	USD	4,878,907	726,469	0.03
Lebanon 6.40% 26/05/2023 GMTN (Defaulted)	LB	USD	3,051,601	458,350	0.02
Lebanon 6.15% 19/06/2020 GMTN (Defaulted)	LB	USD	2,558,228	432,955	0.02
Lebanon 6.65% 22/04/2024 (Defaulted)	LB	USD	2,539,955	379,545	0.01
Venezuela 9.00% 07/05/2023 (Defaulted)	VE	USD	3,654,612	352,670	0.01
Lebanon 6.10% 04/10/2022 EMTN (Defaulted)	LB	USD	2,083,129	321,427	0.01
Lebanon 8.25% 12/04/2021 Reg S (Defaulted)	LB	USD	1,681,121	271,753	0.01
Lebanon 6.25% 04/11/2024 GMTN (Defaulted)	LB	USD	1,772,487	263,657	0.01
Lebanon 6.00% 27/01/2023 (Defaulted)	LB	USD	1,571,483	237,420	0.01
Lebanon 6.65% 03/11/2028 GMTN (Defaulted)	LB	USD	1,151,203	170,510	0.01
				25,165,648	0.98
단주				(2)	(0.00)
총 투자 (비용 USD 2,746,289,541)				2,516,712,576	98.09

현재 투자종목 명세서 2020년 10월 31일

신용 디폴트 스왑 (Credit Default Swap)

	CCY	기본 노출	미실현 이익 / (손실) USD	% 순자산
매수 보호 브라질 4.25% 20/12/2025	USD	85,883,375	4,881,879	0.19
매수 보호 CDX EM CDSI S33 5 년 20/06/202	USD	43,489,879	1,375,554	0.05
매도 보호 인도네시아 3.7% 20/06/2025	USD	16,028,396	84,327	0.00
매수 보호 CDX EM CDSI S34 5 year 20/12/202	USD	365,461	20,669	0.00
매도 보호 South Africa 5.875% 20/06/2025	USD	59,204,710	(4,233,136)	(0.16)
매도 보호 터키 11.875% 20/12/2025	USD	76,417,931	(15,065,518)	(0.59)
			(12,936,225)	(0.50)

선물환 계약

	기본 노출 USD	미실현 이익 / (손실) USD	% 순자산
구입 USD 판매 EUR 에 1.18657 12/11/2020	85,612,484	1,564,090	0.06
구입 MXN 판매 USD 에 22.68070 12/11/2020	12,743,276	841,300	0.03
구입 USD 판매 HUF 에 0.00342 12/11/2020	8,136,694	635,252	0.02
구입 CLP 판매 USD 에 803.88000 12/11/2020	14,454,494	569,599	0.02
구입 USD 판매 BRL 에 0.18349 12/11/2020	10,614,482	560,449	0.02
구입 USD 판매 COP 에 0.00026 12/11/2020	29,955,461	557,346	0.02
구입 KRW 판매 USD 에 1185.38000 12/11/2020	12,250,859	542,070	0.02
구입 MXN 판매 USD 에 22.58640 12/11/2020	7,505,008	462,211	0.02
구입 USD 판매 TRY 에 0.13219 12/11/2020	4,039,761	454,722	0.02
구입 USD 판매 HUF 에 0.00324 12/11/2020	23,485,318	452,549	0.02
구입 KRW 판매 USD 에 1181.56000 12/11/2020	9,880,129	403,922	0.02
구입 CLP 판매 USD 에 795.35500 12/11/2020	13,350,891	378,947	0.01
구입 ZAR 판매 USD 에 17.54300 12/11/2020	4,605,273	364,687	0.01
구입 KRW 판매 USD 에 1188.55000 12/11/2020	6,278,207	295,327	0.01
구입 IDR 판매 USD 에 14811.00000 12/11/2020	25,443,042	222,188	0.01
구입 USD 판매 PLN 에 0.26296 12/11/2020	4,708,797	193,304	0.01
구입 KRW 판매 USD 에 1160.60000 12/11/2020	8,526,407	191,143	0.01
구입 THB 판매 USD 에 31.52200 12/11/2020	16,614,791	187,886	0.01
구입 USD 판매 PLN 에 0.26231 12/11/2020	4,576,977	176,216	0.01
구입 KRW 판매 USD 에 1162.23000 12/11/2020	6,909,074	164,807	0.01
구입 USD 판매 PLN 에 0.25723 12/11/2020	8,943,853	164,331	0.01
구입 USD 판매 PEN 에 0.28079 12/11/2020	10,590,964	156,349	0.01
구입 ZAR 판매 USD 에 16.63130 12/11/2020	5,754,498	132,953	0.01
구입 MYR 판매 USD 에 4.18990 12/11/2020	17,160,687	127,453	0.00
구입 PHP 판매 USD 에 49.35200 12/11/2020	6,756,677	126,514	0.00
구입 INR 판매 USD 에 74.82000 12/11/2020	17,555,627	118,855	0.00
구입 USD 판매 HUF 에 0.00327 12/11/2020	3,932,190	117,905	0.00
구입 USD 판매 INR 에 0.01357 12/11/2020	12,926,758	112,441	0.00
구입 USD 판매 RUB 에 0.01281 12/11/2020	5,763,081	103,271	0.00
구입 TWD 판매 USD 에 28.58550 12/11/2020	38,873,112	87,430	0.00
구입 CLP 판매 USD 에 778.27000 12/11/2020	11,246,385	70,773	0.00
구입 CLP 판매 USD 에 785.48000 12/11/2020	4,153,731	64,862	0.00
구입 USD 판매 INR 에 0.01355 12/11/2020	7,188,756	50,611	0.00
구입 USD 판매 ILS 에 0.29443 12/11/2020	12,292,955	46,074	0.00
구입 USD 판매 INR 에 0.01352 12/11/2020	6,522,843	31,739	0.00
구입 USD 판매 CLP 에 0.00130 12/11/2020	9,297,582	21,846	0.00
구입 USD 판매 PEN 에 0.27718 12/11/2020	9,826,059	16,763	0.00
구입 USD 판매 PEN 에 0.27783 12/11/2020	4,103,629	16,731	0.00
구입 USD 판매 RUB 에 0.01261 12/11/2020	5,103,600	9,671	0.00
구입 PHP 판매 USD 에 48.48500 12/11/2020	9,371,650	7,757	0.00
구입 USD 판매 THB 에 0.03216 12/11/2020	2,841,847	6,628	0.00
구입 USD 판매 EUR 에 1.18282 12/11/2020	396,906	5,975	0.00
구입 USD 판매 INR 에 0.01346 12/11/2020	6,779,857	3,638	0.00
구입 IDR 판매 USD 에 14685.00001 12/11/2020	4,010,211	607	0.00
구입 ILS 판매 USD 에 3.40553 12/11/2020	5,417,427	(5,800)	(0.00)
구입 USD 판매 CLP 에 0.00129 12/11/2020	14,600,679	(11,262)	(0.00)
구입 USD 판매 PHP 에 0.02059 12/11/2020	6,787,143	(16,784)	(0.00)
구입 USD 판매 ILS 에 0.29242 12/11/2020	5,571,997	(17,240)	(0.00)
구입 MXN 판매 USD 에 21.21870 12/11/2020	6,395,342	(17,245)	(0.00)
구입 USD 판매 CNY 에 0.14301 12/11/2020	477,671	(20,136)	(0.00)
구입 USD 판매 PHP 에 0.02057 12/11/2020	7,063,776	(23,991)	(0.00)
구입 ILS 판매 USD 에 3.39595 12/11/2020	6,554,507	(25,436)	(0.00)
구입 TWD 판매 USD 에 28.43350 12/11/2020	8,371,617	(25,787)	(0.00)
구입 COP 판매 USD 에 3808.50000 12/11/2020	2,064,976	(29,984)	(0.00)
구입 ILS 판매 USD 에 3.38476 12/11/2020	5,274,667	(37,775)	(0.00)
구입 HUF 판매 USD 에 312.13100 12/11/2020	4,677,413	(40,301)	(0.00)
구입 USD 판매 MYR 에 0.23802 12/11/2020	4,511,180	(45,408)	(0.00)
구입 INR 판매 USD 에 74.04800 12/11/2020	12,764,786	(46,180)	(0.00)
구입 EUR 판매 USD 에 0.84795 12/11/2020	4,178,934	(49,747)	(0.00)
구입 RUB 판매 USD 에 78.43500 12/11/2020	3,980,249	(51,596)	(0.00)
구입 USD 판매 MYR 에 0.23785 12/11/2020	5,577,244	(60,210)	(0.00)
구입 USD 판매 ILS 에 0.28946 12/11/2020	5,078,023	(66,982)	(0.00)
구입 USD 판매 THB 에 0.03164 12/11/2020	4,994,032	(69,435)	(0.00)
구입 ILS 판매 USD 에 3.37823 12/11/2020	8,310,497	(75,458)	(0.00)
구입 USD 판매 KRW 에 0.00088 12/11/2020	21,785,461	(88,832)	(0.00)
구입 PLN 판매 USD 에 3.72271 12/11/2020	1,610,786	(96,143)	(0.00)
구입 ILS 판매 USD 에 3.34850 12/11/2020	5,863,095	(104,357)	(0.00)
구입 MYR 판매 USD 에 4.12510 12/11/2020	16,472,375	(134,309)	(0.01)
구입 PEN 판매 USD 에 3.52350 12/11/2020	6,375,734	(159,615)	(0.01)
구입 RUB 판매 USD 에 76.61500 12/11/2020	4,604,033	(165,128)	(0.01)
구입 COP 판매 USD 에 3803.00000 12/11/2020	13,957,482	(222,529)	(0.01)
구입 USD 판매 KRW 에 0.00085 12/11/2020	5,943,853	(224,693)	(0.01)
구입 USD 판매 ZAR 에 0.05893 12/11/2020	5,659,618	(237,737)	(0.01)
구입 PLN 판매 USD 에 3.87200 12/11/2020	11,863,330	(260,729)	(0.01)
구입 PLN 판매 USD 에 3.76039 12/11/2020	5,369,387	(269,375)	(0.01)
구입 COP 판매 USD 에 3713.55000 12/11/2020	7,290,037	(284,962)	(0.01)
구입 INR 판매 USD 에 73.43310 12/11/2020	25,498,508	(303,222)	(0.01)
구입 BRL 판매 USD 에 5.61222 12/11/2020	13,986,742	(306,030)	(0.01)
구입 TRY 판매 USD 에 7.79100 12/11/2020	4,215,258	(313,232)	(0.01)
구입 RUB 판매 USD 에 73.55030 12/11/2020	4,250,920	(316,407)	(0.01)
구입 USD 판매 CLP 에 0.00125 12/11/2020	11,774,138	(381,314)	(0.01)
구입 TRY 판매 USD 에 7.68500 12/11/2020	4,434,611	(385,384)	(0.02)
구입 USD 판매 MXN 에 0.04546 12/11/2020	11,923,277	(391,087)	(0.02)
구입 USD 판매 TWD 에 0.03448 12/11/2020	24,257,552	(402,841)	(0.02)
구입 USD 판매 INR 에 0.01321 12/11/2020	23,725,491	(427,341)	(0.02)
구입 USD 판매 ZAR 에 0.05660 12/11/2020	6,499,006	(519,391)	(0.02)
구입 RUB 판매 USD 에 74.07100 12/11/2020	9,266,918	(629,039)	(0.02)
구입 PEN 판매 USD 에 3.55600 12/11/2020	42,631,929	(683,897)	(0.03)
구입 RUB 판매 USD 에 75.01000 12/11/2020	13,900,845	(779,331)	(0.03)
구입 RUB 판매 USD 에 73.67150 12/11/2020	13,949,538	(1,017,025)	(0.04)
구입 USD 판매 KRW 에 0.00084 12/11/2020	34,039,006	(1,429,248)	(0.06)
구입 HUF 판매 USD 에 295.98500 12/11/2020	42,155,010	(2,525,029)	(0.10)
		(2,975,792)	(0.12)

A 주식 (EUR) (헤지)

	기본 노출 USD	미실현 이익 / (손실) USD	% 순자산
구입 USD 판매 EUR 에 1.16809 05/11/2020	18,092,160	46,384	0.00
구입 EUR 판매 USD 에 0.85344 05/11/2020	352,223	(1,994)	(0.00)
구입 EUR 판매 USD 에 0.85251 05/11/2020	534,072	(3,602)	(0.00)
구입 EUR 판매 USD 에 0.85060 05/11/2020	450,508	(4,041)	(0.00)
구입 EUR 판매 USD 에 0.85049 05/11/2020	461,145	(4,192)	(0.00)
구입 EUR 판매 USD 에 0.85376 05/11/2020	875,309	(4,629)	(0.00)
구입 EUR 판매 USD 에 0.84870 05/11/2020	415,931	(4,650)	(0.00)
구입 EUR 판매 USD 에 0.84689 05/11/2020	376,909	(5,009)	(0.00)
구입 EUR 판매 USD 에 0.85273 05/11/2020	779,966	(5,057)	(0.00)
구입 EUR 판매 USD 에 0.84758 05/11/2020	441,611	(5,514)	(0.00)
구입 EUR 판매 USD 에 0.85180 05/11/2020	776,822	(5,874)	(0.00)
구입 EUR 판매 USD 에 0.84731 05/11/2020	460,518	(5,895)	(0.00)
구입 EUR 판매 USD 에 0.85004 05/11/2020	619,150	(5,957)	(0.00)
구입 EUR 판매 USD 에 0.85040 05/11/2020	652,520	(6,005)	(0.00)
구입 EUR 판매 USD 에 0.84805 05/11/2020	683,802	(8,160)	(0.00)
구입 EUR 판매 USD 에 0.85165 05/11/2020	1,077,558	(8,345)	(0.00)
구입 EUR 판매 USD 에 0.84391 05/11/2020	559,896	(9,386)	(0.00)
구입 EUR 판매 USD 에 0.85392 05/11/2020	8,706,935	(44,407)	(0.00)
구입 EUR 판매 USD 에 0.85555 04/12/2020	18,121,928	(46,152)	(0.00)
		(132,485)	(0.01)

A-ACC 주식 (EUR) (헤지)

	기본 노출 USD	미실현 이익 / (손실) USD	% 순자산
구입 USD 판매 EUR 에 1.16755 05/11/2020	80,418,789	168,807	0.01
구입 USD 판매 EUR 에 1.18473 05/11/2020	2,749,756	46,323	0.00
구입 EUR 판매 USD 에 0.85595 04/12/2020	79,960,902	(166,476)	(0.01)
구입 EUR 판매 USD 에 0.85385 05/11/2020	83,601,338	(432,793)	(0.02)
		(384,139)	(0.01)

A-ACC 주식 (HUF) (헤지)

	기본 노출 USD	미실현 이익 / (손실) USD	% 순자산
구입 HUF 판매 USD 에 315.43020 04/12/2020	2,225,664	3,509	0.00
구입 USD 판매 HUF 에 0.00317 05/11/2020	2,244,864	(3,494)	(0.00)
구입 HUF 판매 USD 에 311.69590 05/11/2020	2,267,325	(22,461)	(0.00)
		(22,446)	(0.00)

A-ACC 주식 (SEK) (헤지)

	기본 노출 USD	미실현 이익 / (손실) USD	% 순자산
구입 SEK 판매 USD 에 9.00403 05/11/2020	4,495,919	58,226	0.00
구입 SEK 판매 USD 에 8.90933 04/12/2020	4,382,126	11,449	0.00
구입 USD 판매 SEK 에 0.11424 05/11/2020	102,723	1,588	0.00
구입 USD 판매 SEK 에 0.11221 05/11/2020	4,451,422	(11,540)	(0.00)
		59,723	0.00

A-HMDIST (G) 주식 (PLN) (헤지)

	기본 노출 USD	미실현 이익 / (손실) USD	% 순자산
구입 USD 판매 PLN 에 0.25294 05/11/2020	10,000,278	14,173	0.00
구입 PLN 판매 USD 에 3.84615 05/11/2020	244,114	(6,963)	(0.00)
구입 PLN 판매 USD 에 3.79429 05/11/2020	217,195	(9,040)	(0.00)
구입 PLN 판매 USD 에 3.81820 05/11/2020	257,006	(9,145)	(0.00)
구입 PLN 판매 USD 에 3.95323 04/12/2020	9,906,231	(13,913)	(0.00)
구입 PLN 판매 USD 에 3.87378 05/11/2020	9,512,065	(204,953)	(0.01)
		(229,841)	(0.01)

A-MDIST 주식 (AUD) (헤지)

	기본 노출 USD	미실현 이익 / (손실) USD	% 순자산
구입 USD 판매 AUD 에 0.70460 05/11/2020	9,221,839	20,892	0.00
구입 USD 판매 AUD 에 0.71298 05/11/2020	213,152	3,025	0.00
구입 AUD 판매 USD 에 1.41285 05/11/2020	361,185	(2,441)	(0.00)
구입 AUD 판매 USD 에 1.41904 04/12/2020	9,259,529	(20,888)	(0.00)

현재 투자종목 명세서 2020년 10월 31일

	기본 노출 USD	미실현 이익 / (손실) USD	% 순자산
구입 AUD 판매 USD 에 1.40306 05/11/2020	9,201,772	(125,525)	(0.00)
		(124,937)	(0.00)
E-ACC 주식 (EUR) (헤지)			
구입 USD 판매 EUR 에 1.16809 05/11/2020	52,663	135	0.00
구입 EUR 판매 USD 에 0.85555 04/12/2020	52,714	(134)	(0.00)
구입 EUR 판매 USD 에 0.85392 05/11/2020	52,933	(270)	(0.00)
		(269)	(0.00)
E-MDIST 주식 (EUR) (헤지)			
구입 USD 판매 EUR 에 1.16809 05/11/2020	55,701,398	142,806	0.01
구입 USD 판매 EUR 에 1.18079 05/11/2020	1,206,812	16,254	0.00
구입 EUR 판매 USD 에 0.85555 04/12/2020	55,822,150	(142,165)	(0.01)
구입 EUR 판매 USD 에 0.85399 05/11/2020	57,195,357	(287,147)	(0.01)
		(270,252)	(0.01)
I-ACC 주식 (EUR) (헤지)			
구입 USD 판매 EUR 에 1.16809 05/11/2020	14,313,153	36,696	0.00
구입 EUR 판매 USD 에 0.85555 04/12/2020	14,121,249	(35,963)	(0.00)
구입 EUR 판매 USD 에 0.85399 05/11/2020	14,385,353	(72,199)	(0.00)
		(71,466)	(0.00)
X-ACC 주식 (GBP) (GBP / USD 헤지)			
구입 GBP 판매 USD 에 0.77965 05/11/2020	144,961,945	1,450,716	0.06
구입 USD 판매 GBP 에 1.29570 05/11/2020	146,412,661	26,446	0.00
구입 GBP 판매 USD 에 0.77166 04/12/2020	147,113,242	(23,386)	(0.00)
		1,453,776	0.06
Y-ACC 주식 (EUR) (헤지)			
구입 USD 판매 EUR 에 1.16755 05/11/2020	113,384,982	238,007	0.01
구입 EUR 판매 USD 에 0.84758 05/11/2020	2,551,269	(31,854)	(0.00)
구입 EUR 판매 USD 에 0.85595 04/12/2020	112,212,894	(233,623)	(0.01)
구입 EUR 판매 USD 에 0.85379 05/11/2020	111,450,169	(584,602)	(0.02)
		(612,072)	(0.02)
Y-QDIST 주식 (EUR) (헤지)			
구입 USD 판매 EUR 에 1.16695 05/11/2020	179,016,771	283,800	0.01
구입 USD 판매 EUR 에 1.17917 05/11/2020	4,816,296	58,169	0.00
구입 EUR 판매 USD 에 0.85639 04/12/2020	176,735,478	(277,393)	(0.01)
구입 EUR 판매 USD 에 0.85249 05/11/2020	185,083,917	(1,250,850)	(0.05)
		(1,186,274)	(0.05)

	CCY	기본 노출	미실현 이익 / (손실) USD	% 순자산
선물				
Euro Buxl 30 Year Bond Future 08/12/2020	EUR	9,029,113	526,931	0.02
US Treasury Note 5 Year Bond Future 31/12/2020	USD	(139,818,994)	277,526	0.01
US Long Bond Future 21/12/2020	USD	(12,603,842)	214,187	0.01
Euro-Bobl Bond Future 08/12/2020	EUR	3,873,106	27,325	0.00
Euro-Schatz Bond Future 08/12/2020	EUR	3,616,940	8,016	0.00
US Treasury Note 2 Year Bond Future 31/12/2020	USD	(50,361,139)	134	0.00
US Treasury Note 10 Year Bond Future 21/12/2020	USD	25,663,802	(118,433)	(0.00)
Euro-Bund Bond Future 08/12/2020	EUR	(69,526,064)	(1,196,084)	(0.05)
US Ultra Bond Future 21/12/2020	USD	136,464,206	(1,676,084)	(0.07)
미국 10 년 Ultra Bond Future 21/12/2020	USD	383,545,913	(5,283,046)	(0.21)
			(7,219,528)	(0.28)
기타 자산 및 부채			73,771,563	2.88
순자산			2,565,831,912	100.00

지역별 배분

국가	국가 코드	% 순자산
멕시코	MX	10.97
아일랜드	IE	6.88
케이맨 제도	KY	4.55
네덜란드	NL	4.05
Oman	OM	3.72
터키	TR	3.66
우크라이나	UA	3.09
에콰도르	EC	2.82
가나	GH	2.76
남아프리카 공화국	ZA	2.62
나이지리아	NG	2.38
도미니카 공화국	DO	2.27
루마니아	RO	2.19
인도네시아	ID	2.15
아르헨티나	AR	2.07
스리랑카	LK	2.06
러시아	RU	2.01
콜롬비아	CO	1.97
이라크	IQ	1.75
버진 아일랜드 (영국령)	VG	1.65
Angola	AO	1.51
케냐	KE	1.50
에티오피아	ET	1.39
버뮤다	BM	1.25
이집트	EG	1.24
파나마	PA	1.24
볼리비아	BO	1.17
인도	IN	1.16
카타르	QA	1.16
룩셈부르크	LU	1.09
칠레	CL	1.07
아랍 에미리트	AE	1.04
싱가포르	SG	1.03
미국	US	1.00
파키스탄	PK	0.99
캐나다	CA	0.97
잠비아	ZM	0.92
엘살바도르	SV	0.91
그루지야	GE	0.90
바레인	BH	0.87
아제르바이잔	AZ	0.85
레바논	LB	0.85
홍콩	HK	0.81
브라질	BR	0.80
영국	GB	0.80
태국	TH	0.63
스페인	ES	0.57
Tunisia	TN	0.45
세르비아	RS	0.41
모리셔스	MU	0.40
초 국가	SU	0.36
가봉	GA	0.33
몽골리아	MN	0.32
Honduras	HN	0.31
페루	PE	0.29
오스트리아	AT	0.26
벨라루스	BY	0.26
트리니다드 토바고	TT	0.24
Uzbekistan	UZ	0.22
말레이시아	MY	0.19
Surinam	SR	0.18
카자흐스탄	KZ	0.18
베네수엘라	VE	0.13
Saudi Arabia	SA	0.11
중국	CN	0.06
Armenia	AM	0.05
요르단	JO	0.02
현금 및 기타 순자산		1.90

Emerging Market Local Currency Debt Fund [4]

현재 투자종목 명세서서 2020년 10월 31일

	국가 코드	CCY	주식 또는 명목	시가(USD)	% 순자산
공인된 주식 또는 공식 증권거래소에서 거래됨					
에너지					
Petroleos Mexicanos 7.19% 12/09/2024 Reg S	MX	MXN	264,926,346	10,871,682	2.97
Petroleos Mexicanos 7.47% 12/11/2026	MX	MXN	1,493,284	55,358	0.02
				10,927,040	2.98
산업재					
Wijaya Karya 7.70% 31/01/2021 Reg S	ID	IDR	82,928,145,113	5,458,498	1.49
				5,458,498	1.49
금융					
Alfa Bond Issuance 6.75% 30/01/2025	IE	RUB	610,441,467	7,747,097	2.11
Fondo Mivivienda 7.00% 14/02/2024 Reg S	PE	PEN	13,784,162	4,294,619	1.17
Dev. Bank of Kazakhstan 8.95% 04/05/2023 Reg S	KZ	KZT	365,936,686	827,969	0.23
				12,869,685	3.51
정부					
Indonesia 8.25% 15/05/2029	ID	IDR	328,391,253,759	24,744,421	6.75
Mexico 8.00% 07/11/2047	MX	MXN	245,253,064	12,628,427	3.45
Czech Republic 2.75% 23/07/2029	CZ	CZK	240,303,894	11,891,615	3.25
Brazil 10.00% 01/01/2023	BR	BRL	49,229,151	9,442,447	2.58
Romania 3.40% 08/03/2022	RO	RON	32,819,434	7,926,931	2.16
Thailand 1.60% 17/12/2029	TH	THB	236,562,478	7,755,023	2.12
Mexico 7.75% 29/05/2031	MX	MXN	144,799,342	7,607,160	2.08
Thailand 2.125% 17/12/2026	TH	THB	200,198,546	6,851,360	1.87
Thailand 3.30% 17/06/2038	TH	THB	169,971,847	6,618,722	1.81
Egypt 16.10% 07/05/2029	EG	EGP	93,478,280	6,411,318	1.75
Thailand 3.85% 12/12/2025	TH	THB	159,371,170	5,869,681	1.60
Kenya 11.75% 08/10/2035	KE	KES	557,996,012	5,302,019	1.45
Turkey 6.375% 14/10/2025	TR	USD	5,333,158	5,220,628	1.43
Poland 2.50% 25/07/2027	PL	PLN	13,981,079	3,923,322	1.07
Peru 5.40% 12/08/2034 Reg S	PE	PEN	13,429,712	3,923,134	1.07
Hungary 1.00% 26/11/2025	HU	HUF	1,247,138,481	3,863,557	1.05
Peru 6.15% 12/08/2032	PE	PEN	11,591,824	3,705,915	1.01
Romania 3.65% 28/07/2025	RO	RON	13,127,773	3,222,582	0.88
Brazil 10.00% 01/01/2029	BR	BRL	12,963,676	2,575,110	0.70
Indonesia 8.375% 15/04/2039	ID	IDR	33,731,813,973	2,503,189	0.68
Hungary 1.75% 26/10/2022	HU	HUF	722,027,542	2,328,440	0.64
Russia 7.60% 20/07/2022	RU	RUB	164,097,169	2,173,480	0.59
Thailand 1.45% 17/12/2024	TH	THB	65,638,867	2,162,948	0.59
Thailand 1.875% 17/06/2022	TH	THB	65,638,867	2,150,767	0.59
Hungary 1.50% 23/08/2023	HU	HUF	656,388,674	2,106,971	0.58
Mexico 8.50% 31/05/2029	MX	MXN	32,819,434	1,807,563	0.49
Chile 5.00% 01/03/2035	CL	CLP	1,099,451,029	1,709,979	0.47
Romania 5.00% 12/02/2029	RO	RON	6,097,851	1,650,151	0.45
Indonesia 8.25% 15/05/2036	ID	IDR	20,770,763,210	1,527,024	0.42
Romania 4.00% 25/10/2023	RO	RON	5,251,109	1,298,587	0.35
Ecuador 0.50% 31/07/2035 Reg S	EC	USD	2,178,232	1,198,028	0.33
Hungary 3.00% 27/10/2027	HU	HUF	262,555,470	901,113	0.25
Indonesia 7.00% 15/09/2030	ID	IDR	12,471,384,812	878,753	0.24
Brazil 10.00% 01/01/2027	BR	BRL	4,069,610	798,810	0.22
Romania 5.80% 26/07/2027	RO	RON	2,861,855	792,318	0.22
Chile 4.50% 01/03/2026	CL	CLP	525,110,939	789,445	0.22
Chile 4.70% 01/09/2030	CL	CLP	459,472,072	708,473	0.19
Poland 2.25% 25/10/2024	PL	PLN	2,330,180	635,856	0.17
Dominican Republic Bond 9.75% 05/06/2026 Reg S	DO	DOP	32,983,531	583,426	0.16
Ecuador 0.50% 31/07/2030 Reg S	EC	USD	831,185	552,738	0.15
Hungary 3.00% 27/10/2038	HU	HUF	150,969,395	518,081	0.14
Ecuador 0.50% 31/07/2040 Reg S	EC	USD	998,302	499,151	0.14
Romania 3.65% 24/09/2031	RO	RON	1,312,777	319,797	0.09
Ecuador 0.00% 31/07/2030 Reg S	EC	USD	302,942	140,111	0.04
				170,218,571	46.46
개방형 펀드					
Fidelity ILF - The US Dollar Fund - A-ACC-USD	IE	USD	145	2,627,982	0.72
				2,627,982	0.72
증권 자격 취득 또는 기타 통제 된 시장 에서 죽음을 맞게					
금융					
Citigroup 0.00% 21/12/2020 EMTN	PK	PKR	867,220,717	5,366,192	1.46
				5,366,192	1.46
정부					
South Africa 7.00% 28/02/2031	ZA	ZAR	357,951,718	18,058,776	4.93
South Africa 8.00% 31/01/2030	ZA	ZAR	274,764,299	15,578,516	4.25
South Africa 8.25% 31/03/2032	ZA	ZAR	242,207,421	12,833,402	3.50
Serbia 5.875% 08/02/2028	RS	RSD	1,013,201,558	11,802,679	3.22
Colombia 6.00% 28/04/2028	CO	COP	40,269,445,169	10,914,023	2.98
South Africa 8.875% 28/02/2035	ZA	ZAR	152,938,561	7,883,395	2.15
China 3.12% 05/12/2026	CN	CNY	34,132,211	5,086,598	1.39
Brazil Letras 0.00% 01/07/2023	BR	BRL	32,819,434	4,916,967	1.34
China 1.99% 09/04/2025	CN	CNY	32,819,434	4,693,835	1.28
China 2.36% 02/07/2023	CN	CNY	29,537,490	4,348,764	1.19
Malaysia 4.065% 15/06/2050	MY	MYR	17,400,864	4,316,027	1.18
Brazil Letras 0.00% 01/01/2024	BR	BRL	26,255,547	3,769,445	1.03
Ukraine 16.75% 16/06/2021	UA	UAH	102,117,668	3,743,675	1.02
Russia 7.25% 10/05/2034	RU	RUB	270,432,134	3,679,008	1.00
China 3.13% 21/11/2029	CN	CNY	23,826,909	3,537,477	0.97
Turkey 10.50% 11/08/2027	TR	TRY	30,915,907	3,143,897	0.86
Russia 6.90% 23/05/2029	RU	RUB	217,921,040	2,918,606	0.80
China 2.68% 21/05/2030	CN	CNY	20,282,410	2,907,323	0.79
China 2.85% 04/06/2027	CN	CNY	19,691,660	2,873,051	0.78
Russia 8.15% 03/02/2027	RU	RUB	196,916,602	2,812,035	0.77
Colombia 10.00% 24/07/2024	CO	COP	7,876,664,092	2,484,374	0.68
Russia 7.65% 10/04/2030	RU	RUB	173,942,999	2,435,870	0.66
Turkey 11.00% 02/03/2022	TR	TRY	19,691,660	2,263,369	0.62
Russia 6.00% 06/10/2027	RU	RUB	164,097,169	2,094,430	0.57
Malaysia 3.885% 15/08/2029	MY	MYR	7,285,914	1,925,054	0.53
Hungary 1.50% 22/04/2026	HU	HUF	525,110,939	1,651,885	0.45
Malaysia 3.48% 15/03/2023	MY	MYR	5,251,109	1,314,332	0.36
Ukraine 18.00% 24/03/2021	UA	UAH	33,672,739	1,221,796	0.33
Russia 7.70% 16/03/2039	RU	RUB	65,638,867	940,841	0.26
Russia 7.10% 16/10/2024	RU	RUB	65,638,867	882,793	0.24
Russia 7.00% 16/08/2023	RU	RUB	65,638,867	872,901	0.24
South Africa 8.75% 28/02/2048	ZA	ZAR	18,181,966	851,394	0.23
Colombia 7.00% 30/06/2032	CO	COP	2,671,501,904	738,659	0.20
Turkey 12.40% 08/03/2028	TR	TRY	6,294,767	693,846	0.19
Philippine 6.25% 14/01/2036	PH	PHP	15,753,328	418,586	0.11
Poland 1.25% 25/10/2030	PL	PLN	1,509,694	383,801	0.10
Uruguay 9.875% 20/06/2022 Reg S	UY	UYU	13,718,523	330,043	0.09
Uruguay 8.50% 15/03/2028 Reg S	UY	UYU	11,716,538	286,502	0.08
				151,607,975	41.38
목록에 없음					
금융					
JPM (Indonesia) CLN 7.00% 19/05/2027 EMTN	ID	IDR	10,316,460,794	734,497	0.20
JPM (Colombia) CLN 0.00% 26/07/2024	CO	COP	164,097,169	51,758	0.01
				786,255	0.21
정부					
Ghana 19.50% 09/11/2020	GH	GHS	9,747,372	1,689,959	0.46
Lebanon 6.85% 25/05/2029 (Defaulted) EMTN	LB	USD	1,956,038	288,516	0.08
Lebanon 6.75% 29/11/2027 (Defaulted)	LB	USD	1,791,941	266,193	0.07
Lebanon 6.20% 26/02/2025 (Defaulted) GMTN	LB	USD	1,329,187	198,408	0.05
Lebanon 6.65% 26/02/2030 GMTN (Defaulted)	LB	USD	810,640	119,569	0.03
Lebanon 6.25% 12/06/2025 (Defaulted)	LB	USD	689,208	102,623	0.03
				2,665,268	0.73
단주				(5)	(0.00)
총 투자 (비용 USD 381,436,870)				362,527,461	98.96

	기본 노출 USD	미실현 이익 / (손실) USD	% 순자산
선물환 계약			
구입 MXN 판매 USD 에 22.65785 12/11/2020	9,467,467	614,865	0.17
구입 ZAR 판매 USD 에 17.42440 12/11/2020	8,363,790	601,300	0.16
구입 USD 판매 BRL 에 0.18467 12/11/2020	7,170,811	427,418	0.12
구입 ZAR 판매 USD 에 17.49091 12/11/2020	5,178,484	393,484	0.11
구입 USD 판매 TRY 에 0.13219 12/11/2020	2,506,413	282,126	0.08
구입 USD 판매 RUB 에 0.01350 12/11/2020	3,843,427	279,891	0.08
구입 MYR 판매 USD 에 4.18990 12/11/2020	35,264,892	261,913	0.07
구입 USD 판매 HUF 에 0.00324 12/11/2020	13,401,204	258,204	0.07
구입 USD 판매 RUB 에 0.01349 12/11/2020	3,558,495	256,875	0.07
구입 MXN 판매 USD 에 22.58640 12/11/2020	3,939,744	242,637	0.07
구입 MXN 판매 USD 에 22.70425 12/11/2020	3,453,375	231,811	0.06
구입 IDR 판매 USD 에 14982.00000 12/11/2020	11,106,211	226,334	0.06
구입 ZAR 판매 USD 에 17.54300 12/11/2020	2,709,741	214,582	0.06
구입 USD 판매 COP 에 0.00026 12/11/2020	15,761,473	196,052	0.05
구입 USD 판매 BRL 에 0.18349 12/11/2020	3,662,110	193,361	0.05
구입 KRW 판매 USD 에 1185.38000 12/11/2020	4,162,174	184,166	0.05
구입 USD 판매 COP 에 0.00027 12/11/2020	4,554,016	180,856	0.05
구입 USD 판매 PLN 에 0.26980 12/11/2020	2,651,412	180,695	0.05
구입 CNY 판매 USD 에 6.99235 12/11/2020	3,850,364	169,455	0.05
구입 KRW 판매 USD 에 1188.55000 12/11/2020	3,588,819	168,818	0.05
구입 KRW 판매 USD 에 1181.56000 12/11/2020	4,010,510	163,959	0.04

전체 주식 목록은 6페이지에 나와 있습니다.
별첨 재무제표에 대한 주석은 본 재무제표의 중요한 일부입니다. 투자종목 명세서 및 지역별 [illegible]의 순자산 비율은 반올림되었습니다.

현재 투자종목 명세서서 2020년 10월 31일

	기본 노출 USD	미실현 이익 / (손실) USD	% 순자산
구입 CLP 판매 USD 에 803.88000 12/11/2020	4,082,628	160,882	0.04
구입 USD 판매 TRY 에 0.12572 12/11/2020	2,309,023	134,183	0.04
구입 USD 판매 BRL 에 0.18217 12/11/2020	2,693,616	121,921	0.03
구입 MXN 판매 USD 에 22.26789 12/11/2020	2,603,313	121,358	0.03
구입 USD 판매 CZK 에 0.04549 12/11/2020	1,753,814	112,842	0.03
구입 USD 판매 HUF 에 0.00331 12/11/2020	2,613,803	107,519	0.03
구입 USD 판매 PLN 에 0.26773 12/11/2020	1,773,190	106,301	0.03
구입 CLP 판매 USD 에 795.35500 12/11/2020	3,688,671	104,698	0.03
구입 USD 판매 HUF 에 0.00342 12/11/2020	1,329,703	103,474	0.03
구입 USD 판매 PLN 에 0.26296 12/11/2020	2,497,553	102,529	0.03
구입 KRW 판매 USD 에 1160.60000 12/11/2020	4,547,738	101,950	0.03
구입 MXN 판매 USD 에 22.37407 12/11/2020	1,948,301	100,546	0.03
구입 CNY 판매 USD 에 6.88091 12/11/2020	3,620,821	99,106	0.03
구입 USD 판매 TRY 에 0.13210 12/11/2020	830,116	92,841	0.03
구입 USD 판매 PLN 에 0.26231 12/11/2020	2,385,973	91,861	0.03
구입 KRW 판매 USD 에 1162.23000 12/11/2020	3,754,418	89,557	0.02
구입 USD 판매 CZK 에 0.04539 12/11/2020	1,363,015	84,318	0.02
구입 USD 판매 PEN 에 0.28079 12/11/2020	5,636,736	83,212	0.02
구입 USD 판매 TRY 에 0.12947 12/11/2020	862,481	77,317	0.02
구입 CLP 판매 USD 에 778.27000 12/11/2020	12,204,664	76,804	0.02
구입 PHP 판매 USD 에 49.35200 12/11/2020	3,970,971	74,354	0.02
구입 ZAR 판매 USD 에 16.63130 12/11/2020	3,069,433	70,917	0.02
구입 USD 판매 HUF 에 0.00327 12/11/2020	2,247,233	67,489	0.02
구입 USD 판매 HUF 에 0.00321 12/11/2020	5,336,293	62,033	0.02
구입 USD 판매 HUF 에 0.00328 12/11/2020	1,923,044	61,886	0.02
구입 USD 판매 INR 에 0.01357 12/11/2020	6,944,925	60,409	0.02
구입 USD 판매 PLN 에 0.25723 12/11/2020	3,276,464	60,201	0.02
구입 MXN 판매 USD 에 22.72786 12/11/2020	853,039	58,208	0.02
구입 IDR 판매 USD 에 14925.00001 12/11/2020	3,479,073	57,394	0.02
구입 USD 판매 RUB 에 0.01281 12/11/2020	3,191,632	57,192	0.02
구입 CLP 판매 USD 에 795.50000 12/11/2020	1,949,519	55,700	0.02
구입 INR 판매 USD 에 74.82000 12/11/2020	7,671,764	51,939	0.01
구입 IDR 판매 USD 에 14785.00000 12/11/2020	7,103,293	49,453	0.01
구입 TWD 판매 USD 에 28.58550 12/11/2020	21,557,622	48,485	0.01
구입 USD 판매 BRL 에 0.17832 12/11/2020	1,936,301	44,839	0.01
구입 CNY 판매 USD 에 6.80200 12/11/2020	2,706,711	42,196	0.01
구입 THB 판매 USD 에 31.52200 12/11/2020	3,675,564	41,565	0.01
구입 ZAR 판매 USD 에 16.74316 12/11/2020	1,261,016	37,812	0.01
구입 USD 판매 HUF 에 0.00323 12/11/2020	2,047,963	37,714	0.01
구입 CLP 판매 USD 에 785.48000 12/11/2020	2,299,656	35,910	0.01
구입 USD 판매 RON 에 0.24069 12/11/2020	6,481,212	34,900	0.01
구입 USD 판매 HUF 에 0.00340 12/11/2020	484,858	34,236	0.01
구입 ZAR 판매 USD 에 17.07546 12/11/2020	585,102	29,505	0.01
구입 USD 판매 INR 에 0.01355 12/11/2020	4,077,934	28,710	0.01
구입 INR 판매 USD 에 75.28000 12/11/2020	2,169,274	28,114	0.01
구입 USD 판매 ILS 에 0.29443 12/11/2020	6,955,735	26,070	0.01
구입 CLP 판매 USD 에 801.75000 12/11/2020	702,215	25,738	0.01
구입 USD 판매 RUB 에 0.01310 12/11/2020	577,760	23,730	0.01
구입 ZAR 판매 USD 에 16.93002 12/11/2020	538,370	22,332	0.01
구입 USD 판매 TRY 에 0.13213 12/11/2020	192,867	21,610	0.01
구입 MXN 판매 USD 에 22.02933 12/11/2020	575,244	20,366	0.01
구입 USD 판매 PEN 에 0.27894 12/11/2020	2,432,324	19,659	0.01
구입 IDR 판매 USD 에 15128.00000 12/11/2020	642,355	19,478	0.01
구입 TWD 판매 USD 에 29.15000 12/11/2020	861,772	18,995	0.01
구입 USD 판매 RON 에 0.24414 12/11/2020	881,866	17,471	0.00
구입 USD 판매 INR 에 0.01352 12/11/2020	3,447,361	16,774	0.00
구입 IDR 판매 USD 에 14985.00006 12/11/2020	665,758	13,704	0.00
구입 USD 판매 CZK 에 0.04333 12/11/2020	927,184	12,638	0.00
구입 IDR 판매 USD 에 14935.00001 12/11/2020	723,244	12,424	0.00
구입 CLP 판매 USD 에 785.53000 12/11/2020	781,978	12,261	0.00
구입 INR 판매 USD 에 75.39000 12/11/2020	825,288	11,917	0.00
구입 USD 판매 BRL 에 0.17735 12/11/2020	571,075	10,043	0.00
구입 USD 판매 PEN 에 0.27718 12/11/2020	5,799,109	9,893	0.00
구입 USD 판매 PEN 에 0.27783 12/11/2020	2,149,897	8,766	0.00
구입 USD 판매 CLP 에 0.00130 12/11/2020	2,029,134	5,888	0.00
구입 MXN 판매 USD 에 21.54961 12/11/2020	451,774	5,808	0.00
구입 MYR 판매 USD 에 4.19000 12/11/2020	706,205	5,262	0.00
구입 USD 판매 RUB 에 0.01261 12/11/2020	2,562,758	4,856	0.00
구입 PHP 판매 USD 에 48.48500 12/11/2020	4,753,602	3,934	0.00
구입 USD 판매 RON 에 0.24229 12/11/2020	315,379	3,808	0.00
구입 USD 판매 RON 에 0.24042 12/11/2020	806,753	3,449	0.00
구입 THB 판매 USD 에 31.24900 12/11/2020	1,340,357	3,418	0.00
구입 USD 판매 MYR 에 0.24349 12/11/2020	223,793	2,834	0.00
구입 IDR 판매 USD 에 14762.00009 12/11/2020	493,166	2,661	0.00
구입 USD 판매 INR 에 0.01346 12/11/2020	3,991,263	2,142	0.00
구입 MYR 판매 USD 에 4.19300 12/11/2020	243,426	1,989	0.00
구입 MYR 판매 USD 에 4.17600 12/11/2020	430,205	1,757	0.00
구입 THB 판매 USD 에 31.22010 12/11/2020	757,346	1,229	0.00
구입 MXN 판매 USD 에 21.32388 12/11/2020	374,061	841	0.00
구입 USD 판매 HUF 에 0.00318 12/11/2020	512,337	693	0.00
구입 SGD 판매 USD 에 1.36962 12/11/2020	221,413	652	0.00
구입 USD 판매 RON 에 0.23965 12/11/2020	596,344	634	0.00
구입 RUB 판매 USD 에 79.52000 12/11/2020	917,318	634	0.00
구입 IDR 판매 USD 에 14684.99999 12/11/2020	3,449,831	522	0.00
구입 MYR 판매 USD 에 4.16100 12/11/2020	723,905	346	0.00

	기본 노출 USD	미실현 이익 / (손실) USD	% 순자산
구입 USD 판매 HKD 에 0.12901 12/11/2020	46,977	20	0.00
구입 USD 판매 PLN 에 0.25258 12/11/2020	374,202	(16)	(0.00)
구입 USD 판매 RON 에 0.23939 12/11/2020	1,295,299	(36)	(0.00)
구입 IDR 판매 USD 에 14658.39981 12/11/2020	77,090	(128)	(0.00)
구입 PEN 판매 USD 에 3.61200 12/11/2020	431,777	(236)	(0.00)
구입 USD 판매 MYR 에 0.23992 12/11/2020	220,795	(476)	(0.00)
구입 MYR 판매 USD 에 4.14900 12/11/2020	220,536	(531)	(0.00)
구입 COP 판매 USD 에 3864.00000 12/11/2020	4,366,711	(695)	(0.00)
구입 PHP 판매 USD 에 48.33000 12/11/2020	353,361	(838)	(0.00)
구입 IDR 판매 USD 에 14659.99996 12/11/2020	609,130	(945)	(0.00)
구입 USD 판매 MYR 에 0.24027 12/11/2020	1,318,456	(947)	(0.00)
구입 RUB 판매 USD 에 79.24000 12/11/2020	699,794	(1,982)	(0.00)
구입 IDR 판매 USD 에 14655.00002 12/11/2020	1,067,435	(2,019)	(0.00)
구입 CLP 판매 USD 에 769.74999 12/11/2020	457,833	(2,162)	(0.00)
구입 PHP 판매 USD 에 48.32000 12/11/2020	899,464	(2,319)	(0.00)
구입 USD 판매 THB 에 0.03189 12/11/2020	438,420	(2,566)	(0.00)
구입 RON 판매 USD 에 4.15605 12/11/2020	525,452	(2,650)	(0.00)
구입 CZK 판매 USD 에 23.23174 12/11/2020	436,354	(3,049)	(0.00)
구입 ILS 판매 USD 에 3.40553 12/11/2020	2,946,447	(3,155)	(0.00)
구입 USD 판매 CLP 에 0.00129 12/11/2020	4,017,833	(3,357)	(0.00)
구입 THB 판매 USD 에 31.10800 12/11/2020	1,706,045	(3,367)	(0.00)
구입 USD 판매 THB 에 0.03198 12/11/2020	1,299,109	(4,009)	(0.00)
구입 COP 판매 USD 에 3846.00001 12/11/2020	905,372	(4,361)	(0.00)
구입 HUF 판매 USD 에 297.30910 12/11/2020	87,163	(4,854)	(0.00)
구입 ILS 판매 USD 에 3.39681 12/11/2020	1,542,610	(5,598)	(0.00)
구입 USD 판매 THB 에 0.03202 12/11/2020	3,178,153	(6,333)	(0.00)
구입 PEN 판매 USD 에 3.58230 12/11/2020	747,400	(6,551)	(0.00)
구입 USD 판매 MYR 에 0.23952 12/11/2020	1,927,180	(7,381)	(0.00)
구입 HUF 판매 USD 에 312.79470 12/11/2020	1,178,437	(7,669)	(0.00)
구입 USD 판매 MXN 에 0.04620 12/11/2020	457,582	(7,766)	(0.00)
구입 HUF 판매 USD 에 310.12390 12/11/2020	571,209	(8,563)	(0.00)
구입 USD 판매 PHP 에 0.02059 12/11/2020	3,591,007	(8,880)	(0.00)
구입 USD 판매 MYR 에 0.23815 12/11/2020	950,096	(9,048)	(0.00)
구입 MXN 판매 USD 에 21.21870 12/11/2020	3,361,429	(9,064)	(0.00)
구입 USD 판매 ILS 에 0.29242 12/11/2020	2,992,774	(9,260)	(0.00)
구입 HUF 판매 USD 에 312.20850 12/11/2020	1,184,562	(9,915)	(0.00)
구입 USD 판매 THB 에 0.03159 12/11/2020	678,531	(10,332)	(0.00)
구입 ILS 판매 USD 에 3.39595 12/11/2020	2,663,284	(10,335)	(0.00)
구입 THB 판매 USD 에 31.05800 12/11/2020	3,127,980	(11,192)	(0.00)
구입 USD 판매 CNY 에 0.14882 12/11/2020	3,851,546	(12,502)	(0.00)
구입 USD 판매 ZAR 에 0.06033 12/11/2020	664,637	(12,823)	(0.00)
구입 RON 판매 USD 에 4.07450 12/11/2020	534,036	(13,119)	(0.00)
구입 USD 판매 PHP 에 0.02057 12/11/2020	3,993,119	(13,562)	(0.00)
구입 USD 판매 MXN 에 0.04665 12/11/2020	1,860,379	(14,005)	(0.00)
구입 THB 판매 USD 에 31.00300 12/11/2020	2,798,211	(14,950)	(0.00)
구입 TWD 판매 USD 에 28.43350 12/11/2020	4,888,536	(15,058)	(0.00)
구입 COP 판매 USD 에 3807.78999 12/11/2020	1,214,207	(17,854)	(0.00)
구입 USD 판매 ZAR 에 0.05978 12/11/2020	723,469	(20,431)	(0.01)
구입 ILS 판매 USD 에 3.38477 12/11/2020	2,950,560	(21,131)	(0.01)
구입 USD 판매 ZAR 에 0.05936 12/11/2020	609,722	(21,330)	(0.01)
구입 HUF 판매 USD 에 312.13100 12/11/2020	2,504,868	(21,582)	(0.01)
구입 INR 판매 USD 에 74.04800 12/11/2020	6,994,500	(25,304)	(0.01)
구입 USD 판매 MYR 에 0.23802 12/11/2020	2,581,199	(25,982)	(0.01)
구입 RUB 판매 USD 에 78.66300 12/11/2020	2,602,541	(26,269)	(0.01)
구입 RUB 판매 USD 에 76.22000 12/11/2020	662,486	(27,054)	(0.01)
구입 USD 판매 MYR 에 0.23824 12/11/2020	3,230,958	(29,626)	(0.01)
구입 USD 판매 MXN 에 0.04530 12/11/2020	847,293	(30,631)	(0.01)
구입 USD 판매 THB 에 0.03160 12/11/2020	2,164,747	(32,863)	(0.01)
구입 USD 판매 MXN 에 0.04503 12/11/2020	880,396	(36,981)	(0.01)
구입 USD 판매 ILS 에 0.28946 12/11/2020	2,835,858	(37,407)	(0.01)
구입 USD 판매 THB 에 0.03164 12/11/2020	2,721,496	(37,838)	(0.01)
구입 ILS 판매 USD 에 3.37822 12/11/2020	4,576,345	(41,553)	(0.01)
구입 PLN 판매 USD 에 3.69611 12/11/2020	627,421	(41,663)	(0.01)
구입 TRY 판매 USD 에 7.59418 12/11/2020	427,498	(41,764)	(0.01)
구입 USD 판매 MYR 에 0.23785 12/11/2020	4,095,198	(44,210)	(0.01)
구입 BRL 판매 USD 에 5.58800 12/11/2020	1,762,899	(46,014)	(0.01)
구입 USD 판매 MXN 에 0.04568 12/11/2020	1,719,050	(48,269)	(0.01)
구입 USD 판매 KRW 에 0.00088 12/11/2020	12,048,402	(49,128)	(0.01)
구입 BRL 판매 USD 에 5.48200 12/11/2020	1,143,951	(50,992)	(0.01)
구입 TRY 판매 USD 에 7.84282 12/11/2020	769,054	(52,413)	(0.01)
구입 ILS 판매 USD 에 3.34850 12/11/2020	3,054,849	(54,373)	(0.01)
구입 USD 판매 MXN 에 0.04513 12/11/2020	1,419,980	(56,624)	(0.02)
구입 USD 판매 CNY 에 0.14620 12/11/2020	2,802,907	(58,297)	(0.02)
구입 HUF 판매 USD 에 305.74710 12/11/2020	2,021,042	(58,393)	(0.02)
구입 COP 판매 USD 에 3803.00000 12/11/2020	3,681,459	(58,695)	(0.02)
구입 USD 판매 CNY 에 0.14341 12/11/2020	1,535,326	(60,683)	(0.02)
구입 PLN 판매 USD 에 3.84625 12/11/2020	2,328,099	(66,307)	(0.02)
구입 RUB 판매 USD 에 74.47000 12/11/2020	1,100,921	(69,203)	(0.02)
구입 TRY 판매 USD 에 7.64700 12/11/2020	759,907	(69,470)	(0.02)
구입 RUB 판매 USD 에 78.29500 12/11/2020	4,879,367	(71,847)	(0.02)
구입 RUB 판매 USD 에 76.61500 12/11/2020	2,039,127	(73,135)	(0.02)
구입 MYR 판매 USD 에 4.12510 12/11/2020	9,165,828	(74,735)	(0.02)
구입 BRL 판매 USD 에 5.61222 12/11/2020	3,729,409	(81,600)	(0.02)
구입 TRY 판매 USD 에 7.49750 12/11/2020	783,727	(85,568)	(0.02)
구입 RON 판매 USD 에 4.10170 12/11/2020	4,754,125	(85,830)	(0.02)

현재 투자종목 명세서 2020년 10월 31일

	기본 노출 USD	미실현 이익 / (손실) USD	% 순자산
구입 PEN 판매 USD 에 3.52350 12/11/2020	3,526,820	(88,293)	(0.02)
구입 BRL 판매 USD 에 5.39450 12/11/2020	1,562,338	(93,467)	(0.03)
구입 USD 판매 BRL 에 0.17224 12/11/2020	9,178,954	(107,880)	(0.03)
구입 HUF 판매 USD 에 300.63050 12/11/2020	2,436,957	(110,013)	(0.03)
구입 COP 판매 USD 에 3808.50000 12/11/2020	7,733,621	(112,293)	(0.03)
구입 PLN 판매 USD 에 3.75441 12/11/2020	2,323,333	(120,068)	(0.03)
구입 USD 판매 ZAR 에 0.05893 12/11/2020	2,916,570	(122,513)	(0.03)
구입 USD 판매 KRW 에 0.00085 12/11/2020	3,365,063	(127,208)	(0.03)
구입 PLN 판매 USD 에 3.87200 12/11/2020	6,344,356	(139,434)	(0.04)
구입 PLN 판매 USD 에 3.76039 12/11/2020	2,982,592	(149,632)	(0.04)
구입 COP 판매 USD 에 3713.55000 12/11/2020	3,950,317	(154,415)	(0.04)
구입 HUF 판매 USD 에 294.08028 12/11/2020	2,378,829	(156,880)	(0.04)
구입 INR 판매 USD 에 73.43310 12/11/2020	13,971,970	(166,151)	(0.05)
구입 TRY 판매 USD 에 7.79100 12/11/2020	2,257,552	(167,757)	(0.05)
구입 HUF 판매 USD 에 302.00010 12/11/2020	4,135,778	(168,713)	(0.05)
구입 USD 판매 ZAR 에 0.05673 12/11/2020	2,348,034	(182,549)	(0.05)
구입 RUB 판매 USD 에 73.55030 12/11/2020	2,469,395	(183,804)	(0.05)
구입 USD 판매 MXN 에 0.04546 12/11/2020	6,077,251	(199,336)	(0.05)
구입 RUB 판매 USD 에 75.01000 12/11/2020	3,601,081	(201,889)	(0.06)
구입 PEN 판매 USD 에 3.55600 12/11/2020	13,225,050	(212,155)	(0.06)
구입 RUB 판매 USD 에 74.07200 12/11/2020	3,128,666	(212,335)	(0.06)
구입 USD 판매 MXN 에 0.04489 12/11/2020	5,070,336	(227,909)	(0.06)
구입 USD 판매 TWD 에 0.03448 12/11/2020	14,315,223	(237,730)	(0.06)
구입 PLN 판매 USD 에 3.72485 12/11/2020	4,073,302	(240,924)	(0.07)
구입 USD 판매 INR 에 0.01321 12/11/2020	13,949,052	(251,249)	(0.07)
구입 USD 판매 CLP 에 0.00125 12/11/2020	8,737,431	(288,771)	(0.08)
구입 USD 판매 IDR 에 0.00007 12/11/2020	24,886,875	(297,039)	(0.08)
구입 RUB 판매 USD 에 73.67150 12/11/2020	4,302,773	(313,704)	(0.09)
구입 CZK 판매 USD 에 22.09657 12/11/2020	6,825,957	(378,901)	(0.10)
구입 TRY 판매 USD 에 7.68500 12/11/2020	6,045,523	(525,378)	(0.14)
구입 USD 판매 KRW 에 0.00084 12/11/2020	19,422,823	(814,816)	(0.22)
구입 HUF 판매 USD 에 295.98500 12/11/2020	14,913,554	(893,302)	(0.24)
구입 PLN 판매 USD 에 3.72315 12/11/2020	20,854,090	(1,242,393)	(0.34)
구입 BRL 판매 USD 에 5.35460 12/11/2020	29,132,963	(1,945,472)	(0.53)
구입 USD 판매 ZAR 에 0.05660 12/11/2020	45,875,991	(3,666,339)	(1.00)
		(7,211,937)	**(1.97)**

Y-ACC 주식 (EUR) (EUR/USD 헤지)

구입 USD 판매 EUR 에 1.16809 05/11/2020	51,731	133	0.00
구입 EUR 판매 USD 에 0.84731 05/11/2020	1,416	(18)	(0.00)
구입 EUR 판매 USD 에 0.85555 04/12/2020	51,429	(131)	(0.00)
구입 EUR 판매 USD 에 0.85395 05/11/2020	50,589	(256)	(0.00)
		(272)	**(0.00)**

선물

	CCY	기본 노출	미실현 이익 / (손실) USD	% 순자산
US Long Bond Future 21/12/2020	USD	(2,490,092)	63,945	0.02
미국 10 년 Ultra Bond Future 21/12/2020	USD	(2,477,949)	23,400	0.01
US Treasury Note 10 Year Bond Future 21/12/2020	USD	(3,992,361)	20,881	0.01
US Treasury Note 5 Year Bond Future 31/12/2020	USD	(5,193,937)	6,076	0.00
Korea 10 Year Bond Future 15/12/2020	KRW	19,466,683,011	(11,031)	(0.00)
US Ultra Bond Future 21/12/2020	USD	3,811,998	(112,904)	(0.03)
			(9,633)	**(0.00)**

금리 스왑

	CCY	기본 노출	미실현 이익 / (손실) USD	% 순자산
Receive fixed 7.745% pay float. (28d MXIBTIIE) 16/02/2023	MXN	282,247,130	924,799	0.25
Receive fixed 8.635% pay float. (12m BRACETIP) 02/01/2025	BRL	30,522,073	507,939	0.14
Receive fixed 1.925% pay float. (3m HIBOR) 31/07/2029	HKD	15,096,940	177,506	0.05
Receive fixed 1.11% pay float. (6m WIBO) 12/03/2030	PLN	13,127,773	64,756	0.02
Receive fixed 1.915% pay float. (3m HIBOR) 23/01/2030	HKD	5,251,109	62,281	0.02
Pay fixed 0.695% receive float. (3m ILS) 29/10/2030	ILS	2,625,555	1,721	0.00
Pay fixed 0.708% receive float. (3m ILS) 21/09/2030	ILS	22,645,409	1,072	0.00
Receive fixed 0.71% pay float. (6m CZK PRIBOR) 03/04/2030	CZK	96,686,052	(40,473)	(0.01)
Pay fixed 1.475% receive float. (3m HIBOR) 27/02/2030	HKD	22,973,604	(156,041)	(0.04)
Pay fixed 1.345% receive float. (6m SIBOR) 31/03/2030	SGD	4,660,360	(162,989)	(0.04)
Pay fixed 0.96% receive float. (3m ILS) 24/10/2029	ILS	23,288,670	(196,666)	(0.05)
Receive fixed 1.82% pay float. (7d China) 07/05/2025	CNY	49,229,151	(242,697)	(0.07)
			941,208	**0.26**

기타 자산 및 부채	10,090,944	2.75
순자산	**366,337,771**	**100.00**

지역별 배분

국가	국가 코드	% 순자산
남아프리카 공화국	ZA	15.07
인도네시아	ID	9.79
멕시코	MX	9.00
태국	TH	8.57
중국	CN	6.40
브라질	BR	5.87
러시아	RU	5.13
루마니아	RO	4.15
콜롬비아	CO	3.87
페루	PE	3.25
체코	CZ	3.25
세르비아	RS	3.22
헝가리	HU	3.10
터키	TR	3.09
아일랜드	IE	2.83
말레이시아	MY	2.06
이집트	EG	1.75
파키스탄	PK	1.46
케냐	KE	1.45
우크라이나	UA	1.36
폴란드	PL	1.35
칠레	CL	0.88
에콰도르	EC	0.65
가나	GH	0.46
레바논	LB	0.27
카자흐스탄	KZ	0.23
우루과이	UY	0.17
도미니카 공화국	DO	0.16
필리핀	PH	0.11
현금 및 기타 순자산		1.15

Emerging Market Total Return Debt Fund [4]

현재 투자종목 명세서서 2020년 10월 31일

공인된 주식 또는 공식 증권거래소에서 거래됨

에너지

	국가 코드	CCY	주식 또는 명목	시가(USD)	% 순자산
Petrobras Global 6.75% 03/06/2050	NL	USD	10,819,000	11,886,511	1.38
Petroleos Mexicanos 7.19% 12/09/2024 Reg S	MX	MXN	244,250,000	10,023,195	1.16
Petroleos Mexicanos 5.95% 28/01/2031	MX	USD	8,475,000	7,114,763	0.83
Petroleos Mexicanos 6.95% 28/01/2060	MX	USD	7,600,000	5,952,890	0.69
Al Candelaria (Spain) 7.50% 15/12/2028 Reg S	ES	USD	4,550,000	4,927,696	0.57
Medco Oak Tree Pte 7.375% 14/05/2026 Reg S	SG	USD	4,400,000	4,277,784	0.50
Thaioil Treasury Centre 3.75% 18/06/2050 Reg S	TH	USD	4,200,000	3,885,882	0.45
Petroleos Mexicanos 7.69% 23/01/2050	MX	USD	4,450,000	3,699,663	0.43
Peru LNG Srl 5.375% 22/03/2030 Reg S	PE	USD	4,674,000	3,592,249	0.42
Kosmos Energy 7.125% 04/04/2026 Reg S	US	USD	4,000,000	3,332,160	0.39
Ecopetrol 7.375% 18/09/2043	CO	USD	1,875,000	2,352,206	0.27
Puma Int'l Fin. 5.00% 24/01/2026 Reg S	LU	USD	2,000,000	1,657,222	0.19
Anton Oilfield Services Group 7.50% 02/12/2022	KY	USD	2,500,000	1,476,256	0.17
Oleoducto Central 4.00% 14/07/2027 Reg S	CO	USD	1,400,000	1,459,150	0.17
ABM Investama 7.125% 01/08/2022 Reg S	ID	USD	2,000,000	1,304,974	0.15
Ecopetrol 5.875% 28/05/2045	CO	USD	1,200,000	1,302,900	0.15
Tupras Turkiye Petrol 4.50% 18/10/2024 Reg S	TR	USD	1,250,000	1,148,230	0.13
Petroleos Mexicanos 7.47% 12/11/2026	MX	MXN	21,050,000	780,357	0.09
Petroleos Mexicanos 6.35% 12/02/2048	MX	USD	1,000,000	766,250	0.09
Petroleos Mexicanos 6.75% 21/09/2047	MX	USD	900,000	703,445	0.08
Puma Int'l Fin. 5.125% 06/10/2024 Reg S	LU	USD	648,000	550,962	0.06
Mongolian Mining 9.25% 15/04/2024 Reg S	SU	USD	612,000	498,671	0.06
PTTEP Treasury Center 3.903% 06/12/2059 Reg S	TH	USD	350,000	375,296	0.04
HPCL-Mittal Energy 5.25% 28/04/2027	IN	USD	200,000	203,887	0.02
				73,272,599	**8.50**

유틸리티

	국가 코드	CCY	주식 또는 명목	시가(USD)	% 순자산
Eskom Holdings 8.45% 10/08/2028 Reg S	ZA	USD	7,175,000	6,862,314	0.80
Eskom Holdings 7.125% 11/02/2025 Reg S	ZA	USD	4,925,000	4,626,033	0.54
Adani Electricity Mumbai 3.949% 12/02/2030 Reg S	IN	USD	4,400,000	4,353,717	0.51
Mong Duong Fin. Holdings 5.125% 07/05/2029 Reg S	NL	USD	2,275,000	2,321,499	0.27
Star Energy Geothermal 4.85% 14/10/2038 Reg S	BM	USD	2,175,000	2,238,257	0.26
Promigas S 3.75% 16/10/2029 Reg S	SU	USD	1,850,000	1,875,919	0.22
ReNew Power Synthetic 6.67% 12/03/2024 Reg S	IN	USD	1,700,000	1,782,712	0.21
Adani Renewable Energy 4.625% 15/10/2039 Reg S	IN	USD	1,545,505	1,522,322	0.18
GCL New Energy Holdings 7.10% 30/01/2021	BM	USD	1,500,000	727,500	0.08
Greenko Investment 4.875% 16/08/2023 Reg S	MU	USD	500,000	503,147	0.06
AES Argentina Generacion 7.75% 02/02/2024 Reg S	AR	USD	250,000	169,375	0.02
				26,982,795	**3.13**

소재

	국가 코드	CCY	주식 또는 명목	시가(USD)	% 순자산
Meglobal Canada 5.875% 18/05/2030 Reg S	CA	USD	2,550,000	3,044,409	0.35
ABJA Investment 5.45% 24/01/2028	SG	USD	3,000,000	2,904,247	0.34
Vedanta Resources 6.125% 09/08/2024 Reg S	GB	USD	2,950,000	1,726,571	0.20
Suzano Austria 6.00% 15/01/2029	AT	USD	687,000	798,301	0.09
Tianqi Fin 3.75% 28/11/2022	VG	USD	1,825,000	760,454	0.09
Indonesia 5.80% 15/05/2050 Reg S	ID	USD	500,000	583,503	0.07
Indonesia 5.45% 15/05/2030 Reg S	ID	USD	500,000	570,415	0.07
Braskem Netherlands Fin. 4.50% 10/01/2028 Reg S	NL	USD	215,000	207,318	0.02
				10,595,218	**1.23**

산업재

	국가 코드	CCY	주식 또는 명목	시가(USD)	% 순자산
Mexico City Airport Trust 5.50% 31/07/2047 Reg S	MX	USD	7,500,000	6,433,125	0.75
Wijaya Karya 7.70% 31/01/2021 Reg S	ID	IDR	68,900,000,000	4,535,137	0.53
Embraer Netherlands Fin. 6.95% 17/01/2028 Reg S	NL	USD	2,500,000	2,526,114	0.29
DP World 5.625% 25/09/2048 Reg S	AE	USD	1,575,000	1,802,391	0.21
Empresa de Ferrocarriles 3.068% 18/08/2050 Reg S	CL	USD	1,850,000	1,723,969	0.20
Indika Energy Capital Pte 5.875% 09/11/2024 Reg S	SG	USD	1,800,000	1,702,979	0.20
CAR 8.875% 10/05/2022	KY	USD	700,000	604,617	0.07
GMR Int'l Airport 5.375% 10/04/2024 Reg S	IN	USD	334,000	330,207	0.04
Soechi Capital Pte 8.375% 31/01/2023 Reg S	SG	USD	250,000	153,116	0.02
				19,811,655	**2.30**

소비재

	국가 코드	CCY	주식 또는 명목	시가(USD)	% 순자산
LS Finance 2017 4.875% 15/07/2024 EMTN	VG	USD	3,500,000	3,438,292	0.40
Studio City Finance 6.50% 15/01/2028 Reg S	VG	USD	3,333,000	3,323,668	0.39
Prosus 4.027% 03/08/2050 Reg S	NL	USD	2,450,000	2,512,721	0.29
Melco Resorts Finance 5.375% 04/12/2029 Reg S	KY	USD	2,300,000	2,218,755	0.26
Studio City Finance 6.00% 15/07/2025 Reg S	VG	USD	1,650,000	1,660,313	0.19
Future Retail 5.60% 22/01/2025 Reg S	IN	USD	1,500,000	1,035,000	0.12
				14,188,749	**1.65**

소비재

	국가 코드	CCY	주식 또는 명목	시가(USD)	% 순자산
MHP Lux 6.95% 03/04/2026 Reg S	LU	USD	3,500,000	3,526,670	0.41
MHP Lux 6.25% 19/09/2029 Reg S	LU	USD	3,500,000	3,361,750	0.39
SSMS Plantation Holdings 7.75% 23/01/2023	SG	USD	416,000	246,474	0.03
				7,134,894	**0.83**

건강

	국가 코드	CCY	주식 또는 명목	시가(USD)	% 순자산
Yestar International Holdings 6.90% 15/09/2021	KY	USD	252,000	98,926	0.01
				98,926	**0.01**

금융

	국가 코드	CCY	주식 또는 명목	시가(USD)	% 순자산
Grupo Aval 4.375% 04/02/2030 Reg S	KY	USD	6,300,000	6,142,500	0.71
China Great Wall 2.375% 18/08/2030 Reg S	VG	USD	4,721,000	4,522,264	0.52
Fortune Star 6.85% 02/07/2024	VG	USD	4,175,000	4,375,592	0.51
Banque Centrale de Tunisie 5.75% 30/01/2025 Reg S	TN	USD	4,650,000	3,943,471	0.46
Alfa Bond Issuance 5.95% VRN 15/04/2030 Reg S	IE	USD	3,675,000	3,636,927	0.42
Mexarrend SAPI 10.25% 24/07/2024 Reg S	MX	USD	4,400,000	3,349,544	0.39
JSC Georgia Capital 6.125% 09/03/2024 Reg S	GE	USD	3,250,000	3,185,000	0.37
Banorte 8.375% VRN (Perpetual) Reg S	MX	USD	2,850,000	3,028,866	0.35
Akbank T.A.S. 7.20% VRN 16/03/2027 Reg S	TR	USD	3,250,000	2,977,260	0.35
Emirates 6.125% VRN (Perpetual)	AE	USD	2,700,000	2,818,166	0.33
Turkiye Is Bankasi 7.75% VRN 22/01/2030	TR	USD	3,025,000	2,778,523	0.32
TBC Bank 10.775% VRN (Perpetual) Reg S	GE	USD	2,750,000	2,770,625	0.32
GTLK Europe 4.80% 26/02/2028 Reg S	IE	USD	2,700,000	2,652,075	0.31
TBC Bank 5.75% 19/06/2024 Reg S	GE	USD	2,450,000	2,483,688	0.29
Credivalores-Crediservicios 8.875% 07/02/2025 Reg S	CO	USD	3,300,000	2,384,250	0.28
Banco Mercantil 7.50% VRN (Perpetual) Reg S	MX	USD	2,300,000	2,295,952	0.27
Mongolian Mortgage 9.75% 29/01/2022 Reg S	MN	USD	2,050,000	2,039,938	0.24
Shriram Transport Finance 5.95% 24/10/2022 Reg S	IN	USD	2,075,000	2,024,376	0.23
Uzbek Industrial Bank 5.75% 02/12/2024	UZ	USD	1,800,000	1,851,750	0.21
Eximbank Turkey 8.25% 24/01/2024 Reg S	TR	USD	1,775,000	1,802,158	0.21
Unifin Financiera 7.00% 15/01/2025 Reg S	MX	USD	2,175,000	1,746,797	0.20
Banorte 7.625% VRN (Perpetual) Reg S	MX	USD	1,300,000	1,300,000	0.15
Operadora de Servicios 8.25% 11/02/2025 Reg S	MX	USD	1,375,000	1,274,728	0.15
Chong HING Bank 5.70% VRN (Perpetual) EMTN	HK	USD	1,150,000	1,146,441	0.13
Dev. Bank of Kazakhstan 8.95% 04/05/2023 Reg S	KZ	KZT	479,500,000	1,084,917	0.13
Alfa Bond Issuance 8.00% VRN (Perpetual)	IE	USD	1,025,000	1,045,449	0.12
Sovcombank 7.75% VRN (Perpetual) Reg S	IE	USD	900,000	864,000	0.10
Vedanta Resources Fin. II 9.25% 23/04/2026 Reg S	GB	USD	1,225,000	769,300	0.09
Tuspark Forward 6.95% 18/06/2022	VG	USD	1,050,000	469,859	0.05
Tinkoff Bank 9.25% VRN (Perpetual)	IE	USD	400,000	417,600	0.05
Credito Real SAB 9.50% 07/02/2026 Reg S	MX	USD	225,000	219,769	0.03
				71,401,785	**8.29**

부동산

	국가 코드	CCY	주식 또는 명목	시가(USD)	% 순자산
China South City Holdings 11.50% 12/02/2022	HK	USD	3,975,000	3,937,640	0.46
China Evergrande Group 12.00% 22/01/2024	KY	USD	3,487,000	2,946,285	0.34
China Evergrande Group 11.50% 22/01/2023	KY	USD	3,125,000	2,617,015	0.30
Wanda Group Overseas 7.50% 24/07/2022	HK	USD	2,500,000	2,381,128	0.28
Redco Properties Group 8.50% 19/08/2021	KY	USD	1,739,000	1,734,656	0.20
Jababeka International 6.50% 05/10/2023 Reg S	NL	USD	2,000,000	1,695,104	0.20
KWG Group Holdings 7.40% 13/01/2027	KY	USD	1,437,000	1,442,531	0.17
Easy Tactic 8.125% 11/07/2024	VG	USD	1,350,000	1,135,552	0.13
Kaisa Group Holdings 11.50% 30/01/2023	KY	USD	999,000	1,011,417	0.12
Kaisa Group Holdings 10.50% 15/01/2025	KY	USD	1,000,000	935,000	0.11
Redsun Properties Group 9.70% 16/04/2023	KY	USD	900,000	925,899	0.11
APL Realty Holdings Pte 5.95% 02/06/2024	SG	USD	1,000,000	693,557	0.08
Fantasia Holdings Group 12.25% 18/10/2022	KY	USD	600,000	631,479	0.07
Lodha Developers International 14.00% 12/03/2023	MU	USD	600,000	558,000	0.06
Theta Capital 6.75% 31/10/2026	SG	USD	600,000	496,526	0.06
Theta Capital 8.125% 22/01/2025	SG	USD	300,000	271,500	0.03
				23,413,289	**2.72**

정부

	국가 코드	CCY	주식 또는 명목	시가(USD)	% 순자산
Ethiopia Int'l Bond 6.625% 11/12/2024 Reg S	ET	USD	13,337,000	13,471,704	1.56
Turkey 6.375% 14/10/2025	TR	USD	12,100,000	11,844,690	1.37
Thailand 1.25% 12/03/2028	TH	THB	296,000,000	9,645,743	1.12
Indonesia 7.00% 15/09/2030	ID	IDR	130,000,000,000	9,160,000	1.06
Ecuador 0.50% 31/07/2035 Reg S	EC	USD	16,543,019	9,098,660	1.06
Egypt 8.875% 29/05/2050 Reg S	EG	USD	8,775,000	8,896,832	1.03
Bolivia 4.50% 20/03/2028 Reg S	BO	USD	10,000,000	8,725,100	1.01
Ghana 8.125% 26/03/2032 Reg S	GH	USD	7,250,000	6,690,953	0.78
Indonesia 6.125% 15/05/2028	ID	IDR	100,000,000,000	6,668,718	0.77
Egypt 16.10% 07/05/2029	EG	EGP	89,461,000	6,135,788	0.71
Indonesia 7.00% 15/05/2027	ID	IDR	85,000,000,000	6,022,359	0.70
Iraq 5.80% 15/01/2028 Reg S	IQ	USD	6,328,125	5,473,828	0.64
South Africa 5.875% 22/06/2030	ZA	USD	5,128,000	5,431,937	0.63
Oman 6.75% 17/01/2048 Reg S	OM	USD	6,160,000	5,062,756	0.59
Zambia 8.97% 30/07/2027 Reg S	ZM	USD	11,650,000	5,027,051	0.58
Argentina 0.125% 09/07/2035	AR	USD	15,080,130	4,893,502	0.57
Kenya 11.75% 08/10/2035	KE	KES	500,000,000	4,750,947	0.55
Romania 5.00% 12/02/2029	RO	RON	17,000,000	4,600,402	0.53
Ukraine 8.994% 01/02/2024 Reg S	UA	USD	4,300,000	4,595,272	0.53
Oman 6.00% 01/08/2029 Reg S	OM	USD	5,000,000	4,582,485	0.53
Egypt 13.837% 19/11/2024	EG	EGP	67,622,000	4,253,676	0.49

* 이사회 결정으로 가격이 책정된 유가증권.
전체 주석 목록은 6페이지에 나와 있습니다.
별첨 재무제표에 대한 주석은 본 재무제표의 중요한 일부입니다. 투자종목 명세서 및 지역별 배분의 순자산 비율은 반올림되었습니다.

현재 투자종목 명세서서 2020년 10월 31일

	국가 코드	CCY	주식 또는 명목	시가(USD)	% 순자산
Ecuador 0.50% 31/07/2030 Reg S	EC	USD	6,312,600	4,197,879	0.49
Oman 6.75% 28/10/2027 Reg S	OM	USD	4,200,000	4,087,364	0.47
Iraq 6.752% 09/03/2023 Reg S	IQ	USD	4,300,000	4,020,328	0.47
Oman 6.50% 08/03/2047 Reg S	OM	USD	4,825,000	3,920,313	0.46
Ecuador 0.50% 31/07/2040 Reg S	EC	USD	7,581,800	3,790,900	0.44
Argentina 0.125% 09/07/2030	AR	USD	9,572,415	3,489,145	0.40
Russia 5.10% 28/03/2035 Reg S	RU	USD	2,600,000	3,167,372	0.37
Egypt 17.70% 07/08/2025	EG	EGP	43,283,000	3,086,527	0.36
Ghana 7.875% 26/03/2027 Reg S	GH	USD	3,150,000	3,070,463	0.36
Peru 5.40% 12/08/2034 Reg S	PE	PEN	10,490,000	3,064,375	0.36
Oman 5.625% 17/01/2028 Reg S	OM	USD	3,300,000	3,025,179	0.35
Angola 8.00% 26/11/2029 Reg S	AO	USD	3,800,000	2,948,914	0.34
Peru 6.15% 12/08/2032	PE	PEN	8,900,000	2,845,336	0.33
Ukraine 0.00% VRN 31/05/2040	UA	USD	3,100,000	2,697,000	0.31
Honduras 5.625% 24/06/2030 Reg S	HN	USD	2,400,000	2,664,000	0.31
Egypt 15.90% 02/07/2024	EG	EGP	39,100,000	2,616,217	0.30
Angola 9.50% 12/11/2025 Reg S	AO	USD	2,850,000	2,458,034	0.29
Azerbaijan 3.50% 01/09/2032 Reg S	AZ	USD	2,525,000	2,453,929	0.28
Romania 4.00% 14/02/2051 Reg S	RO	USD	2,260,000	2,309,743	0.27
Nigeria 8.747% 21/01/2031 Reg S	NG	USD	2,200,000	2,292,004	0.27
Ghana 7.625% 16/05/2029 Reg S	GH	USD	2,450,000	2,279,995	0.26
Oman 5.375% 08/03/2027 Reg S	OM	USD	2,475,000	2,276,248	0.26
Kenya 7.25% 28/02/2028 Reg S	KE	USD	2,079,000	2,182,064	0.25
Turkey 4.875% 16/04/2043	TR	USD	2,950,000	2,162,719	0.25
Sri Lanka 6.85% 14/03/2024 Reg S	LK	USD	3,525,000	2,009,389	0.23
Trinidad & Tobago 4.50% 30/06/2030 Reg S	TT	USD	1,975,000	2,007,094	0.23
Sri Lanka 7.55% 28/03/2030 Reg S	LK	USD	3,400,000	1,866,963	0.22
Angola 8.25% 09/05/2028 Reg S	AO	USD	2,174,000	1,717,538	0.20
Nigeria 7.875% 16/02/2032 Reg S	NG	USD	1,750,000	1,704,806	0.20
Bahrain 7.375% 14/05/2030 Reg S	BH	USD	1,525,000	1,693,847	0.20
Kenya 8.00% 22/05/2032 Reg S	KE	USD	1,500,000	1,581,840	0.18
Russia 5.25% 23/06/2047 Reg S	RU	USD	1,200,000	1,577,364	0.18
Oman 4.75% 15/06/2026 Reg S	OM	USD	1,700,000	1,561,307	0.18
Sri Lanka 7.85% 14/03/2029 Reg S	LK	USD	2,825,000	1,553,663	0.18
Sri Lanka 6.85% 03/11/2025 Reg S	LK	USD	2,750,000	1,540,086	0.18
El Salvador 9.50% 15/07/2052 Reg S	SV	USD	1,725,000	1,502,492	0.17
Dominican Republic Bond 5.875% 30/01/2060 Reg S	DO	USD	1,550,000	1,488,000	0.17
Egypt 14.217% 15/10/2026	EG	EGP	23,023,000	1,465,860	0.17
Hungary 3.00% 21/08/2030	HU	HUF	430,000,000	1,461,311	0.17
Zambia 5.375% 20/09/2022 Reg S	ZM	USD	3,143,000	1,388,614	0.16
Ghana 6.375% 11/02/2027 Reg S	GH	USD	1,425,000	1,330,736	0.15
Abu Dhabi 2.70% 02/09/2070 Reg S	AE	USD	1,450,000	1,327,997	0.15
Ghana 10.75% 14/10/2030 Reg S	GH	USD	1,000,000	1,229,178	0.14
El Salvador 7.625% 01/02/2041 Reg S	SV	USD	1,250,000	963,763	0.11
Nigeria 7.625% 28/11/2047 Reg S	NG	USD	1,000,000	916,080	0.11
Nigeria 6.50% 28/11/2027 Reg S	NG	USD	900,000	876,375	0.10
Argentina 0.125% 09/07/2030	AR	EUR	1,891,500	773,826	0.09
Egypt 14.35% 10/09/2024	EG	EGP	11,511,000	735,966	0.09
South Africa 6.25% 08/03/2041	ZA	USD	700,000	692,524	0.08
South Africa 6.30% 22/06/2048	ZA	USD	700,000	674,058	0.08
Argentina 0.125% 09/07/2041	AR	USD	2,000,000	673,000	0.08
Zambia 8.50% 14/04/2024 Reg S	ZM	USD	1,450,000	639,957	0.07
Sri Lanka 6.75% 18/04/2028 Reg S	LK	USD	1,000,000	540,056	0.06
Argentina 1.00% 09/07/2029	AR	USD	1,215,689	500,864	0.06
Angola 9.375% 08/05/2048 Reg S	AO	USD	550,000	423,500	0.05
Armenia 3.95% 26/09/2029 Reg S	AM	USD	425,000	402,362	0.05
Argentina 0.500% 09/07/2029	AR	EUR	64,485	28,613	0.00
				254,987,480	**29.59**
개방형 펀드					
Fidelity ILF - The US Dollar Fund - A-ACC-USD	IE	USD	3,634	66,006,343	7.66
				66,006,343	**7.66**
커뮤니케이션 서비스					
Axiata SPV5 3.064% 19/08/2050 EMTN	MY	USD	3,150,000	3,025,592	0.35
SoftBank Group 5.125% 19/09/2027	JP	USD	1,462,000	1,480,458	0.17
SoftBank Group 6.125% 20/04/2025	JP	USD	1,229,000	1,315,030	0.15
Turkcell Iletisim Hizmetleri 5.75% 15/10/2025 Reg S	TR	USD	1,250,000	1,247,750	0.14
Turkcell Iletisim Hizmetleri 5.80% 11/04/2028 Reg S	TR	USD	1,250,000	1,211,900	0.14
Globe Telecom 2.50% 23/07/2030 Reg S	PH	USD	1,175,000	1,142,271	0.13
Globe Telecom 3.00% 23/07/2035 Reg S	PH	USD	1,175,000	1,116,432	0.13
Dr Peng Holding HongKong 7.55% 01/12/2021	HK	USD	1,159,000	802,608	0.09
SoftBank Group 6.25% 15/04/2028	JP	USD	662,000	719,408	0.08
				12,061,449	**1.40**
증권 자격 취득 또는 기타 통제 된 시장 에서 죽음을 맞게					
에너지					
Tengizchevroil Finance 3.25% 15/08/2030 Reg S	BM	USD	3,150,000	3,194,037	0.37
Petroleos Mexicanos 5.35% 12/02/2028	MX	USD	3,500,000	2,994,040	0.35
Geopark 5.50% 17/01/2027 Reg S	BM	USD	3,000,000	2,647,530	0.31
Oil and Gas Holding 7.50% 25/10/2027 Reg S	BH	USD	1,800,000	1,903,811	0.22
Petroleos Mexicanos 6.84% 23/01/2030	MX	USD	1,825,000	1,631,550	0.19
Vivo Energy 5.125% 24/09/2027 Reg S	NL	USD	725,000	756,655	0.09
YPF 8.50% 23/03/2025 Reg S	AR	USD	901,000	581,145	0.07
				13,708,768	**1.59**
유틸리티					
Comision Federal de Electric 5.00% 30/07/2049 EMTN	MX	USD	12,542,500	13,106,913	1.52
Empresas Publicas 4.375% 15/02/2031 Reg S	CO	USD	4,025,000	4,120,634	0.48
Empresa Electrica Guacolda 4.56% 30/04/2025 Reg S	CL	USD	1,270,000	1,012,645	0.12
AES Gener 7.125% VRN 26/03/2079 Reg S	CL	USD	937,000	972,742	0.11
Generacion Mediterranea 9.625% 27/07/2023 Reg S	AR	USD	409,000	209,338	0.02
Energuate Trust 5.875% 03/05/2027 Reg S	KY	USD	200,000	206,302	0.02
Empresa Distribuidora 9.75% 25/10/2022 Reg S	AR	USD	150,000	112,500	0.01
				19,741,074	**2.29**
소재					
Alpek 4.25% 18/09/2029 Reg S	MX	USD	5,000,000	5,121,375	0.59
Braskem Netherland 4.50% 31/01/2030 Reg S	NL	USD	2,100,000	1,942,080	0.23
Braskem Finance 6.45% 03/02/2024	KY	USD	1,432,000	1,530,106	0.18
First Quantum Minerals 6.875% 01/03/2026 144A	CA	USD	1,350,000	1,342,406	0.16
First Quantum Minerals 7.25% 01/04/2023 Reg S	CA	USD	1,272,000	1,280,300	0.15
Braskem America 7.125% 22/07/2041 Reg S	US	USD	850,000	910,563	0.11
First Quantuam Minerals 6.875% 15/10/2027 144A	CA	USD	908,000	908,000	0.11
Votorantim 7.25% 05/04/2041 Reg S	LU	USD	200,000	256,002	0.03
				13,290,832	**1.54**
산업재					
Prumo Investimentos 7.50% 31/12/2031 Reg S	BR	USD	2,234,679	2,388,313	0.28
Elementia 5.50% 15/01/2025 Reg S	MX	USD	900,000	903,150	0.10
				3,291,463	**0.38**
정보 기술					
IHS Netherlands 7.125% 18/03/2025 Reg S	NL	USD	1,800,000	1,827,000	0.21
PLT VII Finance 4.625% 05/01/2026 Reg S	LU	EUR	1,178,000	1,379,291	0.16
IHS Netherlands 8.00% 18/09/2027 Reg S	NL	USD	675,000	690,188	0.08
				3,896,479	**0.45**
소비재					
VTR Finance 6.375% 15/07/2028 Reg S	NL	USD	3,750,000	4,007,813	0.47
GEMS Education Delaware 7.125% 31/07/2026 Reg S	SU	USD	3,150,000	3,122,438	0.36
				7,130,251	**0.83**
소비재					
Walnut Bidco 9.125% 01/08/2024 Reg S	GB	USD	3,000,000	3,080,778	0.36
				3,080,778	**0.36**
금융					
Banco Nacional de Panama 2.50% 11/08/2030 Reg S	PA	USD	5,550,000	5,521,085	0.64
Yapi ve Kredi Bank 13.875% VRN (Perpetual) Reg S	TR	USD	5,025,000	5,326,500	0.62
Citigroup 0.00% 21/12/2020 EMTN	PK	PKR	807,400,000	4,996,033	0.58
Unifin Financiera 8.375% 27/01/2028 Reg S	MX	USD	3,250,000	2,606,500	0.30
Itau Unibanco Holding 4.625% VRN (Perpetual) Reg S	BR	USD	3,000,000	2,598,030	0.30
Global Aircraft Leasing 6.50% 15/09/2024 144A	KY	USD	3,212,375	2,160,322	0.25
Alpha Holding 9.00% 10/02/2025 Reg S	MX	USD	2,725,000	2,044,431	0.24
Banco BTG Pactual 7.75% VRN 15/02/2029 Reg S	BR	USD	1,200,000	1,233,312	0.14
				26,486,213	**3.07**
부동산					
PLA Administradora 4.962% 18/07/2029 Reg S	MX	USD	1,000,000	1,060,000	0.12
China Evergrande Group 8.90% 24/05/2021	KY	USD	1,000,000	957,188	0.11
				2,017,188	**0.23**
정부					
South Africa 7.00% 28/02/2031	ZA	ZAR	460,000,000	23,207,143	2.69
Russia 7.70% 16/03/2039	RU	RUB	1,522,300,000	21,820,033	2.53
Serbia 5.875% 08/02/2028	RS	RSD	1,542,000,000	17,962,597	2.08
Colombia 7.00% 30/06/2032	CO	COP	28,900,000,000	7,990,727	0.93
South Africa 8.875% 28/02/2035	ZA	ZAR	130,000,000	6,701,000	0.78
Russia 7.65% 10/04/2030	RU	RUB	335,000,000	4,691,287	0.54
Malaysia 4.065% 15/06/2050	MY	MYR	18,000,000	4,464,634	0.52
China 2.68% 21/05/2030	CN	CNY	30,000,000	4,300,262	0.50
Mexico 5.00% 27/04/2051	MX	USD	3,087,000	3,529,985	0.41
Ukraine 16.75% 16/06/2021	UA	UAH	89,025,000	3,263,693	0.38
Ukraine 15.84% 26/02/2025	UA	UAH	76,475,000	3,019,025	0.35
China 1.99% 09/04/2025	CN	CNY	20,000,000	2,860,400	0.33
Bermuda 3.375% 20/08/2050 Reg S	BM	USD	2,725,000	2,857,844	0.33
Bermuda 2.375% 20/08/2030 Reg S	BM	USD	1,650,000	1,697,438	0.20
Ghana 24.75% 19/07/2021	GH	GHS	8,650,000	1,559,689	0.18
China 2.36% 02/07/2023	CN	CNY	10,000,000	1,472,286	0.17
Surinam 9.25% 26/10/2026 Reg S	SR	USD	2,450,000	1,310,750	0.15
Ukraine 15.70% 20/01/2021	UA	UAH	34,600,000	1,233,581	0.14
South Africa 8.75% 28/02/2048	ZA	ZAR	25,750,000	1,205,776	0.14

현재 투자종목 명세서서 2020년 10월 31일

	국가 코드	CCY	주식 또는 명목	시가(USD)	% 순자산
Ukraine 18.00% 24/03/2021	UA	UAH	32,300,000	1,171,986	0.14
Ukraine 16.75% 02/06/2021	UA	UAH	26,200,000	955,063	0.11
Peru 5.35% 12/08/2040 Reg S	PE	PEN	3,000,000	813,166	0.09
Uruguay 8.50% 15/03/2028 Reg S	UY	UYU	25,700,000	628,437	0.07
				118,716,802	13.78
커뮤니케이션 서비스					
Kenbourne Invest 6.875% 26/11/2024 Reg S	LU	USD	3,950,000	4,132,688	0.48
Millicom Intl. Cellular 4.50% 27/04/2031 Reg S	LU	USD	625,000	636,406	0.07
				4,769,094	0.55
목록에 없음					
에너지					
Nostrum O&G 8.00% 25/07/2022 Reg S (Defaulted)	NL	USD	1,425,000	377,625	0.04
Nostrum Oil & Gas Finance 7.00% 16/02/2025 Reg S	NL	USD	1,200,000	306,000	0.04
PDVSA 6.00% 16/05/2024 Reg S (Defaulted)	VE	USD	500,000	20,500	0.00
PDVSA 9.00% 17/11/2021 Reg S (Defaulted)	VE	USD	500,000	19,500	0.00
PDVSA 6.00% 15/11/2026 Reg S (Defaulted)	VE	USD	500,000	19,500	0.00
PDVSA 12.75% 17/02/2022 Reg S (Defaulted)	VE	USD	500,000	19,500	0.00
				762,625	0.09
산업재					
Jain Int'l Trading 7.125% 01/02/2022 (Defaulted)	NL	USD	700,000	136,500	0.02
Blue Skyview 15.758% VRN (Perpetual) (Defaulted)	VG	USD	250,000	62,954	0.01
				199,454	0.02
소비재					
Top Wise Excellence 6.00% 16/03/2020 (Defaulted)	VG	USD	500,000	54,250	0.01
				54,250	0.01
금융					
Stoneway Cap. 10.00% 01/03/2027 Reg S (Defaulted)	CA	USD	9,298,622	3,277,764	0.38
Tianjin State-OCI. & Management. 1.60% 17/12/2039*	CN	USD	456,000	93,480	0.01
Yihua Overseas Invest. 8.50% 23/10/2020 (Defaulted)	VG	USD	225,000	18,000	0.00
				3,389,244	0.39
부동산					
JGC Ventures 10.75% 30/08/2021 (Defaulted)	SG	USD	925,000	379,250	0.04
				379,250	0.04
정부					
Ghana 19.50% 09/11/2020	GH	GHS	13,000,000	2,253,886	0.26
Lebanon 8.20% 17/05/2033 (Defaulted)	LB	USD	8,000,000	1,140,000	0.13
Lebanon 8.25% 17/05/2034 (Defaulted)	LB	USD	3,000,000	427,500	0.05
Lebanon 6.375% 09/03/2020 GMTN (Defaulted)	LB	USD	2,400,000	416,304	0.05
Lebanon 6.85% 23/03/2027 (Defaulted)	LB	USD	2,500,000	372,793	0.04
Lebanon 7.15% 20/11/2031 GMTN (Defaulted)	LB	USD	2,250,000	328,635	0.04
Lebanon 6.65% 26/02/2030 GMTN (Defaulted)	LB	USD	1,820,000	268,450	0.03
Lebanon 7.25% 23/03/2037 (Defaulted)	LB	USD	1,400,000	211,078	0.02
Lebanon 6.15% 19/06/2020 GMTN (Defaulted)	LB	USD	1,125,000	190,395	0.02
Lebanon 6.85% 25/05/2029 (Defaulted) EMTN	LB	USD	950,000	140,125	0.02
Lebanon 8.25% 12/04/2021 Reg S (Defaulted)	LB	USD	800,000	129,320	0.02
Lebanon 6.75% 29/11/2027 (Defaulted)	LB	USD	865,000	128,496	0.01
Lebanon 6.20% 26/02/2025 (Defaulted) GMTN	LB	USD	650,000	97,026	0.01
Lebanon 6.65% 22/04/2024 (Defaulted)	LB	USD	600,000	89,658	0.01
Lebanon 6.65% 03/11/2028 GMTN (Defaulted)	LB	USD	500,000	74,058	0.01
Lebanon 6.25% 12/06/2025 (Defaulted)	LB	USD	350,000	52,115	0.01
				6,319,839	0.73
단주				(12)	(0.00)
총 투자 (비용 USD 869,535,811)				807,188,774	93.69

	CCY	기본 노출	미실현 이익 / (손실) USD	% 순자산
신용 디폴트 스왑 (Credit Default Swap)				
매수 보호 브라질 4.25% 20/12/2025	USD	18,550,000	1,054,440	0.12
매도 보호 인도네시아 3.7% 20/06/2025	USD	7,018,000	36,923	0.00
매도 보호 CDX EM CDSI S33 5 년 20/06/202	USD	3,500,000	(110,702)	(0.01)
			980,661	0.11

	기본 노출 USD	미실현 이익 / (손실) USD	% 순자산
선물환 계약			
구입 MXN 판매 USD 에 22.68070 12/11/2020	59,544,855	3,931,102	0.46
구입 KRW 판매 USD 에 1185.38000 12/11/2020	24,498,685	1,084,005	0.13
구입 USD 판매 HUF 에 0.00342 12/11/2020	12,641,863	981,105	0.11
구입 USD 판매 TRY 에 0.13219 12/11/2020	8,463,697	952,687	0.11
구입 USD 판매 HUF 에 0.00324 12/11/2020	48,510,554	935,169	0.11
구입 MXN 판매 USD 에 22.58640 12/11/2020	12,572,167	774,282	0.09
구입 USD 판매 BRL 에 0.18783 12/11/2020	8,875,934	689,986	0.08
구입 ZAR 판매 USD 에 17.54300 12/11/2020	8,650,402	685,017	0.08
구입 CNY 판매 USD 에 6.99235 12/11/2020	14,656,589	645,037	0.07
구입 KRW 판매 USD 에 1188.55000 12/11/2020	12,606,874	593,028	0.07
구입 IDR 판매 USD 에 14965.00000 12/11/2020	30,371,844	583,785	0.07
구입 KRW 판매 USD 에 1181.56000 12/11/2020	12,879,123	526,528	0.06
구입 USD 판매 COP 에 0.00027 12/11/2020	8,571,205	513,931	0.06
구입 MYR 판매 USD 에 4.18990 12/11/2020	66,909,950	496,941	0.06
구입 USD 판매 PLN 에 0.26773 12/11/2020	7,157,092	429,060	0.05
구입 MXN 판매 USD 에 22.37407 12/11/2020	8,073,095	416,630	0.05
구입 USD 판매 PLN 에 0.26231 12/11/2020	10,204,824	392,891	0.05
구입 USD 판매 PLN 에 0.26296 12/11/2020	8,933,547	366,737	0.04
구입 USD 판매 COP 에 0.00026 12/11/2020	31,556,742	352,581	0.04
구입 USD 판매 RUB 에 0.01349 12/11/2020	4,875,147	351,496	0.04
구입 KRW 판매 USD 에 1160.60000 12/11/2020	15,419,082	345,662	0.04
구입 CLP 판매 USD 에 803.88000 12/11/2020	8,548,722	336,874	0.04
구입 KRW 판매 USD 에 1162.23000 12/11/2020	12,844,521	306,390	0.04
구입 USD 판매 PEN 에 0.28079 12/11/2020	19,877,835	293,446	0.03
구입 USD 판매 HUF 에 0.00327 12/11/2020	9,209,483	276,580	0.03
구입 PHP 판매 USD 에 49.35200 12/11/2020	14,503,850	271,574	0.03
구입 CLP 판매 USD 에 795.35500 12/11/2020	8,334,702	236,569	0.03
구입 CLP 판매 USD 에 778.27000 12/11/2020	33,395,688	210,159	0.02
구입 ZAR 판매 USD 에 16.63130 12/11/2020	9,080,589	209,800	0.02
구입 USD 판매 HUF 에 0.00328 12/11/2020	6,498,230	209,122	0.02
구입 USD 판매 INR 에 0.01357 12/11/2020	23,906,164	207,944	0.02
구입 USD 판매 TRY 에 0.13193 12/11/2020	1,874,432	206,835	0.02
구입 USD 판매 RUB 에 0.01306 12/11/2020	5,423,060	205,780	0.02
구입 USD 판매 PLN 에 0.25723 12/11/2020	10,170,725	186,873	0.02
구입 INR 판매 USD 에 74.82000 12/11/2020	27,377,747	185,353	0.02
구입 IDR 판매 USD 에 14811.00000 12/11/2020	20,776,455	181,436	0.02
구입 USD 판매 RUB 에 0.01281 12/11/2020	9,876,298	176,977	0.02
구입 TWD 판매 USD 에 28.58550 12/11/2020	72,666,352	163,434	0.02
구입 USD 판매 HUF 에 0.00323 12/11/2020	7,310,805	134,631	0.02
구입 CLP 판매 USD 에 785.48000 12/11/2020	8,441,492	131,818	0.02
구입 USD 판매 BRL 에 0.17784 12/11/2020	6,247,209	127,389	0.01
구입 USD 판매 MXN 에 0.04786 12/11/2020	6,218,817	114,105	0.01
구입 INR 판매 USD 에 75.28000 12/11/2020	8,760,135	113,531	0.01
구입 USD 판매 EUR 에 1.18657 12/11/2020	6,044,313	110,426	0.01
구입 USD 판매 PLN 에 0.27272 12/11/2020	1,336,193	106,491	0.01
구입 CNY 판매 USD 에 6.85225 12/11/2020	4,267,357	98,542	0.01
구입 USD 판매 INR 에 0.01355 12/11/2020	13,914,097	97,960	0.01
구입 USD 판매 ILS 에 0.29443 12/11/2020	24,274,166	90,980	0.01
구입 THB 판매 USD 에 31.52200 12/11/2020	7,971,417	90,144	0.01
구입 USD 판매 CZK 에 0.04558 12/11/2020	1,330,956	88,325	0.01
구입 USD 판매 BRL 에 0.18612 12/11/2020	1,251,359	84,952	0.01
구입 USD 판매 RUB 에 0.01328 12/11/2020	1,475,616	81,828	0.01
구입 ZAR 판매 USD 에 17.15902 12/11/2020	1,397,224	77,641	0.01
구입 USD 판매 BRL 에 0.18308 12/11/2020	1,406,820	70,973	0.01
구입 USD 판매 INR 에 0.01352 12/11/2020	12,377,474	60,226	0.01
구입 USD 판매 RUB 에 0.01311 12/11/2020	1,376,479	57,006	0.01
구입 CLP 판매 USD 에 801.38000 12/11/2020	1,408,175	50,939	0.01
구입 USD 판매 CZK 에 0.04329 12/11/2020	3,561,968	45,349	0.01
구입 USD 판매 ZAR 에 0.06201 12/11/2020	5,519,717	44,544	0.01
구입 USD 판매 BRL 에 0.18006 12/11/2020	1,313,404	43,529	0.01
구입 USD 판매 RUB 에 0.01294 12/11/2020	1,532,522	43,006	0.00
구입 ZAR 판매 USD 에 16.74316 12/11/2020	1,377,637	41,309	0.00
구입 USD 판매 PEN 에 0.27718 12/11/2020	21,067,938	35,942	0.00
구입 USD 판매 PEN 에 0.28321 12/11/2020	1,425,300	33,493	0.00
구입 TWD 판매 USD 에 29.19000 12/11/2020	1,345,769	31,550	0.00
구입 USD 판매 PEN 에 0.27783 12/11/2020	7,143,658	29,126	0.00
구입 TWD 판매 USD 에 29.10500 12/11/2020	1,333,654	27,291	0.00
구입 CNY 판매 USD 에 6.74280 12/11/2020	3,779,735	25,515	0.00
구입 IDR 판매 USD 에 14969.99997 12/11/2020	1,204,636	23,565	0.00
구입 USD 판매 RON 에 0.24230 12/11/2020	1,893,413	22,949	0.00
구입 ZAR 판매 USD 에 16.47371 12/11/2020	1,531,652	20,539	0.00
구입 USD 판매 MXN 에 0.04748 12/11/2020	1,669,669	17,027	0.00
구입 USD 판매 CZK 에 0.04328 12/11/2020	1,287,870	16,227	0.00
구입 USD 판매 RUB 에 0.01274 12/11/2020	1,262,881	15,201	0.00
구입 USD 판매 RUB 에 0.01261 12/11/2020	7,628,267	14,455	0.00
구입 PHP 판매 USD 에 48.48500 12/11/2020	16,502,795	13,659	0.00
구입 MYR 판매 USD 에 4.18100 12/11/2020	2,339,632	12,370	0.00
구입 SGD 판매 USD 에 1.36962 12/11/2020	4,083,620	12,024	0.00
구입 USD 판매 RON 에 0.24121 12/11/2020	1,489,785	11,252	0.00
구입 USD 판매 KRW 에 0.00089 12/11/2020	1,426,016	10,966	0.00
구입 ZAR 판매 USD 에 16.68593 12/11/2020	348,138	9,213	0.00
구입 USD 판매 INR 에 0.01346 12/11/2020	14,280,407	7,663	0.00
구입 USD 판매 CLP 에 0.00130 12/11/2020	2,609,729	6,132	0.00

현재 투자종목 명세서서 2020년 10월 31일

	기본 노출 USD	미실현 이익 / (손실) USD	% 순자산
구입 MXN 판매 USD 에 21.35880 12/11/2020	1,319,409	5,130	0.00
구입 ZAR 판매 USD 에 16.64314 12/11/2020	143,963	3,431	0.00
구입 USD 판매 MXN 에 0.04706 12/11/2020	1,589,579	1,993	0.00
구입 BRL 판매 USD 에 5.74380 12/11/2020	1,768,167	1,861	0.00
구입 IDR 판매 USD 에 14685.00000 12/11/2020	12,160,635	1,840	0.00
구입 USD 판매 HKD 에 0.12901 12/11/2020	1,444,662	625	0.00
구입 TWD 판매 USD 에 28.51730 12/11/2020	1,491,691	(212)	(0.00)
구입 USD 판매 MYR 에 0.24019 12/11/2020	1,436,399	(1,480)	(0.00)
구입 MXN 판매 USD 에 21.23869 12/11/2020	2,108,840	(3,705)	(0.00)
구입 MYR 판매 USD 에 4.14700 12/11/2020	1,754,521	(5,067)	(0.00)
구입 USD 판매 MXN 에 0.04686 12/11/2020	1,744,072	(5,128)	(0.00)
구입 USD 판매 CNY 에 0.14914 12/11/2020	4,749,620	(5,179)	(0.00)
구입 MXN 판매 USD 에 20.99967 12/11/2020	422,768	(5,492)	(0.00)
구입 USD 판매 ZAR 에 0.06121 12/11/2020	1,331,039	(6,580)	(0.00)
구입 USD 판매 MXN 에 0.04620 12/11/2020	417,276	(7,082)	(0.00)
구입 MYR 판매 USD 에 4.13500 12/11/2020	1,322,612	(7,636)	(0.00)
구입 PHP 판매 USD 에 48.32000 12/11/2020	2,980,236	(7,684)	(0.00)
구입 HUF 판매 USD 에 297.30910 12/11/2020	144,294	(8,036)	(0.00)
구입 USD 판매 THB 에 0.03187 12/11/2020	1,308,201	(8,729)	(0.00)
구입 HUF 판매 USD 에 312.79470 12/11/2020	1,387,306	(9,029)	(0.00)
구입 THB 판매 USD 에 31.10800 12/11/2020	5,264,209	(10,391)	(0.00)
구입 ILS 판매 USD 에 3.40553 12/11/2020	10,187,254	(10,907)	(0.00)
구입 USD 판매 MYR 에 0.23838 12/11/2020	1,374,365	(11,791)	(0.00)
구입 USD 판매 MYR 에 0.23987 12/11/2020	5,020,665	(12,030)	(0.00)
구입 USD 판매 THB 에 0.03200 12/11/2020	5,812,408	(14,078)	(0.00)
구입 RUB 판매 USD 에 78.92000 12/11/2020	2,222,593	(15,246)	(0.00)
구입 HUF 판매 USD 에 311.19820 12/11/2020	1,395,811	(16,162)	(0.00)
구입 USD 판매 ZAR 에 0.06078 12/11/2020	1,401,414	(16,707)	(0.00)
구입 USD 판매 THB 에 0.03157 12/11/2020	1,343,781	(21,486)	(0.00)
구입 BRL 판매 USD 에 5.64670 12/11/2020	1,356,899	(21,535)	(0.00)
구입 ILS 판매 USD 에 3.39681 12/11/2020	6,242,331	(22,653)	(0.00)
구입 USD 판매 CNY 에 0.14679 12/11/2020	1,462,317	(24,687)	(0.00)
구입 ILS 판매 USD 에 3.39595 12/11/2020	7,815,781	(30,331)	(0.00)
구입 BRL 판매 USD 에 5.61900 12/11/2020	1,477,309	(30,578)	(0.00)
구입 USD 판매 MXN 에 0.04631 12/11/2020	2,072,751	(30,687)	(0.00)
구입 USD 판매 PHP 에 0.02059 12/11/2020	12,593,440	(31,450)	(0.00)
구입 MXN 판매 USD 에 21.21870 12/11/2020	11,772,069	(31,744)	(0.00)
구입 USD 판매 ILS 에 0.29242 12/11/2020	10,269,625	(31,775)	(0.00)
구입 USD 판매 MXN 에 0.04591 12/11/2020	1,451,490	(33,583)	(0.00)
구입 BRL 판매 USD 에 5.60300 12/11/2020	1,450,473	(34,067)	(0.00)
구입 HUF 판매 USD 에 312.20850 12/11/2020	4,801,144	(40,185)	(0.00)
구입 RUB 판매 USD 에 77.70000 12/11/2020	1,917,027	(42,581)	(0.00)
구입 HUF 판매 USD 에 304.16900 12/11/2020	1,326,365	(44,970)	(0.01)
구입 EUR 판매 USD 에 0.84758 12/11/2020	3,663,350	(45,153)	(0.01)
구입 USD 판매 PHP 에 0.02057 12/11/2020	13,351,827	(45,347)	(0.01)
구입 USD 판매 ZAR 에 0.05927 12/11/2020	1,404,551	(51,294)	(0.01)
구입 TWD 판매 USD 에 28.43350 12/11/2020	16,795,927	(51,735)	(0.01)
구입 PLN 판매 USD 에 3.76441 12/11/2020	1,331,151	(65,430)	(0.01)
구입 USD 판매 MXN 에 0.04508 12/11/2020	1,734,578	(70,841)	(0.01)
구입 ILS 판매 USD 에 3.38476 12/11/2020	10,090,213	(72,261)	(0.01)
구입 HUF 판매 USD 에 312.13100 12/11/2020	8,390,067	(72,289)	(0.01)
구입 USD 판매 CLP 에 0.00128 12/11/2020	9,791,182	(72,844)	(0.01)
구입 RUB 판매 USD 에 78.66300 12/11/2020	7,413,663	(74,831)	(0.01)
구입 THB 판매 USD 에 31.09700 12/11/2020	32,696,691	(76,078)	(0.01)
구입 RUB 판매 USD 에 75.11000 12/11/2020	1,504,061	(82,430)	(0.01)
구입 INR 판매 USD 에 74.04800 12/11/2020	23,982,255	(86,762)	(0.01)
구입 USD 판매 MYR 에 0.23802 12/11/2020	9,262,779	(93,236)	(0.01)
구입 COP 판매 USD 에 3803.00000 12/11/2020	7,798,427	(124,333)	(0.01)
구입 USD 판매 ILS 에 0.28946 12/11/2020	9,795,024	(129,202)	(0.01)
구입 USD 판매 MXN 에 0.04417 12/11/2020	2,244,399	(135,065)	(0.02)
구입 USD 판매 THB 에 0.03164 12/11/2020	10,091,396	(140,306)	(0.02)
구입 ILS 판매 USD 에 3.37822 12/11/2020	15,583,035	(141,492)	(0.02)
구입 USD 판매 MYR 에 0.23785 12/11/2020	13,583,999	(146,648)	(0.02)
구입 HUF 판매 USD 에 302.00010 12/11/2020	3,692,264	(150,621)	(0.02)
구입 BRL 판매 USD 에 5.58800 12/11/2020	6,243,379	(162,959)	(0.02)
구입 USD 판매 KRW 에 0.00088 12/11/2020	41,184,000	(167,931)	(0.02)
구입 RON 판매 USD 에 4.10170 12/11/2020	9,592,608	(173,183)	(0.02)
구입 USD 판매 MXN 에 0.04568 12/11/2020	6,845,343	(192,210)	(0.02)
구입 BRL 판매 USD 에 5.61222 12/11/2020	8,805,250	(192,659)	(0.02)
구입 ILS 판매 USD 에 3.34850 12/11/2020	10,956,846	(195,021)	(0.02)
구입 HUF 판매 USD 에 305.74710 12/11/2020	6,816,931	(196,958)	(0.02)
구입 RUB 판매 USD 에 76.61500 12/11/2020	6,586,191	(236,221)	(0.03)
구입 MYR 판매 USD 에 4.12510 12/11/2020	29,974,304	(244,399)	(0.03)
구입 PEN 판매 USD 에 3.52350 12/11/2020	10,005,109	(250,475)	(0.03)
구입 COP 판매 USD 에 3808.50000 12/11/2020	19,041,554	(276,486)	(0.03)
구입 BRL 판매 USD 에 5.39450 12/11/2020	5,151,729	(308,203)	(0.04)
구입 HUF 판매 USD 에 300.63050 12/11/2020	7,511,151	(339,081)	(0.04)
구입 PLN 판매 USD 에 3.87200 12/11/2020	17,602,789	(386,869)	(0.04)
구입 USD 판매 KRW 에 0.00085 12/11/2020	11,334,531	(428,475)	(0.05)
구입 USD 판매 ZAR 에 0.05893 12/11/2020	11,210,820	(470,920)	(0.05)
구입 PLN 판매 USD 에 3.76039 12/11/2020	9,685,692	(485,918)	(0.06)
구입 RUB 판매 USD 에 75.01000 12/11/2020	8,698,640	(487,677)	(0.06)
구입 RUB 판매 USD 에 73.55030 12/11/2020	6,933,310	(516,065)	(0.06)
구입 HUF 판매 USD 에 294.08028 12/11/2020	7,850,900	(517,754)	(0.06)
구입 COP 판매 USD 에 3713.55000 12/11/2020	13,426,608	(524,836)	(0.06)
구입 TRY 판매 USD 에 7.79100 12/11/2020	7,886,664	(586,051)	(0.07)
구입 INR 판매 USD 에 73.43310 12/11/2020	49,503,684	(588,686)	(0.07)
구입 PEN 판매 USD 에 3.55600 12/11/2020	39,991,564	(641,540)	(0.07)
구입 RUB 판매 USD 에 73.67150 12/11/2020	9,193,121	(670,247)	(0.08)
구입 USD 판매 MXN 에 0.04546 12/11/2020	21,492,408	(704,958)	(0.08)
구입 USD 판매 CLP 에 0.00125 12/11/2020	24,053,881	(779,082)	(0.09)
구입 USD 판매 TWD 에 0.03448 12/11/2020	48,948,626	(812,881)	(0.09)
구입 USD 판매 IDR 에 0.00007 12/11/2020	48,269,331	(849,706)	(0.10)
구입 USD 판매 INR 에 0.01321 12/11/2020	47,889,537	(862,582)	(0.10)
구입 RUB 판매 USD 에 74.07100 12/11/2020	14,644,638	(994,079)	(0.12)
구입 USD 판매 ZAR 에 0.05660 12/11/2020	14,076,641	(1,124,984)	(0.13)
구입 CZK 판매 USD 에 22.09657 12/11/2020	22,973,973	(1,275,258)	(0.15)
구입 TRY 판매 USD 에 7.68255 12/11/2020	21,528,529	(1,877,174)	(0.22)
구입 BRL 판매 USD 에 5.35460 12/11/2020	35,603,033	(2,377,537)	(0.28)
구입 HUF 판매 USD 에 295.98500 12/11/2020	41,748,869	(2,500,701)	(0.29)
구입 PLN 판매 USD 에 3.72315 12/11/2020	42,297,248	(2,519,880)	(0.29)
구입 USD 판매 KRW 에 0.00084 12/11/2020	64,535,514	(2,709,884)	(0.31)
		(8,888,902)	(1.03)
A 주식 (EUR) (EUR/USD 헤지)			
구입 USD 판매 EUR 에 1.16809 05/11/2020	1,687,882	4,327	0.00
구입 USD 판매 EUR 에 1.18589 05/11/2020	74,217	1,324	0.00
구입 EUR 판매 USD 에 0.85261 05/11/2020	53,717	(356)	(0.00)
구입 EUR 판매 USD 에 0.84758 05/11/2020	50,379	(629)	(0.00)
구입 EUR 판매 USD 에 0.84551 05/11/2020	118,745	(1,769)	(0.00)
구입 EUR 판매 USD 에 0.85555 04/12/2020	1,686,859	(4,296)	(0.00)
구입 EUR 판매 USD 에 0.85406 05/11/2020	1,549,665	(7,653)	(0.00)
		(9,052)	(0.00)
A-ACC 주식 (EUR) (EUR/USD 헤지)			
구입 USD 판매 EUR 에 1.16755 05/11/2020	79,249,377	166,353	0.02
구입 USD 판매 EUR 에 1.17403 05/11/2020	1,863,230	14,285	0.00
구입 EUR 판매 USD 에 0.84758 05/11/2020	1,792,873	(22,385)	(0.00)
구입 EUR 판매 USD 에 0.85595 04/12/2020	78,352,169	(163,126)	(0.02)
구입 EUR 판매 USD 에 0.85387 05/11/2020	79,752,958	(410,838)	(0.05)
		(415,711)	(0.05)
D-ACC 주식 (EUR) (EUR/USD 헤지)			
구입 USD 판매 EUR 에 1.16809 05/11/2020	880,234	2,257	0.00
구입 USD 판매 EUR 에 1.17398 05/11/2020	17,943	137	0.00
구입 EUR 판매 USD 에 0.85555 04/12/2020	881,066	(2,244)	(0.00)
구입 EUR 판매 USD 에 0.85385 05/11/2020	902,851	(4,674)	(0.00)
		(4,524)	(0.00)
E-MDIST 주식 (EUR) (EUR/USD 헤지)			
구입 USD 판매 EUR 에 1.16809 05/11/2020	44,541,008	114,193	0.01
구입 USD 판매 EUR 에 1.17403 05/11/2020	906,216	6,948	0.00
구입 EUR 판매 USD 에 0.84758 05/11/2020	1,041,556	(13,004)	(0.00)
구입 EUR 판매 USD 에 0.85555 04/12/2020	44,273,969	(112,755)	(0.01)
구입 EUR 판매 USD 에 0.85401 05/11/2020	44,641,485	(222,812)	(0.03)
		(227,430)	(0.03)
I 주식 (EUR) (EUR/USD 헤지)			
구입 USD 판매 EUR 에 1.16700 05/11/2020	85,414,045	139,192	0.02
구입 EUR 판매 USD 에 0.84758 05/11/2020	2,587,254	(32,303)	(0.00)
구입 EUR 판매 USD 에 0.85635 04/12/2020	84,198,096	(135,939)	(0.02)
구입 EUR 판매 USD 에 0.85401 05/11/2020	83,274,731	(415,637)	(0.05)
		(444,687)	(0.05)
I-ACC 주식 (EUR) (EUR/USD 헤지)			
구입 USD 판매 EUR 에 1.16720 05/11/2020	60,156,745	108,359	0.01
구입 EUR 판매 USD 에 0.84758 05/11/2020	1,831,099	(22,862)	(0.00)
구입 EUR 판매 USD 에 0.85621 04/12/2020	59,310,446	(105,847)	(0.01)
구입 EUR 판매 USD 에 0.85384 05/11/2020	58,653,169	(304,661)	(0.04)
		(325,011)	(0.04)
I-QINCOME (G) 주식 (GBP) (GBP/USD 헤지)			
구입 GBP 판매 USD 에 0.78026 05/11/2020	53,355,241	576,046	0.07
구입 GBP 판매 USD 에 0.77350 04/12/2020	117,712,645	262,591	0.03
구입 GBP 판매 USD 에 0.77239 05/11/2020	9,284,670	5,635	0.00
구입 GBP 판매 USD 에 0.76764 05/11/2020	6,901,803	(38,295)	(0.00)
구입 GBP 판매 USD 에 0.76791 05/11/2020	11,114,635	(57,833)	(0.01)
구입 GBP 판매 USD 에 0.77026 05/11/2020	28,404,890	(61,130)	(0.01)
구입 GBP 판매 USD 에 0.76555 05/11/2020	8,725,721	(72,008)	(0.01)
구입 USD 판매 GBP 에 1.29261 05/11/2020	118,139,374	(260,269)	(0.03)
		354,737	0.04
R-GDIST 주식 (GBP) (GBP/USD 헤지)			
구입 GBP 판매 USD 에 0.78026 05/11/2020	46,398,815	500,941	0.06
구입 GBP 판매 USD 에 0.77350 04/12/2020	47,965,728	107,001	0.01
구입 GBP 판매 USD 에 0.77213 05/11/2020	921,214	251	0.00

현재 투자종목 명세서서 2020년 10월 31일

	기본 노출 USD	미실현 이익 / (손실) USD	% 순자산
구입 USD 판매 GBP 에 1.29261 05/11/2020	47,821,221	(105,354)	(0.01)
		502,839	0.06
W-ACC 주식 (GBP) (GBP/USD 헤지)			
구입 GBP 판매 USD 에 0.78026 05/11/2020	542,770	5,860	0.00
구입 USD 판매 GBP 에 1.29716 05/11/2020	233,573	306	0.00
구입 GBP 판매 USD 에 0.77350 04/12/2020	51,196	114	0.00
구입 USD 판매 GBP 에 1.30736 05/11/2020	6,089	56	0.00
구입 USD 판매 GBP 에 1.29826 05/11/2020	5,700	12	0.00
구입 GBP 판매 USD 에 0.76698 05/11/2020	1,304	(8)	(0.00)
구입 USD 판매 GBP 에 1.29181 04/12/2020	4,924	(15)	(0.00)
구입 USD 판매 GBP 에 1.29396 05/11/2020	14,250	(17)	(0.00)
구입 USD 판매 GBP 에 1.29444 05/11/2020	96,512	(76)	(0.00)
구입 USD 판매 GBP 에 1.29261 05/11/2020	51,430	(113)	(0.00)
구입 USD 판매 GBP 에 1.29212 05/11/2020	142,372	(368)	(0.00)
		5,751	0.00
W-GDIST 주식 (GBP) (GBP/USD 헤지)			
구입 GBP 판매 USD 에 0.78026 05/11/2020	234,410	2,531	0.00
구입 GBP 판매 USD 에 0.77350 04/12/2020	724,368	1,616	0.00
구입 GBP 판매 USD 에 0.77245 05/11/2020	173,602	120	0.00
구입 GBP 판매 USD 에 0.77337 05/11/2020	20,818	39	0.00
구입 USD 판매 GBP 에 1.29139 05/11/2020	19,950	(63)	(0.00)
구입 GBP 판매 USD 에 0.77100 05/11/2020	78,729	(95)	(0.00)
구입 GBP 판매 USD 에 0.77098 05/11/2020	240,474	(295)	(0.00)
구입 USD 판매 GBP 에 1.29261 05/11/2020	730,384	(1,609)	(0.00)
		2,244	0.00
Y 주식 (EUR) (EUR/USD 헤지)			
구입 USD 판매 EUR 에 1.16720 05/11/2020	30,647,525	55,205	0.01
구입 USD 판매 EUR 에 1.17237 05/11/2020	1,557,857	9,726	0.00
구입 USD 판매 EUR 에 1.17323 05/11/2020	727,023	5,072	0.00
구입 EUR 판매 USD 에 0.84758 05/11/2020	810,427	(10,118)	(0.00)
구입 EUR 판매 USD 에 0.85621 04/12/2020	30,722,195	(54,828)	(0.01)
구입 EUR 판매 USD 에 0.85402 05/11/2020	32,292,971	(160,875)	(0.02)
		(155,818)	(0.02)
Y-ACC 주식 (EUR) (EUR/USD 헤지)			
구입 USD 판매 EUR 에 1.16809 05/11/2020	10,681,183	27,384	0.00
구입 USD 판매 EUR 에 1.16685 04/12/2020	779,258	665	0.00
구입 EUR 판매 USD 에 0.84758 05/11/2020	295,902	(3,694)	(0.00)
구입 EUR 판매 USD 에 0.85442 05/11/2020	1,139,257	(5,147)	(0.00)
구입 EUR 판매 USD 에 0.85555 04/12/2020	10,571,738	(26,924)	(0.00)
구입 EUR 판매 USD 에 0.85402 05/11/2020	9,301,192	(46,326)	(0.01)
		(54,042)	(0.01)

	CCY	기본 노출	미실현 이익 / (손실) USD	% 순자산
선물				
US Long Bond Future 21/12/2020	USD	(34,832,375)	893,648	0.10
US Treasury Note 10 Year Bond Future 21/12/2020	USD	(38,843,858)	214,331	0.02
미국 10 년 Ultra Bond Future 21/12/2020	USD	(13,527,531)	99,625	0.01
US Treasury Note 5 Year Bond Future 31/12/2020	USD	(43,332,538)	83,093	0.01
Euro-Bobl Bond Future 08/12/2020	EUR	6,929,370	49,952	0.01
US Treasury Note 2 Year Bond Future 31/12/2020	USD	(37,542,106)	(3,034)	(0.00)
Euro-Bund Bond Future 08/12/2020	EUR	(704,600)	(12,122)	(0.00)
US Ultra Bond Future 21/12/2020	USD	38,501,781	(1,316,796)	(0.15)
			8,697	0.00

	CCY	기본 노출	미실현 이익 / (손실) USD	% 순자산
금리 스왑				
Receive fixed 7.7375% pay float. (3m JIBAR) 05/06/2029	ZAR	419,300,000	2,070,996	0.24
Receive fixed 7.1% pay float. (28d MXIBTIIE) 15/03/2030	MXN	260,000,000	1,192,052	0.14
Receive fixed 2.07% pay float. (3m HIBOR) 03/01/2030	HKD	86,600,000	1,178,525	0.14
Receive fixed 7.9% pay float. (3m JIBAR) 03/04/2029	ZAR	149,000,000	868,958	0.10
Receive fixed 2.925% pay float. (6m CLP) 18/12/2029	CLP	10,983,780,000	827,181	0.10
Receive fixed 1.9925% pay float. (3m HIBOR) 10/06/2029	HKD	64,370,000	799,311	0.09
Receive fixed 7.745% pay float. (28d MXIBTIIE) 16/02/2023	MXN	242,000,000	792,927	0.09
Receive fixed 3.14% pay float. (6m CLP) 05/02/2030	CLP	8,000,000,000	785,673	0.09
Receive fixed 7.35% pay float. (3m JIBAR) 05/03/2030	ZAR	230,000,000	523,766	0.06
Receive fixed 1.301% pay float. (3m Korean CD) 21/11/2029	KRW	28,320,500,000	471,696	0.05
Receive fixed 1.4675% pay float. (3m Korean CD) 07/06/2029	KRW	15,593,300,000	447,873	0.05
Receive fixed 2.1175% pay float. (3m Korean CD) 07/11/2028	KRW	5,217,550,000	375,831	0.04
Receive fixed 7.625% pay float. (3m JIBAR) 02/01/2030	ZAR	96,600,000	359,183	0.04
Receive fixed 1.344% pay float. (3m Korean CD) 06/01/2030	KRW	16,630,400,000	332,375	0.04
Receive fixed 1.7975% pay float. (3m Korean CD) 08/03/2029	KRW	5,930,940,000	306,425	0.04
Receive fixed 1.2% pay float. (6m WIBO) 13/03/2030	PLN	43,000,000	300,501	0.03
Receive fixed 8.3% pay float. (3m JIBAR) 17/04/2030	ZAR	39,200,000	250,779	0.03
Receive fixed 6.305% pay float. (28d MXIBTIIE) 26/02/2025	MXN	100,000,000	242,526	0.03
Receive fixed 7.27% pay float. (3m JIBAR) 20/05/2030	ZAR	134,100,000	219,805	0.03
Receive fixed 7.74% pay float. (3m JIBAR) 15/08/2029	ZAR	44,600,000	210,019	0.02
Pay fixed 1.4475% receive float. (6m HUF LIBOR) 25/05/2030	HUF	2,826,100,000	158,066	0.02
Receive fixed 7.15% pay float. (3m JIBAR) 22/05/2030	ZAR	135,200,000	147,062	0.02
Receive fixed 1.41% pay float. (3m HIBOR) 16/08/2029	HKD	20,500,000	125,242	0.01
Pay fixed 1.5175% receive float. (6m HUF LIBOR) 28/05/2030	HUF	2,851,400,000	103,324	0.01
Pay fixed 1.46% receive float. (6m HUF LIBOR) 22/05/2030	HUF	1,414,500,000	73,502	0.01
Receive fixed 7.965% pay float. (28d MXIBTIIE) 06/05/2026	MXN	10,000,000	63,131	0.01
Receive fixed 5.92% pay float. (28d MXIBTIIE) 09/05/2030	MXN	152,040,000	54,298	0.01
Receive fixed 1.235% pay float. (6m CZK PRIBOR) 05/03/2030	CZK	25,000,000	41,634	0.00
Receive fixed 0.852% pay float. (6m CZK PRIBOR) 20/07/2030	CZK	334,300,000	22,735	0.00
Receive fixed 2.545% pay float. (3m KLIBOR) 08/04/2030	MYR	3,000,000	17,315	0.00
Pay fixed 1.5825% receive float. (6m HUF LIBOR) 06/01/2030	HUF	1,299,000,000	9,975	0.00
Pay fixed 1.6387% receive float. (6m HUF LIBOR) 29/05/2030	HUF	3,394,900,000	6,717	0.00
Pay fixed 4.29% receive float. (1d CLP) 05/06/2030	COP	8,371,817,000	(10,638)	(0.00)
Receive fixed 2.3525% pay float. (7d China) 05/03/2025	CNY	20,000,000	(27,969)	(0.00)
Pay fixed 0.87% receive float. (3m ILS) 19/08/2029	ILS	4,600,000	(29,375)	(0.00)
Receive fixed 0.81% pay float. (6m CZK PRIBOR) 23/07/2030	CZK	334,300,000	(34,585)	(0.00)
Receive fixed 2.365% pay float. (7d China) 03/07/2025	CNY	25,000,000	(37,537)	(0.00)
Pay fixed 4.325% receive float. (1d CLP) 26/05/2030	COP	40,302,650,000	(83,605)	(0.01)
Pay fixed 1.57% receive float. (6m SIBOR) 20/08/2029	SGD	2,000,000	(98,160)	(0.01)
Receive fixed 0.83% pay float. (6m THBFIX) 06/03/2030	THB	121,000,000	(103,871)	(0.01)
Pay fixed 4.5625% receive float. (1d CLP) 10/06/2030	COP	16,061,783,000	(110,994)	(0.01)
Pay fixed 4.36% receive float. (1d CLP) 22/05/2030	COP	40,302,650,000	(115,248)	(0.01)
Receive fixed 0.645% pay float. (6m CZK PRIBOR) 25/05/2030	CZK	180,000,000	(129,676)	(0.02)
Receive fixed 2.06% pay float. (7d China) 03/06/2025	CNY	40,000,000	(138,022)	(0.02)
Pay fixed 4.58% receive float. (1d CLP) 09/06/2030	COP	19,968,300,000	(145,274)	(0.02)
Pay fixed 4.69% receive float. (1d CLP) 12/06/2030	COP	15,503,000,000	(148,173)	(0.02)
Pay fixed 1.5627% receive float. (3m ILS) 07/06/2029	ILS	7,000,000	(167,001)	(0.02)
Receive fixed 1.045% pay float. (6m THBFIX) 07/07/2030	THB	676,200,000	(208,569)	(0.02)
Receive fixed 5.815% pay float. (12m BRACETIP) 02/01/2025	BRL	80,000,000	(211,553)	(0.02)
Pay fixed 0.87% receive float. (3m ILS) 06/01/2030	ILS	42,700,000	(247,276)	(0.03)
Pay fixed 1.731% receive float. (6m SIBOR) 07/01/2030	SGD	7,600,000	(457,244)	(0.05)
Pay fixed 2.355% receive float. (6m HUF LIBOR) 04/03/2029	HUF	2,300,000,000	(471,751)	(0.05)
Pay fixed 1.24% receive float. (6m SIBOR) 09/04/2030	SGD	18,800,000	(525,724)	(0.06)
Receive fixed 5.48% pay float. (12m BRACETIP) 02/01/2025	BRL	103,600,000	(556,379)	(0.06)
Pay fixed 2.32% receive float. (6m SIBOR) 11/03/2029	SGD	7,210,000	(673,755)	(0.08)
Pay fixed 3.185% receive float. (6m HUF LIBOR) 08/11/2028	HUF	1,709,900,000	(688,521)	(0.08)
Pay fixed 2.6725% receive float. (6m SIBOR) 09/11/2028	SGD	6,400,000	(712,975)	(0.08)
Pay fixed 2.02% receive float. (6m SIBOR) 10/06/2029	SGD	17,800,000	(1,362,058)	(0.16)
Pay fixed 3.285% receive float. (3m KLIBOR) 03/12/2029	MYR	113,300,000	(2,249,277)	(0.26)
			3,634,193	0.42
기타 자산 및 부채			59,439,250	6.90
순자산			861,591,969	100.00

현재 투자종목 명세서서 2020년 10월 31일

지역별 배분

국가	국가 코드	% 순자산
멕시코	MX	9.48
아일랜드	IE	8.66
남아프리카 공화국	ZA	5.73
러시아	RU	3.63
네덜란드	NL	3.62
터키	TR	3.54
인도네시아	ID	3.35
케이맨 제도	KY	3.21
이집트	EG	3.16
Oman	OM	2.85
버진 아일랜드 (영국령)	VG	2.30
콜롬비아	CO	2.28
가나	GH	2.14
세르비아	RS	2.08
에콰도르	EC	1.98
우크라이나	UA	1.97
룩셈부르크	LU	1.80
태국	TH	1.61
에티오피아	ET	1.56
버뮤다	BM	1.55
아르헨티나	AR	1.33
인도	IN	1.31
싱가포르	SG	1.29
페루	PE	1.20
캐나다	CA	1.14
이라크	IQ	1.10
중국	CN	1.01
볼리비아	BO	1.01
케냐	KE	0.99
그루지야	GE	0.98
홍콩	HK	0.96
Angola	AO	0.88
스리랑카	LK	0.87
말레이시아	MY	0.87
잠비아	ZM	0.82
루마니아	RO	0.80
브라질	BR	0.72
아랍 에미리트	AE	0.69
나이지리아	NG	0.67
영국	GB	0.65
파나마	PA	0.64
초 국가	SU	0.64
파키스탄	PK	0.58
스페인	ES	0.57
미국	US	0.49
레바논	LB	0.47
Tunisia	TN	0.46
칠레	CL	0.43
바레인	BH	0.42
일본	JP	0.41
Honduras	HN	0.31
엘살바도르	SV	0.29
아제르바이잔	AZ	0.28
필리핀	PH	0.26
몽골리아	MN	0.24
트리니다드 토바고	TT	0.23
Uzbekistan	UZ	0.21
도미니카 공화국	DO	0.17
헝가리	HU	0.17
Surinam	SR	0.15
카자흐스탄	KZ	0.13
모리셔스	MU	0.12
오스트리아	AT	0.09
우루과이	UY	0.07
Armenia	AM	0.05
베네수엘라	VE	0.01
현금 및 기타 순자산		6.29

현재 투자종목 명세서서 2020년 10월 31일

	국가 코드	CCY	주식 또는 명목	시가(USD)	% 순자산
공인된 주식 또는 공식 증권거래소에서 거래됨					
정부					
Mexico 4.50% 04/12/2025	MX	MXN	22,250,000	7,901,148	19.00
Israel 1.75% 29/09/2023	IL	ILS	21,800,000	6,876,336	16.53
Brazil 6.00% 15/08/2024	BR	BRL	7,000,000	4,667,780	11.22
Chile 3.00% 01/02/2021	CL	CLP	62,500	2,379,466	5.72
Korea Treasury Inflation Linked 1.00% 10/06/2026	KR	KRW	2,350,000,000	2,210,988	5.32
Brazil 6.00% 15/05/2021	BR	BRL	2,920,000	1,788,231	4.30
Thailand 1.20% 14/07/2021	TH	THB	41,700,000	1,452,343	3.49
Mexico 8.00% 07/11/2047	MX	MXN	15,430,000	794,513	1.91
Turkey 6.375% 14/10/2025	TR	USD	625,000	611,813	1.47
Kenya 11.75% 08/10/2035	KE	KES	30,200,000	286,957	0.69
Egypt 16.10% 07/05/2029	EG	EGP	3,231,000	221,602	0.53
Ecuador 0.50% 31/07/2035 Reg S	EC	USD	173,355	95,345	0.23
Ecuador 0.50% 31/07/2030 Reg S	EC	USD	66,150	43,990	0.11
Ecuador 0.50% 31/07/2040 Reg S	EC	USD	79,450	39,725	0.10
Ecuador 0.00% 31/07/2030 Reg S	EC	USD	26,379	12,200	0.03
				29,382,437	70.64
개방형 펀드					
Fidelity ILF - The US Dollar Fund - A-ACC-USD	IE	USD	110	2,000,941	4.81
				2,000,941	4.81
증권 자격 취득 또는 기타 통제 된 시장 에서 죽음을 맞게					
금융					
Citigroup 0.00% 21/12/2020 EMTN	PK	PKR	50,000,000	309,390	0.74
				309,390	0.74
정부					
Turkey 3.00% 21/07/2021	TR	TRY	12,000,000	3,620,365	8.70
Russia Inflation Linked 2.50% 16/08/2023	RU	RUB	76,285,000	1,215,870	2.92
Serbia 5.875% 08/02/2028	RS	RSD	101,500,000	1,182,363	2.84
South Africa Inflation Linked 2.60% 31/03/2028	ZA	ZAR	8,964,000	1,035,479	2.49
Turkey 3.00% 23/02/2022	TR	TRY	2,290,000	653,907	1.57
Ukraine 16.75% 16/06/2021	UA	UAH	5,800,000	212,630	0.51
Ghana 24.75% 19/07/2021	GH	GHS	700,000	126,218	0.30
Ukraine 15.70% 20/01/2021	UA	UAH	2,300,000	82,001	0.20
Ukraine 18.00% 24/03/2021	UA	UAH	2,200,000	79,826	0.19
Ukraine 16.75% 02/06/2021	UA	UAH	1,270,000	46,295	0.11
				8,254,954	19.85
목록에 없음					
정부					
Ghana 19.50% 09/11/2020	GH	GHS	1,050,000	182,045	0.44
Lebanon 6.85% 25/05/2029 (Defaulted) EMTN	LB	USD	205,000	30,238	0.07
Lebanon 6.75% 29/11/2027 (Defaulted)	LB	USD	190,000	28,225	0.07
Lebanon 6.20% 26/02/2025 (Defaulted) GMTN	LB	USD	150,000	22,391	0.05
Lebanon 6.65% 26/02/2030 GMTN (Defaulted)	LB	USD	85,000	12,538	0.03
Lebanon 6.25% 12/06/2025 (Defaulted)	LB	USD	75,000	11,168	0.03
				286,605	0.69
단주				(4)	(0.00)
총 투자 (비용 USD 44,256,385)				40,234,323	96.74

	기본 노출 USD	미실현 이익 / (손실) USD	% 순자산
선물환 계약			
구입 MXN 판매 USD 에 22.65785 12/11/2020	4,048,355	262,921	0.63
구입 ZAR 판매 USD 에 17.66770 12/11/2020	2,844,456	247,070	0.59
구입 USD 판매 HUF 에 0.00342 12/11/2020	994,290	77,373	0.19
구입 USD 판매 RUB 에 0.01350 12/11/2020	980,455	71,400	0.17
구입 IDR 판매 USD 에 14981.99999 12/11/2020	1,669,288	34,019	0.08
구입 USD 판매 HUF 에 0.00324 12/11/2020	1,530,667	29,487	0.07
구입 USD 판매 TRY 에 0.13219 12/11/2020	258,661	29,115	0.07
구입 ZAR 판매 USD 에 17.54300 12/11/2020	286,610	22,696	0.05
구입 MXN 판매 USD 에 22.58640 12/11/2020	360,615	22,209	0.05
구입 USD 판매 BRL 에 0.18349 12/11/2020	401,202	21,184	0.05
구입 USD 판매 COP 에 0.00026 12/11/2020	1,363,144	19,791	0.05
구입 USD 판매 COP 에 0.00027 12/11/2020	491,247	19,509	0.05
구입 KRW 판매 USD 에 1188.55000 12/11/2020	411,384	19,352	0.05
구입 CLP 판매 USD 에 803.88000 12/11/2020	477,019	18,798	0.05
구입 KRW 판매 USD 에 1181.56001 12/11/2020	418,111	17,093	0.04
구입 USD 판매 PLN 에 0.26773 12/11/2020	217,984	13,068	0.03
구입 CLP 판매 USD 에 795.35500 12/11/2020	426,637	12,110	0.03
구입 USD 판매 PLN 에 0.26296 12/11/2020	292,245	11,997	0.03
구입 USD 판매 PLN 에 0.26231 12/11/2020	302,096	11,631	0.03
구입 KRW 판매 USD 에 1160.60000 12/11/2020	503,577	11,289	0.03
구입 KRW 판매 USD 에 1162.23001 12/11/2020	434,474	10,364	0.02
구입 USD 판매 PEN 에 0.28079 12/11/2020	670,730	9,902	0.02
구입 MXN 판매 USD 에 22.37407 12/11/2020	186,734	9,637	0.02
구입 MYR 판매 USD 에 4.18990 12/11/2020	1,196,449	8,886	0.02
구입 PHP 판매 USD 에 49.35200 12/11/2020	437,490	8,192	0.02
구입 USD 판매 HUF 에 0.00327 12/11/2020	263,331	7,908	0.02
구입 USD 판매 HUF 에 0.00328 12/11/2020	233,697	7,521	0.02
구입 ZAR 판매 USD 에 16.63130 12/11/2020	324,448	7,496	0.02
구입 USD 판매 RUB 에 0.01281 12/11/2020	403,322	7,227	0.02
구입 USD 판매 INR 에 0.01357 12/11/2020	798,069	6,942	0.02
구입 USD 판매 PLN 에 0.25723 12/11/2020	340,742	6,261	0.02
구입 USD 판매 BRL 에 0.18354 12/11/2020	117,119	6,218	0.01
구입 USD 판매 TRY 에 0.13006 12/11/2020	64,398	6,092	0.01
구입 USD 판매 BRL 에 0.18811 12/11/2020	76,336	6,056	0.01
구입 INR 판매 USD 에 74.82000 12/11/2020	893,010	6,046	0.01
구입 TWD 판매 USD 에 28.58550 12/11/2020	2,442,952	5,494	0.01
구입 USD 판매 BRL 에 0.18352 12/11/2020	100,910	5,348	0.01
구입 USD 판매 ILS 에 0.29467 12/11/2020	1,087,652	4,993	0.01
구입 USD 판매 BRL 에 0.18833 12/11/2020	60,825	4,902	0.01
구입 THB 판매 USD 에 31.52200 12/11/2020	430,779	4,871	0.01
구입 USD 판매 HUF 에 0.00323 12/11/2020	227,195	4,184	0.01
구입 CLP 판매 USD 에 785.47999 12/11/2020	247,827	3,870	0.01
구입 INR 판매 USD 에 75.28000 12/11/2020	280,114	3,630	0.01
구입 KRW 판매 USD 에 1185.37993 12/11/2020	75,912	3,359	0.01
구입 USD 판매 INR 에 0.01355 12/11/2020	471,360	3,319	0.01
구입 MXN 판매 USD 에 22.17804 12/11/2020	76,833	3,257	0.01
구입 USD 판매 TRY 에 0.12428 12/11/2020	70,101	3,225	0.01
구입 USD 판매 BRL 에 0.18020 12/11/2020	65,705	2,229	0.01
구입 USD 판매 INR 에 0.01352 12/11/2020	406,166	1,976	0.00
구입 TWD 판매 USD 에 29.12500 12/11/2020	83,399	1,765	0.00
구입 USD 판매 BRL 에 0.17868 12/11/2020	61,871	1,559	0.00
구입 USD 판매 BRL 에 0.17808 12/11/2020	64,137	1,396	0.00
구입 USD 판매 MXN 에 0.04780 12/11/2020	72,100	1,221	0.00
구입 USD 판매 PEN 에 0.27718 12/11/2020	612,899	1,046	0.00
구입 USD 판매 PEN 에 0.27783 12/11/2020	252,354	1,029	0.00
구입 USD 판매 RUB 에 0.01261 12/11/2020	311,155	590	0.00
구입 ILS 판매 USD 에 3.42296 12/11/2020	132,342	535	0.00
구입 USD 판매 KRW 에 0.00089 12/11/2020	63,420	488	0.00
구입 PHP 판매 USD 에 48.48500 12/11/2020	585,274	484	0.00
구입 USD 판매 ILS 에 0.29510 12/11/2020	79,785	482	0.00
구입 USD 판매 THB 에 0.03216 12/11/2020	164,873	385	0.00
구입 USD 판매 CLP 에 0.00130 12/11/2020	159,277	374	0.00
구입 USD 판매 INR 에 0.01346 12/11/2020	465,587	250	0.00
구입 IDR 판매 USD 에 14685.00007 12/11/2020	407,753	62	0.00
구입 USD 판매 ILS 에 0.29331 12/11/2020	65,705	(5)	(0.00)
구입 ILS 판매 USD 에 3.40615 12/11/2020	77,800	(69)	(0.00)
구입 COP 판매 USD 에 3864.00003 12/11/2020	506,803	(81)	(0.00)
구입 USD 판매 THB 에 0.03203 12/11/2020	63,877	(101)	(0.00)
구입 USD 판매 CNY 에 0.14301 12/11/2020	4,778	(201)	(0.00)
구입 IDR 판매 USD 에 14654.99995 12/11/2020	134,463	(254)	(0.00)
구입 PHP 판매 USD 에 48.32000 12/11/2020	103,291	(266)	(0.00)
구입 THB 판매 USD 에 31.10800 12/11/2020	154,944	(306)	(0.00)
구입 ILS 판매 USD 에 3.40553 12/11/2020	305,679	(327)	(0.00)
구입 USD 판매 CLP 에 0.00129 12/11/2020	497,187	(384)	(0.00)
구입 USD 판매 MXN 에 0.04667 12/11/2020	71,442	(497)	(0.00)
구입 HUF 판매 USD 에 312.34082 12/11/2020	72,795	(579)	(0.00)
구입 HUF 판매 USD 에 312.20848 12/11/2020	73,067	(612)	(0.00)
구입 USD 판매 MXN 에 0.04659 12/11/2020	74,544	(645)	(0.00)
구입 ILS 판매 USD 에 3.39681 12/11/2020	178,108	(646)	(0.00)
구입 MXN 판매 USD 에 21.21870 12/11/2020	369,533	(996)	(0.00)
구입 ILS 판매 USD 에 3.39595 12/11/2020	261,488	(1,015)	(0.00)
구입 USD 판매 PHP 에 0.02059 12/11/2020	416,783	(1,031)	(0.00)
구입 USD 판매 ILS 에 0.29242 12/11/2020	359,617	(1,113)	(0.00)
구입 USD 판매 ILS 에 0.29015 12/11/2020	132,877	(1,440)	(0.00)
구입 USD 판매 PHP 에 0.02057 12/11/2020	462,835	(1,572)	(0.00)
구입 TWD 판매 USD 에 28.43350 12/11/2020	555,120	(1,710)	(0.00)
구입 USD 판매 CLP 에 0.00128 12/11/2020	292,449	(1,829)	(0.00)
구입 ILS 판매 USD 에 3.39645 12/11/2020	561,174	(2,095)	(0.01)
구입 USD 판매 MXN 에 0.04596 12/11/2020	98,843	(2,180)	(0.01)
구입 ILS 판매 USD 에 3.38477 12/11/2020	305,191	(2,186)	(0.01)
구입 RUB 판매 USD 에 78.66300 12/11/2020	250,029	(2,524)	(0.01)
구입 HUF 판매 USD 에 312.13099 12/11/2020	295,270	(2,544)	(0.01)
구입 RUB 판매 USD 에 78.01000 12/11/2020	154,557	(2,830)	(0.01)
구입 INR 판매 USD 에 74.04800 12/11/2020	805,383	(2,914)	(0.01)
구입 USD 판매 MYR 에 0.23802 12/11/2020	290,694	(2,926)	(0.01)
구입 USD 판매 MXN 에 0.04503 12/11/2020	73,651	(3,085)	(0.01)
구입 USD 판매 MXN 에 0.04422 12/11/2020	70,972	(4,198)	(0.01)
구입 ILS 판매 USD 에 3.37822 12/11/2020	484,574	(4,400)	(0.01)
구입 USD 판매 THB 에 0.03164 12/11/2020	325,414	(4,524)	(0.01)
구입 USD 판매 MXN 에 0.04417 12/11/2020	79,573	(4,789)	(0.01)
구입 BRL 판매 USD 에 5.51600 12/11/2020	124,184	(4,800)	(0.01)

전체 주식 목록은 6페이지에 나와 있습니다.

별첨 재무제표에 대한 주석은 본 재무제표의 중요한 일부입니다. 투자종목 명세서 및 지역별 비율의 순자산 비율은 반올림되었습니다.

현재 투자종목 명세서 2020년 10월 31일

	기본 노출 USD	미실현 이익 / (손실) USD	% 순자산
구입 USD 판매 MYR 에 0.23785 12/11/2020	470,785	(5,082)	(0.01)
구입 USD 판매 ILS 에 0.28946 12/11/2020	393,643	(5,192)	(0.01)
구입 BRL 판매 USD 에 5.58800 12/11/2020	201,503	(5,259)	(0.01)
구입 ILS 판매 USD 에 3.34850 12/11/2020	310,288	(5,523)	(0.01)
구입 USD 판매 KRW 에 0.00088 12/11/2020	1,382,479	(5,637)	(0.01)
구입 PLN 판매 USD 에 3.72271 12/11/2020	98,853	(5,900)	(0.01)
구입 USD 판매 MXN 에 0.04568 12/11/2020	223,303	(6,270)	(0.02)
구입 HUF 판매 USD 에 305.74710 12/11/2020	228,326	(6,597)	(0.02)
구입 COP 판매 USD 에 3803.00003 12/11/2020	432,558	(6,896)	(0.02)
구입 HUF 판매 USD 에 302.00010 12/11/2020	193,530	(7,895)	(0.02)
구입 RUB 판매 USD 에 76.61500 12/11/2020	233,114	(8,361)	(0.02)
구입 MYR 판매 USD 에 4.12510 12/11/2020	1,068,095	(8,709)	(0.02)
구입 PEN 판매 USD 에 3.52350 12/11/2020	366,681	(9,180)	(0.02)
구입 BRL 판매 USD 에 5.61222 12/11/2020	450,802	(9,864)	(0.02)
구입 BRL 판매 USD 에 5.39450 12/11/2020	181,110	(10,835)	(0.03)
구입 BRL 판매 USD 에 5.40020 12/11/2020	194,252	(11,428)	(0.03)
구입 USD 판매 IDR 에 0.00007 12/11/2020	1,507,019	(11,774)	(0.03)
구입 HUF 판매 USD 에 300.63050 12/11/2020	280,175	(12,648)	(0.03)
구입 USD 판매 KRW 에 0.00085 12/11/2020	388,772	(14,697)	(0.04)
구입 RUB 판매 USD 에 78.29500 12/11/2020	1,055,201	(15,538)	(0.04)
구입 USD 판매 ZAR 에 0.05893 12/11/2020	386,572	(16,238)	(0.04)
구입 PLN 판매 USD 에 3.87200 12/11/2020	749,742	(16,478)	(0.04)
구입 PLN 판매 USD 에 3.76039 12/11/2020	341,986	(17,157)	(0.04)
구입 RUB 판매 USD 에 73.55030 12/11/2020	248,265	(18,479)	(0.04)
구입 COP 판매 USD 에 3713.55001 12/11/2020	482,738	(18,870)	(0.05)
구입 TRY 판매 USD 에 7.79100 12/11/2020	254,268	(18,894)	(0.05)
구입 INR 판매 USD 에 73.43310 12/11/2020	1,630,259	(19,387)	(0.05)
구입 HUF 판매 USD 에 294.08028 12/11/2020	315,720	(20,821)	(0.05)
구입 PEN 판매 USD 에 3.55600 12/11/2020	1,465,129	(23,503)	(0.06)
구입 USD 판매 CLP 에 0.00125 12/11/2020	764,269	(24,752)	(0.06)
구입 USD 판매 MXN 에 0.04546 12/11/2020	792,769	(26,006)	(0.06)
구입 RUB 판매 USD 에 75.01000 12/11/2020	465,498	(26,097)	(0.06)
구입 USD 판매 TWD 에 0.03448 12/11/2020	1,590,878	(26,419)	(0.06)
구입 USD 판매 INR 에 0.01321 12/11/2020	1,555,973	(28,026)	(0.07)
구입 RUB 판매 USD 에 73.67150 12/11/2020	439,546	(32,046)	(0.08)
구입 TRY 판매 USD 에 7.68500 12/11/2020	578,009	(50,231)	(0.12)
구입 USD 판매 KRW 에 0.00084 12/11/2020	2,221,384	(93,283)	(0.22)
구입 HUF 판매 USD 에 295.98500 12/11/2020	1,668,412	(99,936)	(0.24)
구입 BRL 판매 USD 에 5.35460 12/11/2020	3,035,334	(202,697)	(0.49)
		138,904	**0.33**

선물

	CCY	기본 노출	미실현 이익 / (손실) USD	% 순자산
US Long Bond Future 21/12/2020	USD	(172,438)	4,428	0.01
미국 10 년 Ultra Bond Future 21/12/2020	USD	(157,297)	1,280	0.00
US Treasury Note 5 Year Bond Future 31/12/2020	USD	(125,602)	147	0.00
US Treasury Note 10 Year Bond Future 21/12/2020	USD	138,234	(673)	(0.00)
			5,182	**0.01**

기타 자산 및 부채	1,213,648	2.92
순자산	**41,592,057**	**100.00**

지역별 배분

국가	국가 코드	% 순자산
멕시코	MX	20.91
이스라엘	IL	16.53
브라질	BR	15.52
터키	TR	11.75
칠레	CL	5.72
한국	KR	5.32
아일랜드	IE	4.81
태국	TH	3.49
러시아	RU	2.92
세르비아	RS	2.84
남아프리카 공화국	ZA	2.49
우크라이나	UA	1.01
파키스탄	PK	0.74
가나	GH	0.74
케냐	KE	0.69
이집트	EG	0.53
에콰도르	EC	0.46
레바논	LB	0.25
현금 및 기타 순자산		3.22

Fidelity Funds

Euro Bond Fund

현재 투자종목 명세서서 2020년 10월 31일

	국가 코드	CCY	주식 또는 명목	시장 가격 EUR	% 순자산
공인된 주식 또는 공식 증권거래소에서 거래됨					
에너지					
Repsol International Fin. 4.247% VRN (Perpetual)	NL	EUR	18,796,046	19,101,482	1.39
BP Capital Markets 3.625% VRN (Perpetual)	GB	EUR	15,445,447	15,887,526	1.15
Eni 3.375% VRN (Perpetual)	IT	EUR	14,417,385	14,295,039	1.04
				49,284,047	3.58
정보 기술					
Infineon Tech. 2.00% 24/06/2032 EMTN	DE	EUR	11,686,238	12,698,722	0.92
				12,698,722	0.92
소비재					
Volkswagen Fin. Services 3.375% 06/04/2028 EMTN	DE	EUR	9,822,160	11,649,851	0.85
				11,649,851	0.85
건강					
Bayer 1.375% 06/07/2032	DE	EUR	26,477,909	27,552,886	2.00
Becton Dickinson Euro Finance 1.208% 04/06/2026	LU	EUR	20,696,082	21,489,321	1.56
Medtronic 1.375% 15/10/2040	LU	EUR	15,693,882	16,317,274	1.18
Mylan 3.125% 22/11/2028	NL	EUR	12,858,130	15,020,842	1.09
Takeda Pharmaceutical 1.375% 09/07/2032	JP	EUR	12,258,291	12,959,331	0.94
Takeda Pharmaceutical 2.00% 09/07/2040	JP	EUR	10,051,799	10,967,286	0.80
				104,306,940	7.57
금융					
AIB Group 2.875% VRN 30/05/2031 EMTN	IE	EUR	29,299,768	29,528,526	2.14
Commerzbank 4.00% 23/03/2026 EMTN	DE	EUR	24,026,251	25,448,148	1.85
Sampo 2.50% VRN 03/09/2052 EMTN	FI	EUR	21,598,292	22,043,303	1.60
Danske Bank 2.50% VRN 21/06/2029 EMTN	DK	EUR	20,705,888	21,609,907	1.57
Lloyds Banking Group 4.50% VRN 18/03/2030 EMTN	GB	EUR	12,045,814	13,468,003	0.98
UniCredit 2.731% VRN 15/01/2032	IT	EUR	11,261,284	10,474,480	0.76
UBS Group 0.25% VRN 05/11/2028 EMTN	CH	EUR	10,390,128	10,291,785	0.75
Nationwide Bldg. Soc. 2.00% VRN 25/07/2029 EMTN	GB	EUR	8,569,363	8,835,313	0.64
Citigrooup 1.25% VRN 06/07/2026 EMTN	US	EUR	7,967,889	8,295,680	0.60
				149,995,145	10.88
정부					
Germany 0.00% 15/02/2030	DE	EUR	186,718,291	198,506,937	14.40
Germany 0.00% 12/03/2021	DE	EUR	134,873,892	135,226,317	9.81
Germany 0.00% 11/06/2021	DE	EUR	73,549,747	73,887,708	5.36
Australia 1.75% 21/06/2051	AU	AUD	64,624,077	38,597,783	2.80
Germany 0.25% 15/02/2029	DE	EUR	24,818,537	26,876,912	1.95
Germany 0.00% 15/08/2030	DE	EUR	20,430,485	21,726,779	1.58
Netherland 0.00% 15/07/2030	NL	EUR	17,921,622	18,837,667	1.37
				513,660,103	37.26
개방형 펀드					
Fidelity ILF - The Euro Fund - A-ACC-EUR	IE	EUR	4,881	67,227,798	4.88
				67,227,798	4.88
커뮤니케이션 서비스					
Verizon Communications 1.85% 18/05/2040	US	EUR	4,224,207	4,731,627	0.34
				4,731,627	0.34
증권 자격 취득 또는 기타 통제 된 시장 에서 죽음을 맞게					
금융					
UniCredit 7.296% VRN 02/04/2034 Reg S	IT	USD	1,887,777	1,866,453	0.14
Mapfre 4.375% VRN 31/03/2047	ES	EUR	1,634,439	1,833,956	0.13
				3,700,409	0.27
정부					
Netherlands 0.00% 29/04/2021	NL	EUR	104,604,085	104,960,376	7.61
Italy 1.70% 01/09/2051	IT	EUR	91,537,564	93,498,985	6.78
European Union 0.00% 04/10/2030 EMTN	SU	EUR	30,730,719	31,861,609	2.31
European Union 0.10% 04/10/2040 EMTN	SU	EUR	23,298,108	23,675,724	1.72
				253,996,694	18.43
목록에 없음					
유틸리티					
TXU Europe Funding 7.00% 30/11/2005 (Defaulted)*	GB	EUR	3,473,183	35	0.00
				35	0.00
단주				3	0.00

	시장 가격	% 순자산
총 투자 (비용 EUR 1,156,363,755)	1,171,251,374	84.97

	CCY	기본 노출	미실현 이익 / (손실) EUR	% 순자산
신용 디폴트 스왑 (Credit Default Swap)				
매수 보호 Commerzbk 4% 20/12/2025	EUR	24,843,470	1,694,654	0.12
매수 보호 Lloyds Bank 4.5% 20/12/2025	EUR	15,200,281	352,940	0.03
매수 보호 Repsol Int'l Fin 2.25% 20/12/2025	EUR	28,582,249	277,851	0.02
매수 보호 4.375% 20/12/2025	EUR	10,133,521	273,947	0.02
			2,599,392	0.19

	기본 노출 EUR	미실현 이익 / (손실) EUR	% 순자산
선물환 계약			
구입 USD 판매 EUR 에 1.19905 12/11/2020	10,680,669	309,510	0.02
구입 EUR 판매 AUD 에 0.60593 12/11/2020	11,396,168	49,367	0.00
구입 USD 판매 EUR 에 1.18295 12/11/2020	1,942,619	29,456	0.00
구입 USD 판매 EUR 에 1.18706 12/11/2020	268,492	5,018	0.00
구입 USD 판매 EUR 에 1.19339 12/11/2020	166,404	4,014	0.00
구입 USD 판매 EUR 에 1.17809 12/11/2020	287,878	3,165	0.00
구입 USD 판매 EUR 에 1.19106 12/11/2020	135,854	3,005	0.00
구입 EUR 판매 AUD 에 0.60190 12/11/2020	27,374,665	(64,335)	(0.00)
구입 EUR 판매 USD 에 0.84324 12/11/2020	15,640,544	(272,057)	(0.02)
		67,143	0.00
A-ACC 주식 (HUF) (헤지)			
구입 HUF 판매 EUR 에 368.09630 04/12/2020	718,380	1,818	0.00
구입 HUF 판매 EUR 에 364.72773 05/11/2020	14,446	(81)	(0.00)
구입 EUR 판매 HUF 에 0.00272 05/11/2020	720,505	(1,824)	(0.00)
구입 HUF 판매 EUR 에 365.08450 05/11/2020	709,441	(3,300)	(0.00)
		(3,387)	(0.00)
A-ACC 주식 (USD) (헤지)			
구입 USD 판매 EUR 에 1.17356 05/11/2020	4,482,096	32,533	0.00
구입 USD 판매 EUR 에 1.16769 04/12/2020	4,728,231	7,433	0.00
구입 USD 판매 EUR 에 1.18340 05/11/2020	90,840	1,427	0.00
구입 USD 판매 EUR 에 1.17174 05/11/2020	99,511	567	0.00
구입 EUR 판매 USD 에 0.85633 04/12/2020	145,044	(239)	(0.00)
구입 EUR 판매 USD 에 0.85694 05/11/2020	4,706,973	(7,450)	(0.00)
		34,271	0.00
Y-ACC 주식 (USD) (헤지)			
구입 USD 판매 EUR 에 1.17356 05/11/2020	122,619	890	0.00
구입 USD 판매 EUR 에 1.16769 04/12/2020	120,238	189	0.00
구입 EUR 판매 USD 에 0.84847 05/11/2020	4,206	(48)	(0.00)
구입 EUR 판매 USD 에 0.85694 05/11/2020	119,303	(189)	(0.00)
		842	0.00

	CCY	기본 노출	미실현 이익 / (손실) EUR	% 순자산
선물				
Euro-Bund Bond Future 08/12/2020	EUR	370,535,535	2,076,870	0.15
Euro-Bobl Bond Future 08/12/2020	EUR	67,287,575	170,759	0.01
Euro Buxl 30 Year Bond Future 08/12/2020	EUR	(30,659,326)	(270,441)	(0.02)
Euro-BTP Bond Future 08/12/2020	EUR	(115,524,220)	(431,920)	(0.03)
			1,545,268	0.11
기타 자산 및 부채			202,913,076	14.72
순자산			1,378,407,979	100.00

* 이사회 결정으로 가격이 책정된 유가증권.
별첨 재무제표에 대한 주석은 본 재무제표의 중요한 일부입니다. 투자종목 명세서 및 지역별 배분의 순자산 비율은 반올림되었습니다.

현재 투자종목 명세서서 2020년 10월 31일

지역별 배분

국가	국가 코드	% 순자산
독일	DE	38.71
네덜란드	NL	11.46
이탈리아	IT	8.72
아일랜드	IE	7.02
초 국가	SU	4.03
호주	AU	2.80
영국	GB	2.77
룩셈부르크	LU	2.74
일본	JP	1.74
핀란드	FI	1.60
덴마크	DK	1.57
미국	US	0.95
스위스	CH	0.75
스페인	ES	0.13
현금 및 기타 순자산		15.02

Euro Corporate Bond Fund

현재 투자종목 명세서서 2020년 10월 31일

	국가 코드	CCY	주식 또는 명목	시장 가격 EUR순	% 자산
공인된 주식 또는 공식 증권거래소에서 거래됨					
에너지					
Repsol International Fin. 4.247% VRN (Perpetual)	NL	EUR	9,049,477	9,196,531	1.39
BP Capital Markets 3.625% VRN (Perpetual)	GB	EUR	7,655,857	7,874,983	1.19
Eni 3.375% VRN (Perpetual)	IT	EUR	6,386,216	6,332,022	0.96
				23,403,536	3.54
유틸리티					
EDP 1.625% 15/04/2027 EMTN	PT	EUR	5,339,191	5,834,444	0.88
				5,834,444	0.88
산업재					
Heathrow Funding 1.50% 12/10/2025	GB	EUR	11,311,846	11,313,656	1.71
Siemens Finance 0.25% 05/06/2024 EMTN	NL	EUR	9,049,477	9,218,638	1.39
				20,532,294	3.10
정보 기술					
Infineon Tech. 2.00% 24/06/2032 EMTN	DE	EUR	6,877,602	7,473,471	1.13
				7,473,471	1.13
소비재					
Volkswagen Fin. Services 3.375% 06/04/2028 EMTN	DE	EUR	3,042,434	3,608,565	0.55
				3,608,565	0.55
건강					
Becton Dickinson Euro Finance 1.208% 04/06/2026	LU	EUR	13,798,642	14,327,516	2.17
Takeda Pharmaceutical 1.375% 09/07/2032	JP	EUR	13,121,741	13,872,160	2.10
Bayer 1.375% 06/07/2032	DE	EUR	11,130,856	11,582,758	1.75
Mylan 3.125% 22/11/2028	NL	EUR	7,940,916	9,276,562	1.40
Medtronic 1.375% 15/10/2040	LU	EUR	6,841,404	7,113,159	1.07
AbbVie 1.375% 17/05/2024	US	EUR	6,334,634	6,619,204	1.00
Takeda Pharmaceutical 2.00% 09/07/2040	JP	EUR	4,524,738	4,936,838	0.75
Mylan 2.25% 22/11/2024	NL	EUR	3,231,568	3,465,094	0.52
				71,193,291	10.76
금융					
UBS Group 0.25% VRN 05/11/2028 EMTN	CH	EUR	15,461,936	15,315,588	2.31
BNP Paribas 1.00% 27/06/2024 EMTN	FR	EUR	13,121,741	13,519,947	2.04
AIB Group 2.875% VRN 30/05/2031 EMTN	IE	EUR	12,573,343	12,671,509	1.91
Volkswagen Bank 1.875% 31/01/2024 EMTN	DE	EUR	11,764,320	12,376,108	1.87
Bancosan Santander 1.375% 05/01/2026 EMTN	ES	EUR	11,764,320	12,284,373	1.86
Citigroup 1.25% VRN 06/07/2026 EMTN	US	EUR	11,764,320	12,248,292	1.85
Sampo 2.50% VRN 03/09/2052 EMTN	FI	EUR	11,989,652	12,236,686	1.85
JPMorgan Chase & Co 0.625% 25/01/2024 EMTN	US	EUR	11,764,320	11,981,559	1.81
ABN AMRO Bank 1.25% 28/05/2025 EMTN	NL	EUR	9,773,435	10,214,950	1.54
DH Europe Finance II 0.20% 18/03/2026	LU	EUR	9,705,564	9,796,408	1.48
Commerzbank 4.00% 23/03/2026 EMTN	DE	EUR	8,777,992	9,297,483	1.40
UBS 4.75% VRN 12/02/2026 EMTN	CH	EUR	8,868,487	8,960,143	1.35
Danske Bank 2.50% VRN 21/06/2029 EMTN	DK	EUR	8,330,043	8,693,733	1.31
Lloyds Banking Group 3.50% VRN 01/04/2026 EMTN	GB	EUR	7,556,313	8,516,365	1.29
Goldman Sachs Group 4.75% 12/10/2021	US	EUR	7,714,679	8,041,226	1.22
Lloyds Banking Group 4.50% VRN 18/03/2030 EMTN	GB	EUR	7,013,344	7,841,375	1.18
Allied Irish Banks 4.125% VRN 26/11/2025 EMTN	IE	EUR	7,239,581	7,256,877	1.10
NN Group 4.625% VRN 08/04/2044	NL	EUR	5,356,385	5,933,043	0.90
Nationwide Bldg. Soc. 2.00% VRN 25/07/2029 EMTN	GB	EUR	5,088,521	5,246,443	0.79
Capital One Financial 0.80% 12/06/2024	US	EUR	4,524,738	4,553,828	0.69
Gesellschaft 1.250% VRN 26/05/2041 Reg S	DE	EUR	4,524,738	4,454,596	0.67
UniCredit 2.731% VRN 15/01/2032	IT	EUR	4,051,451	3,768,384	0.57
La Mondiale 0.75% 20/04/2026	FR	EUR	3,619,791	3,598,025	0.54
				208,806,941	31.55
부동산					
Digital Euro Finco 2.625% 15/04/2024	US	EUR	3,384,504	3,673,510	0.56
SELP Finance 1.25% 25/10/2023	LU	EUR	1,809,895	1,865,108	0.28
SELP Finance 1.50% 20/11/2025	LU	EUR	1,515,787	1,589,612	0.24
				7,128,230	1.08
정부					
Germany 0.00% 11/06/2021	DE	EUR	18,098,953	18,182,118	2.75
Australia 1.75% 21/06/2051	AU	AUD	18,785,808	11,220,130	1.70
Germany 0.00% 12/03/2021	DE	EUR	1,275,976	1,279,310	0.19
				30,681,558	4.64
개방형 펀드					
Fidelity ILF - The Euro Fund - A-ACC-EUR	IE	EUR	2,296	31,625,748	4.78
				31,625,748	4.78

	국가 코드	CCY	주식 또는 명목	시장 가격 EUR순	% 자산
커뮤니케이션 서비스					
Verizon Communications 1.85% 18/05/2040	US	EUR	4,901,197	5,489,938	0.83
				5,489,938	0.83
증권 자격 취득 또는 기타 통제 된 시장 에서 죽음을 맞게					
건강					
Danaher 2.10% 30/09/2026	US	EUR	3,619,791	4,036,454	0.61
				4,036,454	0.61
금융					
Mapfre 4.375% VRN 31/03/2047	ES	EUR	5,248,696	5,889,410	0.89
UniCredit 7.296% VRN 02/04/2034 Reg S	IT	USD	746,582	738,149	0.11
				6,627,559	1.00
정부					
Italy 1.70% 01/09/2051	IT	EUR	42,734,343	43,650,033	6.60
European Union 0.00% 04/10/2030 EMTN	SU	EUR	13,425,803	13,919,873	2.10
European Union 0.10% 04/10/2040 EMTN	SU	EUR	10,168,897	10,333,714	1.56
				67,903,620	10.26
금융 상품					
Iberdrola International CP -0.49% 01/02/2021	NL	EUR	13,574,215	13,592,067	2.05
Nykredit Bank CP -.515% 11/01/2021	DK	EUR	13,574,215	13,589,509	2.05
CNH Industr Finance CP -0.27% 12/01/2021	DK	EUR	13,574,215	13,589,495	2.05
EDF CP -0.525% 01/12/2020	FR	EUR	13,574,215	13,580,915	2.05
Jyske Bank CP -0.545% 23/11/2020	DK	EUR	13,574,215	13,579,239	2.05
Nestle Cap Finance Intl. CP -0.58% 19/11/2020	LU	EUR	13,574,215	13,578,801	2.05
America Movil (B) CP -0.27% 14/12/2020	NL	EUR	13,574,215	13,578,730	2.05
Otis Worldwide CP -0.30% 11/12/2020	US	EUR	13,574,215	13,578,445	2.05
Archer Dan CP -0.53% 08/12/2020	US	EUR	13,574,215	13,578,157	2.05
Natwest Markets CP -0.49% 09/11/2020	GB	EUR	13,574,215	13,576,300	2.05
Endesa CP -0.43% 30/12/2020	ES	EUR	9,049,477	9,055,534	1.37
Endesa CP -0.28% 04/11/2020	ES	EUR	9,049,477	9,049,885	1.37
				153,927,077	23.26
단주				(1)	(0.00)
총 투자 (비용 EUR 642,305,557)				648,272,725	97.96

	CCY	기본 노출	미실현 이익 / (손실) EUR순	% 자산
신용 디폴트 스왑 (Credit Default Swap)				
매수 보호 Commerzbk 4% 20/12/2025	EUR	8,823,240	601,862	0.09
매수 보호 4.375% 20/12/2025	EUR	4,841,470	130,883	0.02
매수 보호 Lloyds Bank 4.5% 20/12/2025	EUR	4,841,470	112,416	0.02
매수 보호 Repsol Int'l Fin 2.25% 20/12/2025	EUR	9,049,477	87,971	0.01
			933,132	0.14

	기본 노출 EUR	미실현 이익 / (손실) EUR순	% 자산
선물환 계약			
구입 USD 판매 EUR 에 1.19905 12/11/2020	4,094,362	118,649	0.02
구입 USD 판매 EUR 에 1.18295 12/11/2020	1,429,006	21,668	0.00
구입 EUR 판매 AUD 에 0.60593 12/11/2020	4,206,150	18,221	0.00
구입 USD 판매 EUR 에 1.18706 12/11/2020	109,777	2,052	0.00
구입 USD 판매 EUR 에 1.19339 12/11/2020	69,764	1,683	0.00
구입 USD 판매 EUR 에 1.19106 12/11/2020	51,665	1,143	0.00
구입 USD 판매 EUR 에 1.17809 12/11/2020	98,323	1,081	0.00
구입 EUR 판매 AUD 에 0.60190 12/11/2020	7,043,555	(16,554)	(0.00)
구입 EUR 판매 USD 에 0.84324 12/11/2020	6,715,190	(116,806)	(0.02)
		31,137	0.00
A-ACC 주식 (HUF) (헤지)			
구입 HUF 판매 EUR 에 368.09630 04/12/2020	1,393,883	3,527	0.00
구입 EUR 판매 HUF 에 0.00272 05/11/2020	1,392,196	(3,525)	(0.00)
구입 HUF 판매 EUR 에 365.08450 05/11/2020	1,398,703	(6,507)	(0.00)
		(6,505)	(0.00)

별첨 재무제표에 대한 주석은 본 재무제표의 중요한 일부입니다. 투자종목 명세서 및 지역별 배분의 순자산 비율은 반올림되었습니다.

현재 투자종목 명세서서 2020년 10월 31일

	CCY	기본 노출	미실현 이익 / (손실) EUR	% 순자산
선물				
Euro-Bund Bond Future 08/12/2020	EUR	137,089,616	589,219	0.09
Euro Buxl 30 Year Bond Future 08/12/2020	EUR	(7,866,601)	(81,843)	(0.01)
Euro-BTP Bond Future 08/12/2020	EUR	(131,039,244)	(504,043)	(0.08)
			3,333	0.00
기타 자산 및 부채			12,531,481	1.89
순자산			661,765,303	100.00

지역별 배분

국가	국가 코드	% 순자산
미국	US	12.66
네덜란드	NL	11.25
독일	DE	10.31
이탈리아	IT	8.23
영국	GB	8.22
아일랜드	IE	7.79
덴마크	DK	7.47
룩셈부르크	LU	7.29
스페인	ES	5.48
프랑스	FR	4.64
스위스	CH	3.67
초 국가	SU	3.66
일본	JP	2.84
핀란드	FI	1.85
호주	AU	1.70
포르투갈	PT	0.88
현금 및 기타 순자산		2.03

Fidelity Funds

Euro Short Term Bond Fund

현재 투자종목 명세서서 2020년 10월 31일

	국가 코드	CCY	주식 또는 명목	시장 가격 EUR	% 순자산
공인된 주식 또는 공식 증권거래소에서 거래됨					
산업재					
Heathrow Funding 1.50% 12/10/2025	GB	EUR	64,638,991	64,649,333	1.69
				64,649,333	1.69
정보 기술					
Infineon Tech. 0.75% 24/06/2023 EMTN	DE	EUR	20,373,606	20,814,704	0.54
				20,814,704	0.54
소비재					
BAT Netherlands Finance 2.375% 07/10/2024 EMTN	NL	EUR	45,554,388	49,280,343	1.29
				49,280,343	1.29
건강					
Becton Dickinson Euro Finance 0.632% 04/06/2023	LU	EUR	79,295,067	80,482,986	2.10
Bayer 0.375% 06/07/2024	DE	EUR	68,872,725	69,796,309	1.83
Mylan 2.25% 22/11/2024	NL	EUR	51,604,852	55,334,025	1.45
Mylan 2.125% 23/05/2025	US	EUR	8,944,510	9,559,731	0.25
				215,173,051	5.63
금융					
HSBC Holdings 1.645% VRN 18/04/2026	GB	USD	84,874,453	73,070,844	1.91
Credit Suisse Group 3.25% VRN 02/04/2026 EMTN	CH	EUR	63,108,486	70,594,941	1.85
Volkswagen Bank 0.75% 15/06/2023 EMTN	DE	EUR	68,988,010	70,054,644	1.83
Citigroup 1.25% VRN 06/07/2026 EMTN	US	EUR	63,307,253	65,911,650	1.72
Capital One Financial 0.80% 12/06/2024	US	EUR	61,667,426	62,063,886	1.62
FCA Bank Ireland 0.625% 24/11/2022 EMTN	IT	EUR	60,793,845	61,458,585	1.61
Danske Bank 2.50% VRN 21/06/2029 EMTN	DK	EUR	57,214,054	59,712,019	1.56
Morgan Stanley 0.637% VRN 26/07/2024 EMTN	US	EUR	56,906,959	57,754,531	1.51
Allied Irish Banks 4.125% VRN 26/11/2025 EMTN	IE	EUR	52,566,884	52,692,466	1.38
BBVA 0.75% 11/09/2022 GMTN	ES	EUR	49,492,954	50,266,665	1.31
AIB Group 1.50% 29/03/2023 EMTN	IE	EUR	45,790,921	46,903,003	1.23
Santander UK Group Holdings 1.125% 08/09/2023	GB	EUR	42,759,726	43,670,821	1.14
ABN AMRO Bank 1.25% 28/05/2025 EMTN	NL	EUR	41,542,279	43,418,951	1.14
Goldman Sachs Group 4.75% 12/10/2021	US	EUR	38,103,612	39,716,461	1.04
AIB Group 1.875% VRN 19/11/2029 EMTN	IE	EUR	35,271,184	34,441,076	0.90
NN Group 4.625% VRN 08/04/2044	NL	EUR	18,851,051	20,880,518	0.55
				852,611,061	22.29
부동산					
Digital Euro Finco 2.625% 15/04/2024	US	EUR	50,027,637	54,299,547	1.42
Digital Dutch Finco 0.125% 15/10/2022	NL	EUR	18,962,361	19,068,493	0.50
				73,368,040	1.92
정부					
Germany 0.00% 12/03/2021	DE	EUR	391,709,899	392,733,437	10.27
Germany 0.00% 18/10/2024	DE	EUR	230,818,044	238,612,077	6.24
Germany 0.00% 11/06/2021	DE	EUR	198,766,884	199,680,218	5.22
Germany 0.00% 10/09/2021	DE	EUR	180,877,865	182,012,692	4.76
				1,013,038,424	26.49
개방형 펀드					
Fidelity ILF - The Euro Fund - A-ACC-EUR	IE	EUR	13,608	187,450,212	4.90
				187,450,212	4.90
커뮤니케이션 서비스					
AT&T 2.75% 19/05/2023	US	EUR	48,449,428	52,053,969	1.36
				52,053,969	1.36
증권 자격 취득 또는 기타 통제 된 시장 에서 죽음을 맞게					
정보 기술					
Fiserv 0.375% 01/07/2023	US	EUR	10,096,364	10,228,955	0.27
				10,228,955	0.27
금융					
Danske Bank 1.171% VRN 08/12/2023 144A	DK	USD	71,669,375	61,639,186	1.61
				61,639,186	1.61
부동산					
Blackstone Property Partners 1.40% 06/07/2022 EMTN	LU	EUR	42,284,673	42,978,019	1.12
				42,978,019	1.12
정부					
Netherland 0.00% 29/06/2021	NL	EUR	198,766,884	199,678,294	5.22
Netherland 0.00% 30/03/2021	NL	EUR	180,877,865	181,389,234	4.74
Netherlands Treasury 0.00% 28/01/2021	NL	EUR	180,877,865	181,176,682	4.74
				562,244,210	14.70
금융 상품					
Otis Worldwide CP -0.30% 11/12/2020	US	EUR	64,599,237	64,619,367	1.69
Endesa CP -0.43% 30/12/2020	ES	EUR	49,691,721	49,724,982	1.30
Endesa CP -0.28% 04/11/2020	ES	EUR	49,691,721	49,693,964	1.30
America Movil (B) CP -0.27% 14/12/2020	NL	EUR	32,796,536	32,807,444	0.86
America Movil (B) CP -0.27% 14/12/2020	NL	EUR	31,802,701	31,813,279	0.83
				228,659,036	5.98
단주				3	0.00
총 투자 (비용 EUR 3,425,804,592)				3,434,188,546	89.80

	CCY	기본 노출 EUR	미실현 이익 / (손실) EUR	% 순자산
선물환 계약				
구입 EUR 판매 USD 에 0.85474 12/11/2020		10,614,834	(42,290)	(0.00)
구입 EUR 판매 USD 에 0.83455 12/11/2020		4,016,170	(110,483)	(0.00)
구입 EUR 판매 USD 에 0.84607 12/11/2020		12,660,872	(178,335)	(0.00)
구입 EUR 판매 USD 에 0.84098 12/11/2020		11,729,537	(234,908)	(0.01)
구입 EUR 판매 USD 에 0.84242 12/11/2020		21,430,946	(393,196)	(0.01)
구입 EUR 판매 USD 에 0.84325 12/11/2020		31,829,150	(552,961)	(0.01)
구입 EUR 판매 USD 에 0.83959 12/11/2020		38,890,070	(841,634)	(0.02)
			(2,353,807)	(0.06)
선물				
Euro-Bobl Bond Future 08/12/2020	EUR	307,603,540	1,672,499	0.04
			1,672,499	0.04
기타 자산 및 부채			390,794,697	10.22
순자산			3,824,301,935	100.00

지역별 배분

국가	국가 코드	% 순자산
독일	DE	30.69
네덜란드	NL	21.31
미국	US	10.88
아일랜드	IE	8.41
영국	GB	4.74
스페인	ES	3.91
룩셈부르크	LU	3.23
덴마크	DK	3.17
스위스	CH	1.85
이탈리아	IT	1.61
현금 및 기타 순자산		10.21

별첨 재무제표에 대한 주석은 본 재무제표의 중요한 일부입니다. 투자종목 명세서 및 지역별 배분의 순자산 비율은 반올림되었습니다.

현재 투자종목 명세서서 2020년 10월 31일

공인된 주식 또는 공식 증권거래소에서 거래됨

에너지

	국가 코드	CCY	주식 또는 명목	시장 가격 EUR	% 순자산
Repsol Intl. Finance 3.75% VRN (Perpetual)	NL	EUR	15,856,757	15,922,134	0.57
Eni 3.375% VRN (Perpetual)	IT	EUR	10,286,900	10,199,606	0.37
EG Global Finance 6.25% 30/10/2025 Reg S	GB	EUR	7,992,637	7,639,762	0.27
Vallourec 4.125% 04/10/2022	FR	EUR	1,642,110	6,334,768	0.23
Vallourec 6.375% 15/10/2023 Reg S	FR	EUR	9,979,888	5,946,816	0.21
Vallourec 6.625% 15/10/2022 Reg S	FR	EUR	6,104,550	3,651,150	0.13
Petroleos Mexicanos 3.75% 21/02/2024 EMTN	MX	EUR	3,490,581	3,357,241	0.12
Repsol International Fin. 4.247% VRN (Perpetual)	NL	EUR	2,226,039	2,262,212	0.08
Petroleos Mexicanos 4.75% 26/02/2029	MX	EUR	2,042,783	1,797,649	0.06
Petroleos Mexicanos 6.50% 23/01/2029	MX	USD	1,388,299	1,065,894	0.04
				58,177,232	2.09

유틸리티

	국가 코드	CCY	주식 또는 명목	시장 가격 EUR	% 순자산
EDF 3.375% VRN (Perpetual)	FR	EUR	37,285,750	36,680,975	1.32
EDP 4.496% VRN 30/04/2079	PT	EUR	15,548,951	16,812,303	0.60
Teollisuuden Voima 1.125% 09/03/2026 EMTN	FI	EUR	17,679,792	16,326,581	0.59
EDF 4.50% 04/12/2069 EMTN	FR	USD	15,866,277	15,112,586	0.54
EDF 2.00% 09/12/2049 EMTN	FR	EUR	11,106,394	12,154,915	0.44
EDF 6.00% VRN (Perpetual) EMTN	FR	GBP	9,916,423	11,984,401	0.43
Veolia Environment 2.50% VRN (Perpetual)	FR	EUR	11,185,725	10,856,026	0.39
Anglian Water Osprey Fin. 4.00% 08/03/2026 EMTN	GB	GBP	9,519,766	10,443,967	0.37
Veolia Environment 2.25% VRN (Perpetual)	FR	EUR	8,409,127	8,320,284	0.30
EDF 5.875% VRN (Perpetual) EMTN	FR	GBP	4,363,226	5,270,284	0.19
Energo-Pro AS 4.00% 07/12/2022	CZ	EUR	5,156,540	4,965,748	0.18
Energo-Pro AS 4.50% 04/05/2024	CZ	EUR	2,379,941	2,274,391	0.08
				151,202,461	5.43

소재

	국가 코드	CCY	주식 또는 명목	시장 가격 EUR	% 순자산
Ardagh Packaging Finance 2.125% 15/08/2026 Reg S	SU	EUR	20,568,248	20,161,846	0.72
ARD Finance 5.00% 30/06/2027 Reg S	LU	EUR	11,723,592	11,372,200	0.41
thyssenkru 1.875% 06/03/2023 EMTN	DE	EUR	10,244,061	9,562,760	0.34
Trivium Packaging Fin 3.75% 15/08/2026 Reg S	NL	EUR	7,278,654	7,217,421	0.26
ArcelorMittal 1.75% 19/11/2025 EMTN	LU	EUR	6,843,125	6,839,211	0.25
Ardagh Packaging Finance 4.75% 15/07/2027 Reg S	SU	GBP	5,632,528	6,316,933	0.23
SPCM 2.00% 01/02/2026 Reg S	FR	EUR	6,235,447	6,238,047	0.22
SPCM 2.625% 01/02/2029 Reg S	FR	EUR	5,869,729	5,873,644	0.21
Metinvest 8.50% 23/04/2026 Reg S	NL	USD	6,425,842	5,594,655	0.20
Trivium Packaging Fin 3.75% FRN 15/08/2026 Reg S	NL	EUR	4,249,782	4,173,205	0.15
Arcelormittal 7.25% 15/10/2039	LU	USD	3,688,909	3,874,425	0.14
Holcim Finance Luxembourg 3.00% VRN (Perpetual)	LU	EUR	3,009,039	3,069,888	0.11
Trivium Packaging Fin 5.50% 15/08/2026 144A	NL	USD	2,916,222	2,626,176	0.09
Thyssenkrupp 2.75% 08/03/2021 EMTN	DE	EUR	2,046,750	2,049,697	0.07
				94,970,108	3.41

산업재

	국가 코드	CCY	주식 또는 명목	시장 가격 EUR	% 순자산
Holding d'Infrastructures 2.50% 04/05/2027 EMTN	FR	EUR	28,638,629	31,189,672	1.12
Rolls-Royce 4.625% 16/02/2026 Reg S	GB	EUR	23,575,700	23,634,545	0.85
Getlink 3.50% 30/10/2025	FR	EUR	18,712,687	18,804,023	0.67
Autostrade per l'Italia 1.875% 26/09/2029 EMTN	IT	EUR	18,224,005	17,848,135	0.64
Per l'Italia 6.25% 09/06/2022 EMTN	IT	GBP	14,416,099	16,977,139	0.61
Inter Consolidated Airlines 0.50% 04/07/2023	ES	EUR	19,753,514	16,198,474	0.58
Paprec Holding 3.50% FRN 31/03/2025 Reg S	FR	EUR	12,919,116	12,003,409	0.43
Intrum 3.50% 15/07/2026 Reg S	SE	EUR	12,919,909	11,576,238	0.42
Intrum 3.00% 15/09/2027 Reg S	SE	EUR	12,805,672	11,163,498	0.40
Holding d'Infrastructures 1.625% 18/09/2029 EMTN	FR	EUR	8,885,115	9,074,226	0.33
Per l'Italia 1.875% 04/11/2025 EMTN	IT	EUR	8,477,352	8,387,721	0.30
Autostrade per l'Italia 1.125% 04/11/2021 EMTN	IT	EUR	8,014,850	7,917,068	0.28
AA Bond 5.50% 31/07/2022 Reg S	GB	GBP	7,305,627	7,404,407	0.27
Intrum 3.125% 15/07/2024 Reg S	SE	EUR	7,554,728	7,144,445	0.26
Rolls-Royce 5.75% 15/10/2027 144A	GB	USD	5,721,379	4,978,369	0.18
Autostrade per l'Italia 1.75% 26/06/2026/ EMTN	IT	EUR	5,064,515	4,954,043	0.18
Intrum 2.75% 15/07/2022 Reg S	SE	EUR	1,412,337	1,410,229	0.05
				210,665,641	7.56

정보 기술

	국가 코드	CCY	주식 또는 명목	시장 가격 EUR	% 순자산
Orano 3.375% 23/04/2026 EMTN	FR	EUR	38,158,395	39,298,950	1.41
Orano 2.75% 08/03/2028 EMTN	FR	EUR	21,657,468	21,191,789	0.76
Nexi 1.75% 24/04/2027	IT	EUR	14,041,655	15,877,671	0.57
ams 2.125% 03/11/2027	AT	EUR	13,169,010	12,949,548	0.46
Nokia 3.125% 15/05/2028 EMTN	FI	EUR	6,092,650	6,576,254	0.24
Nokia 6.625% 15/05/2039	FI	USD	5,501,631	5,950,460	0.21
ams 0.00% 05/03/2025	AT	EUR	7,298,487	5,377,635	0.19
Nokia 2.375% 15/05/2025 EMTN	FI	EUR	5,118,461	5,319,765	0.19
				112,542,072	4.04

소비재

	국가 코드	CCY	주식 또는 명목	시장 가격 EUR	% 순자산
Fiat Chrysler Automobiles 4.50% 07/07/2028	NL	EUR	36,361,539	42,311,523	1.52
Fiat Chrysler Automobiles 3.875% 05/01/2026	NL	EUR	33,311,248	36,524,584	1.31
Faurecia 3.75% 15/06/2028	FR	EUR	34,751,906	35,304,252	1.27
Volkswagen Int'l Finance 3.875% VRN (Perpetual)	NL	EUR	30,939,239	31,257,140	1.12
IPD 3 4.50% 15/07/2022 Reg S	NL	EUR	20,816,555	19,359,416	0.69
Verisure Holdings 3.875% 15/07/2026 Reg S	SE	EUR	19,076,024	19,078,733	0.68
UPC Holding 3.875% 15/06/2029 Reg S	NL	EUR	18,266,051	17,718,069	0.64
Ziggo Bond 3.375% 28/02/2030 Reg S	NL	EUR	18,216,072	17,388,388	0.62
Ford Motor 8.50% 21/04/2023	US	USD	17,472,737	16,623,059	0.60
Ford Motor 9.625% 22/04/2030	US	USD	13,063,499	15,071,211	0.54
Ford Motor 9.00% 22/04/2025	US	USD	14,064,661	14,238,077	0.51
Volvo Car 2.125% 02/04/2024 EMTN	SE	EUR	12,752,520	12,895,986	0.46
Altice Financing 3.00% 15/01/2028 Reg S	LU	EUR	13,527,587	12,353,352	0.44
Schaeffle 3.375% 12/10/2028 EMTN	DE	EUR	11,582,382	11,577,726	0.42
Schaeffler 2.75% 12/10/2025 EMTN	DE	EUR	10,471,743	10,427,709	0.37
SES SA . 5.625% VRN (Perpetual)	LU	EUR	7,883,953	8,420,937	0.30
Altice Finco 4.75% 15/01/2028 Reg S	LU	EUR	8,789,917	7,956,281	0.29
Ziggo 4.25% 15/01/2027 Reg S	NL	EUR	7,496,816	7,730,979	0.28
Volkswagen Int'l Finance 3.75% VRN (Perpetual)	NL	EUR	6,921,663	6,978,871	0.25
Arqiva Broadcast Finance 6.75% 30/09/2023	GB	GBP	5,553,197	6,366,473	0.23
CPUK Finance 4.25% 28/02/2022 Reg S	GB	GBP	5,670,954	6,191,088	0.22
Pinnacle Bidco 6.375% 15/02/2025 Reg S	GB	GBP	5,553,197	5,513,651	0.20
LHMC Finco 7.25% 02/10/2025 Reg S	LU	EUR	6,435,361	4,661,441	0.17
Jaguar Land Rover 5.875% 15/11/2024 Reg S	GB	EUR	4,621,053	4,267,150	0.15
Fiat Chrysler Automobiles 5.25% 15/04/2023	NL	USD	4,469,530	4,095,295	0.15
Nissan Motor 3.201% 17/09/2028 Reg S	JP	EUR	3,797,593	3,845,530	0.14
Altice France Holding 4.00% 15/02/2028 Reg S	LU	EUR	4,125,232	3,717,040	0.13
Volkswagen Int'l Finance 3.50% VRN (Perpetual)	NL	EUR	3,569,912	3,608,535	0.13
Cirsa Finance Int'l 3.625% FRN 30/09/2025 Reg S	LU	EUR	3,479,474	2,921,141	0.10
Renault 3.125% 05/03/2021 EMTN	FR	EUR	2,379,941	2,402,789	0.09
Cirsa Finance Intl. Sarl 4.75% 22/05/2025 Reg S	LU	EUR	2,618,729	2,206,541	0.08
SES	LU	EUR	202,842	1,390,282	0.05
				394,403,249	14.15

소비재

	국가 코드	CCY	주식 또는 명목	시장 가격 EUR	% 순자산
Iceland Bondco 4.625% 15/03/2025 Reg S	GB	GBP	15,308,577	16,267,819	0.58
Casino Guichard 4.561% 25/01/2023 EMTN	FR	EUR	6,267,179	5,937,764	0.21
Iceland Bondco 6.75% 15/07/2024 Reg S	GB	GBP	1,445,418	1,627,104	0.06
				23,832,687	0.86

건강

	국가 코드	CCY	주식 또는 명목	시장 가격 EUR	% 순자산
Eurofins Scientific 3.25% VRN (Perpetual)	LU	EUR	6,551,186	6,452,918	0.23
Eurofins Scientific 2.875% VRN (Perpetual)	LU	EUR	4,974,078	5,013,681	0.18
Eurofins Scientific 4.875% VRN (Perpetual)	LU	EUR	2,379,941	2,498,605	0.09
				13,965,204	0.50

금융

	국가 코드	CCY	주식 또는 명목	시장 가격 EUR	% 순자산
Vivion Investments 3.00% 08/08/2024	LU	EUR	23,799,415	21,186,477	0.76
Banco Comercial Portugues 9.25% VRN (Perpetual)	PT	EUR	23,958,078	20,803,206	0.75
Commerzbank 6.125% VRN (Perpetual)	DE	EUR	20,150,171	19,723,189	0.71
UniCredit 7.50% VRN (Perpetual)	IT	EUR	17,809,895	19,201,294	0.69
Intesa Sanpaolo 5.875% VRN (Perpetual) EMTN	IT	EUR	19,031,599	18,560,719	0.67
Smurfit Kappa Treasury 1.50% 15/09/2027	IE	EUR	18,588,136	18,502,426	0.66
Jerrold Finco 4.875% 15/01/2026 Reg S	GB	GBP	14,438,312	14,833,393	0.53
Cabot Financial 6.375% FRN 14/06/2024 Reg S	LU	EUR	14,256,643	14,427,295	0.52
Intertrust Group 3.375% 15/11/2025 Reg S	NL	EUR	14,120,986	14,174,293	0.51
Jerrold Finco 6.125% 15/01/2024 Reg S	GB	GBP	12,693,021	13,552,546	0.49
AIB Group 2.875% VRN 30/05/2031 EMTN	IE	EUR	12,827,885	12,928,038	0.46
Garfunkelux Holdco 3 7.50% 01/08/2022 Reg S	LU	EUR	12,788,219	12,783,104	0.46
International Personal Fin. 5.75% 07/04/2021 EMTN	GB	EUR	13,311,806	12,080,464	0.43
UniCredit 9.25% VRN (Perpetual)	IT	EUR	9,001,732	9,679,652	0.35
Banca Monte 10.50% 23/07/2029 EMTN	IT	EUR	9,599,097	9,676,389	0.35
James Hardie Int'l Fin 3.625% 01/10/2026 Reg S	IE	EUR	9,400,769	9,620,164	0.35
UniCredit 3.875% VRN (Perpetual) EMTN	IT	EUR	12,136,115	9,443,414	0.34
LeasePlan 7.375% VRN (Perpetual)	NL	EUR	9,252,419	9,416,650	0.34
Bank of Ireland 10.00% 19/12/2022 EMTN	IE	EUR	7,377,819	8,698,374	0.31
Lloyds Bank 13.00% VRN (Perpetual) EMTN	GB	GBP	4,429,864	8,640,206	0.31
FCE Bank 2.727% 03/06/2022 EMTN	GB	GBP	7,112,852	7,846,187	0.28
AIB Group 6.25% VRN (Perpetual)	IE	EUR	7,477,776	7,543,207	0.27
Banco De Sabadell 1.75% 10/05/2024 EMTN	ES	EUR	7,457,150	7,360,729	0.26
Garfunkelux Holdco 3.50% FRN 01/09/2023 Reg S	LU	EUR	6,984,335	6,978,782	0.25
Yapi ve Kredi Bankasi 6.10% 16/03/2023 Reg S	TR	USD	7,933,138	6,669,258	0.24
TBC Bank 10.775% VRN (Perpetual) Reg S	GE	USD	7,576,147	6,551,623	0.24
UniCredit 2.731% VRN 15/01/2032	IT	EUR	6,187,848	5,755,515	0.21
TBC Bank 5.75% 19/06/2024 Reg S	GE	USD	6,564,672	5,712,146	0.20
Banco de Sabadell 5.625% 06/05/2026 EMTN	ES	EUR	4,997,877	5,298,654	0.19
Bankia 6.375% VRN (Perpetual)	ES	EUR	5,077,208	5,093,075	0.18
Ford Motor Credit 0.249% FRN 15/11/2023 EMTN	US	EUR	5,196,206	4,814,685	0.17
Bank of Ireland Group 7.50% VRN (Perpetual) Reg S	IE	EUR	4,473,497	4,725,131	0.17
FCE Bank 1.615% 11/05/2023 EMTN	GB	EUR	3,774,587	3,683,714	0.13
Banco de Sabadell 1.125% 27/03/2025 EMTN	ES	EUR	3,728,575	3,573,187	0.13
Garfunkelux Holdco 3 11.00% 01/11/2023 Reg S	LU	GBP	3,093,924	3,535,854	0.13
Commerzbank 4.00% VRN 05/12/2030 EMTN	DE	EUR	3,411,249	3,491,219	0.13
FCE Bank 1.528% 09/11/2020 EMTN	GB	EUR	3,450,915	3,449,328	0.12
FCE Bank 1.875% 24/06/2021 EMTN	GB	EUR	3,450,915	3,435,082	0.12
Ford Motor Credit 0.00% FRN 14/05/2021 EMTN	US	EUR	3,450,915	3,405,042	0.12
Turkiye Is Bankasi 6.125% 25/04/2024 Reg S	TR	USD	3,966,569	3,233,858	0.12

* 이사회 결정으로 가격이 책정된 유가증권.

별첨 재무제표에 대한 주석은 본 재무제표의 중요한 일부입니다. 투자종목 명세서 및 지역별 배분의 순자산 비율은 반올림되었습니다.

현재 투자종목 명세서서 2020년 10월 31일

	국가 코드	CCY	주식 또는 명목	시장 가격 EUR순	% 자산
FCE Bank 3.25% 19/11/2020 EMTN	GB	GBP	1,159,825	1,291,026	0.05
Bankia 6.00% VRN (Perpetual)	ES	EUR	1,269,302	1,241,536	0.04
Eurobank Ergasias	GR	EUR	2,030,044	577,954	0.02
				383,198,085	**13.75**
부동산					
ADLER Real Estate 3.00% 27/04/2026	DE	EUR	20,546,828	20,540,438	0.74
ADLER Real Estate 2.125% 06/02/2024	DE	EUR	14,517,643	14,201,754	0.51
Corestate Capital Holding 3.50% 15/04/2023	LU	EUR	9,678,429	7,355,567	0.26
				42,097,759	**1.51**
개방형 펀드					
Fidelity ILF - The Euro Fund - A-ACC-EUR	IE	EUR	17,189	236,767,484	8.50
				236,767,484	**8.50**
커뮤니케이션 서비스					
Telecom Italia Finance 7.75% 24/01/2033 EMTN	LU	EUR	17,651,233	25,417,881	0.91
Vodafone Group 6.25% VRN 03/10/2078	GB	USD	21,002,984	19,492,276	0.70
Telefonica Europe 5.875% VRN (Perpetual)	NL	EUR	15,548,951	16,904,610	0.61
Telecom Italia 5.303% 30/05/2024	IT	USD	16,175,669	15,000,172	0.54
Cellnex Telecom 0.50% 05/07/2028	ES	EUR	9,519,766	13,192,587	0.47
Netflix 3.625% 15/06/2030 Reg S	US	EUR	10,323,393	11,289,084	0.41
Altice France 5.875% 01/02/2027 Reg S	FR	EUR	10,487,609	10,981,051	0.39
Crystal Almond 4.25% 15/10/2024 Reg S	LU	EUR	11,184,932	10,876,228	0.39
RCS & RDS 2.50% 05/02/2025 Reg S	RO	EUR	10,233,748	9,787,301	0.35
Altice France 3.375% 15/01/2028 Reg S	FR	EUR	9,979,888	9,451,902	0.34
RCS & RDS 3.25% 05/02/2028 Reg S	RO	EUR	7,615,813	7,268,798	0.26
UPCB Finance IV 4.00% 15/01/2027 Reg S	KY	EUR	6,051,001	6,124,944	0.22
Banijay Entertainment 5.375% 01/03/2025 144A	FR	USD	6,981,162	6,100,764	0.22
Silknet 11.00% 02/04/2024	GE	USD	6,366,343	5,833,288	0.21
Telefonica Europe 3.75% VRN (Perpetual)	NL	EUR	4,759,883	4,835,970	0.17
Telecom Italia 2.75% 15/04/2025 EMTN	IT	EUR	4,314,834	4,475,290	0.16
Vodafone Group 4.20% VRN 03/10/2078	GB	EUR	3,966,569	4,336,579	0.16
Telefonica Europe 3.00% VRN (Perpetual)	NL	EUR	3,252,587	3,218,028	0.12
				184,586,753	**6.62**
증권 자격 취득 또는 기타 통제 된 시장 에서 죽음을 맞게					
에너지					
Petroleos Mexicanos 6.49% 23/01/2027	MX	USD	11,146,059	8,898,479	0.32
Petroleos Mexicanos 6.875% 04/08/2026	MX	USD	5,870,522	4,849,398	0.17
				13,747,877	**0.49**
유틸리티					
ContourGlobal Power Hlgs 4.125% 01/08/2025 Reg S	LU	EUR	24,934,647	25,239,523	0.91
Drax Finco 2.625% 01/11/2025	GB	EUR	5,653,948	5,687,883	0.20
				30,927,406	**1.11**
소재					
CeramTec Bond 5.25% 15/12/2025 Reg S	DE	EUR	19,991,508	19,382,167	0.70
Schoeller Packaging 6.375% 01/11/2024 Reg S	NL	EUR	10,405,104	10,004,223	0.36
Ardagh Packaging Finance 4.125% 15/08/2026 144A	SU	USD	9,916,423	8,692,457	0.31
Ardagh Packaging Finance 5.25% 15/08/2027 144A	SU	USD	7,238,989	6,384,328	0.23
				44,463,175	**1.60**
산업재					
Vertical Holdco 6.625% 15/07/2028 Reg S	DE	EUR	22,503,933	23,278,496	0.84
Autostrade per l'Italia 1.625% 12/06/2023 MTN	IT	EUR	23,305,974	23,131,179	0.83
Techem 2.00% 15/07/2025 Reg S	DE	EUR	17,461,631	16,611,598	0.60
XPO Logistics 6.25% 01/05/2025 144A	US	USD	11,940,960	10,912,390	0.39
Global Ship Lease 9.875% 15/11/2022 144A	MH	USD	11,197,625	9,769,724	0.35
Autostrade per l'Italia 5.875% 09/06/2024 EMTN	IT	EUR	6,901,830	7,899,780	0.28
Avolon Holdings Funding 4.375% 01/05/2026 144A	KY	USD	6,943,083	5,795,119	0.21
Autostrade per l'Italia 2.875% 26/02/2021 EMTN	IT	EUR	4,897,920	4,901,471	0.18
Stena International 6.125% 01/02/2025 144A	LU	USD	5,466,726	4,422,462	0.16
Stena International 3.75% 01/02/2025 Reg S	LU	EUR	3,620,684	3,388,816	0.12
Global Ship Lease 9.875% 15/11/2022 Reg S	MH	USD	2,438,647	2,127,675	0.08
Vertical 4.375% 15/07/2027 Reg S	DE	EUR	2,042,783	2,070,871	0.07
				114,309,581	**4.10**
정보 기술					
Adevinta 2.625% 15/11/2025 Reg S	NO	EUR	27,681,099	27,674,179	0.99
IHS Netherlands 8.00% 18/09/2027 Reg S	NL	USD	22,470,614	19,721,216	0.71
ams 6.00% 31/07/2025 Reg S	AT	EUR	15,593,377	16,256,095	0.58
Nexi 1.75% 31/10/2024	IT	EUR	11,998,078	11,989,080	0.43
Hurricane Finance 8.00% 15/10/2025 Reg S	GB	GBP	10,313,080	11,937,550	0.43
Hurricane Finance 8.00% 15/10/2025	GB	GBP	6,068,851	6,883,551	0.25
PLT VII Finance 4.625% 05/01/2026 Reg S	LU	EUR	5,919,708	5,949,306	0.21
Adevinta 3.00% 15/11/2027 Reg S	NO	EUR	5,313,616	5,368,532	0.19
IHS Netherlands 7.125% 18/03/2025 Reg S	NL	USD	4,442,557	3,870,388	0.14
				109,649,897	**3.93**
소비재					
Altice France Holding 8.00% 15/05/2027 Reg S	LU	EUR	39,150,037	41,178,009	1.48
Verisure Midholding 5.75% 01/12/2023 Reg S	SE	EUR	24,627,634	24,543,901	0.88
CBR Fashion Finance 5.125% 01/10/2022 Reg S	NL	EUR	20,607,120	18,448,112	0.66
Banijay Group 6.50% 01/03/2026 Reg S	FR	EUR	15,003,944	14,658,854	0.53
Novem Group 5.25% FRN 15/05/2024 Reg S	DE	EUR	15,072,963	14,557,030	0.52
GEMS Education Delaware 7.125% 31/07/2026 Reg S	SU	USD	13,268,174	11,288,852	0.41
Cirsa Finance Int'l 6.25% 20/12/2023 Reg S	LU	EUR	11,677,580	10,397,296	0.37
JLR Automotive 7.75% 15/10/2025 144A	GB	USD	11,403,886	9,782,206	0.35
Altice Financing 7.50% 15/05/2026 144A	LU	USD	7,933,138	7,115,822	0.26
Aston Martin Capital Hldgs 12.00% 15/04/2022 Reg S	GB	USD	7,260,051	6,636,586	0.24
Cirsa Finance Int'l 7.875% 20/12/2023 144A	LU	USD	7,613,433	5,963,055	0.21
United Group 4.875% 01/07/2024 Reg S	NL	EUR	5,537,331	5,554,662	0.20
Volvo Car 3.25% 18/05/2021	SE	EUR	3,460,435	3,514,290	0.13
Matalan Finance 6.75% 31/01/2023 Reg S	GB	GBP	2,300,610	1,689,503	0.06
Cairo Mezz	CY	EUR	169,170	17,560	0.00
				175,345,738	**6.29**
소비재					
Sigma Holdco 5.75% 15/05/2026 Reg S	NL	EUR	20,642,819	19,813,659	0.71
Walnut Bidco 6.75% 01/08/2024 Reg S	GB	EUR	18,561,957	18,016,087	0.65
Walnut Bidco 9.125% 01/08/2024 144A	GB	USD	1,880,947	1,657,949	0.06
Walnut Bidco 9.125% 01/08/2024 Reg S	GB	USD	793,314	699,261	0.03
				40,186,956	**1.44**
건강					
Nidda Healthcare Holding 3.50% 30/09/2024 Reg S	DE	EUR	10,255,168	10,024,324	0.36
Nidda Healthcare Holding 3.50% 30/09/2024 Reg S	DE	EUR	9,833,125	9,566,028	0.34
				19,590,352	**0.70**
금융					
Lincoln Financing 3.625% 01/04/2024 Reg S	LU	EUR	23,149,691	22,107,955	0.79
Caixa Geral de Depositos 10.75% VRN (Perpetual)	PT	EUR	14,279,649	15,332,773	0.55
Garfunkelux Holdco 3 6.75% 01/11/2025 Reg S	LU	EUR	14,734,218	14,505,749	0.52
Newday Bondco 7.375% 01/02/2024 Reg S	GB	GBP	13,803,661	13,812,931	0.50
Garfunkelux Holdco 3 7.75% 01/11/2025 Reg S	LU	GBP	12,317,784	13,484,299	0.48
Banca Monte 3.625% 24/09/2024 EMTN	IT	EUR	12,407,428	12,558,182	0.45
Intesa Sanpaolo 5.017% 26/06/2024 144A	IT	USD	11,155,579	10,110,947	0.36
Lincoln Financing 3.875% FRN 01/04/2024 Reg S	LU	EUR	9,658,596	9,243,199	0.33
Banca Monte 8.00% VRN 22/01/2030	IT	EUR	10,958,837	9,156,108	0.33
Newday Bondco 6.544% FRN 01/02/2023 Reg S	GB	GBP	9,083,443	9,084,302	0.33
Credito Real SAB 5.00% 01/02/2027 Reg S	MX	EUR	11,324,555	8,804,841	0.32
Banco BPM 6.125% VRN (Perpetual)	IT	EUR	7,933,138	7,157,940	0.26
Garfunkelux Holdco 3 8.50% 01/11/2022 Reg S	LU	GBP	6,407,596	7,121,926	0.26
Banca Monte 5.375% VRN 18/01/2028 EMTN	IT	EUR	8,647,121	6,734,481	0.24
CaixaBank 5.875% VRN (Perpetual)	ES	EUR	4,601,220	4,518,707	0.16
UniCredit 6.572% 14/01/2022 144A	IT	USD	3,807,906	3,457,842	0.12
Global Aircraft Leasing 6.50% 15/09/2024 144A	KY	USD	4,104,526	2,369,249	0.09
UniCredit 6.625% VRN (Perpetual)	IT	EUR	1,073,354	1,070,869	0.04
				170,632,300	**6.12**
커뮤니케이션 서비스					
Telecom Italia 2.875% 28/01/2026 EMTN	IT	EUR	23,872,400	24,781,771	0.89
Infrastrutture Wireless 1.625% 21/10/2028 GMTN	IT	EUR	23,588,393	23,712,268	0.85
Matterhorn Telecom 3.125% 15/09/2026 Reg S	LU	EUR	19,033,979	18,085,611	0.65
Altice France 7.375% 01/05/2026 144A	FR	USD	15,866,277	14,227,967	0.51
Telecom Italia Capital 7.721% 04/06/2038	LU	USD	11,979,039	13,962,127	0.50
Netflix 3.875% 15/11/2029 Reg S	US	EUR	10,473,329	11,650,531	0.42
Telecom Italia Capital 7.20% 18/07/2036	LU	USD	9,480,100	10,380,061	0.37
DKT Finance ApS 7.00% 17/06/2023 Reg S	DK	EUR	4,971,698	5,018,432	0.18
Matterhorn Telecom 2.625% 15/09/2024 Reg S	LU	EUR	2,790,878	2,724,218	0.10
Netflix 3.00% 15/06/2025 Reg S	US	EUR	2,379,941	2,482,174	0.09
Telecom Italia 5.25% 17/03/2055 EMTN	IT	EUR	2,062,616	2,442,117	0.09
				129,467,277	**4.65**
목록에 없음					
에너지					
DTEK Finance 10.75% 31/12/2024 (Defaulted)	GB	USD	31,564,393	17,881,206	0.64
Nostrum O&G 8.00% 25/07/2022 Reg S (Defaulted)	NL	USD	15,667,948	3,563,801	0.13
Fara Holdings*	GB	GBP	739,889	3,002,863	0.11
Nostrum Oil & Gas Finance 7.00% 16/02/2025 Reg S	NL	USD	1,983,285	434,091	0.02
Afren 6.625% 09/12/2020 Reg S (Defaulted)	GB	USD	7,234,377	30,427	0.00
				24,912,388	**0.89**
유틸리티					
TXU Europe Funding 7.00% 30/11/2005 (Defaulted)*	GB	EUR	594,985	6	0.00
				6	**0.00**
소비재					
Virgin Media Secured Fin. 4.125% 15/08/2030 Reg S	GB	GBP	37,699,066	41,117,234	1.48

현재 투자종목 명세서서 2020년 10월 31일

	국가 코드	CCY	주식 또는 명목	시장 가격 EUR	% 순자산
Virgin Media Secured Fin. 4.125% 15/08/2030	GB	GBP	7,377,819	8,046,764	0.29
JPIMedia FRN 0.00% 17/11/2023*	GB	GBP	3,788,073	926,653	0.03
Technicolor 0.00% (Perpetual) (Defaulted)*	FR	EUR	3,014,593	30	0.00
Waterford 9.875% 01/12/2010 Reg S (Defaulted)*	IE	EUR	1,840,488	18	0.00
				50,090,699	1.80
소비재					
Agrokor DD Challenged Strips*	HR	EUR	1,789,942	2,662,539	0.10
				2,662,539	0.10
금융					
Stoneway Cap. 10.00% 01/03/2027 Reg S (Defaulted)	CA	USD	12,610,687	3,815,516	0.14
Cattles 8.125% 05/07/2017 (Defaulted)*	GB	GBP	3,054,258	3,753	0.00
Cattles 7.88% 17/01/2014 EMTN (Defaulted)*	GB	GBP	1,142,372	3,182	0.00
Hel Telc.Fin. 8.011% 15/07/2015 Reg S (Defaulted)*	LU	EUR	7,668,314	77	0.00
				3,822,528	0.14
커뮤니케이션 서비스					
Johnston Press 8.625% 01/06/2019 Reg S (Defaulted)*	GB	GBP	3,240,387	36	0.00
KPNQwest 7.125% 01/06/2009 (Defaulted)*	NL	EUR	733,815	7	0.00
JPIMedia*	GB	GBP	151,523	2	0.00
				45	0.00
단주				(6)	(0.00)
총 투자 (비용 EUR 2,926,109,493)				2,836,217,493	101.77

신용 디폴트 스왑 (Credit Default Swap)

	CCY	기본 노출	미실현 이익 / (손실) EUR	% 순자산
매도 보호 Wind Acquisition Fin. 7% 20/12/2021	EUR	22,609,444	1,291,897	0.05
매도 보호 Elis 1.75% 20/06/2025	EUR	7,219,156	701,567	0.03
매도 보호 Altice 6.25% 20/12/2024	EUR	10,789,068	499,418	0.02
매도 보호 CDX NA HY S35 5 년 20/12/202	USD	14,696,139	448,235	0.02
매수 보호 Renault 3.125% 20/12/2024	EUR	7,258,822	432,400	0.02
매도 보호 Wind Acquisition Fin. 4% 20/12/2021	EUR	6,346,511	362,638	0.01
매도 보호 Intrum Just 3.125% 20/06/2024	EUR	9,519,766	219,615	0.01
매도 보호 iTraxx Xover S34 20/12/2025	EUR	3,066,158	184,266	0.01
매도 보호 Tesco 6% 20/12/2021	EUR	7,457,150	73,503	0.00
매도 보호 Inter Construction A 0.5% 20/06/2021	EUR	7,298,487	(383,105)	(0.01)
매도 보호 Rolls-Royce 2.125% 20/12/2025	EUR	3,688,909	(567,093)	(0.02)
매도 보호 Stena 7% 20/12/2024	EUR	7,840,321	(656,253)	(0.02)
매도 보호 Rolls-Royce 2.125% 20/06/2025	EUR	14,914,300	(2,025,037)	(0.07)
			582,051	0.02

선물환 계약

	기본 노출 EUR	미실현 이익 / (손실) EUR	% 순자산
구입 USD 판매 EUR 에 1.18815 12/11/2020	16,865,792	331,012	0.01
구입 USD 판매 EUR 에 1.18526 12/11/2020	15,034,195	257,753	0.01
구입 USD 판매 EUR 에 1.19058 12/11/2020	8,379,050	181,908	0.01
구입 USD 판매 EUR 에 1.18375 12/11/2020	8,465,581	134,182	0.00
구입 GBP 판매 EUR 에 0.91292 12/11/2020	6,014,259	89,931	0.00
구입 USD 판매 EUR 에 1.17319 12/11/2020	11,162,053	75,779	0.00
구입 USD 판매 EUR 에 1.18251 12/11/2020	4,875,220	72,094	0.00
구입 GBP 판매 EUR 에 0.91823 12/11/2020	2,911,545	60,731	0.00
구입 GBP 판매 EUR 에 0.90474 12/11/2020	10,351,071	60,712	0.00
구입 GBP 판매 EUR 에 0.91413 12/11/2020	3,287,368	53,575	0.00
구입 USD 판매 EUR 에 1.17049 12/11/2020	4,516,619	20,179	0.00
구입 USD 판매 EUR 에 1.16468 12/11/2020	11,215,655	(5,735)	(0.00)
구입 EUR 판매 GBP 에 1.11003 12/11/2020	4,199,993	(6,581)	(0.00)
구입 EUR 판매 GBP 에 1.10224 12/11/2020	1,943,004	(16,653)	(0.00)
구입 EUR 판매 GBP 에 1.09906 12/11/2020	4,192,937	(47,919)	(0.00)
구입 EUR 판매 GBP 에 1.10145 12/11/2020	5,423,300	(50,331)	(0.00)
구입 EUR 판매 GBP 에 1.09631 12/11/2020	3,811,921	(52,997)	(0.00)
구입 EUR 판매 USD 에 0.84607 12/11/2020	11,143,883	(156,968)	(0.01)
구입 EUR 판매 USD 에 0.84300 12/11/2020	10,960,750	(193,642)	(0.01)
구입 EUR 판매 GBP 에 1.10283 12/11/2020	25,065,014	(201,532)	(0.01)
구입 EUR 판매 GBP 에 1.09789 12/11/2020	18,944,067	(236,411)	(0.01)
구입 EUR 판매 GBP 에 1.10864 12/11/2020	222,939,180	(626,965)	(0.02)
구입 EUR 판매 USD 에 0.84272 12/11/2020	141,604,721	(2,547,664)	(0.09)
구입 EUR 판매 USD 에 0.84267 12/11/2020	142,285,513	(2,567,919)	(0.09)
구입 EUR 판매 USD 에 0.84193 12/11/2020	142,276,663	(2,690,396)	(0.10)
		(8,063,857)	(0.29)

A-ACC 주식 (CZK) (헤지)

	기본 노출 EUR	미실현 이익 / (손실) EUR	% 순자산
구입 CZK 판매 EUR 에 27.32875 04/12/2020	7,360,443	15,299	0.00
구입 EUR 판매 CZK 에 0.03661 05/11/2020	7,380,122	(15,283)	(0.00)
구입 CZK 판매 EUR 에 27.17000 05/11/2020	7,404,163	(24,041)	(0.00)
		(24,025)	(0.00)

A-ACC 주식 (PLN) (헤지)

	기본 노출 EUR	미실현 이익 / (손실) EUR	% 순자산
구입 PLN 판매 EUR 에 4.61783 04/12/2020	7,027,731	3,743	0.00
구입 PLN 판매 EUR 에 4.55931 05/11/2020	137,148	(1,588)	(0.00)
구입 EUR 판매 PLN 에 0.21667 05/11/2020	7,087,019	(3,895)	(0.00)
구입 PLN 판매 EUR 에 4.48509 05/11/2020	192,237	(5,319)	(0.00)
구입 PLN 판매 EUR 에 4.52531 05/11/2020	6,895,218	(130,677)	(0.00)
		(137,736)	(0.00)

A-ACC 주식 (SEK) (헤지)

	기본 노출 EUR	미실현 이익 / (손실) EUR	% 순자산
구입 SEK 판매 EUR 에 10.54322 05/11/2020	56,314,564	1,015,414	0.04
구입 SEK 판매 EUR 에 10.40440 04/12/2020	55,415,958	237,910	0.01
구입 EUR 판매 SEK 에 0.09703 05/11/2020	1,136,370	5,520	0.00
구입 EUR 판매 SEK 에 0.09614 05/11/2020	56,193,608	(241,153)	(0.01)
		1,017,691	0.04

A-ACC 주식 (USD) (헤지)

	기본 노출 EUR	미실현 이익 / (손실) EUR	% 순자산
구입 USD 판매 EUR 에 1.17356 05/11/2020	27,356,807	198,565	0.01
구입 USD 판매 EUR 에 1.16769 04/12/2020	25,878,736	40,682	0.00
구입 EUR 판매 USD 에 0.84837 05/11/2020	1,239,034	(14,326)	(0.00)
구입 EUR 판매 USD 에 0.85694 05/11/2020	26,316,338	(41,655)	(0.00)
		183,266	0.01

A-HMDIST (G) 주식 (AUD) (헤지)

	기본 노출 EUR	미실현 이익 / (손실) EUR	% 순자산
구입 AUD 판매 EUR 에 1.65915 04/12/2020	3,489,739	2,145	0.00
구입 EUR 판매 AUD 에 0.60301 05/11/2020	3,538,263	(2,225)	(0.00)
구입 AUD 판매 EUR 에 1.64526 05/11/2020	3,564,187	(25,924)	(0.00)
		(26,004)	(0.00)

A-MDIST 주식 (SGD) (헤지)

	기본 노출 EUR	미실현 이익 / (손실) EUR	% 순자산
구입 SGD 판매 EUR 에 1.60496 05/11/2020	1,009,868	8,823	0.00
구입 SGD 판매 EUR 에 1.59392 04/12/2020	1,021,315	1,184	0.00
구입 EUR 판매 SGD 에 0.62776 05/11/2020	1,018,691	(1,217)	(0.00)
		8,790	0.00

A-MDIST 주식 (USD) (헤지)

	기본 노출 EUR	미실현 이익 / (손실) EUR	% 순자산
구입 USD 판매 EUR 에 1.17356 05/11/2020	40,433,110	293,477	0.01
구입 USD 판매 EUR 에 1.16769 04/12/2020	40,769,524	64,091	0.00
구입 EUR 판매 USD 에 0.85694 05/11/2020	40,726,587	(64,464)	(0.00)
		293,104	0.01

A-MINCOME (G) 주식 (HKD) (헤지)

	기본 노출 EUR	미실현 이익 / (손실) EUR	% 순자산
구입 HKD 판매 EUR 에 9.08183 05/11/2020	708,139	3,668	0.00
구입 HKD 판매 EUR 에 9.05306 04/12/2020	713,416	945	0.00
구입 EUR 판매 HKD 에 0.11053 05/11/2020	711,808	(969)	(0.00)
		3,644	0.00

A-MINCOME (G) 주식 (SGD) (헤지)

	기본 노출 EUR	미실현 이익 / (손실) EUR	% 순자산
구입 SGD 판매 EUR 에 1.60496 05/11/2020	195,020	1,704	0.00
구입 SGD 판매 EUR 에 1.59393 04/12/2020	196,747	228	0.00
구입 EUR 판매 SGD 에 0.62776 05/11/2020	196,724	(235)	(0.00)
		1,697	0.00

A-MINCOME (G) 주식 (USD) (헤지)

	기본 노출 EUR	미실현 이익 / (손실) EUR	% 순자산
구입 USD 판매 EUR 에 1.17356 05/11/2020	1,273,563	9,244	0.00
구입 USD 판매 EUR 에 1.16769 04/12/2020	1,241,855	1,952	0.00
구입 EUR 판매 USD 에 0.85176 05/11/2020	30,641	(233)	(0.00)
구입 EUR 판매 USD 에 0.85694 05/11/2020	1,252,166	(1,982)	(0.00)
		8,981	0.00

RY-ACC 주식 (USD) (헤지)

	기본 노출 EUR	미실현 이익 / (손실) EUR	% 순자산
구입 USD 판매 EUR 에 1.17356 05/11/2020	41,072	298	0.00
구입 USD 판매 EUR 에 1.16769 04/12/2020	41,535	65	0.00
구입 EUR 판매 USD 에 0.85694 05/11/2020	41,370	(65)	(0.00)
		298	0.00

Y-ACC 주식 (CHF) (헤지)

	기본 노출 EUR	미실현 이익 / (손실) EUR	% 순자산
구입 CHF 판매 EUR 에 1.08037 05/11/2020	202,709	2,450	0.00
구입 CHF 판매 EUR 에 1.06926 04/12/2020	212,483	402	0.00
구입 CHF 판매 EUR 에 1.07872 05/11/2020	8,251	87	0.00

현재 투자종목 명세서 2020년 10월 31일

	기본 노출 EUR	미실현 이익 / (손실) EUR	% 순자산
구입 EUR 판매 CHF 에 0.93503 05/11/2020	213,497	(404)	(0.00)
		2,535	0.00
Y-ACC 주식 (CZK) (헤지)			
구입 CZK 판매 EUR 에 27.32875 04/12/2020	407,637	847	0.00
구입 EUR 판매 CZK 에 0.03661 05/11/2020	415,826	(861)	(0.00)
구입 CZK 판매 EUR 에 27.17000 05/11/2020	417,181	(1,355)	(0.00)
		(1,369)	(0.00)
Y-ACC 주식 (SEK) (헤지)			
구입 SEK 판매 EUR 에 10.54322 05/11/2020	405,777	7,317	0.00
구입 SEK 판매 EUR 에 10.40440 04/12/2020	413,594	1,776	0.00
구입 EUR 판매 SEK 에 0.09614 05/11/2020	413,094	(1,773)	(0.00)
		7,320	0.00
Y-ACC 주식 (USD) (헤지)			
구입 USD 판매 EUR 에 1.17303 05/11/2020	306,517,912	2,085,640	0.07
구입 USD 판매 EUR 에 1.16753 04/12/2020	309,148,467	443,724	0.02
구입 EUR 판매 USD 에 0.85705 05/11/2020	308,603,552	(448,756)	(0.02)
		2,080,608	0.07
Y-MDIST 주식 (USD) (헤지)			
구입 USD 판매 EUR 에 1.17356 05/11/2020	434,746	3,156	0.00
구입 USD 판매 EUR 에 1.16769 04/12/2020	438,388	689	0.00
구입 EUR 판매 USD 에 0.85694 05/11/2020	437,902	(693)	(0.00)
		3,152	0.00

	CCY	기본 노출	미실현 이익 / (손실) EUR	% 순자산
선물				
US Ultra Bond Future 21/12/2020	USD	(17,916,869)	594,085	0.02
Euro-Bobl Bond Future 08/12/2020	EUR	42,683,870	272,976	0.01
Long Gilt Bond Future 29/12/2020	GBP	5,812,388	(24,102)	(0.00)
US Treasury Note 5 Year Bond Future 31/12/2020	USD	105,619,942	(198,433)	(0.01)
미국 10 년 Ultra Bond Future 21/12/2020	USD	31,820,374	(401,814)	(0.01)
Euro Buxl 30 Year Bond Future 08/12/2020	EUR	(11,977,579)	(600,087)	(0.02)
Euro-Bund Bond Future 08/12/2020	EUR	(116,125,794)	(1,714,739)	(0.06)
			(2,072,114)	(0.07)
기타 자산 및 부채			(43,085,525)	(1.55)
순자산			2,787,000,000	100.00

지역별 배분

국가	국가 코드	% 순자산
룩셈부르크	LU	14.37
프랑스	FR	12.88
네덜란드	NL	12.73
영국	GB	12.34
이탈리아	IT	11.59
아일랜드	IE	10.72
독일	DE	6.71
스웨덴	SE	3.28
미국	US	3.25
스페인	ES	2.03
포르투갈	PT	1.90
초 국가	SU	1.90
오스트리아	AT	1.24
핀란드	FI	1.23
노르웨이	NO	1.19
멕시코	MX	1.03
그루지야	GE	0.65
루마니아	RO	0.61
케이맨 제도	KY	0.51
마샬 군도	MH	0.43
터키	TR	0.36
체코	CZ	0.26
덴마크	DK	0.18
일본	JP	0.14
캐나다	CA	0.14
크로아티아	HR	0.10
그리스	GR	0.02
키프로스	CY	0.00
현금 및 기타 순 부채		(1.75)

현재 투자종목 명세서서 2020년 10월 31일

공인된 주식 또는 공식 증권거래소에서 거래됨

에너지

	국가 코드	CCY	주식 또는 명목	시장 가격 GBP	% 순자산
Saudi Arabian Oil 3.50% 16/04/2029 Reg S	SA	USD	2,000,000	1,702,905	0.54
Eni 3.375% VRN (Perpetual)	IT	EUR	1,546,000	1,378,581	0.44
GLP Finance 7.00% 01/08/2027	US	USD	1,152,000	918,047	0.29
Total Capital 1.618% 18/05/2040 EMTN	FR	EUR	900,000	910,723	0.29
Leviathan Bond 6.125% 30/06/2025	IL	USD	1,075,000	861,485	0.27
Saipem Finance 3.375% 15/07/2026 EMTN	NL	EUR	876,000	752,479	0.24
Western Midstream Operating 4.05% 01/02/2030	US	USD	705,000	517,002	0.16
BP Capital Markets 3.625% VRN (Perpetual)	GB	EUR	531,000	491,218	0.16
Repsol International Fin. 4.247% VRN (Perpetual)	NL	EUR	487,000	445,096	0.14
BP Capital Markets 4.25% VRN (Perpetual)	GB	GBP	416,000	433,686	0.14
Western Midstream Operating 6.25% 01/02/2050	US	USD	598,000	424,843	0.13
				8,836,065	2.80

유틸리티

	국가 코드	CCY	주식 또는 명목	시장 가격 GBP	% 순자산
EDP Finance 0.375% 16/09/2026 EMTN	NL	EUR	2,570,000	2,354,303	0.75
Iberdrola International 2.250% VRN (Perpetual)	NL	EUR	2,200,000	1,979,100	0.63
Eskom Holdings 7.125% 11/02/2025 Reg S	ZA	USD	2,206,000	1,599,511	0.51
Pacific Gas & Electric 3.30% 01/08/2040	US	USD	2,190,000	1,543,858	0.49
Orsted 1.75% VRN 09/12/3019	DK	EUR	1,357,000	1,222,257	0.39
Engie 0.50% 24/10/2030 EMTN	FR	EUR	1,300,000	1,207,152	0.38
ReNew Power Synthetic 6.67% 12/03/2024 Reg S	IN	USD	1,300,000	1,052,337	0.33
Enel 3.50% VRN 24/05/2080	IT	EUR	991,000	945,761	0.30
SSE 3.74% VRN (Perpetual)	GB	GBP	869,000	895,939	0.28
Enel Finance International 0.375% 17/06/2027 EMTN	NL	EUR	899,000	822,143	0.26
Enel Finance International 1.00% 20/10/2027 EMTN	NL	GBP	799,000	798,225	0.25
Thames Water Utilities 7.738% 09/04/2058 EMTN	GB	GBP	350,000	744,465	0.24
Anglian Water Osprey Fin. 4.00% 08/03/2026 EMTN	GB	GBP	737,000	727,161	0.23
EDP 1.70% VRN 20/07/2080	PT	EUR	800,000	698,601	0.22
SSE 3.125% VRN (Perpetual)	GB	EUR	717,000	663,243	0.21
Red Electrica Financia. 0.375% 24/07/2028 EMTN	ES	EUR	700,000	648,911	0.21
Star Energy Geothermal 4.85% 14/10/2038 Reg S	BM	USD	625,000	496,490	0.16
Severn Trent Utilities Fin. 2.00% 02/06/2040 EMTN	GB	GBP	395,000	415,512	0.13
E.ON 0.625% 07/11/2031 EMTN	DE	EUR	400,000	370,064	0.12
DWR Cymru Financing 6.015% 31/03/2028	GB	GBP	250,000	339,208	0.11
EDF 5.875% VRN (Perpetual) EMTN	FR	GBP	300,000	325,890	0.10
Tennet Holdings 2.374% VRN (Perpetual)	NL	EUR	357,000	323,532	0.10
Engie 2.125% 30/03/2032 EMTN	FR	EUR	300,000	323,198	0.10
Neerg Energy 6.00% 13/02/2022 Reg S	MU	USD	325,000	255,261	0.08
Enel 5.451% VRN 10/01/2074	IT	EUR	156,000	156,065	0.05
				20,908,187	6.63

소재

	국가 코드	CCY	주식 또는 명목	시장 가격 GBP	% 순자산
Trivium Packaging Fin 3.75% 15/08/2026 Reg S	NL	EUR	1,000,000	891,774	0.28
Ardagh Packaging Finance 2.125% 15/08/2026 Reg S	SU	EUR	872,000	768,729	0.24
INEOS Finance 2.875% 01/05/2026 Reg S	GB	EUR	875,000	762,084	0.24
CNRC Capital 1.871% 07/12/2021	HK	EUR	800,000	727,164	0.23
ARD Finance 6.50% 30/06/2027 144A	LU	USD	904,000	708,294	0.22
SPCM 2.625% 01/02/2029 Reg S	FR	EUR	717,000	645,257	0.20
				4,503,302	1.43

산업재

	국가 코드	CCY	주식 또는 명목	시장 가격 GBP	% 순자산
Holding d'Infrastructures 2.50% 04/05/2027 EMTN	FR	EUR	1,700,000	1,665,066	0.53
Embraer Netherlands Fin. 6.95% 17/01/2028 Reg S	NL	USD	1,650,000	1,286,993	0.41
RAC Bond 4.565% 06/05/2023 EMTN	GB	GBP	1,150,000	1,174,449	0.37
Rolls-Royce 5.75% 15/10/2027 Reg S	GB	GBP	1,080,000	1,083,277	0.34
Rail Transit Int'l Development 1.625% 22/06/2022	VG	EUR	950,000	858,615	0.27
Wijaya Karya 7.70% 31/01/2021 Reg S	ID	IDR	16,820,000,000	854,627	0.27
RAC Bond 5.00% 06/11/2022 Reg S	GB	GBP	843,000	830,378	0.26
Autostrade per l'Italia 1.875% 26/09/2029 EMTN	IT	EUR	800,000	704,633	0.22
Intrum 3.50% 15/07/2026 Reg S	SE	EUR	826,000	665,598	0.21
Heathrow Funding 1.50% 12/10/2025	GB	EUR	638,000	573,871	0.18
Heathrow Finance 4.125% 01/09/2029	GB	GBP	600,000	540,000	0.17
Rolls-Royce 5.75% 15/10/2027 144A	GB	USD	566,000	442,921	0.14
Holding d'Infrastructures 1.625% 18/09/2029 EMTN	FR	EUR	400,000	367,393	0.12
Heathrow Funding 2.75% 13/10/2031 EMTN	GB	GBP	329,000	328,710	0.10
Empresa de Ferrocarriles 3.068% 18/08/2050 Reg S	CL	USD	425,000	305,721	0.10
China Railway Construction 0.00% 29/01/2021	CN	USD	250,000	191,999	0.06
Intrum 3.00% 15/09/2027 Reg S	SE	EUR	103,000	80,753	0.03
				11,955,004	3.79

정보 기술

	국가 코드	CCY	주식 또는 명목	시장 가격 GBP	% 순자산
Orano 2.75% 08/03/2028 EMTN	FR	EUR	1,300,000	1,144,003	0.36
SGSP Australia Assets Pty 5.125% 11/02/2021 EMTN	AU	GBP	675,000	682,755	0.22
Mastercard 3.85% 26/03/2050	US	USD	680,000	656,045	0.21
				2,482,803	0.79

소비재

	국가 코드	CCY	주식 또는 명목	시장 가격 GBP	% 순자산
SES SA 0.875% 04/11/2027 EMTN	LU	EUR	1,850,000	1,657,363	0.53
Volkswagen Int'l Finance 3.875% VRN (Perpetual)	NL	EUR	1,700,000	1,544,587	0.49
Daimler Int'l Fin. 1.50% 18/08/2021 EMTN	NL	GBP	1,400,000	1,410,396	0.45
Shaftesbury Carnaby 2.487% 30/09/2031	GB	GBP	1,350,000	1,310,386	0.42
Michelin 0.625% 02/11/2040	FR	EUR	1,400,000	1,244,817	0.39
Informa 2.125% 06/10/2025 EMTN	GB	EUR	1,272,000	1,149,623	0.36
Greene King Finance 3.593% 15/03/2035	GB	GBP	1,142,525	1,118,665	0.35
Schaeffle 3.375% 12/10/2028 EMTN	DE	EUR	1,100,000	988,876	0.31
Volvo Car 2.50% 07/10/2027 EMTN	SE	EUR	997,000	905,368	0.29
Verisure Holdings 3.875% 15/07/2026 Reg S	SE	EUR	984,000	885,076	0.28
Nissan Motor 2.652% 17/03/2026 Reg S	JP	EUR	924,000	842,021	0.27
Ziggo Bond 3.375% 28/02/2030 Reg S	NL	EUR	923,000	792,374	0.25
CPUK Finance 7.239% 28/02/2024 EMTN	GB	GBP	650,000	736,860	0.23
Kapla Holding 3.375% 15/12/2026 Reg S	FR	EUR	858,000	711,003	0.23
RCI Banque 2.625% VRN 18/02/2030	FR	EUR	800,000	695,840	0.22
Meituan 3.05% 28/10/2030 Reg S	KY	USD	875,000	674,560	0.21
Virgin Media Secured Fin. 4.25% 15/01/2030 Reg S	GB	GBP	675,000	661,460	0.21
Ford Motor 5.291% 08/12/2046	US	USD	850,000	621,505	0.20
Daily Mail & General Trustst 6.375% 21/06/2027	GB	GBP	400,000	464,587	0.15
				18,415,367	5.84

건강

	국가 코드	CCY	주식 또는 명목	시장 가격 GBP	% 순자산
Takeda Pharmaceutical 1.375% 09/07/2032	JP	EUR	1,438,000	1,367,211	0.43
Bayer 1.375% 06/07/2032	DE	EUR	900,000	842,267	0.27
Cigna 2.40% 15/03/2030	US	USD	961,000	769,053	0.24
Smith & Nephew 2.032% 14/10/2030	GB	USD	942,000	722,881	0.23
Medtronic Global 0.75% 15/10/2032	LU	EUR	648,000	598,175	0.19
Medtronic 1.375% 15/10/2040	LU	EUR	635,000	593,765	0.19
Rossini 3.875% FRN 30/10/2025 Reg S	LU	EUR	587,000	518,384	0.16
				5,411,736	1.72

금융

	국가 코드	CCY	주식 또는 명목	시장 가격 GBP	% 순자산
IBRD 0.125% 03/01/2051 GMTN	SU	EUR	4,545,000	4,022,529	1.28
HSBC Bank Capital Funding 5.844% VRN (Perpetual)	GB	GBP	1,562,000	2,252,770	0.71
DNB Bank 1.375% 12/06/2023	NO	GBP	2,118,000	2,168,978	0.69
Aviva 6.125% VRN 05/07/2043 EMTN	GB	EUR	1,900,000	1,941,932	0.62
Investec Bank 9.625% 17/02/2022 EMTN	GB	GBP	1,400,000	1,523,796	0.48
UniCredit 9.25% VRN (Perpetual)	IT	EUR	1,550,000	1,498,957	0.48
Allianz Finance 0.50% 14/01/2031 EMTN	NL	EUR	1,500,000	1,401,178	0.44
Natwest Group 7.648% VRN (Perpetual)	GB	USD	1,150,000	1,364,625	0.43
Channel Link Ent. Fin. 2.706% VRN 30/06/2050	GB	EUR	1,400,000	1,297,007	0.41
Bank of Ireland Group 7.50% VRN (Perpetual) Reg S	IE	EUR	1,299,000	1,233,956	0.39
UnipolSai 6.375% VRN (Perpetual)	IT	EUR	1,357,000	1,197,034	0.38
Banca IFIS 1.75% 25/06/2024 EMTN	IT	EUR	1,388,000	1,183,885	0.38
Intermediate Capital Group 1.625% 17/02/2027	GB	EUR	1,390,000	1,179,599	0.37
HSBC Holdings 2.357% VRN 18/08/2031	GB	USD	1,500,000	1,152,025	0.37
UBS Group 0.25% VRN 05/11/2028 EMTN	CH	EUR	1,245,000	1,109,081	0.35
Tesco Property Finance 2 6.052% 13/10/2039	GB	GBP	817,478	1,083,296	0.34
Barclays 6.625% 30/03/2022 EMTN	GB	EUR	1,100,000	1,076,247	0.34
LeasePlan 7.375% VRN (Perpetual)	NL	EUR	1,061,000	971,137	0.31
Pension Insurance 5.625% 20/09/2030	GB	GBP	800,000	949,631	0.30
Bank of Nova Scotia 1.375% 05/12/2023 EMTN	CA	GBP	900,000	918,613	0.29
BFCM 1.875% 13/12/2022 EMTN	FR	GBP	800,000	825,108	0.26
Channel Link Ent. Fin. A5 3.043% VRN 30/06/2050	GB	GBP	750,000	765,752	0.24
Dali Capital 4.799% 21/12/2037	IE	GBP	550,000	754,066	0.24
Phoenix Group Holdings 5.625% 28/04/2031 EMTN	GB	GBP	636,000	728,866	0.23
Phoenix Group Holdings 4.125% 20/07/2022 EMTN	GB	GBP	700,000	726,055	0.23
Intesa Sanpaolo 5.148% 10/06/2030 EMTN	IT	GBP	659,000	718,770	0.23
Vivion Investments 3.00% 08/08/2024	LU	EUR	800,000	640,481	0.20
Roadster Finance DAC 2.375% 08/12/2027 EMTN	IE	EUR	700,000	625,073	0.20
Lloyds Bank 7.625% 22/04/2025 EMTN	GB	GBP	450,000	569,914	0.18
Barclays Bank 9.50% 07/08/2021	GB	GBP	500,000	530,899	0.17
Roadster Finance DAC 1.625% 09/12/2024 EMTN	IE	EUR	550,000	492,652	0.16
Bishopsgate Asset Fin. 4.808% 14/08/2044	KY	GBP	377,925	453,368	0.14
HBOS Sterling Fin. Jers. 7.881% VRN (Perpetual)	GB	GBP	250,000	403,500	0.13
Annington Funding 1.65% 12/07/2024 EMTN	GB	EUR	350,000	330,116	0.10
MGIC Investment 5.25% 15/08/2028	US	USD	393,000	312,281	0.10
Pension Insurance 3.625% 21/10/2032	GB	GBP	258,000	261,610	0.08
Lloyds Banking Group 4.50% VRN 18/03/2030 EMTN	GB	EUR	150,000	150,828	0.05
				38,815,615	12.31

부동산

	국가 코드	CCY	주식 또는 명목	시장 가격 GBP	% 순자산
Globalworth 2.95% 29/07/2026 EMTN	GB	EUR	1,325,000	1,186,549	0.38
Sino-Ocean Land Treasure III 4.90% VRN (Perpetual)	VG	USD	1,450,000	940,128	0.30
MPT Operating Partnership 3.692% 05/06/2028	US	GBP	909,000	924,826	0.29
Covivio 1.625% 23/06/2030	FR	EUR	900,000	837,645	0.27
Redsun Properties Group 9.70% 16/04/2023	KY	USD	1,000,000	794,146	0.25
Yango Justice International 6.80% 11/03/2021 EMTN	HK	USD	1,000,000	773,862	0.25
CPI Property Group 4.875% VRN (Perpetual)	LU	EUR	829,000	722,093	0.23
Unique Pub Finance 5.659% 30/06/2027	GB	GBP	671,780	698,349	0.22
CPI Property Group 2.75% 22/01/2028 EMTN	LU	GBP	670,000	661,347	0.21
Yango Justice International 10.25% 18/03/2022	HK	USD	800,000	649,193	0.21
Seazen Group 6.45% 11/06/2022	KY	USD	729,000	573,617	0.18
Akelius Residential Property 2.249% VRN 17/05/2081	SE	EUR	642,000	547,136	0.17
Seazen Group 7.50% 22/01/2021	KY	USD	650,000	505,268	0.16

* 이사회 결정으로 가격이 책정된 유가증권.

별첨 재무제표에 대한 주석은 본 재무제표의 중요한 일부입니다. 투자종목 명세서 및 지역별 배분의 순자산 비율은 반올림되었습니다.

현재 투자종목 명세서서 2020년 10월 31일

	국가 코드	CCY	주식 또는 명목	시장 가격 GBP	% 순자산
China Evergrande Group 8.75% 28/06/2025	KY	USD	850,000	485,575	0.15
Aroundtow 2.875% VRN (Perpetual) EMTN	LU	EUR	418,000	359,703	0.11
CPI Property 4.875% VRN (Perpetual)	LU	EUR	420,000	358,978	0.11
TLG Finance 3.375% VRN (Perpetual)	LU	EUR	400,000	353,791	0.11
				11,372,206	3.61
정부					
US Treasury 2.375% 15/03/2021	US	USD	57,430,000	44,702,589	14.18
US Treasury 0.625% 15/05/2030	US	USD	23,350,000	17,675,397	5.61
US Treasury Infl. Indexed Bonds 0.875% 15/01/2029	US	USD	5,600,000	5,127,929	1.63
US Treasury 2.375% 15/11/2049	US	USD	5,627,100	5,118,658	1.62
UK Treasury 1.50% 22/07/2026	GB	GBP	4,450,000	4,836,278	1.53
UK Treasury 6.00% 07/12/2028	GB	GBP	2,850,000	4,188,792	1.33
US Treasury 1.50% 15/02/2030	US	USD	3,811,000	3,123,401	0.99
Japan 0.10% 20/06/2029	JP	JPY	375,000,000	2,797,036	0.89
US Treasury 2.875% 31/10/2023	US	USD	3,250,000	2,709,679	0.86
Qatar 4.00% 14/03/2029 Reg S	QA	USD	2,800,000	2,536,818	0.80
US Treasury 0.625% 15/08/2030	US	USD	2,200,000	1,661,235	0.53
Japan 0.40% 20/03/2039	JP	JPY	220,000,000	1,630,134	0.52
Japan 0.40% 20/06/2049	JP	JPY	225,000,000	1,572,166	0.50
US Treasury 3.625% 15/02/2021	US	USD	1,900,000	1,481,496	0.47
Turkey 6.125% 24/10/2028	TR	USD	1,850,000	1,337,040	0.42
Italy 2.05% 01/08/2027	IT	EUR	1,200,000	1,199,685	0.38
Portugal 0.90% 12/10/2035	PT	EUR	1,156,000	1,106,127	0.35
Brazil 3.875% 12/06/2030	BR	USD	1,400,000	1,094,755	0.35
Bulgaria 0.375% 23/09/2030	BG	EUR	1,200,000	1,080,600	0.34
Hungary 1.75% 05/06/2035	HU	EUR	975,000	946,909	0.30
Ivory Coast 5.875% 17/10/2031 Reg S	CI	EUR	1,000,000	882,876	0.28
Indonesia 4.20% 15/10/2050	ID	USD	975,000	870,908	0.28
El Salvador 9.50% 15/07/2052 Reg S	SV	USD	1,250,000	840,451	0.27
Turkey 6.375% 14/10/2025	TR	USD	1,100,000	831,209	0.26
Egypt 7.60% 01/03/2029 Reg S	EG	USD	1,025,000	826,124	0.26
UK Treasury 2.25% 07/09/2023	GB	GBP	750,000	799,837	0.25
Kenya 8.00% 22/05/2032 Reg S	KE	USD	925,000	752,995	0.24
Paraguay 4.95% 28/04/2031 Reg S	PY	USD	825,000	745,108	0.24
Ukraine 8.994% 01/02/2024 Reg S	UA	USD	875,000	721,822	0.23
US Treasury Infl. Indexed Bonds 0.75% 15/07/2028	US	USD	750,000	683,580	0.22
Israel 3.80% 13/05/2060	IL	USD	700,000	622,200	0.20
Oman 6.75% 17/01/2048 Reg S	OM	USD	950,000	602,711	0.19
Ukraine 7.253% 15/03/2033 Reg S	UA	USD	800,000	583,433	0.19
US Treasury 2.25% 15/02/2027	US	USD	680,000	580,358	0.18
US Treasury 2.375% 29/02/2024	US	USD	700,000	578,895	0.18
US Treasury 2.25% 30/04/2024	US	USD	630,000	520,426	0.17
Ecuador 0.50% 31/07/2035 Reg S	EC	USD	1,089,660	462,629	0.15
Oman 7.375% 28/10/2032 Reg S	OM	USD	620,000	459,287	0.15
Turkey 4.875% 16/04/2043	TR	USD	775,000	438,590	0.14
Argentina 0.125% 09/07/2035	AR	USD	1,505,987	377,238	0.12
Argentina 0.125% 09/07/2030	AR	USD	822,011	231,289	0.07
Ecuador 0.50% 31/07/2030 Reg S	EC	USD	415,800	213,445	0.07
Ecuador 0.50% 31/07/2040 Reg S	EC	USD	499,400	192,752	0.06
US Treasury 2.625% 15/11/2020	US	USD	200,000	154,522	0.05
Ecuador 0.00% 31/07/2030 Reg S	EC	USD	165,814	59,199	0.02
Argentina 1.00% 09/07/2029	AR	USD	90,293	28,716	0.01
				119,987,324	38.06
개방형 펀드					
Fidelity ILF - The Sterling Fund - A-ACC-GBP	IE	GBP	48	1,001,628	0.32
				1,001,628	0.32
커뮤니케이션 서비스					
AT&T 2.75% 01/06/2031	US	USD	2,200,000	1,759,230	0.56
RCS & RDS 3.25% 05/02/2028 Reg S	RO	EUR	1,600,000	1,373,379	0.44
Cellnex Telecom 1.875% 26/06/2029	ES	EUR	1,000,000	918,150	0.29
Telecom Italia 1.125% 26/03/2022	IT	EUR	800,000	712,443	0.23
Vodafone Group 4.20% VRN 03/10/2078	GB	EUR	650,000	639,101	0.20
Cellnex Telecom 1.75% 23/10/2030 EMTN	ES	EUR	600,000	532,461	0.17
Walt Disney 4.70% 23/03/2050	US	USD	400,000	407,279	0.13
AT&T 2.60% 19/05/2038	US	EUR	370,000	381,465	0.12
				6,723,508	2.13
증권 자격 취득 또는 기타 통제 된 시장 에서 죽음을 맞게					
에너지					
Petroleos Mexicanos 5.35% 12/02/2028	MX	USD	3,485,000	2,301,292	0.73
Transocean Proteus 6.25% 01/12/2024 144A	KY	USD	178,750	122,115	0.04
Transocean Phoenix 2 7.75% 15/10/2024 144A	KY	USD	165,000	116,543	0.04
				2,539,950	0.81
유틸리티					
EDF 6.00% 22/01/2114 144A	FR	USD	847,000	898,416	0.28
				898,416	0.28
소재					
Syngenta Finance 5.182% 24/04/2028 Reg S	NL	USD	1,600,000	1,352,020	0.43
SPCM 4.875% 15/09/2025 144A	FR	USD	1,350,000	1,073,424	0.34
CeramTec Bond 5.25% 15/12/2025 Reg S	DE	EUR	980,000	854,490	0.27
Ardagh Packaging Finance 4.125% 15/08/2026 144A	SU	USD	821,000	647,224	0.21
Ashland Services 2.00% 30/01/2028 Reg S	NL	EUR	600,000	512,648	0.16
Syngenta Finance 4.892% 24/04/2025 144A	NL	USD	400,000	334,929	0.11
Syngenta Finance 5.182% 24/04/2028 144A	NL	USD	200,000	169,002	0.05
				4,943,737	1.57
산업재					
Q-Park Holding 2.00% 01/03/2027 Reg S	NL	EUR	1,523,000	1,176,061	0.37
Miller Homes Group 5.50% 15/10/2024 Reg S	GB	GBP	1,030,000	1,027,448	0.33
Techem 2.00% 15/07/2025 Reg S	DE	EUR	891,000	762,304	0.24
Autostrade per l'Italia 1.625% 12/06/2023 MTN	IT	EUR	837,000	747,102	0.24
Delta Air lines 4.75% 20/10/2028 144A	SU	USD	675,000	531,970	0.17
Griffon 5.75% 01/03/2028	US	USD	545,000	439,109	0.14
Stena International 3.75% 01/02/2025 Reg S	LU	EUR	351,000	295,453	0.09
Stena International 6.125% 01/02/2025 144A	LU	USD	355,000	258,279	0.08
				5,237,726	1.66
정보 기술					
Dell International 6.20% 15/07/2030 144A	US	USD	1,400,000	1,322,595	0.42
Alphabet 1.10% 15/08/2030	US	USD	1,463,000	1,104,336	0.35
Hurricane Finance 8.00% 15/10/2025 Reg S	GB	GBP	800,000	832,800	0.26
ams 6.00% 31/07/2025 Reg S	AT	EUR	833,000	780,989	0.25
PLT VII Finance 4.625% 05/01/2026 Reg S	LU	EUR	849,000	767,357	0.24
Adevinta 3.00% 15/11/2027 Reg S	NO	EUR	544,000	494,297	0.16
Sensata Technologies 3.75% 15/02/2031 144A	US	USD	400,000	306,071	0.10
				5,608,445	1.78
소비재					
Burger King 3.50% 15/02/2029 144A	CA	USD	1,275,000	979,293	0.31
GEMS Education Delaware 7.125% 31/07/2026 Reg S	SU	USD	1,275,000	975,602	0.31
JLR Automotive 7.75% 15/10/2025 144A	GB	USD	1,100,000	848,595	0.27
SES SA 3.60% 04/04/2023 144A	LU	USD	1,000,000	795,936	0.25
Brookfield Residential Pty 4.875% 15/02/2030 144A	CA	USD	1,082,000	794,772	0.25
Macy's 8.375% 15/06/2025 144A	US	USD	957,000	772,382	0.24
eBay 2.70% 11/03/2030	US	USD	866,000	701,053	0.22
Time Warner Cable 5.875% 15/11/2040	US	USD	670,000	642,208	0.20
Ashton Woods Finance 6.625% 15/01/2028 144A	US	USD	687,000	534,295	0.17
Banijay Group 6.50% 01/03/2026 Reg S	FR	EUR	512,000	449,871	0.14
Nordstrom 8.75% 15/05/2025 144A	US	USD	102,000	85,950	0.03
				7,579,957	2.40
소비재					
Albertsons 4.625% 15/01/2027 144A	US	USD	1,250,000	995,986	0.32
Del Mont Foods 11.875% 15/05/2025 144A	US	USD	867,000	714,859	0.23
				1,710,845	0.54
건강					
Regeneron Pharmaceuticals 1.75% 15/09/2030	US	USD	1,450,000	1,084,015	0.34
Royalty Pharma 2.20% 02/09/2030 144A	GB	USD	1,300,000	989,582	0.31
AstraZeneca 1.375% 06/08/2030	GB	USD	1,075,000	803,590	0.25
AbbVie 4.05% 21/11/2039 144A	US	USD	852,000	755,615	0.24
Avantor Funding 4.625% 15/07/2028 144A	US	USD	686,000	550,066	0.17
Centene 4.625% 15/12/2029	US	USD	600,000	505,444	0.16
Centene 3.375% 15/02/2030	US	USD	525,000	421,603	0.13
Jaguar Holding 5.00% 15/06/2028 144A	US	USD	237,000	190,917	0.06
				5,300,832	1.68
금융					
European Union 3.50% 04/06/2021 EMTN	SU	EUR	3,000,000	2,763,784	0.88
Citigroup VRN 2.572% 03/06/2031	US	USD	2,250,000	1,814,071	0.58
Assicurazioni Generali 5.50% VRN 27/10/2047 EMTN	IT	EUR	1,300,000	1,366,298	0.43
Lincoln Financing 3.625% 01/04/2024 Reg S	LU	EUR	1,498,000	1,286,587	0.41
Intesa Sanpaolo 4.00% 23/09/2029	IT	USD	1,008,000	852,253	0.27
Income Cont Student Lns. 2.50% 24/07/2056	GB	GBP	821,750	824,640	0.26
Banco Nacional de Panama 2.50% 11/08/2030 Reg S	PA	USD	1,050,000	806,306	0.26
Garfunkelux Holdco 3 8.50% 01/11/2022 Reg S	LU	GBP	700,000	699,720	0.22
Unipol Grouppo 3.25% 23/09/2030 EMTN	IT	EUR	729,000	662,571	0.21
ANZ 2.95% VRN 22/07/2030 Reg S	AU	USD	800,000	640,999	0.20
Garfunkelux Holdco 3 6.75% 01/11/2025 Reg S	LU	EUR	712,000	630,401	0.20
Together Asset Backed Sec. 1.046% FRN 12/03/2049	GB	GBP	592,199	592,292	0.19
BBVA 6.00% VRN (Perpetual)	ES	EUR	600,000	542,089	0.17
QBE Insurance Group 5.875% VRN (Perpetual) 144A	AU	USD	650,000	536,879	0.17
CaixaBank 5.875% VRN (Perpetual)	ES	EUR	600,000	529,927	0.17
Newday Funding 2.454% FRN 15/09/2027	GB	GBP	540,000	529,086	0.17
Intesa Sanpaolo 0.75% 04/12/2024 EMTN	IT	EUR	513,000	468,710	0.15
Newday Funding 2.554% FRN 15/06/2027	GB	GBP	457,000	449,622	0.14
Garfunkelux Holdco 3 7.75% 01/11/2025 Reg S	LU	GBP	337,000	331,780	0.11
Income Cont Student Lns. 1.315% FRN 24/07/2058	GB	GBP	282,637	280,200	0.09

현재 투자종목 명세서서 2020년 10월 31일

	국가 코드	CCY	주식 또는 명목	시장 가격 GBP	% 순자산
Newday Funding 1.954% FRN 15/06/2027	GB	GBP	222,000	218,176	0.07
Mosaic Solar Loans 2.00% 22/06/2043 (B)	US	USD	282,851	212,269	0.07
Taurus 1.95% FRN 02/02/2031	IE	EUR	247,340	208,132	0.07
Taurus 1.45% FRN 02/02/2031	IE	EUR	185,700	165,234	0.05
				17,412,026	5.52
부동산					
Akelius 1.125% 11/01/2029 EMTN	NL	EUR	833,000	750,124	0.24
				750,124	0.24
정부					
Italy 1.70% 01/09/2051	IT	EUR	3,328,000	3,057,136	0.97
US Treasury 3.625% 15/08/2043	US	USD	1,800,000	1,972,083	0.63
Qatar 4.817% 14/03/2049 Reg S	QA	USD	1,025,000	1,057,361	0.34
Erna Srl 2.25% FRN 25/07/2031	IT	EUR	1,049,708	937,205	0.30
Mexico 5.00% 27/04/2051	MX	USD	525,000	463,420	0.15
				7,487,205	2.37
커뮤니케이션 서비스					
Infrastrutture Wireless 1.625% 21/10/2028 GMTN	IT	EUR	1,121,000	1,013,454	0.32
Verizon Communication 1.875% 03/11/2038	US	GBP	833,000	819,043	0.26
T-Mobile USA 4.375% 15/04/2040 144A	US	USD	745,000	666,753	0.21
Telecom Italia Capital 7.20% 18/07/2036	LU	USD	550,000	541,594	0.17
Virgin Media 5.00% 15/07/2030 144A	GB	USD	592,000	455,270	0.14
CenturyLink 4.00% 15/02/2027 144A	US	USD	504,000	398,294	0.13
Banijay Entertainment 3.50% 01/03/2025 Reg S	FR	EUR	426,000	376,414	0.12
Millicom Intl. Cellular 4.50% 27/04/2031 Reg S	LU	USD	400,000	314,408	0.10
Zayo Group Holdings 6.125% 01/03/2028 144A	US	USD	340,000	265,205	0.08
Telecom Italia Capital 6.00% 30/09/2034	LU	USD	150,000	134,606	0.04
				4,985,041	1.58
목록에 없음					
에너지					
Nostrum Oil & Gas Finance 7.00% 16/02/2025 Reg S	NL	USD	750,000	147,632	0.05
				147,632	0.05
유틸리티					
TXU Europe Funding 7.00% 30/11/2005 (Defaulted)*	GB	EUR	600,000	5	0.00
				5	0.00
금융					
Mosaic Solar LoanS 2.00% 22/06/2043 (A)	US	USD	569,915	417,017	0.13
Stoneway Cap. 10.00% 01/03/2027 Reg S (Defaulted)	CA	USD	664,187	180,729	0.06
Mosaic Solar Loans 2.00% 22/06/2043	US	USD	157,140	117,927	0.04
Mosaic Solar Loans 0.00% 22/06/2043	US	USD	111,329	80,237	0.03
Cattles 7.88% 17/01/2014 EMTN (Defaulted)*	GB	GBP	175,000	438	0.00
				796,348	0.25
부동산					
Intu Jersey 2 2.875% 01/11/2022 (Defaulted)	GB	GBP	1,200,000	294,000	0.09
Intu Debenture 5.562% 31/12/2027 (Defaulted)	GB	GBP	77,357	40,613	0.01
				334,613	0.11
정부					
Lebanon 6.60% 27/11/2026 GMTN (Defaulted)	LB	USD	1,350,000	156,978	0.05
				156,978	0.05
단주				7	0.00
총 투자 (비용 GBP 316,103,557)				316,302,632	100.32

	CCY	기본 노출	미실현 이익 / (손실) GBP	% 순자산
신용 디폴트 스왑 (Credit Default Swap)				
매도 보호 iTraxx Xover S34 20/12/2025	EUR	2,000,000	108,095	0.03
매도 보호 CDX NA IG S35 5 년 20/12/202	USD	5,500,000	73,001	0.02
매도 보호 CDX NA HY S35 5 년 20/12/202	USD	1,500,000	41,145	0.01
매수 보호 South Africa 5.5% 20/12/2024	USD	800,000	36,459	0.01
매수 보호 iTraxx Xover S30 20/12/2023	EUR	5,000	(265)	(0.00)
매수 보호 멕시코 4.15% 20/06/2024	USD	5,450,000	(16,807)	(0.01)
			241,628	0.08

	기본 노출 GBP	미실현 이익 / (손실) GBP	% 순자산
선물환 계약			
구입 GBP 판매 EUR 에 0.90201 12/11/2020	93,334,672	263,222	0.08
구입 MXN 판매 GBP 에 29.87897 12/11/2020	773,186	64,948	0.02
구입 GBP 판매 NOK 에 0.08596 12/11/2020	966,285	59,893	0.02
구입 GBP 판매 EUR 에 0.91660 12/11/2020	2,718,193	51,778	0.02
구입 NZD 판매 GBP 에 2.00873 12/11/2020	1,777,241	47,564	0.02
구입 GBP 판매 EUR 에 0.90644 12/11/2020	4,878,716	37,820	0.01
구입 GBP 판매 EUR 에 0.90807 12/11/2020	3,402,689	32,521	0.01
구입 GBP 판매 TRY 에 0.10078 12/11/2020	325,671	32,188	0.01
구입 GBP 판매 AUD 에 0.54645 12/11/2020	4,584,967	32,021	0.01
구입 MXN 판매 GBP 에 29.60974 12/11/2020	430,095	31,927	0.01
구입 ZAR 판매 GBP 에 23.17385 12/11/2020	308,235	30,944	0.01
구입 GBP 판매 EUR 에 0.91564 12/11/2020	1,714,387	30,826	0.01
구입 JPY 판매 GBP 에 142.12630 12/11/2020	559,678	27,577	0.01
구입 GBP 판매 AUD 에 0.56788 12/11/2020	536,695	24,940	0.01
구입 GBP 판매 EUR 에 0.90607 12/11/2020	3,296,551	24,195	0.01
구입 GBP 판매 EUR 에 0.91238 12/11/2020	1,597,456	22,931	0.01
구입 GBP 판매 HUF 에 0.00253 12/11/2020	725,706	22,055	0.01
구입 GBP 판매 EUR 에 0.92734 12/11/2020	711,479	22,047	0.01
구입 GBP 판매 HUF 에 0.00260 12/11/2020	363,368	21,960	0.01
구입 KRW 판매 USD 에 1188.55000 12/11/2020	441,550	20,771	0.01
구입 GBP 판매 EUR 에 0.91281 12/11/2020	1,395,075	20,696	0.01
구입 GBP 판매 EUR 에 0.91773 12/11/2020	1,008,304	20,472	0.01
구입 KRW 판매 USD 에 1181.56001 12/11/2020	471,200	19,264	0.01
구입 GBP 판매 HUF 에 0.00250 12/11/2020	963,485	19,145	0.01
구입 GBP 판매 EUR 에 0.91284 12/11/2020	1,270,949	18,887	0.01
구입 GBP 판매 NOK 에 0.08359 12/11/2020	556,719	18,220	0.01
구입 USD 판매 GBP 에 1.30931 12/11/2020	1,659,650	17,666	0.01
구입 GBP 판매 EUR 에 0.92158 12/11/2020	711,479	17,493	0.01
구입 KRW 판매 USD 에 1184.39999 12/11/2020	390,879	16,958	0.01
구입 GBP 판매 AUD 에 0.55522 12/11/2020	730,968	16,908	0.01
구입 GBP 판매 SEK 에 0.08861 12/11/2020	826,232	16,761	0.01
구입 KRW 판매 USD 에 1185.38000 12/11/2020	361,518	15,996	0.01
구입 GBP 판매 NOK 에 0.08379 12/11/2020	452,385	15,892	0.01
구입 NZD 판매 GBP 에 2.00974 12/11/2020	559,774	15,270	0.00
구입 GBP 판매 PLN 에 0.20733 12/11/2020	234,744	14,879	0.00
구입 USD 판매 GBP 에 1.34666 12/11/2020	371,289	14,656	0.00
구입 USD 판매 BRL 에 0.18676 12/11/2020	201,119	14,392	0.00
구입 GBP 판매 EUR 에 0.90715 12/11/2020	1,684,704	14,388	0.00
구입 USD 판매 GBP 에 1.30952 12/11/2020	1,266,109	13,684	0.00
구입 KRW 판매 USD 에 1160.60000 12/11/2020	591,299	13,256	0.00
구입 USD 판매 GBP 에 1.31073 12/11/2020	1,090,997	12,805	0.00
구입 USD 판매 RUB 에 0.01350 12/11/2020	173,203	12,613	0.00
구입 MXN 판매 GBP 에 28.78599 12/11/2020	281,839	12,499	0.00
구입 GBP 판매 PLN 에 0.20207 12/11/2020	329,695	12,014	0.00
구입 GBP 판매 HUF 에 0.00248 12/11/2020	972,578	11,988	0.00
구입 GBP 판매 PLN 에 0.20163 12/11/2020	335,934	11,483	0.00
구입 USD 판매 GBP 에 1.31089 12/11/2020	954,311	11,323	0.00
구입 USD 판매 GBP 에 1.30841 12/11/2020	1,125,791	11,203	0.00
구입 MYR 판매 USD 에 4.18990 12/11/2020	1,494,628	11,101	0.00
구입 GBP 판매 EUR 에 0.91441 12/11/2020	646,718	10,743	0.00
구입 GBP 판매 EUR 에 0.90603 12/11/2020	1,450,842	10,581	0.00
구입 KRW 판매 USD 에 1162.22999 12/11/2020	431,305	10,288	0.00
구입 SGD 판매 GBP 에 1.80368 12/11/2020	526,701	10,276	0.00
구입 USD 판매 PEN 에 0.28079 12/11/2020	694,364	10,251	0.00
구입 USD 판매 COP 에 0.00026 12/11/2020	989,452	10,227	0.00
구입 GBP 판매 EUR 에 0.91865 12/11/2020	468,623	9,992	0.00
구입 PHP 판매 USD 에 49.35200 12/11/2020	528,289	9,892	0.00
구입 ZAR 판매 GBP 에 21.61457 12/11/2020	372,480	9,815	0.00
구입 GBP 판매 USD 에 0.78197 12/11/2020	731,751	9,554	0.00
구입 GBP 판매 PLN 에 0.20003 12/11/2020	368,299	9,550	0.00
구입 GBP 판매 CAD 에 0.58915 12/11/2020	551,863	9,006	0.00
구입 NZD 판매 GBP 에 1.98027 12/11/2020	711,517	8,693	0.00
구입 CAD 판매 GBP 에 1.74148 12/11/2020	838,367	7,978	0.00
구입 USD 판매 GBP 에 1.30373 12/11/2020	1,254,862	7,949	0.00
구입 ILS 판매 GBP 에 4.50907 12/11/2020	373,026	7,805	0.00
구입 USD 판매 INR 에 0.01357 12/11/2020	891,086	7,751	0.00
구입 CAD 판매 GBP 에 1.74872 12/11/2020	551,833	7,566	0.00
구입 USD 판매 RUB 에 0.01281 12/11/2020	403,647	7,233	0.00
구입 USD 판매 GBP 에 1.31622 12/11/2020	439,138	7,015	0.00
구입 GBP 판매 CAD 에 0.58689 12/11/2020	554,182	6,889	0.00
구입 THB 판매 GBP 에 41.85160 12/11/2020	185,560	6,759	0.00
구입 INR 판매 USD 에 74.82000 12/11/2020	973,053	6,588	0.00
구입 USD 판매 RUB 에 0.01353 12/11/2020	86,305	6,462	0.00
구입 JPY 판매 GBP 에 137.64540 12/11/2020	379,293	6,141	0.00
구입 TWD 판매 USD 에 28.58550 12/11/2020	2,708,979	6,093	0.00
구입 GBP 판매 HUF 에 0.00251 12/11/2020	246,080	6,051	0.00
구입 CLP 판매 USD 에 785.48000 12/11/2020	318,242	4,969	0.00
구입 GBP 판매 USD 에 0.77789 12/11/2020	622,915	4,843	0.00
구입 GBP 판매 SEK 에 0.08757 12/11/2020	554,671	4,621	0.00
구입 JPY 판매 GBP 에 138.81332 12/11/2020	186,164	4,619	0.00
구입 CLP 판매 USD 에 778.27000 12/11/2020	657,107	4,135	0.00
구입 SEK 판매 GBP 에 11.69007 12/11/2020	259,879	3,953	0.00
구입 ILS 판매 GBP 에 4.47654 12/11/2020	280,127	3,798	0.00

현재 투자종목 명세서서 2020년 10월 31일

	기본 노출 GBP	미실현 이익 / (손실) GBP	% 순자산
구입 USD 판매 INR 에 0.01355 12/11/2020	538,549	3,792	0.00
구입 GBP 판매 CAD 에 0.58107 12/11/2020	1,583,707	3,784	0.00
구입 GBP 판매 AUD 에 0.54795 12/11/2020	368,469	3,590	0.00
구입 INR 판매 USD 에 75.28000 12/11/2020	251,151	3,255	0.00
구입 USD 판매 GBP 에 1.30118 12/11/2020	745,479	3,253	0.00
구입 USD 판매 GBP 에 1.30769 12/11/2020	329,590	3,095	0.00
구입 GBP 판매 SEK 에 0.08708 12/11/2020	1,119,937	3,048	0.00
구입 GBP 판매 AUD 에 0.54705 12/11/2020	371,182	3,003	0.00
구입 GBP 판매 USD 에 0.77425 12/11/2020	958,687	2,926	0.00
구입 GBP 판매 USD 에 0.77824 12/11/2020	338,088	2,779	0.00
구입 CAD 판매 GBP 에 1.75048 12/11/2020	186,235	2,743	0.00
구입 GBP 판매 USD 에 0.78092 12/11/2020	184,482	2,157	0.00
구입 USD 판매 INR 에 0.01352 12/11/2020	425,793	2,072	0.00
구입 GBP 판매 SEK 에 0.08729 12/11/2020	378,986	1,939	0.00
구입 GBP 판매 CAD 에 0.58559 12/11/2020	188,399	1,918	0.00
구입 GBP 판매 AUD 에 0.54361 12/11/2020	1,045,171	1,818	0.00
구입 EUR 판매 GBP 에 1.11392 12/11/2020	868,106	1,680	0.00
구입 USD 판매 GBP 에 1.30516 12/11/2020	221,430	1,647	0.00
구입 GBP 판매 USD 에 0.77701 12/11/2020	247,777	1,643	0.00
구입 ILS 판매 GBP 에 4.44968 12/11/2020	217,319	1,624	0.00
구입 USD 판매 PEN 에 0.27718 12/11/2020	733,023	1,251	0.00
구입 GBP 판매 EUR 에 0.90484 12/11/2020	186,190	1,112	0.00
구입 GBP 판매 SEK 에 0.08780 12/11/2020	94,486	1,041	0.00
구입 USD 판매 PEN 에 0.27783 12/11/2020	245,836	1,002	0.00
구입 GBP 판매 EUR 에 0.90425 12/11/2020	187,089	995	0.00
구입 USD 판매 GBP 에 1.30508 12/11/2020	127,195	938	0.00
구입 GBP 판매 CAD 에 0.58422 12/11/2020	93,909	735	0.00
구입 GBP 판매 CAD 에 0.58189 12/11/2020	186,659	709	0.00
구입 GBP 판매 USD 에 0.77202 12/11/2020	3,976,775	695	0.00
구입 GBP 판매 SEK 에 0.08699 12/11/2020	374,036	624	0.00
구입 USD 판매 GBP 에 1.29692 12/11/2020	569,810	617	0.00
구입 USD 판매 RUB 에 0.01261 12/11/2020	310,912	589	0.00
구입 JPY 판매 GBP 에 136.27242 12/11/2020	93,533	566	0.00
구입 PHP 판매 USD 에 48.48500 12/11/2020	619,645	513	0.00
구입 USD 판매 KRW 에 0.00089 12/11/2020	63,428	488	0.00
구입 NZD 판매 GBP 에 1.95837 12/11/2020	403,907	412	0.00
구입 USD 판매 INR 에 0.01346 12/11/2020	500,025	268	0.00
구입 USD 판매 GBP 에 1.29720 12/11/2020	93,277	121	0.00
구입 IDR 판매 USD 에 14685.00011 12/11/2020	443,919	67	0.00
구입 GBP 판매 ILS 에 0.22643 12/11/2020	374,264	26	0.00
구입 GBP 판매 PLN 에 0.19590 12/11/2020	3,120	15	0.00
구입 ILS 판매 GBP 에 4.41490 12/11/2020	373,281	(149)	(0.00)
구입 COP 판매 USD 에 3808.49983 12/11/2020	11,300	(164)	(0.00)
구입 ILS 판매 GBP 에 4.41460 12/11/2020	380,329	(178)	(0.00)
구입 IDR 판매 USD 에 14655.00006 12/11/2020	159,415	(302)	(0.00)
구입 PHP 판매 USD 에 48.32000 12/11/2020	128,307	(331)	(0.00)
구입 GBP 판매 ILS 에 0.22609 12/11/2020	374,943	(531)	(0.00)
구입 CAD 판매 GBP 에 1.72081 12/11/2020	279,519	(689)	(0.00)
구입 GBP 판매 NZD 에 0.51079 12/11/2020	1,046,835	(734)	(0.00)
구입 EUR 판매 GBP 에 1.10980 12/11/2020	417,192	(738)	(0.00)
구입 CLP 판매 USD 에 771.58999 12/11/2020	321,029	(753)	(0.00)
구입 GBP 판매 USD 에 0.77105 12/11/2020	728,664	(788)	(0.00)
구입 GBP 판매 USD 에 0.77115 12/11/2020	842,132	(809)	(0.00)
구입 GBP 판매 USD 에 0.77089 12/11/2020	653,019	(847)	(0.00)
구입 EUR 판매 GBP 에 1.10653 12/11/2020	187,975	(886)	(0.00)
구입 USD 판매 PHP 에 0.02059 12/11/2020	404,373	(1,000)	(0.00)
구입 USD 판매 GBP 에 1.29485 12/11/2020	2,324,592	(1,204)	(0.00)
구입 MXN 판매 GBP 에 27.48876 12/11/2020	443,709	(1,205)	(0.00)
구입 GBP 판매 SEK 에 0.08646 12/11/2020	280,419	(1,251)	(0.00)
구입 EUR 판매 GBP 에 1.10958 12/11/2020	654,299	(1,285)	(0.00)
구입 AUD 판매 GBP 에 1.81453 12/11/2020	93,137	(1,427)	(0.00)
구입 PEN 판매 USD 에 3.55600 12/11/2020	97,463	(1,564)	(0.00)
구입 GBP 판매 CAD 에 0.57766 12/11/2020	469,547	(1,640)	(0.00)
구입 USD 판매 PHP 에 0.02057 12/11/2020	541,288	(1,838)	(0.00)
구입 TWD 판매 USD 에 28.43350 12/11/2020	609,970	(1,879)	(0.00)
구입 USD 판매 GBP 에 1.29094 12/11/2020	591,817	(2,093)	(0.00)
구입 TRY 판매 GBP 에 10.01810 12/11/2020	26,252	(2,132)	(0.00)
구입 GBP 판매 CHF 에 0.83752 12/11/2020	349,706	(2,133)	(0.00)
구입 GBP 판매 USD 에 0.77040 12/11/2020	1,208,007	(2,337)	(0.00)
구입 GBP 판매 JPY 에 0.00719 12/11/2020	95,768	(2,499)	(0.00)
구입 EUR 판매 GBP 에 1.10423 12/11/2020	383,978	(2,603)	(0.00)
구입 RUB 판매 USD 에 78.66300 12/11/2020	279,434	(2,821)	(0.00)
구입 EUR 판매 GBP 에 1.10753 12/11/2020	753,027	(2,870)	(0.00)
구입 GBP 판매 JPY 에 0.00736 12/11/2020	937,873	(2,895)	(0.00)
구입 GBP 판매 CAD 에 0.57670 12/11/2020	562,297	(2,901)	(0.00)
구입 USD 판매 GBP 에 1.29374 12/11/2020	2,218,381	(3,058)	(0.00)
구입 PLN 판매 GBP 에 4.89672 12/11/2020	68,005	(3,080)	(0.00)
구입 USD 판매 MYR 에 0.23802 12/11/2020	318,109	(3,202)	(0.00)
구입 GBP 판매 EUR 에 0.89585 12/11/2020	798,728	(3,213)	(0.00)
구입 INR 판매 USD 에 74.04800 12/11/2020	895,229	(3,239)	(0.00)
구입 GBP 판매 USD 에 0.76624 12/11/2020	479,343	(3,510)	(0.00)
구입 SEK 판매 GBP 에 11.42737 12/11/2020	466,074	(3,544)	(0.00)
구입 CAD 판매 GBP 에 1.71665 12/11/2020	763,113	(3,722)	(0.00)
구입 AUD 판매 GBP 에 1.82277 12/11/2020	371,962	(4,036)	(0.00)
구입 NZD 판매 GBP 에 1.94566 12/11/2020	763,753	(4,184)	(0.00)
구입 EUR 판매 GBP 에 1.10717 12/11/2020	1,037,785	(4,296)	(0.00)
구입 GBP 판매 EUR 에 0.89118 12/11/2020	470,422	(4,337)	(0.00)
구입 ILS 판매 GBP 에 4.38225 12/11/2020	572,308	(4,459)	(0.00)
구입 GBP 판매 SEK 에 0.08609 12/11/2020	562,226	(4,880)	(0.00)
구입 GBP 판매 EUR 에 0.88994 12/11/2020	469,522	(4,974)	(0.00)
구입 USD 판매 MYR 에 0.23785 12/11/2020	474,194	(5,119)	(0.00)
구입 GBP 판매 JPY 에 0.00730 12/11/2020	471,613	(5,365)	(0.00)
구입 HUF 판매 GBP 에 401.40090 12/11/2020	344,048	(5,471)	(0.00)
구입 BRL 판매 USD 에 5.58800 12/11/2020	221,704	(5,787)	(0.00)
구입 USD 판매 GBP 에 1.28161 12/11/2020	554,773	(5,959)	(0.00)
구입 USD 판매 GBP 에 1.28845 12/11/2020	1,135,477	(6,203)	(0.00)
구입 EUR 판매 GBP 에 1.10416 12/11/2020	916,533	(6,271)	(0.00)
구입 USD 판매 KRW 에 0.00088 12/11/2020	1,560,704	(6,364)	(0.00)
구입 USD 판매 GBP 에 1.29391 12/11/2020	5,203,596	(6,463)	(0.00)
구입 HUF 판매 GBP 에 396.96539 12/11/2020	248,331	(6,649)	(0.00)
구입 GBP 판매 USD 에 0.76113 12/11/2020	488,606	(6,811)	(0.00)
구입 RUB 판매 USD 에 76.61500 12/11/2020	219,220	(7,863)	(0.00)
구입 GBP 판매 NZD 에 0.50686 12/11/2020	958,917	(8,042)	(0.00)
구입 GBP 판매 HKD 에 0.09802 12/11/2020	554,325	(8,429)	(0.00)
구입 GBP 판매 MXN 에 0.03491 12/11/2020	225,007	(8,490)	(0.00)
구입 USD 판매 GBP 에 1.27350 12/11/2020	511,192	(8,691)	(0.00)
구입 GBP 판매 USD 에 0.76799 12/11/2020	1,789,240	(9,038)	(0.00)
구입 GBP 판매 USD 에 0.76362 12/11/2020	845,219	(9,060)	(0.00)
구입 NOK 판매 GBP 에 11.75502 12/11/2020	187,239	(9,086)	(0.00)
구입 GBP 판매 THB 에 0.02411 12/11/2020	350,340	(9,189)	(0.00)
구입 NOK 판매 GBP 에 12.15143 12/11/2020	563,144	(9,258)	(0.00)
구입 MYR 판매 USD 에 4.12510 12/11/2020	1,140,311	(9,298)	(0.00)
구입 USD 판매 GBP 에 1.28055 12/11/2020	808,247	(9,341)	(0.00)
구입 GBP 판매 ILS 에 0.22348 12/11/2020	727,245	(9,434)	(0.00)
구입 SEK 판매 GBP 에 11.33959 12/11/2020	655,315	(9,979)	(0.00)
구입 EUR 판매 GBP 에 1.08758 12/11/2020	461,573	(10,040)	(0.00)
구입 USD 판매 GBP 에 1.28699 12/11/2020	1,588,207	(10,464)	(0.00)
구입 PEN 판매 USD 에 3.52350 12/11/2020	421,708	(10,557)	(0.00)
구입 USD 판매 GBP 에 1.28814 12/11/2020	1,893,427	(10,788)	(0.00)
구입 EUR 판매 GBP 에 1.09379 12/11/2020	669,235	(10,824)	(0.00)
구입 GBP 판매 USD 에 0.76055 12/11/2020	783,468	(11,505)	(0.00)
구입 JPY 판매 GBP 에 133.89760 12/11/2020	1,026,441	(11,781)	(0.00)
구입 SEK 판매 GBP 에 11.44811 12/11/2020	2,077,461	(12,056)	(0.00)
구입 GBP 판매 USD 에 0.76612 12/11/2020	1,650,300	(12,337)	(0.00)
구입 PLN 판매 GBP 에 5.05479 12/11/2020	859,383	(12,432)	(0.00)
구입 BRL 판매 USD 에 5.39450 12/11/2020	217,208	(12,994)	(0.00)
구입 GBP 판매 USD 에 0.76016 12/11/2020	859,113	(13,060)	(0.00)
구입 AUD 판매 GBP 에 1.82248 12/11/2020	1,212,084	(13,340)	(0.00)
구입 HUF 판매 GBP 에 387.65841 12/11/2020	279,968	(13,885)	(0.00)
구입 AUD 판매 GBP 에 1.81437 12/11/2020	949,639	(14,629)	(0.00)
구입 USD 판매 KRW 에 0.00085 12/11/2020	387,197	(14,637)	(0.00)
구입 EUR 판매 GBP 에 1.10080 12/11/2020	1,488,015	(14,686)	(0.00)
구입 HUF 판매 GBP 에 388.24710 12/11/2020	311,348	(14,991)	(0.00)
구입 EUR 판매 GBP 에 1.10282 12/11/2020	1,864,317	(15,010)	(0.00)
구입 GBP 판매 USD 에 0.75877 12/11/2020	884,586	(15,036)	(0.00)
구입 PLN 판매 GBP 에 4.92027 12/11/2020	375,182	(15,267)	(0.00)
구입 EUR 판매 GBP 에 1.10528 12/11/2020	2,667,188	(15,556)	(0.00)
구입 GBP 판매 JPY 에 0.00718 12/11/2020	576,565	(15,601)	(0.00)
구입 USD 판매 IDR 에 0.00007 12/11/2020	1,961,377	(15,863)	(0.01)
구입 AUD 판매 GBP 에 1.82933 12/11/2020	2,420,553	(17,637)	(0.01)
구입 USD 판매 GBP 에 1.27656 12/11/2020	1,237,703	(18,118)	(0.01)
구입 GBP 판매 ZAR 에 0.04504 12/11/2020	390,985	(20,156)	(0.01)
구입 HUF 판매 GBP 에 398.41300 12/11/2020	869,851	(20,204)	(0.01)
구입 COP 판매 USD 에 3713.55002 12/11/2020	519,968	(20,325)	(0.01)
구입 EUR 판매 GBP 에 1.08436 12/11/2020	841,974	(20,760)	(0.01)
구입 RUB 판매 USD 에 73.55030 12/11/2020	280,377	(20,869)	(0.01)
구입 EUR 판매 GBP 에 1.10442 12/11/2020	3,190,816	(21,090)	(0.01)
구입 INR 판매 USD 에 73.43310 12/11/2020	1,791,816	(21,308)	(0.01)
구입 GBP 판매 USD 에 0.75412 12/11/2020	987,247	(22,733)	(0.01)
구입 NOK 판매 GBP 에 11.74596 12/11/2020	467,565	(23,032)	(0.01)
구입 TRY 판매 GBP 에 10.11850 12/11/2020	324,949	(23,399)	(0.01)
구입 GBP 판매 JPY 에 0.00720 12/11/2020	963,284	(24,193)	(0.01)
구입 GBP 판매 USD 에 0.75878 12/11/2020	1,431,855	(24,312)	(0.01)
구입 AUD 판매 GBP 에 1.80401 12/11/2020	1,220,616	(25,670)	(0.01)
구입 TRY 판매 GBP 에 9.97250 12/11/2020	305,440	(26,084)	(0.01)
구입 USD 판매 TWD 에 0.03448 12/11/2020	1,575,235	(26,160)	(0.01)
구입 EUR 판매 GBP 에 1.09841 12/11/2020	2,241,418	(26,927)	(0.01)
구입 USD 판매 CLP 에 0.00125 12/11/2020	848,300	(27,470)	(0.01)
구입 USD 판매 INR 에 0.01321 12/11/2020	1,628,660	(29,335)	(0.01)
구입 GBP 판매 USD 에 0.74349 12/11/2020	806,625	(29,678)	(0.01)
구입 EUR 판매 GBP 에 1.09730 12/11/2020	2,363,974	(30,754)	(0.01)
구입 AUD 판매 GBP 에 1.77479 12/11/2020	1,030,546	(38,013)	(0.01)
구입 NOK 판매 GBP 에 12.06200 12/11/2020	1,715,802	(40,627)	(0.01)
구입 GBP 판매 USD 에 0.76794 12/11/2020	8,791,823	(45,033)	(0.01)
구입 EUR 판매 GBP 에 1.09422 12/11/2020	2,947,295	(46,510)	(0.01)
구입 GBP 판매 USD 에 0.76073 12/11/2020	3,343,054	(48,340)	(0.02)
구입 GBP 판매 MXN 에 0.03379 12/11/2020	792,639	(54,298)	(0.02)
구입 NOK 판매 GBP 에 11.61741 12/11/2020	937,472	(55,933)	(0.02)
구입 GBP 판매 USD 에 0.76314 12/11/2020	7,708,090	(87,371)	(0.03)
구입 USD 판매 KRW 에 0.00084 12/11/2020	2,377,677	(99,833)	(0.03)

현재 투자종목 명세서서 2020년 10월 31일

	기본 노출 GBP	미실현 이익 / (손실) GBP	% 순자산
구입 GBP 판매 ZAR 에 0.04303 12/11/2020	1,215,927	(113,987)	(0.04)
구입 GBP 판매 JPY 에 0.00721 12/11/2020	4,942,954	(115,114)	(0.04)
구입 GBP 판매 USD 에 0.75825 12/11/2020	7,855,521	(138,786)	(0.04)
구입 GBP 판매 USD 에 0.75928 12/11/2020	141,588,488	(2,313,295)	(0.73)
		(2,664,887)	(0.85)
A 주식 (EUR) (EUR/GBP 헤지)			
구입 GBP 판매 EUR 에 0.90293 05/11/2020	1,484,947	5,878	0.00
구입 GBP 판매 EUR 에 0.90699 05/11/2020	47,936	406	0.00
구입 GBP 판매 EUR 에 0.90384 05/11/2020	30,579	152	0.00
구입 EUR 판매 GBP 에 1.10178 05/11/2020	39,119	(356)	(0.00)
구입 EUR 판매 GBP 에 1.10247 05/11/2020	73,109	(620)	(0.00)
구입 EUR 판매 GBP 에 1.10698 04/12/2020	1,489,371	(5,896)	(0.00)
구입 EUR 판매 GBP 에 1.09507 05/11/2020	1,474,517	(22,306)	(0.01)
		(22,742)	(0.01)
A-ACC 주식 (EUR) (EUR/GBP 헤지)			
구입 GBP 판매 EUR 에 0.90293 05/11/2020	55,501,740	219,700	0.07
구입 EUR 판매 GBP 에 1.10002 05/11/2020	1,608,519	(17,176)	(0.01)
구입 EUR 판매 GBP 에 1.10698 04/12/2020	55,874,323	(221,193)	(0.07)
구입 EUR 판매 GBP 에 1.09507 05/11/2020	54,738,472	(828,075)	(0.26)
		(846,744)	(0.27)
E-ACC 주식 (EUR) (EUR/GBP 헤지)			
구입 GBP 판매 EUR 에 0.90293 05/11/2020	11,733,611	46,447	0.01
구입 EUR 판매 GBP 에 1.10255 05/11/2020	255,045	(2,142)	(0.00)
구입 EUR 판매 GBP 에 1.10698 04/12/2020	11,750,920	(46,519)	(0.01)
구입 EUR 판매 GBP 에 1.09507 05/11/2020	11,657,055	(176,346)	(0.06)
		(178,560)	(0.06)
E-MDIST 주식 (EUR) (EUR/GBP 헤지)			
구입 GBP 판매 EUR 에 0.90293 05/11/2020	11,267,828	44,603	0.01
구입 EUR 판매 GBP 에 1.10698 04/12/2020	11,166,265	(44,205)	(0.01)
구입 EUR 판매 GBP 에 1.09507 05/11/2020	11,440,905	(173,076)	(0.05)
		(172,678)	(0.05)
Y 주식 (EUR) (EUR/GBP 헤지)			
구입 GBP 판매 EUR 에 0.90293 05/11/2020	7,022,539	27,798	0.01
구입 EUR 판매 GBP 에 1.10698 04/12/2020	7,088,493	(28,062)	(0.01)
구입 EUR 판매 GBP 에 1.09507 05/11/2020	7,130,407	(107,868)	(0.03)
		(108,132)	(0.03)
Y 주식 (USD) (USD/GBP 헤지)			
구입 GBP 판매 USD 에 0.77363 05/11/2020	5,310,985	11,726	0.00
구입 USD 판매 GBP 에 1.30559 05/11/2020	102,483	801	0.00
구입 USD 판매 GBP 에 1.29752 05/11/2020	152,445	241	0.00
구입 USD 판매 GBP 에 1.29890 05/11/2020	82,224	218	0.00
구입 USD 판매 GBP 에 1.29282 04/12/2020	5,373,443	(11,960)	(0.00)
구입 USD 판매 GBP 에 1.28386 05/11/2020	5,017,510	(44,936)	(0.01)
		(43,910)	(0.01)
Y-ACC 주식 (EUR) (EUR/GBP 헤지)			
구입 GBP 판매 EUR 에 0.90293 05/11/2020	44,421,879	175,841	0.06
구입 EUR 판매 GBP 에 1.10698 04/12/2020	45,044,741	(178,322)	(0.06)
구입 EUR 판매 GBP 에 1.09507 05/11/2020	45,104,209	(682,329)	(0.22)
		(684,810)	(0.22)

선물

	CCY	기본 노출	미실현 이익 / (손실) GBP	% 순자산
US Long Bond Future 21/12/2020	USD	(3,276,313)	63,407	0.02
Long Gilt Bond Future 29/12/2020	GBP	(1,221,120)	4,380	0.00
Canadian 10 Year Bond Future 18/12/2020	CAD	(1,662,100)	1,704	0.00
US Treasury Note 10 Year Bond Future 21/12/2020	USD	(691,172)	1,568	0.00
Japan 10 Year Bond Future 14/12/2020	JPY	151,800,000	145	0.00
US Treasury Note 2 Year Bond Future 31/12/2020	USD	(18,329,381)	(1,022)	(0.00)
Euro-Schatz Bond Future 08/12/2020	EUR	(3,261,485)	(5,664)	(0.00)
호주 10 년 Bond Future 15/12/2020	AUD	(2,538,649)	(15,452)	(0.00)
US Ultra Bond Future 21/12/2020	USD	645,281	(19,237)	(0.01)
US Treasury Note 5 Year Bond Future 31/12/2020	USD	16,579,406	(23,767)	(0.01)
Euro Buxl 30 Year Bond Future 08/12/2020	EUR	(3,888,920)	(30,378)	(0.01)
Euro-BTP Bond Future 08/12/2020	EUR	(6,282,780)	(39,433)	(0.01)
Euro-Bobl Bond Future 08/12/2020	EUR	(10,461,990)	(44,461)	(0.01)
미국 10 년 Ultra Bond Future 21/12/2020	USD	6,134,578	(57,442)	(0.02)
Euro-Bund Bond Future 08/12/2020	EUR	(11,097,450)	(97,508)	(0.03)
			(263,160)	(0.08)

금리 스왑

	CCY	기본 노출	미실현 이익 / (손실) GBP	% 순자산
Receive fixed 2.1497% pay float. (6m AUD BB) 23/04/2029	AUD	5,700,000	392,734	0.12
Receive fixed 7.9% pay float. (3m JIBAR) 03/04/2029	ZAR	65,000,000	292,621	0.09
Receive fixed 1.9925% pay float. (3m HIBOR) 10/06/2029	HKD	30,100,000	288,522	0.09
Receive fixed 7.7375% pay float. (3m JIBAR) 05/06/2029	ZAR	55,200,000	210,462	0.07
Receive fixed 2.925% pay float. (6m CLP) 18/12/2029	CLP	2,652,100,000	154,176	0.05
Receive fixed 2.0675% pay float. (3m Korean CD) 13/11/2028	KRW	2,824,920,000	149,879	0.05
Receive fixed 8.3% pay float. (3m JIBAR) 17/04/2030	ZAR	29,100,000	143,707	0.05
Receive fixed 0.2985% pay float. (6m CHF LIBOR) 31/07/2027	CHF	2,730,000	131,833	0.04
Receive fixed 1.301% pay float. (3m Korean CD) 21/11/2029	KRW	8,976,900,000	115,416	0.04
Receive fixed 0.4123% pay float. (6m CHF LIBOR) 04/06/2028	CHF	1,900,000	111,626	0.04
Receive fixed 1.7975% pay float. (3m Korean CD) 08/03/2029	KRW	2,248,270,000	89,666	0.03
Receive fixed 1.0912% pay float. (6m AUD BB) 11/10/2029	AUD	3,900,000	76,206	0.02
Receive fixed 0.1818% pay float. (6m CHF LIBOR) 04/09/2027	CHF	1,040,000	43,405	0.01
Receive fixed 1.3% pay float. (3m HIBOR) 07/04/2030	HKD	8,140,000	29,535	0.01
Receive fixed 0.4098% pay float. (6m CHF LIBOR) 04/04/2028	CHF	500,000	28,975	0.01
Pay fixed 1.4475% receive float. (6m HUF LIBOR) 25/05/2030	HUF	572,600,000	24,722	0.01
Receive fixed 7.27% pay float. (3m JIBAR) 20/05/2030	ZAR	18,700,000	23,661	0.01
Receive fixed 0.1587% pay float. (6m CHF LIBOR) 11/06/2029	CHF	900,000	17,990	0.01
Pay fixed 1.5175% receive float. (6m HUF LIBOR) 28/05/2030	HUF	577,700,000	16,159	0.01
Receive fixed 7.15% pay float. (3m JIBAR) 22/05/2030	ZAR	18,800,000	15,786	0.01
Receive fixed 0.8077% pay float. (6m AUD BB) 17/07/2030	AUD	4,700,000	13,215	0.00
Pay fixed 1.46% receive float. (6m HUF LIBOR) 22/05/2030	HUF	286,600,000	11,496	0.00
Pay fixed 1.62% receive float. (6m HUF LIBOR) 19/08/2030	HUF	697,200,000	5,894	0.00
Receive fixed 0.852% pay float. (6m CZK PRIBOR) 20/07/2030	CZK	74,600,000	3,916	0.00
Pay fixed -0.008% receive float. (6m JPY LIBOR) 26/05/2030	JPY	97,700,000	3,760	0.00
Pay fixed 1.6387% receive float. (6m HUF LIBOR) 29/05/2030	HUF	687,800,000	1,050	0.00
Receive fixed 2.545% pay float. (3m KLIBOR) 08/04/2030	MYR	200,000	891	0.00
Receive fixed 1.82% pay float. (6m WIBO) 21/11/2029	PLN	40,000	648	0.00
Receive fixed 0.3598% pay float. (3m STIBOR) 26/05/2030	SEK	700,000	504	0.00
Pay fixed 0.5103% receive float. (3m NZ) 13/10/2030	NZD	1,100,000	298	0.00
Pay fixed 0.0202% receive float. (6m JPY LIBOR) 30/07/2029	JPY	59,200,000	282	0.00
Receive fixed 3.09% pay float. (6m CLP) 21/11/2029	CLP	20,000	1	0.00
Receive fixed 0.6633% pay float. (3m USD LIBOR) 26/05/2030	USD	20,000	(268)	(0.00)
Pay fixed 4.29% receive float. (1d CLP) 05/06/2030	COP	1,833,530,000	(1,799)	(0.00)
Receive fixed 0.7487% pay float. (6m AUD BB) 06/10/2030	AUD	2,400,000	(3,015)	(0.00)
Pay fixed 0.0952% receive float. (6m JPY LIBOR) 16/12/2029	JPY	84,000,000	(3,366)	(0.00)
Pay fixed -0.318% receive float. (6m CHF LIBOR) 20/07/2030	CHF	800,000	(3,566)	(0.00)
Receive fixed 6.9675% pay float. (3m JIBAR) 17/08/2030	ZAR	57,200,000	(4,164)	(0.00)
Receive fixed 0.81% pay float. (6m CZK PRIBOR) 23/07/2030	CZK	74,600,000	(5,958)	(0.00)
Pay fixed 0.061% receive float. (6m JPY LIBOR) 25/03/2030	JPY	519,100,000	(7,029)	(0.00)
Receive fixed 0.2253% pay float. (3m STIBOR) 16/03/2030	SEK	31,600,000	(9,594)	(0.00)
Pay fixed 1.2025% receive float. (3m NZ) 19/08/2029	NZD	300,000	(10,482)	(0.00)
Pay fixed 4.325% receive float. (1d CLP) 26/05/2030	COP	7,393,350,000	(11,839)	(0.00)
Pay fixed 0.086% receive float. (6m JPY LIBOR) 11/11/2029	JPY	407,000,000	(14,515)	(0.00)
Pay fixed 1.57% receive float. (6m SIBOR) 20/08/2029	SGD	400,000	(15,155)	(0.00)
Pay fixed 4.36% receive float. (1d CLP) 22/05/2030	COP	7,393,350,000	(16,320)	(0.01)
Pay fixed 1.193% receive float. (3m NZ) 14/10/2029	NZD	500,000	(17,277)	(0.01)
Receive fixed 0.0427% pay float. (6m JPY LIBOR) 13/08/2029	JPY	379,400,000	(17,643)	(0.01)
Pay fixed 0.1202% receive float. (6m JPY LIBOR) 08/01/2030	JPY	320,100,000	(18,041)	(0.01)
Pay fixed 4.5625% receive float. (1d CLP) 10/06/2030	COP	3,517,725,000	(18,765)	(0.01)
Receive fixed 0.0085% pay float. (6m JPY LIBOR) 24/06/2029	JPY	869,100,000	(18,933)	(0.01)
Pay fixed 0.8% receive float. (3m ILS) 10/04/2030	ILS	7,100,000	(18,997)	(0.01)
Receive fixed 0.971% pay float. (3m Korean CD) 19/08/2030	KRW	2,621,800,000	(21,529)	(0.01)
Pay fixed -0.1298% receive float. (6m EURIBOR) 25/05/2030	EUR	1,600,000	(22,876)	(0.01)
Pay fixed 4.58% receive float. (1d CLP) 09/06/2030	COP	4,373,300,000	(24,560)	(0.01)
Pay fixed 4.69% receive float. (1d CLP) 12/06/2030	COP	3,395,345,000	(25,051)	(0.01)
Pay fixed -0.1898% receive float. (6m EURIBOR) 20/07/2030	EUR	3,000,000	(25,263)	(0.01)
Pay fixed 0.2853% receive float. (6m CHF LIBOR) 29/07/2029	CHF	3,500,000	(35,616)	(0.01)
Receive fixed 1.045% pay float. (6m THBFIX) 07/07/2030	THB	152,400,000	(36,286)	(0.01)
Receive fixed 0.078% pay float. (6m JPY LIBOR) 27/08/2029	JPY	518,300,000	(36,338)	(0.01)
Pay fixed 2.34% receive float. (6m HUF LIBOR) 08/03/2029	HUF	274,980,000	(42,764)	(0.01)
Pay fixed 0.7323% receive float. (3m NZ) 20/07/2030	NZD	4,500,000	(52,370)	(0.02)
Pay fixed -0.1578% receive float. (6m EURIBOR) 18/05/2030	EUR	4,400,000	(52,574)	(0.02)
Pay fixed 1.5627% receive float. (3m ILS) 07/06/2029	ILS	2,900,000	(53,407)	(0.02)
Receive fixed 5.48% pay float. (12m BRACETIP) 02/01/2025	BRL	20,500,000	(84,985)	(0.03)
Pay fixed -0.0133% receive float. (6m EURIBOR) 27/04/2030	EUR	4,100,000	(101,890)	(0.03)
Pay fixed 1.24% receive float. (6m SIBOR) 09/04/2030	SGD	5,100,000	(110,090)	(0.03)
Receive fixed 0.97% pay float. (3m CDOR) 16/07/2030	CAD	13,900,000	(113,793)	(0.04)
Pay fixed 3.245% receive float. (6m HUF LIBOR) 12/11/2028	HUF	410,200,000	(132,150)	(0.04)
Pay fixed 0.0857% receive float. (6m EURIBOR) 08/07/2029	EUR	4,200,000	(139,978)	(0.04)
Pay fixed 0.5237% receive float. (6m EURIBOR) 06/05/2029	EUR	2,160,000	(146,735)	(0.05)
Pay fixed 2.32% receive float. (6m SIBOR) 11/03/2029	SGD	2,490,000	(179,616)	(0.06)
Pay fixed 2.699% receive float. (6m SIBOR) 13/11/2028	SGD	3,700,000	(322,768)	(0.10)
Pay fixed 3.285% receive float. (3m KLIBOR) 03/12/2029	MYR	21,880,000	(335,305)	(0.11)

현재 투자종목 명세서서 2020년 10월 31일

	CCY	기본 노출	미실현 이익 / (손실) GBP	% 순자산
Pay fixed 0.2982% receive float. (6m EURIBOR) 10/06/2029	EUR	8,900,000	(446,601)	(0.14)
Pay fixed 2.36% receive float. (3m New Zealand) 18/03/2029	NZD	6,000,000	(508,769)	(0.16)
Pay fixed 2.415% receive float. (3m NZ) 12/02/2029	NZD	6,300,000	(545,133)	(0.17)
			(1,414,137)	(0.45)

	CCY	기본 노출	미실현 이익 / (손실) GBP	% 순자산
하룻밤 지수 스왑				
Receive fixed 0.1098% pay float. (1d SONIA) 17/09/2030	GBP	5,970,000	(46,761)	(0.01)
			(46,761)	(0.01)
기타 자산 및 부채			5,142,771	1.63
순자산			315,287,271	100.00

지역별 배분

국가	국가 코드	% 순자산
미국	US	35.28
영국	GB	17.58
네덜란드	NL	6.41
이탈리아	IT	5.96
프랑스	FR	4.35
룩셈부르크	LU	4.20
초 국가	SU	3.08
일본	JP	2.60
아일랜드	IE	1.42
독일	DE	1.21
케이맨 제도	KY	1.18
카타르	QA	1.14
스페인	ES	1.01
스웨덴	SE	0.98
캐나다	CA	0.91
멕시코	MX	0.88
노르웨이	NO	0.84
터키	TR	0.83
홍콩	HK	0.68
호주	AU	0.59
포르투갈	PT	0.57
버진 아일랜드 (영국령)	VG	0.57
인도네시아	ID	0.55
Saudi Arabia	SA	0.54
남아프리카 공화국	ZA	0.51
이스라엘	IL	0.47
루마니아	RO	0.44
우크라이나	UA	0.41
덴마크	DK	0.39
스위스	CH	0.35
브라질	BR	0.35
불가리아	BG	0.34
Oman	OM	0.34
인도	IN	0.33
헝가리	HU	0.30
에콰도르	EC	0.29
코스타리카	CI	0.28
엘살바도르	SV	0.27
이집트	EG	0.26
파나마	PA	0.26
오스트리아	AT	0.25
케냐	KE	0.24
Paraguay	PY	0.24
아르헨티나	AR	0.20
버뮤다	BM	0.16
칠레	CL	0.10
모리셔스	MU	0.08
중국	CN	0.06
레바논	LB	0.05
현금 및 기타 순 부채		(0.30)

현재 투자종목 명세서서 2020년 10월 31일

공인된 주식 또는 공식 증권거래소에서 거래됨

에너지

	국가 코드	CCY	주식 또는 명목	시가(USD)	% 순자산
Equinor 3.125% 06/04/2030	NO	USD	3,120,631	3,454,204	0.27
Energy Transfer Operating 3.75% 15/05/2030	US	USD	2,496,505	2,453,237	0.19
Equinor 3.70% 06/04/2050	NO	USD	2,179,948	2,433,593	0.19
Energy Transfer Operating 6.25% 15/04/2049	US	USD	2,256,841	2,380,671	0.19
Shell Int'l Finance 3.25% 06/04/2050	NL	USD	1,522,868	1,576,730	0.12
Energy Transfer Operating 5.00% 15/05/2050	US	USD	1,527,861	1,427,430	0.11
BP Capital Markets 4.375% VRN (Perpetual)	GB	USD	1,293,190	1,338,451	0.11
Saudi Arabian Oil 2.75% 16/04/2022 Reg S	SA	USD	1,298,183	1,328,698	0.11
BP Capital Markets 1.00% 28/04/2023	GB	GBP	898,742	1,167,512	0.09
Pertamina Persero 3.10% 27/08/2030 Reg S	ID	USD	1,085,480	1,125,335	0.09
Energy Transfer Operating 6.00% 15/06/2048	US	USD	798,882	819,547	0.06
Energy Transfer Operating 4.05% 15/03/2025	US	USD	599,161	630,650	0.05
Chevron 3.078% 11/05/2050	US	USD	447,374	465,279	0.04
Energy Transfer Operating 4.50% 15/04/2024	US	USD	399,441	424,314	0.03
Pertamina Persero 6.50% 27/05/2041 Reg S	ID	USD	249,651	322,170	0.03
Pertamina Persero 6.00% 03/05/2042 Reg S	ID	USD	251,648	307,129	0.02
				21,654,950	1.71

유틸리티

	국가 코드	CCY	주식 또는 명목	시가(USD)	% 순자산
NextEra Energy Capital 2.25% 01/06/2030	US	USD	2,353,705	2,436,875	0.19
				2,436,875	0.19

소재

	국가 코드	CCY	주식 또는 명목	시가(USD)	% 순자산
Ashland 6.875% 15/05/2043	US	USD	3,376,273	4,340,892	0.34
DuPont de Nemours 2.169% 01/05/2023	US	USD	2,606,351	2,632,067	0.21
Ball 5.25% 01/07/2025	US	USD	2,211,903	2,505,865	0.20
LYB International Finance 3.80% 10/01/2060	US	USD	2,517,476	2,437,988	0.19
Arcelormittal 7.25% 15/10/2039	LU	USD	1,747,554	2,138,378	0.17
Indonesia 5.71% 15/11/2023 Reg S	ID	USD	1,557,819	1,715,938	0.14
LYB International Finance 3.375% 01/10/2040	US	USD	1,705,612	1,697,581	0.13
Sig Combib 2.125% 18/06/2025 Reg S	LU	EUR	1,038,546	1,237,983	0.10
Indonesia 5.23% 15/11/2021 Reg S	ID	USD	1,023,567	1,065,033	0.08
				19,771,725	1.57

산업재

	국가 코드	CCY	주식 또는 명목	시가(USD)	% 순자산
Rolls-Royce 5.75% 15/10/2027 Reg S	GB	GBP	994,608	1,292,374	0.10
Southwest Airlines 5.125% 15/06/2027	US	USD	1,117,436	1,244,301	0.10
Rolls-Royce 5.75% 15/10/2027 144A	GB	USD	1,033,553	1,047,764	0.08
Ashtead Capital 4.125% 15/08/2025 144A	US	USD	798,882	822,505	0.07
				4,406,944	0.35

정보 기술

	국가 코드	CCY	주식 또는 명목	시가(USD)	% 순자산
VMware 4.70% 15/05/2030	US	USD	1,599,760	1,890,753	0.15
Amadeus IT Group 1.50% 09/04/2025	ES	EUR	1,298,183	1,788,091	0.14
VMware 4.65% 15/05/2027	US	USD	1,053,525	1,223,075	0.10
Infineon Tech. 2.875% VRN (Perpetual) EMTN	DE	EUR	998,602	1,158,305	0.09
VMware 4.50% 15/05/2025	US	USD	871,780	987,804	0.08
				7,048,028	0.56

소비재

	국가 코드	CCY	주식 또는 명목	시가(USD)	% 순자산
Time Warner Cable 5.75% 02/06/2031	US	GBP	6,251,249	10,403,232	0.82
Pearson Funding 3.75% 04/06/2030	GB	GBP	4,908,129	6,839,401	0.54
Volkswagen Int'l Finance 4.125% 16/11/2038	NL	EUR	4,194,128	6,789,791	0.54
Lennar 5.875% 15/11/2024	US	USD	3,880,567	4,370,489	0.35
Toll Brothers Finance 3.80% 01/11/2029	US	USD	3,744,758	3,987,568	0.32
Time Warner Cable 5.25% 15/07/2042	US	GBP	1,270,222	2,158,511	0.17
InterContinental Hotel Grp. 3.375% 08/10/2028 EMTN	GB	GBP	1,610,745	2,096,065	0.17
Prosus 3.68% 21/01/2030 Reg S	NL	USD	1,722,588	1,878,416	0.15
General Motors 6.80% 01/10/2027	US	USD	1,092,471	1,343,187	0.11
General Motors 6.125% 01/10/2025	US	USD	1,098,462	1,286,767	0.10
Prosus 4.027% 03/08/2050 Reg S	NL	USD	998,602	1,024,167	0.08
Dufry One 1.00% 04/05/2023	NL	CHF	599,161	808,444	0.06
Prosus 5.50% 21/07/2025 Reg S	NL	USD	649,091	747,218	0.06
Lennar 4.75% 29/11/2027	US	USD	468,344	536,840	0.04
General Motors Financial 4.375% 25/09/2021	US	USD	499,301	514,807	0.04
				44,784,903	3.55

소비재

	국가 코드	CCY	주식 또는 명목	시가(USD)	% 순자산
BAT Capital 2.726% 25/03/2031	US	USD	2,919,912	2,889,246	0.23
AB InBEV Worldwide 5.80% 23/01/2059	US	USD	419,413	589,040	0.05
				3,478,286	0.28

건강

	국가 코드	CCY	주식 또는 명목	시가(USD)	% 순자산
Bayer 1.375% 06/07/2032	DE	EUR	4,993,010	6,053,275	0.48
Medtronic Global 0.00% 15/10/2025	LU	EUR	3,190,533	3,725,952	0.29
Bayer 1.125% 06/01/2030	DE	EUR	2,995,806	3,585,759	0.28
Becton Dickinson 1.90% 15/12/2026	US	EUR	2,346,715	2,941,198	0.23
Medtronic 1.375% 15/10/2040	LU	EUR	2,240,863	2,714,420	0.21
Medtronic Global 0.75% 15/10/2032	LU	EUR	1,788,496	2,138,759	0.17
Bayer 2.375% VRN 12/11/2079	DE	EUR	1,398,043	1,587,276	0.13
Becton Dickinson Euro Finance 0.632% 04/06/2023	LU	EUR	1,248,253	1,476,063	0.12
AbbVie 4.875% 14/11/2048	US	USD	1,148,392	1,457,824	0.12
Smith & Nephew 2.032% 14/10/2030	GB	USD	1,439,984	1,431,509	0.11
Becton Dickinson Euro Finance 1.208% 04/06/2026	LU	EUR	1,173,357	1,419,415	0.11
Cigna 2.40% 15/03/2030	US	USD	1,253,246	1,299,241	0.10
Mylan 2.25% 22/11/2024	NL	EUR	997,603	1,246,247	0.10
Cigna 3.40% 15/03/2050	US	USD	1,111,444	1,173,282	0.09
AbbVie 4.70% 14/05/2045	US	USD	898,742	1,092,603	0.09
AbbVie 4.50% 14/05/2035	US	USD	649,091	786,165	0.06
Teva Pharmaceutical Finance 1.625% 15/10/2028	NL	EUR	574,196	542,709	0.04
				34,671,697	2.74

금융

	국가 코드	CCY	주식 또는 명목	시가(USD)	% 순자산
Kreditanstalt 2.125% 15/06/2022	DE	USD	19,972,040	20,591,337	1.63
European Investment Bank 1.00% 21/09/2026 EMTN	SU	GBP	14,979,030	20,281,284	1.61
IBRD 0.50% 28/10/2025	SU	USD	8,088,676	8,073,295	0.64
Inter-American Dev. Bank 0.625% 15/07/2025	SU	USD	6,391,053	6,417,169	0.51
KfW 0.375% 18/07/2025	DE	USD	6,391,053	6,361,548	0.50
Direct Line Insurance 4.00% 05/06/2032	GB	GBP	4,431,796	6,287,080	0.50
European Investment Bank 0.625% 21/10/2027	SU	USD	4,598,562	4,563,272	0.36
AIB Group 2.875% VRN 30/05/2031 EMTN	IE	EUR	3,852,607	4,523,523	0.36
Intercontinental Exchange 0.70% 15/06/2023	US	USD	3,969,443	3,993,788	0.32
AerCap Global Aviation Trust 4.625% 15/10/2027	IE	USD	2,627,322	2,607,454	0.21
Sampo 2.50% VRN 03/09/2052 EMTN	FI	EUR	1,723,587	2,049,439	0.16
HSBC Holdings 2.357% VRN 18/08/2031	GB	USD	2,022,169	2,011,911	0.16
Wells Fargo & Co 1.741% VRN 04/05/2030 EMTN	US	EUR	1,485,920	1,846,185	0.15
BP Capital Markets 1.749% 10/08/2030	US	USD	1,630,717	1,589,421	0.13
HSBC Holdings 1.645% VRN 18/04/2026	GB	USD	1,572,798	1,577,556	0.12
MDGH - GMTN 2.50% 07/11/2024 Reg S	NL	USD	1,472,938	1,545,328	0.12
General Electric 6.75% 15/03/2032	US	USD	1,185,341	1,527,127	0.12
MDGH - GMTN 2.875% 07/11/2029 Reg S	NL	USD	1,423,008	1,518,285	0.12
HSBC Holding 2.848% VRN 04/06/2031	GB	USD	1,457,959	1,514,629	0.12
BP Capital Markets 2.772% 10/11/2050	US	USD	1,630,717	1,467,953	0.12
Marsh & McLennan 3.50% 29/12/2020	US	USD	1,398,043	1,405,182	0.11
HSBC Holding 2.099% VRN 04/06/2026	GB	USD	1,373,078	1,402,911	0.11
Mitsubishi UFJ Financial Group 0.978% 09/06/2024	JP	EUR	824,845	990,445	0.08
Citigroup 5.875% 30/01/2042	US	USD	549,231	801,582	0.06
Barclays 4.61% VRN 15/02/2023	GB	USD	649,091	680,060	0.05
Volkswagen Bank 1.25% 10/06/2024 EMTN	DE	EUR	499,301	601,006	0.05
				106,228,770	8.41

부동산

	국가 코드	CCY	주식 또는 명목	시가(USD)	% 순자산
Crown Castle International 3.30% 01/07/2030	US	USD	2,176,952	2,375,781	0.19
Digital Dutch Finco 1.50% 15/03/2030	NL	EUR	1,572,798	1,938,732	0.15
Crown Castle International 5.20% 15/02/2049	US	USD	826,842	1,070,403	0.08
Crown Castle International 4.15% 01/07/2050	US	USD	715,998	822,450	0.07
Crown Castle International 4.45% 15/02/2026	US	USD	299,581	343,621	0.03
				6,550,987	0.52

정부

	국가 코드	CCY	주식 또는 명목	시가(USD)	% 순자산
Germany 0.00% 15/02/2030	DE	EUR	64,884,166	80,365,956	6.36
US Treasury 0.625% 15/05/2030	US	USD	64,753,549	63,498,949	5.03
US Treasury 0.250% 15/04/2023	US	USD	51,637,710	51,738,565	4.10
US Treasury 0.625% 15/08/2030	US	USD	40,138,808	39,263,907	3.11
US Treasury 1.125% 28/02/2025	US	USD	36,339,127	37,606,738	2.98
Germany 0.50% 15/02/2025	DE	EUR	29,074,298	35,864,337	2.84
US Treasury 0.25% 15/06/2023	US	USD	20,970,642	21,009,962	1.66
US Treasury 1.50% 31/08/2021	US	USD	20,581,187	20,814,441	1.65
Germany 0.00% 15/08/2029	DE	EUR	16,566,807	20,512,654	1.62
US Treasury 0.50% 31/03/2025	US	USD	20,331,537	20,486,406	1.62
US Treasury 0.375% 31/03/2022	US	USD	20,201,719	20,269,584	1.60
US Treasury 2.00% 15/02/2050	US	USD	16,516,877	17,990,492	1.42
Norway 2.00% 26/04/2028	NO	NOK	151,737,576	17,593,020	1.39
Norway 1.375% 19/08/2030	NO	NOK	130,317,562	14,562,287	1.15
US Treasury 1.125% 28/02/2022	US	USD	14,150,190	14,336,741	1.13
Australia 2.75% 21/11/2029	AU	AUD	16,332,136	13,503,041	1.07
Japan 0.40% 20/06/2049	JP	JPY	1,437,986,896	13,016,420	1.03
US Treasury 2.50% 28/02/2021	US	USD	12,095,567	12,190,463	0.97
Japan 0.40% 20/03/2050	JP	JPY	1,198,322,414	10,790,680	0.85
Japan 0.10% 20/03/2030	JP	JPY	998,602,011	9,624,077	0.76
UK Treasury 4.75% 07/12/2030	GB	GBP	4,943,080	9,267,228	0.73
Korea 2.625% 10/06/2028	KR	KRW	9,426,103,965	9,008,551	0.71
Spain 1.25% 31/10/2030	ES	EUR	6,472,938	8,376,722	0.66
US Treasury 1.25% 15/05/2050	US	USD	8,677,851	7,890,065	0.62
US Treasury 0.125% 15/09/2023	US	USD	7,609,347	7,595,377	0.60
US Treasury 2.50% 31/12/2020	US	USD	7,359,697	7,387,523	0.58
US Treasury 0.125% 30/06/2022	US	USD	7,189,934	7,187,688	0.57
Japan 0.40% 20/03/2040	JP	JPY	748,951,508	7,160,763	0.57
US Treasury 0.25% 31/05/2025	US	USD	6,860,396	6,832,257	0.54
US Treasury 0.25% 30/06/2025	US	USD	6,730,578	6,699,291	0.53
Australia 1.75% 21/06/2051	AU	AUD	8,719,793	6,067,625	0.48

* 이사회 결정으로 가격이 책정된 유가증권.

별첨 재무제표에 대한 주석은 본 재무제표의 중요한 일부입니다. 투자종목 명세서 및 지역별 배분의 순자산 비율은 반올림되었습니다.

현재 투자종목 명세서서 2020년 10월 31일

	국가 코드	CCY	주식 또는 명목	시가(USD)	% 순자산
US Treasury 0.125% 15/05/2023	US	USD	6,001,598	5,994,565	0.47
US Treasury 1.375% 15/08/2050	US	USD	4,893,150	4,593,062	0.36
US Treasury 0.125% 30/04/2022	US	USD	4,293,989	4,293,150	0.34
Canada 0.25% 01/04/2024	CA	CAD	5,382,465	4,038,465	0.32
Germany 0.00% 15/08/2050	DE	EUR	3,115,638	3,875,945	0.31
Canada 0.25% 01/11/2022	CA	CAD	4,993,010	3,751,732	0.30
US Treasury 0.50% 30/06/2027	US	USD	3,714,799	3,691,872	0.29
BTP 3.00% 01/08/2029	IT	EUR	2,122,029	2,982,698	0.24
Korea 2.25% 10/06/2025	KR	KRW	2,995,806,034	2,739,893	0.22
US Treasury 0.375% 30/09/2027	US	USD	2,626,323	2,582,825	0.20
Germany 0.50% 15/02/2026	DE	EUR	2,017,176	2,519,253	0.20
Australia 3.00% 21/03/2047	AU	AUD	2,721,190	2,434,818	0.19
United Kingdom 1.75% 22/01/2049	GB	GBP	1,497,903	2,394,346	0.19
UK Treasury 1.25% 22/07/2027	GB	GBP	1,612,742	2,256,470	0.18
US Treasury 0.50% 31/05/2027	US	USD	1,997,204	1,986,282	0.16
Germany 1.75% 15/02/2024	DE	EUR	1,567,805	1,985,204	0.16
Australia 1.25% 21/05/2032	AU	AUD	2,636,309	1,919,052	0.15
Japan 0.10% 01/06/2021	JP	JPY	191,182,355	1,830,953	0.14
US Treasury 2.875% 31/10/2023	US	USD	1,656,880	1,789,560	0.14
Germany 0.50% 15/02/2028	DE	EUR	1,358,099	1,732,868	0.14
US Treasury 2.375% 15/11/2049	US	USD	1,447,973	1,706,289	0.14
Indonesia 7.00% 15/05/2027	ID	IDR	19,433,793,741	1,376,909	0.11
Korea 1.375% 10/09/2021	KR	KRW	1,398,042,816	1,239,992	0.10
US Treasury 0.25% 31/08/2025	US	USD	1,038,546	1,032,785	0.08
Indonesia 4.875% 05/05/2021 Reg S	ID	USD	748,952	765,671	0.06
US Treasury 0.125% 15/07/2023	US	USD	728,979	727,812	0.06
US Treasury 0.125% 30/09/2022	US	USD	679,049	678,784	0.05
US Treasury 0.25% 30/09/2025	US	USD	549,231	545,949	0.04
US Treasury 0.125% 31/05/2022	US	USD	519,273	519,111	0.04
Germany 0.25% 15/02/2027	DE	EUR	349,511	434,938	0.03
Indonesia 7.00% 15/05/2022	ID	IDR	2,041,142,511	145,511	0.01
				687,078,574	**54.39**
개방형 펀드					
Fidelity ILF - The US Dollar Fund - A-ACC-USD	IE	USD	4,627	84,056,811	6.65
				84,056,811	**6.65**
커뮤니케이션 서비스					
Netflix 3.625% 15/06/2030 Reg S	US	EUR	3,594,967	4,580,108	0.36
Cellnex Telecom 1.875% 26/06/2029	ES	EUR	1,298,183	1,544,081	0.12
AT&T 3.65% 01/06/2051	US	USD	1,423,008	1,393,808	0.11
Walt Disney 2.20% 13/01/2028	US	USD	619,133	648,145	0.05
Netflix 4.625% 15/05/2029	US	EUR	249,651	338,835	0.03
				8,504,977	**0.67**

증권 자격 취득 또는 기타 통제 된 시장 에서 죽음을 맞게

	국가 코드	CCY	주식 또는 명목	시가(USD)	% 순자산
에너지					
Aker BP 4.00% 15/01/2031 144A	NO	USD	3,435,191	3,368,491	0.27
Diamondback Energy 3.50% 01/12/2029	US	USD	1,467,945	1,462,295	0.12
Aker BP 2.875% 15/01/2026 144A	NO	USD	1,300,180	1,288,703	0.10
Diamondback Energy 5.375% 31/05/2025	US	USD	843,819	872,994	0.07
Diamondback Energy 3.25% 01/12/2026	US	USD	798,882	820,799	0.06
Diamondback Energy 2.875% 01/12/2024	US	USD	549,231	556,497	0.04
Eni 4.00% 12/09/2023 Reg S	IT	USD	338,526	366,418	0.03
Eni 4.75% 12/09/2028	IT	USD	293,589	342,733	0.03
				9,078,930	**0.72**
소재					
Glencore Funding 2.50% 01/09/2030 144A	US	USD	4,234,073	4,115,631	0.33
				4,115,631	**0.33**
정보 기술					
Adevinta 2.625% 15/11/2025 Reg S	NO	EUR	3,473,138	4,045,368	0.32
Adevinta 3.00% 15/11/2027 Reg S	NO	EUR	1,144,398	1,347,060	0.11
Envestnet 0.75% 15/08/2025	US	USD	1,273,218	1,279,363	0.10
Cree 1.75% 01/05/2026	US	USD	499,301	752,801	0.06
Apple 2.75% 13/01/2025	US	USD	599,161	648,505	0.05
				8,073,097	**0.64**
소비재					
Lennar 5.00% 15/06/2027	US	USD	3,495,107	4,001,898	0.32
Intercontinental Hotel Grp. 1.625% 08/10/2024 EMTN	GB	EUR	2,772,119	3,224,668	0.26
Charter Communications 6.834% 23/10/2055	US	USD	1,684,642	2,386,178	0.19
Expedia Group 3.60% 15/12/2023 144A	US	USD	2,122,029	2,183,605	0.17
Lennar 5.375% 01/10/2022	US	USD	1,940,284	2,073,222	0.16
Charter Communications 6.484% 23/10/2045	US	USD	1,298,183	1,758,484	0.14
Expedia Group 4.625% 01/08/2027 144A	US	USD	1,361,095	1,429,238	0.11
Charter Communications 5.75% 01/04/2048	US	USD	1,048,532	1,315,294	0.10
Marriott International 4.625% 15/06/2030	US	USD	1,033,553	1,104,556	0.09
Hilton Domestic Operating 4.875% 15/01/2030	US	USD	923,707	951,995	0.08
				20,429,138	**1.62**
소비재					
Barry Callebaut Services 5.50% 15/06/2023 144A	BE	USD	499,301	537,997	0.04
Barry Callebaut Services 5.50% 15/06/2023 Reg S	BE	USD	474,336	511,097	0.04
Lamb Weston Holdings 4.625% 01/11/2024 144A	US	USD	449,371	465,099	0.04
Lamb Westton Holdings 4.875% 15/05/2028 144A	US	USD	243,659	264,460	0.02
				1,778,653	**0.14**
건강					
AbbVie 2.30% 21/11/2022 144A	US	USD	3,045,736	3,156,415	0.25
Royalty Pharma 0.75% 02/09/2023 144A	GB	USD	2,796,086	2,796,937	0.22
Royalty Pharma 1.20% 02/09/2025 144A	GB	USD	2,250,849	2,241,903	0.18
Nutrition 1.23% 01/10/2025 144A	US	USD	1,922,309	1,926,108	0.15
Teva Pharmaceutical Fin. 6.75% 01/03/2028	NL	USD	1,672,658	1,759,971	0.14
Nutritio & Bioscience 1.832% 15/10/2027 144A	US	USD	1,691,632	1,696,929	0.13
Royalty Pharma 3.55% 02/09/2050 144A	GB	USD	1,614,739	1,552,523	0.12
Bayer US Finance 4.70% 15/07/2064 144A	US	USD	1,248,253	1,408,754	0.11
AbbVie 2.95% 21/11/2026 144A	US	USD	1,148,392	1,255,063	0.10
Royalty Pharma 1.75% 02/09/2027 144A	GB	USD	1,113,441	1,108,304	0.09
				18,902,907	**1.50**
금융					
Gnnnie Mae 3.00% 01/11/2050	US	USD	16,476,933	17,175,272	1.36
Freddie Mac 3.00% 01/11/2050	US	USD	14,130,218	14,764,974	1.17
Freddie Mac 4.00% 01/11/2050	US	USD	10,984,622	11,729,946	0.93
China Development Bank 3.09% 18/06/2030	CN	CNY	82,414,624	11,692,479	0.93
Ginnie Mae 3.50% 01/11/2050	US	USD	9,486,719	10,000,151	0.79
Bank Of America 1.197% VRN 24/10/2026 MTN	US	USD	8,637,907	8,642,413	0.68
UBS Group 1.008% VRN 30/07/2024 144A	CH	USD	6,483,923	6,512,498	0.52
Freddie Mac 2.50% 01/11/2035	US	USD	4,993,010	5,187,854	0.41
Garfunkelux Holdco 3 7.75% 01/11/2025 Reg S	LU	GBP	3,816,657	4,867,696	0.39
UBS Group 1.364% VRN 30/01/2027 144A	CH	USD	4,668,464	4,658,516	0.37
Garfunkelux Holdco 3 6.75% 01/11/2025 Reg S	LU	EUR	3,257,440	3,736,234	0.30
UBS 1.75% 21/04/2022 144A	CH	USD	2,970,841	3,025,821	0.24
Willis North America 4.50% 15/09/2028	US	USD	2,471,540	2,949,485	0.23
Citigroup VRN 2.572% 03/06/2031	US	USD	2,446,575	2,555,353	0.20
Willis North America 3.875% 15/09/2049	US	USD	2,117,036	2,475,147	0.20
Wells Fargo & Co 2.393% VRN 02/06/2028 MTN	US	USD	2,072,099	2,155,001	0.17
Wells Fargo Bank 2.082% VRN 09/09/2022	US	USD	1,813,461	1,839,746	0.15
Citigroup 2.666% VRN 29/01/2031	US	USD	1,692,630	1,779,614	0.14
Danske Bank 5.375% 12/01/2024 Reg S	DK	USD	977,631	1,098,396	0.09
Wells Fargo & Co 5.013% VRN 04/04/2051 MTN	US	USD	785,900	1,067,037	0.08
				117,913,633	**9.33**
부동산					
Equinix 2.90% 18/11/2026	US	USD	699,021	753,264	0.06
Equinix 2.625% 18/11/2024	US	USD	648,093	689,439	0.05
Vonovia Finance 5.00% 02/10/2023 144A	NL	USD	599,161	642,892	0.05
				2,085,595	**0.17**
정부					
China 2.68% 21/05/2030	CN	CNY	120,431,403	17,262,886	1.37
Japan 0.10% 10/03/2028	JP	JPY	1,707,609,439	16,399,846	1.30
China 1.99% 09/04/2025	CN	CNY	113,790,699	16,274,345	1.29
China 3.13% 21/11/2029	CN	CNY	77,241,866	11,467,764	0.91
China 2.94% 17/10/2024	CN	CNY	69,902,141	10,454,202	0.83
Italy 1.70% 01/09/2051	IT	EUR	3,666,867	4,363,623	0.35
Canada 2.00% 01/11/2020	CA	CAD	5,382,465	4,044,771	0.32
Italy 1.25% 15/09/2032	IT	EUR	2,790,094	3,799,533	0.30
Spain 1.00% 31/10/2050 144A	ES	EUR	2,416,617	2,863,310	0.23
Italy 2.55% 15/09/2041	IT	EUR	1,323,148	2,486,077	0.20
China 2.75% 08/08/2022	CN	CNY	15,278,611	2,279,184	0.18
China 3.25% 22/11/2028	CN	CNY	14,979,030	2,237,954	0.18
China 3.19% 11/04/2024	CN	CNY	10,485,321	1,582,819	0.13
China 3.29% 18/10/2023	CN	CNY	9,986,020	1,510,792	0.12
Japan Inflation Linked Bond 0.10% 10/03/2029	JP	JPY	149,790,302	1,428,485	0.11
Mexico 5.00% 27/04/2051	MX	USD	1,073,497	1,227,544	0.10
Italy 1.30% 15/05/2028	IT	EUR	811,863	1,075,085	0.09
				100,758,220	**7.98**
커뮤니케이션 서비스					
T-Mobile USA 3.60% 15/11/2060 144A	US	USD	2,600,360	2,563,409	0.20
T-Mobile USA 3.50% 15/04/2025 144A	US	USD	1,624,725	1,781,089	0.14
Netflix 3.625% 15/05/2027 Reg S	US	EUR	1,348,113	1,702,134	0.13
T-Mobile USA 3.875% 15/04/2030 144A	US	USD	574,196	645,379	0.05
				6,692,011	**0.53**

현재 투자종목 명세서서 2020년 10월 31일

	국가 코드	CCY	주식 또는 명목	시가(USD)	% 순자산
목록에 없음					
유틸리티					
TXU Europe Funding 7.00% 30/11/2005 (Defaulted)*	GB	EUR	3,070,701	36	0.00
				36	**0.00**
소비재					
Virgin Media Secured Fin. 4.125% 15/08/2030	GB	GBP	3,944,478	5,012,189	0.40
				5,012,189	**0.40**
단주				1	0.00
총 투자 (비용 USD 1,301,329,762)				**1,325,513,568**	**104.93**

신용 디폴트 스왑 (Credit Default Swap)

	CCY	기본 노출	미실현 이익 / (손실) USD	% 순자산
매도 보호 CDX NA HY S35 5 년 20/12/202	USD	7,489,515	266,134	0.02
매수 보호 브라질 4.25% 20/12/2025	USD	3,095,666	175,967	0.01
매수 보호 Lincoln National 3.35% 20/12/2025	USD	1,597,763	(7,079)	(0.00)
매수 보호 Conocophillips 5.9% 20/06/2022	USD	1,398,043	(15,087)	(0.00)
매수 보호 Avnet 4.875% 20/06/2022	USD	1,298,183	(15,146)	(0.00)
매수 보호 Aig International 6.25% 20/12/2025	USD	1,597,763	(19,612)	(0.00)
매수 보호 Wells Fargo 3.069% 20/12/2025	USD	2,196,924	(36,879)	(0.00)
매수 보호 Dow Chemical 7.375% 20/12/2025	USD	2,995,806	(44,275)	(0.00)
매수 보호 Viacomcbs 4.75% 20/12/2025	USD	4,219,093	(57,194)	(0.00)
매수 보호 일반사항 Motors 4.875% 20/12/2025	USD	2,196,924	(389,638)	(0.03)
			(142,809)	**(0.01)**

선물환 계약

	기본 노출 USD	미실현 이익 / (손실) USD	% 순자산
구입 JPY 판매 USD 에 105.67120 06/11/2020	121,949,014	1,294,366	0.10
구입 USD 판매 NOK 에 0.10553 03/12/2020	31,390,316	202,564	0.02
구입 USD 판매 NOK 에 0.10554 06/11/2020	31,395,085	201,972	0.02
구입 USD 판매 EUR 에 1.16810 06/11/2020	55,496,536	141,608	0.01
구입 USD 판매 AUD 에 0.71225 06/11/2020	8,240,407	108,308	0.01
구입 USD 판매 EUR 에 1.17262 06/11/2020	13,394,191	86,185	0.01
구입 MXN 판매 USD 에 22.43623 06/11/2020	1,472,740	81,333	0.01
구입 USD 판매 GBP 에 1.30363 06/11/2020	12,380,354	77,982	0.01
구입 CNY 판매 USD 에 6.79920 06/11/2020	4,858,330	75,765	0.01
구입 USD 판매 EUR 에 1.18166 06/11/2020	5,094,958	72,297	0.01
구입 CAD 판매 USD 에 1.33863 06/11/2020	11,657,521	61,694	0.00
구입 USD 판매 AUD 에 0.70625 03/12/2020	8,241,567	36,759	0.00
구입 CNY 판매 USD 에 6.82780 06/11/2020	1,431,401	28,437	0.00
구입 USD 판매 EUR 에 1.17473 06/11/2020	3,307,825	27,263	0.00
구입 SEK 판매 USD 에 8.90910 06/11/2020	10,445,132	23,832	0.00
구입 USD 판매 GBP 에 1.29760 03/12/2020	15,996,222	23,568	0.00
구입 USD 판매 SEK 에 0.11289 03/12/2020	6,751,750	21,389	0.00
구입 CHF 판매 USD 에 0.92171 06/11/2020	3,366,203	20,348	0.00
구입 CNY 판매 USD 에 6.73622 06/11/2020	3,214,664	19,891	0.00
구입 THB 판매 USD 에 31.72250 06/11/2020	1,058,712	18,829	0.00
구입 IDR 판매 USD 에 14970.00003 06/11/2020	659,935	14,678	0.00
구입 ILS 판매 USD 에 3.44058 06/11/2020	1,453,533	13,311	0.00
구입 NZD 판매 USD 에 1.52024 06/11/2020	1,451,690	9,730	0.00
구입 USD 판매 NZD 에 0.66610 06/11/2020	1,461,421	8,603	0.00
구입 USD 판매 CAD 에 0.75150 06/11/2020	11,719,214	7,988	0.00
구입 SGD 판매 USD 에 1.36963 06/11/2020	1,792,863	5,295	0.00
구입 USD 판매 JPY 에 0.00956 06/11/2020	131,781,428	4,898	0.00
구입 USD 판매 CHF 에 1.09256 06/11/2020	3,386,551	3,285	0.00
구입 USD 판매 MXN 에 0.04712 06/11/2020	1,554,074	2,993	0.00
구입 USD 판매 DKK 에 0.15695 06/11/2020	1,088,209	2,935	0.00
구입 USD 판매 SGD 에 0.73315 06/11/2020	1,798,158	2,140	0.00
구입 USD 판매 ILS 에 0.29362 06/11/2020	1,466,844	1,553	0.00
구입 MYR 판매 USD 에 4.16100 06/11/2020	1,000,282	1,122	0.00
구입 USD 판매 CNY 에 0.14959 06/11/2020	743,120	1,089	0.00
구입 USD 판매 PLN 에 0.25293 06/11/2020	618,724	851	0.00
구입 USD 판매 THB 에 0.03210 06/11/2020	1,077,541	421	0.00
구입 THB 판매 USD 에 31.17100 03/12/2020	1,077,443	(112)	(0.00)
구입 IDR 판매 USD 에 14815.02003 03/12/2020	666,839	(179)	(0.00)
구입 USD 판매 MYR 에 0.24053 06/11/2020	1,001,404	(280)	(0.00)
구입 PLN 판매 USD 에 3.95336 03/12/2020	619,617	(851)	(0.00)
구입 CNY 판매 USD 에 6.69750 03/12/2020	742,820	(1,095)	(0.00)
구입 ILS 판매 USD 에 3.40486 03/12/2020	1,468,781	(1,588)	(0.00)
구입 MYR 판매 USD 에 4.16000 03/12/2020	1,000,522	(2,016)	(0.00)
구입 SGD 판매 USD 에 1.36395 03/12/2020	1,800,326	(2,157)	(0.00)
구입 MXN 판매 USD 에 21.28512 03/12/2020	1,552,387	(2,932)	(0.00)
구입 DKK 판매 USD 에 6.36772 03/12/2020	1,091,799	(2,934)	(0.00)
구입 CHF 판매 USD 에 0.91457 03/12/2020	3,392,465	(3,250)	(0.00)
구입 DKK 판매 USD 에 6.35638 06/11/2020	1,093,746	(5,537)	(0.00)
구입 JPY 판매 USD 에 104.52440 03/12/2020	131,828,059	(5,612)	(0.00)
구입 USD 판매 IDR 에 0.00007 06/11/2020	674,613	(5,878)	(0.00)
구입 CAD 판매 USD 에 1.33058 03/12/2020	11,728,128	(7,884)	(0.00)
구입 NZD 판매 USD 에 1.50126 03/12/2020	1,470,041	(8,580)	(0.00)
구입 CNY 판매 USD 에 6.67519 06/11/2020	3,056,458	(8,951)	(0.00)
구입 JPY 판매 USD 에 104.41642 06/11/2020	8,549,902	(11,854)	(0.00)
구입 PLN 판매 USD 에 3.88251 06/11/2020	630,924	(12,200)	(0.00)
구입 USD 판매 CNY 에 0.14888 06/11/2020	5,817,277	(19,239)	(0.00)
구입 SEK 판매 USD 에 8.86079 06/11/2020	6,771,180	(21,351)	(0.00)
구입 GBP 판매 USD 에 0.77078 06/11/2020	16,017,246	(23,691)	(0.00)
구입 EUR 판매 USD 에 0.84999 06/11/2020	3,018,152	(29,125)	(0.00)
구입 USD 판매 GBP 에 1.28423 06/11/2020	3,613,201	(31,355)	(0.00)
구입 EUR 판매 USD 에 0.85037 06/11/2020	3,448,954	(31,760)	(0.00)
구입 USD 판매 CNY 에 0.14859 06/11/2020	6,115,598	(31,990)	(0.00)
구입 AUD 판매 USD 에 1.41613 06/11/2020	8,277,201	(36,794)	(0.00)
구입 EUR 판매 USD 에 0.84588 06/11/2020	3,901,715	(56,354)	(0.00)
구입 EUR 판매 USD 에 0.84534 06/11/2020	8,207,646	(123,661)	(0.01)
구입 EUR 판매 USD 에 0.85559 03/12/2020	55,670,485	(140,941)	(0.01)
구입 NOK 판매 USD 에 9.47458 06/11/2020	31,598,643	(203,557)	(0.02)
구입 USD 판매 SEK 에 0.11088 06/11/2020	17,218,793	(248,635)	(0.02)
구입 EUR 판매 USD 에 0.85346 06/11/2020	59,290,905	(332,962)	(0.03)
		1,289,977	**0.10**

A-ACC 주식 (EUR) (헤지)

	기본 노출 USD	미실현 이익 / (손실) USD	% 순자산
구입 USD 판매 EUR 에 1.16700 05/11/2020	112,783,324	183,793	0.01
구입 USD 판매 JPY 에 0.00958 04/12/2020	21,214,379	23,885	0.00
구입 USD 판매 AUD 에 0.71273 05/11/2020	1,715,057	23,719	0.00
구입 GBP 판매 USD 에 0.77363 05/11/2020	7,272,106	16,056	0.00
구입 USD 판매 PLN 에 0.25815 05/11/2020	238,540	5,253	0.00
구입 USD 판매 CNY 에 0.14916 04/12/2020	8,973,625	4,985	0.00
구입 IDR 판매 USD 에 14779.99987 05/11/2020	487,848	4,737	0.00
구입 USD 판매 AUD 에 0.70470 04/12/2020	2,048,945	4,632	0.00
구입 USD 판매 KRW 에 0.00088 04/12/2020	1,728,267	4,073	0.00
구입 USD 판매 CAD 에 0.75931 05/11/2020	255,334	2,833	0.00
구입 USD 판매 AUD 에 0.71650 05/11/2020	129,494	2,486	0.00
구입 MXN 판매 USD 에 21.39146 05/11/2020	376,898	2,336	0.00
구입 CNY 판매 USD 에 6.77692 05/11/2020	168,380	2,077	0.00
구입 SEK 판매 USD 에 8.91202 05/11/2020	640,528	1,665	0.00
구입 USD 판매 RUB 에 0.01265 04/12/2020	227,152	1,638	0.00
구입 USD 판매 DKK 에 0.15745 05/11/2020	275,245	1,637	0.00
구입 CAD 판매 USD 에 1.33213 05/11/2020	3,979,560	1,616	0.00
구입 USD 판매 AUD 에 0.71914 05/11/2020	70,301	1,613	0.00
구입 USD 판매 CZK 에 0.04317 05/11/2020	139,491	1,390	0.00
구입 USD 판매 MYR 에 0.24062 04/12/2020	440,256	1,322	0.00
구입 USD 판매 RUB 에 0.01268 05/11/2020	197,951	1,318	0.00
구입 USD 판매 PLN 에 0.26414 05/11/2020	23,718	1,085	0.00
구입 USD 판매 JPY 에 0.00960 05/11/2020	267,659	1,078	0.00
구입 USD 판매 HUF 에 0.00321 05/11/2020	94,356	944	0.00
구입 USD 판매 NOK 에 0.10571 05/11/2020	115,542	931	0.00
구입 USD 판매 CNY 에 0.14976 05/11/2020	319,016	814	0.00
구입 USD 판매 GBP 에 1.29861 05/11/2020	262,202	636	0.00
구입 USD 판매 RUB 에 0.01295 05/11/2020	17,679	496	0.00
구입 USD 판매 HUF 에 0.00331 05/11/2020	11,273	477	0.00
구입 ILS 판매 USD 에 3.41656 05/11/2020	197,918	416	0.00
구입 USD 판매 PLN 에 0.25296 04/12/2020	280,389	394	0.00
구입 USD 판매 GBP 에 1.29698 05/11/2020	313,244	367	0.00
구입 USD 판매 CLP 에 0.00130 04/12/2020	69,487	346	0.00
구입 USD 판매 DKK 에 0.15863 05/11/2020	24,543	330	0.00
구입 USD 판매 CHF 에 1.09284 04/12/2020	785,983	314	0.00
구입 NOK 판매 USD 에 9.55850 05/11/2020	132,155	312	0.00
구입 USD 판매 CHF 에 1.09768 05/11/2020	53,264	303	0.00
구입 USD 판매 NOK 에 0.10852 05/11/2020	8,505	297	0.00
구입 USD 판매 AUD 에 0.70444 05/11/2020	133,782	273	0.00
구입 USD 판매 DKK 에 0.15674 04/12/2020	323,666	246	0.00
구입 USD 판매 SGD 에 0.73794 05/11/2020	28,046	217	0.00
구입 USD 판매 CHF 에 1.09636 05/11/2020	45,623	205	0.00
구입 USD 판매 SEK 에 0.11313 05/11/2020	32,366	181	0.00
구입 USD 판매 ILS 에 0.29613 05/11/2020	18,449	178	0.00
구입 HUF 판매 USD 에 315.30541 05/11/2020	111,883	174	0.00
구입 USD 판매 MYR 에 0.24184 05/11/2020	31,594	160	0.00
구입 USD 판매 SGD 에 0.73267 04/12/2020	292,694	153	0.00
구입 USD 판매 DKK 에 0.15740 05/11/2020	23,666	133	0.00
구입 USD 판매 THB 에 0.03221 05/11/2020	32,841	127	0.00
구입 USD 판매 KRW 에 0.00088 05/11/2020	123,466	111	0.00
구입 THB 판매 USD 에 31.17500 05/11/2020	479,583	108	0.00
구입 USD 판매 COP 에 0.00026 04/12/2020	149,736	107	0.00
구입 USD 판매 NOK 에 0.10583 05/11/2020	8,421	78	0.00
구입 USD 판매 SEK 에 0.11270 05/11/2020	43,436	77	0.00
구입 USD 판매 NZD 에 0.66238 04/12/2020	211,182	52	0.00
구입 USD 판매 NZD 에 0.66357 05/11/2020	11,853	24	0.00

현재 투자종목 명세서서 2020년 10월 31일

	기본 노출 USD	미실현 이익 / (손실) USD	% 순자산
구입 USD 판매 PLN 에 0.25287 05/11/2020	18,110	21	0.00
구입 USD 판매 RUB 에 0.01261 05/11/2020	12,199	12	0.00
구입 USD 판매 ILS 에 0.29358 05/11/2020	12,466	12	0.00
구입 USD 판매 CZK 에 0.04278 05/11/2020	10,557	10	0.00
구입 USD 판매 SGD 에 0.73255 05/11/2020	21,236	8	0.00
구입 CZK 판매 USD 에 23.39700 05/11/2020	150,041	8	0.00
구입 USD 판매 CLP 에 0.00129 05/11/2020	5,448	7	0.00
구입 USD 판매 HUF 에 0.00318 05/11/2020	6,429	3	0.00
구입 USD 판매 NZD 에 0.66194 05/11/2020	22,515	(9)	(0.00)
구입 USD 판매 CZK 에 0.04274 04/12/2020	150,071	(15)	(0.00)
구입 NZD 판매 USD 에 1.50973 05/11/2020	211,230	(54)	(0.00)
구입 USD 판매 GBP 에 1.29511 05/11/2020	237,070	(65)	(0.00)
구입 USD 판매 MXN 에 0.04690 05/11/2020	24,544	(74)	(0.00)
구입 USD 판매 THB 에 0.03199 05/11/2020	31,443	(91)	(0.00)
구입 COP 판매 USD 에 3859.99991 05/11/2020	150,075	(127)	(0.00)
구입 USD 판매 CLP 에 0.00126 05/11/2020	5,002	(145)	(0.00)
구입 SGD 판매 USD 에 1.36490 05/11/2020	292,842	(150)	(0.00)
구입 USD 판매 MYR 에 0.23923 05/11/2020	28,081	(162)	(0.00)
구입 USD 판매 HUF 에 0.00317 04/12/2020	112,015	(176)	(0.00)
구입 USD 판매 CAD 에 0.75048 05/11/2020	267,199	(178)	(0.00)
구입 USD 판매 MYR 에 0.24050 05/11/2020	381,916	(194)	(0.00)
구입 USD 판매 CNY 에 0.14923 05/11/2020	207,295	(210)	(0.00)
구입 USD 판매 MXN 에 0.04664 05/11/2020	25,706	(219)	(0.00)
구입 DKK 판매 USD 에 6.38392 05/11/2020	323,704	(251)	(0.00)
구입 USD 판매 NOK 에 0.10460 04/12/2020	132,446	(318)	(0.00)
구입 CHF 판매 USD 에 0.91580 05/11/2020	785,651	(339)	(0.00)
구입 CLP 판매 USD 에 769.47997 05/11/2020	69,855	(350)	(0.00)
구입 USD 판매 KRW 에 0.00087 05/11/2020	39,352	(357)	(0.00)
구입 USD 판매 THB 에 0.03205 04/12/2020	479,594	(365)	(0.00)
구입 PLN 판매 USD 에 3.95348 05/11/2020	280,766	(397)	(0.00)
구입 USD 판매 CNY 에 0.14896 05/11/2020	142,957	(403)	(0.00)
구입 USD 판매 IDR 에 0.00007 04/12/2020	486,514	(409)	(0.00)
구입 USD 판매 ILS 에 0.29276 04/12/2020	198,387	(420)	(0.00)
구입 USD 판매 CNY 에 0.14918 05/11/2020	306,767	(420)	(0.00)
구입 USD 판매 GBP 에 1.29085 05/11/2020	159,342	(568)	(0.00)
구입 MYR 판매 USD 에 4.15000 05/11/2020	442,217	(627)	(0.00)
구입 USD 판매 SGD 에 0.72969 05/11/2020	243,410	(860)	(0.00)
구입 USD 판매 COP 에 0.00026 05/11/2020	149,948	(1,131)	(0.00)
구입 USD 판매 NZD 에 0.65782 05/11/2020	176,808	(1,169)	(0.00)
구입 USD 판매 CLP 에 0.00127 05/11/2020	59,054	(1,180)	(0.00)
구입 USD 판매 JPY 에 0.00953 05/11/2020	465,213	(1,525)	(0.00)
구입 RUB 판매 USD 에 78.84000 05/11/2020	229,472	(1,643)	(0.00)
구입 USD 판매 KRW 에 0.00086 05/11/2020	67,215	(1,649)	(0.00)
구입 USD 판매 SEK 에 0.11224 04/12/2020	642,396	(1,674)	(0.00)
구입 USD 판매 CAD 에 0.75072 04/12/2020	3,981,575	(1,769)	(0.00)
구입 USD 판매 CNY 에 0.14778 05/11/2020	170,458	(1,829)	(0.00)
구입 USD 판매 ILS 에 0.28978 05/11/2020	167,420	(2,016)	(0.00)
구입 USD 판매 CNY 에 0.14756 05/11/2020	170,458	(2,077)	(0.00)
구입 KRW 판매 USD 에 1133.39200 05/11/2020	1,732,547	(2,151)	(0.00)
구입 USD 판매 MXN 에 0.04660 04/12/2020	378,024	(2,350)	(0.00)
구입 USD 판매 JPY 에 0.00947 05/11/2020	309,165	(2,953)	(0.00)
구입 USD 판매 CHF 에 1.08546 05/11/2020	686,425	(3,781)	(0.00)
구입 CNY 판매 USD 에 6.69098 05/11/2020	8,996,357	(4,509)	(0.00)
구입 USD 판매 JPY 에 0.00944 05/11/2020	348,205	(4,565)	(0.00)
구입 AUD 판매 USD 에 1.41924 05/11/2020	2,053,275	(4,641)	(0.00)
구입 USD 판매 CNY 에 0.14759 05/11/2020	579,371	(6,941)	(0.00)
구입 USD 판매 SEK 에 0.11106 05/11/2020	566,391	(7,242)	(0.00)
구입 USD 판매 THB 에 0.03152 05/11/2020	415,408	(7,243)	(0.00)
구입 USD 판매 IDR 에 0.00007 05/11/2020	492,585	(9,823)	(0.00)
구입 USD 판매 JPY 에 0.00948 05/11/2020	1,138,232	(10,013)	(0.00)
구입 EUR 판매 USD 에 0.85180 05/11/2020	1,467,474	(11,097)	(0.00)
구입 EUR 판매 USD 에 0.85297 05/11/2020	1,832,657	(11,370)	(0.00)
구입 USD 판매 GBP 에 1.29282 04/12/2020	7,289,507	(16,225)	(0.00)
구입 USD 판매 MXN 에 0.04450 05/11/2020	328,984	(17,781)	(0.00)
구입 EUR 판매 USD 에 0.85004 05/11/2020	1,996,032	(19,204)	(0.00)
구입 EUR 판매 USD 에 0.84689 05/11/2020	1,557,939	(20,704)	(0.00)
구입 USD 판매 CAD 에 0.74646 05/11/2020	3,458,644	(20,812)	(0.00)
구입 EUR 판매 USD 에 0.84699 05/11/2020	1,745,122	(22,986)	(0.00)
구입 JPY 판매 USD 에 104.44370 05/11/2020	21,216,933	(24,124)	(0.00)
구입 EUR 판매 USD 에 0.85235 05/11/2020	3,853,591	(26,699)	(0.00)
구입 EUR 판매 USD 에 0.84805 05/11/2020	3,403,801	(40,619)	(0.00)
구입 USD 판매 KRW 에 0.00085 05/11/2020	1,500,362	(44,977)	(0.00)
구입 USD 판매 GBP 에 1.28163 05/11/2020	6,316,304	(67,465)	(0.01)
구입 USD 판매 CNY 에 0.14642 05/11/2020	7,265,984	(143,808)	(0.01)
구입 EUR 판매 USD 에 0.85635 04/12/2020	113,052,977	(182,525)	(0.01)
구입 USD 판매 JPY 에 0.00946 05/11/2020	18,664,335	(193,847)	(0.02)
구입 EUR 판매 USD 에 0.85380 05/11/2020	97,590,646	(511,257)	(0.04)
		(1,162,038)	(0.09)

I-ACC 주식 (EUR) (헤지)

	기본 노출 USD	미실현 이익 / (손실) USD	% 순자산
구입 USD 판매 EUR 에 1.16680 05/11/2020	184,328,352	268,426	0.02
구입 USD 판매 AUD 에 0.71273 05/11/2020	3,128,804	43,272	0.00
구입 USD 판매 JPY 에 0.00958 04/12/2020	35,229,801	39,665	0.00
구입 GBP 판매 USD 에 0.77363 05/11/2020	11,916,202	26,310	0.00
구입 USD 판매 PLN 에 0.25815 05/11/2020	435,177	9,583	0.00
구입 USD 판매 CNY 에 0.14916 04/12/2020	14,902,121	8,279	0.00
구입 USD 판매 AUD 에 0.70470 04/12/2020	3,402,581	7,693	0.00
구입 IDR 판매 USD 에 14780.00000 05/11/2020	751,921	7,302	0.00
구입 USD 판매 KRW 에 0.00088 04/12/2020	2,870,059	6,764	0.00
구입 MXN 판매 USD 에 21.39146 05/11/2020	596,476	3,697	0.00
구입 USD 판매 DKK 에 0.15745 05/11/2020	502,124	2,986	0.00
구입 USD 판매 RUB 에 0.01265 04/12/2020	377,222	2,720	0.00
구입 SEK 판매 USD 에 8.91202 05/11/2020	1,030,586	2,679	0.00
구입 CAD 판매 USD 에 1.33213 05/11/2020	6,307,107	2,562	0.00
구입 USD 판매 CZK 에 0.04317 05/11/2020	254,473	2,536	0.00
구입 USD 판매 RUB 에 0.01268 05/11/2020	361,125	2,404	0.00
구입 USD 판매 MYR 에 0.24062 04/12/2020	731,105	2,196	0.00
구입 USD 판매 HUF 에 0.00321 05/11/2020	172,134	1,722	0.00
구입 USD 판매 NOK 에 0.10571 05/11/2020	210,771	1,698	0.00
구입 USD 판매 CNY 에 0.14976 05/11/2020	598,716	1,527	0.00
구입 USD 판매 PLN 에 0.25296 04/12/2020	465,647	655	0.00
구입 ILS 판매 USD 에 3.41656 05/11/2020	304,751	641	0.00
구입 USD 판매 CLP 에 0.00130 04/12/2020	115,395	575	0.00
구입 USD 판매 CHF 에 1.09284 04/12/2020	1,305,202	522	0.00
구입 NOK 판매 USD 에 9.55850 05/11/2020	210,274	497	0.00
구입 USD 판매 GBP 에 1.29698 05/11/2020	419,472	491	0.00
구입 USD 판매 DKK 에 0.15674 04/12/2020	537,491	409	0.00
구입 HUF 판매 USD 에 315.30540 05/11/2020	171,866	268	0.00
구입 USD 판매 SGD 에 0.73267 04/12/2020	486,017	253	0.00
구입 USD 판매 COP 에 0.00026 04/12/2020	248,660	177	0.00
구입 THB 판매 USD 에 31.17500 05/11/2020	757,665	171	0.00
구입 USD 판매 NZD 에 0.66238 04/12/2020	350,712	86	0.00
구입 USD 판매 HKD 에 0.12902 05/11/2020	43,496	21	0.00
구입 CZK 판매 USD 에 23.39700 05/11/2020	254,460	13	0.00
구입 USD 판매 HKD 에 0.12898 04/12/2020	44,037	8	0.00
구입 HKD 판매 USD 에 7.75334 05/11/2020	43,504	(8)	(0.00)
구입 USD 판매 CZK 에 0.04274 04/12/2020	249,214	(25)	(0.00)
구입 NZD 판매 USD 에 1.50973 05/11/2020	322,575	(83)	(0.00)
구입 COP 판매 USD 에 3859.99997 05/11/2020	248,864	(211)	(0.00)
구입 SGD 판매 USD 에 1.36490 05/11/2020	444,282	(228)	(0.00)
구입 USD 판매 HUF 에 0.00317 04/12/2020	186,019	(293)	(0.00)
구입 USD 판매 MYR 에 0.24050 05/11/2020	696,722	(353)	(0.00)
구입 DKK 판매 USD 에 6.38392 05/11/2020	502,512	(389)	(0.00)
구입 USD 판매 NOK 에 0.10460 04/12/2020	219,954	(527)	(0.00)
구입 CHF 판매 USD 에 0.91580 05/11/2020	1,252,674	(541)	(0.00)
구입 CLP 판매 USD 에 769.47999 05/11/2020	108,276	(542)	(0.00)
구입 USD 판매 THB 에 0.03205 04/12/2020	796,439	(606)	(0.00)
구입 PLN 판매 USD 에 3.95348 05/11/2020	435,794	(617)	(0.00)
구입 USD 판매 IDR 에 0.00007 04/12/2020	807,933	(680)	(0.00)
구입 USD 판매 ILS 에 0.29276 04/12/2020	329,471	(698)	(0.00)
구입 MYR 판매 USD 에 4.15000 05/11/2020	697,711	(989)	(0.00)
구입 USD 판매 JPY 에 0.00953 05/11/2020	449,498	(1,473)	(0.00)
구입 USD 판매 SGD 에 0.72969 05/11/2020	444,054	(1,570)	(0.00)
구입 USD 판매 NZD 에 0.65782 05/11/2020	322,492	(2,132)	(0.00)
구입 USD 판매 CLP 에 0.00127 05/11/2020	107,733	(2,153)	(0.00)
구입 USD 판매 COP 에 0.00026 05/11/2020	248,653	(2,231)	(0.00)
구입 RUB 판매 USD 에 78.84000 05/11/2020	363,729	(2,605)	(0.00)
구입 USD 판매 SEK 에 0.11224 04/12/2020	1,066,799	(2,780)	(0.00)
구입 USD 판매 CAD 에 0.75072 04/12/2020	6,612,000	(2,938)	(0.00)
구입 KRW 판매 USD 에 1133.39200 05/11/2020	2,740,533	(3,402)	(0.00)
구입 USD 판매 ILS 에 0.28978 05/11/2020	305,392	(3,678)	(0.00)
구입 USD 판매 MXN 에 0.04660 04/12/2020	627,768	(3,902)	(0.00)
구입 USD 판매 JPY 에 0.00948 05/11/2020	727,338	(6,366)	(0.00)
구입 USD 판매 CHF 에 1.08546 05/11/2020	1,252,133	(6,897)	(0.00)
구입 AUD 판매 USD 에 1.41924 05/11/2020	3,135,893	(7,088)	(0.00)
구입 CNY 판매 USD 에 6.69097 05/11/2020	14,695,990	(7,366)	(0.00)
구입 USD 판매 CNY 에 0.14759 05/11/2020	834,467	(9,997)	(0.00)
구입 USD 판매 SEK 에 0.11106 05/11/2020	1,033,265	(13,211)	(0.00)
구입 USD 판매 THB 에 0.03152 05/11/2020	757,836	(13,213)	(0.00)
구입 USD 판매 IDR 에 0.00007 05/11/2020	759,222	(16,790)	(0.00)
구입 EUR 판매 USD 에 0.85344 05/11/2020	4,692,442	(26,561)	(0.00)
구입 USD 판매 GBP 에 1.29282 04/12/2020	12,105,383	(26,944)	(0.00)
구입 USD 판매 MXN 에 0.04450 05/11/2020	600,174	(32,439)	(0.00)
구입 EUR 판매 USD 에 0.84689 05/11/2020	2,549,923	(33,887)	(0.00)
구입 USD 판매 CAD 에 0.74646 05/11/2020	6,309,669	(37,968)	(0.00)
구입 JPY 판매 USD 에 104.44370 05/11/2020	35,266,528	(40,098)	(0.00)
구입 USD 판매 KRW 에 0.00085 05/11/2020	2,737,131	(82,051)	(0.01)
구입 USD 판매 GBP 에 1.28163 05/11/2020	11,523,041	(123,079)	(0.01)
구입 USD 판매 CNY 에 0.14642 05/11/2020	13,255,441	(262,352)	(0.02)
구입 EUR 판매 USD 에 0.85651 04/12/2020	187,751,856	(269,091)	(0.02)
구입 USD 판매 JPY 에 0.00946 05/11/2020	34,049,594	(353,638)	(0.03)
구입 EUR 판매 USD 에 0.85379 05/11/2020	178,080,541	(934,106)	(0.07)
		(1,889,988)	(0.15)

현재 투자종목 명세서서 2020년 10월 31일

	CCY	기본 노출	미실현 이익 / (손실) USD	% 순자산
선물				
미국 10 년 Ultra Bond Future 21/12/2020	USD	(19,948,775)	293,073	0.02
Euro-Bund Bond Future 08/12/2020	EUR	15,127,722	260,034	0.02
Long Gilt Bond Future 29/12/2020	GBP	(15,174,916)	73,027	0.01
US Long Bond Future 21/12/2020	USD	(2,582,947)	66,330	0.01
US Treasury Note 5 Year Bond Future 31/12/2020	USD	2,508,519	(5,491)	(0.00)
Euro-Bobl Bond Future 08/12/2020	EUR	(7,733,763)	(58,428)	(0.00)
Euro-BTP Bond Future 08/12/2020	EUR	(9,112,233)	(303,822)	(0.02)
Euro Buxl 30 Year Bond Future 08/12/2020	EUR	(14,391,732)	(840,045)	(0.07)
			(515,322)	**(0.04)**

	CCY	기본 노출	미실현 이익 / (손실) USD	% 순자산
금리 스왑				
Pay fixed 0.5986% receive float. (6m WIBO) 08/06/2025	PLN	99,360,900	(170,861)	(0.01)
Pay fixed 0.68% receive float. (6m WIBO) 11/05/2025	PLN	97,363,696	(260,133)	(0.02)
			(430,994)	**(0.03)**

	CCY	기본 노출	미실현 이익 / (손실) USD	% 순자산
인플레이션 스왑				
Receive fixed 1.975% pay float. (US CPI) 15/10/2030	USD	2,596,365	352	0.00
Receive fixed 1.754% pay float. (US CPI) 03/08/2030	USD	5,991,612	(197,890)	(0.02)
			(197,538)	**(0.02)**
기타 자산 및 부채			(59,284,545)	(4.69)
순자산			1,263,180,311	100.00

지역별 배분

국가	국가 코드	% 순자산
미국	US	48.54
독일	DE	14.82
아일랜드	IE	7.22
중국	CN	5.92
일본	JP	4.85
영국	GB	4.63
노르웨이	NO	3.81
초 국가	SU	3.11
호주	AU	1.89
룩셈부르크	LU	1.86
네덜란드	NL	1.74
이탈리아	IT	1.22
스페인	ES	1.15
스위스	CH	1.12
한국	KR	1.03
캐나다	CA	0.94
인도네시아	ID	0.54
핀란드	FI	0.16
Saudi Arabia	SA	0.11
멕시코	MX	0.10
덴마크	DK	0.09
벨기에	BE	0.08
현금 및 기타 순 부채		(4.87)

현재 투자종목 명세서서 2020년 10월 31일

공인된 주식 또는 공식 증권거래소에서 거래됨

에너지

	국가 코드	CCY	주식 또는 명목	시가(USD)	% 순자산
Marathon Petroleum 6.50% 01/03/2041	US	USD	1,509,925	1,765,165	0.65
Eni 2.625% VRN (Perpetual)	IT	EUR	1,332,286	1,539,477	0.57
Cespa Finance 2.25% 13/02/2026 EMTN	ES	EUR	1,154,648	1,404,106	0.52
ONEOK 3.40% 01/09/2029	US	USD	1,332,286	1,297,782	0.48
BP Capital Markets 3.625% VRN (Perpetual)	GB	EUR	1,075,155	1,288,462	0.48
ONEOK 7.50% 01/09/2023	US	USD	1,116,900	1,270,998	0.47
Shell International Fin. 1.25% 11/11/2032 EMTN	NL	EUR	1,003,212	1,269,408	0.47
Hess 5.80% 01/04/2047	US	USD	932,601	1,044,843	0.39
Hessen 5.60% 15/02/2041	US	USD	888,191	952,108	0.35
Delek & Avner Tamar Bond 5.412% 30/12/2025	IL	USD	888,191	912,012	0.34
Eni 3.375% VRN (Perpetual)	IT	EUR	783,829	905,450	0.33
Equinor 1.375% 22/05/2032 EMTN	NO	EUR	334,848	431,671	0.16
				14,081,482	**5.20**

유틸리티

Innogy Finance 6.25% 03/06/2030 EMTN	NL	GBP	1,509,925	2,774,604	1.02
Enel 8.75% VRN 24/09/2073	IT	USD	2,309,297	2,666,545	0.98
DWR Cymru Financing UK 1.625% 31/03/2026 EMTN	GB	GBP	1,664,026	2,179,754	0.80
NGG Finance 5.625% VRN 18/06/2073	GB	GBP	1,332,286	1,950,943	0.72
EDF 3.375% VRN (Perpetual)	FR	EUR	1,421,106	1,628,804	0.60
SP Powerassets 3.00% 26/09/2027 Reg S	SG	USD	1,465,515	1,606,418	0.59
EDF 6.00% VRN (Perpetual) EMTN	FR	GBP	1,110,239	1,563,228	0.58
Iberdrola International 2.250% VRN (Perpetual)	NL	EUR	1,332,286	1,552,613	0.57
Edison International 5.75% 15/06/2027	US	USD	1,332,286	1,514,343	0.56
Tennet Holdings 2.995% VRN (Perpetual)	NL	EUR	1,243,467	1,497,146	0.55
NextEra Energy Capital Holdings 2.75% 01/11/2029	US	USD	1,332,286	1,433,471	0.53
Tennet Holdings 2.374% VRN (Perpetual)	NL	EUR	801,592	941,072	0.35
EDF 4.00% VRN (Perpetual)	FR	EUR	754,962	915,851	0.34
CLP Power Hong Kong Fin. 2.125% 30/06/2030 EMTN	VG	USD	732,758	736,842	0.27
Severn Trent Utilities Fin. 2.00% 02/06/2040 EMTN	GB	GBP	484,064	659,645	0.24
EDP Finance 8.625% 04/01/2024 EMTN	NL	GBP	311,311	498,531	0.18
				24,119,810	**8.90**

소재

Gold Fields Orogen Hldgs 6.125% 15/05/2029 Reg S	VG	USD	1,332,286	1,592,082	0.59
Suzano Austria 3.75% 15/01/2031	AT	USD	1,354,491	1,393,433	0.51
Internatinl Flavors & Fragrances 1.80% 25/09/2026	US	EUR	1,110,239	1,379,594	0.51
DS Smith 1.375% 26/07/2024	GB	EUR	1,110,239	1,331,597	0.49
Ball 1.50% 15/03/2027	US	EUR	888,191	1,018,428	0.38
DS Smith 0.875% 12/09/2026 EMTN	GB	EUR	222,048	260,937	0.10
				6,976,071	**2.57**

산업재

MTR 1.625% 19/08/2030 EMTN	HK	USD	2,220,477	2,170,045	0.80
DP World 2.375% 25/09/2026 Reg S	AE	EUR	1,776,382	2,088,924	0.77
Schaeffler Finance 3.25% 15/05/2025 Reg S	NL	EUR	1,554,334	1,837,816	0.68
Holding d'Infrastructures 2.50% 04/05/2027 EMTN	FR	EUR	1,332,286	1,690,444	0.62
AA Bond 2.75% 31/07/2023 EMTN	GB	GBP	1,332,286	1,670,672	0.62
Xylem 2.25% 30/01/2031	US	USD	1,195,505	1,251,738	0.46
Heathrow Funding 5.225% 15/02/2023 Reg S	GB	GBP	888,191	1,231,270	0.45
Holding d'Infrastructures 1.625% 27/11/2027 EMTN	FR	EUR	977,010	1,176,538	0.43
Ryanair 1.125% 15/08/2023 EMTN	IE	EUR	1,032,522	1,152,102	0.43
Mexico City Airport Trust 5.50% 31/07/2047 Reg S	MX	USD	1,154,648	990,400	0.37
Boeing 4.875% 01/05/2025	US	USD	888,191	966,729	0.36
National Express Group 2.375% 20/11/2028	GB	GBP	754,962	961,620	0.35
Easyjet 1.75% 09/02/2023 EMTN	GB	EUR	888,191	953,349	0.35
Ashtead Capital 4.375% 15/08/2027 144A	US	USD	888,191	932,601	0.34
General Electric 4.35% 01/05/2050	US	USD	871,315	930,076	0.34
Airbus 2.375% 09/06/2040 EMTN	NL	EUR	671,916	818,131	0.30
RAC Bond 4.87% 06/05/2026 EMTN	GB	GBP	488,505	640,987	0.24
Ryanair 2.875% 15/09/2025 EMTN	IE	EUR	510,710	594,532	0.22
Heathrow Funding 2.75% 13/10/2031 EMTN	GB	GBP	402,795	521,341	0.19
Heathrow Funding 9.20% 29/03/2021 EMTN	GB	GBP	355,276	473,526	0.17
L3 Technologies 3.85% 15/12/2026	US	USD	222,048	250,941	0.09
				23,303,782	**8.60**

정보 기술

Edenred 1.375% 18/06/2029	FR	EUR	1,687,563	2,089,840	0.77
Tencent Holdings 1.81% 26/01/2026 Reg S	KY	USD	1,657,808	1,683,070	0.62
SAP SE 0.375% 18/05/2029	DE	EUR	1,287,877	1,542,981	0.57
International Business Machines 7.00% 30/10/2025	US	USD	888,191	1,147,539	0.42
PayPal Holdings 2.85% 01/10/2029	US	USD	1,032,522	1,128,406	0.42
Hewlett Packard Enterprise 6.20% 15/10/2035	US	USD	666,143	832,164	0.31
				8,424,000	**3.11**

소비재

Volkswagen Int'l Finance 3.375% VRN (Perpetual)	NL	EUR	2,264,887	2,656,755	0.98
CPUK Finance 3.69% 28/02/2028	GB	GBP	1,776,382	2,370,217	0.87
Volkswagen Int'l Finance 3.875% VRN (Perpetual)	NL	EUR	1,421,106	1,672,671	0.62
SES SA . 5.625% VRN (Perpetual)	LU	EUR	1,332,286	1,657,901	0.61
Informa 2.125% 06/10/2025 EMTN	GB	EUR	1,199,502	1,404,397	0.52
JD.com 4.125% 14/01/2050	KY	USD	1,199,058	1,292,955	0.48
Home Depot 3.30% 15/04/2040	US	USD	888,191	1,011,280	0.37
Chanel Ceres 1.00% 31/07/2031	GB	EUR	834,900	1,001,581	0.37
Greene King Finance 5.318% 15/09/2031	GB	GBP	523,745	733,864	0.27
InterContinental Hotel Grp. 3.375% 08/10/2028 EMTN	GB	GBP	523,144	680,769	0.25
Kohl's 9.50% 15/05/2025	US	USD	555,119	666,533	0.25
Schaeffler 2.875% 26/03/2027 EMTN	DE	EUR	571,107	665,920	0.25
Meituan 2.125% 28/10/2025 Reg S	KY	USD	466,300	467,298	0.17
				16,282,141	**6.01**

소비재

Altria Group 5.80% 14/02/2039	US	USD	1,310,082	1,664,663	0.61
				1,664,663	**0.61**

건강

HCA 5.25% 15/06/2026	US	USD	2,030,849	2,367,930	0.87
Philips 1.375% 30/03/2025 EMTN	NL	EUR	1,332,286	1,648,145	0.61
Thermo Fisher Scientific 1.95% 24/07/2029	US	EUR	1,120,009	1,487,684	0.55
AbbVie 4.875% 14/11/2048	US	USD	1,110,239	1,409,390	0.52
Becton Dickinson 1.90% 15/12/2026	US	EUR	1,110,239	1,391,491	0.51
Merck KGaA 1.625% VRN 09/09/2080	DE	EUR	932,601	1,080,885	0.40
Cigna 3.40% 15/03/2050	US	USD	888,191	937,608	0.35
Unitedhealth Group 2.90% 15/05/2050	US	USD	888,191	930,355	0.34
Cigna 4.90% 15/12/2048	US	USD	666,143	857,680	0.32
AbbVie 1.25% 18/11/2031	US	EUR	444,095	554,212	0.20
				12,665,380	**4.67**

금융

Westfield Stratford City Fin 1.642% 04/08/2026	GB	GBP	2,874,630	3,752,081	1.38
Lloyds Bank 7.625% 22/04/2025 EMTN	GB	GBP	1,776,382	2,914,432	1.08
Wellcome Trust 1.125% 21/01/2027	GB	EUR	1,998,430	2,508,746	0.93
HSBC Holdings 7.00% 07/04/2038 EMTN	GB	GBP	1,243,467	2,355,979	0.87
Toyota Motor Credit 2.15% 13/02/2030 MTN	US	USD	2,220,477	2,334,435	0.86
CommBank Aus. 1.936% VRN 03/10/2029 EMTN	AU	EUR	1,776,382	2,146,614	0.79
FCA Bank Ireland 0.50% 13/09/2024 EMTN	IT	EUR	1,776,382	2,078,926	0.77
KBC Group 0.50% VRN 03/12/2029 EMTN	BE	EUR	1,776,382	2,026,593	0.75
Roadster Finance DAC 1.625% 09/12/2024 EMTN	IE	EUR	1,554,334	1,803,608	0.67
ICBCIL Finance 1.75% 25/08/2025 EMTN	HK	USD	1,776,382	1,767,779	0.65
Sampo 2.50% VRN 03/09/2052 EMTN	FI	EUR	1,378,028	1,638,551	0.60
Goldman Sachs Group 3.80% 15/03/2030	US	USD	1,332,286	1,542,380	0.57
Mitsubishi UFJ Financial Group 3.677% 22/02/2027	JP	USD	1,332,286	1,503,594	0.55
Society of Lloyd's 4.75% 30/10/2024	GB	GBP	999,215	1,414,873	0.52
Prudential 6.340% VRN 19/12/2063 EMTN	GB	GBP	888,191	1,405,849	0.52
ANZ 1.125% VRN 21/11/2029 EMTN	AU	EUR	1,194,617	1,400,372	0.52
UBS Group 3.126% VRN 13/08/2030 144A	CH	USD	1,265,672	1,391,094	0.51
Morgan Stanley 1.342% VRN 23/10/2026 EMTN	US	EUR	1,110,239	1,361,285	0.50
Gesellschaft 1.250% VRN 26/05/2041 Reg S	DE	EUR	1,110,239	1,273,432	0.47
Ally Financial 8.00% 01/11/2031 (A)	US	USD	888,191	1,228,135	0.45
General Electric 4.875% 18/09/2037 EMTN	US	GBP	888,191	1,222,172	0.45
Natwest Group 0.75% VRN 15/11/2025	GB	EUR	999,215	1,166,879	0.43
Banco Santander 2.125% 08/02/2028 EMTN	ES	EUR	888,191	1,091,338	0.40
AerCap Global Aviation Trust 3.875% 23/01/2028	IE	USD	1,088,034	1,028,574	0.38
Kyobo Life Insurance 3.95% VRN (Perpetual) Reg S	KR	USD	999,215	1,022,796	0.38
DH Europe Finance II 0.75% 18/09/2031	LU	EUR	812,251	959,566	0.35
Power Finance 3.25% 16/09/2024	IN	USD	888,191	907,844	0.33
Barclays 1.700% VRN 03/11/2026	GB	GBP	639,053	828,247	0.31
ING Groep 3.00% 18/02/2026 EMTN	NL	GBP	532,915	754,138	0.28
Tesco Property Finance 3 5.744% 13/04/2040	GB	GBP	425,514	732,007	0.27
Commerzbank 1.25% 23/10/2023 EMTN	DE	EUR	488,505	585,540	0.22
AIA Group 3.20% 16/09/2040 Reg S	HK	USD	566,222	583,367	0.22
Volkswagen Leasing 1.625% 15/08/2025 EMTN	DE	EUR	310,867	383,299	0.14
				49,114,525	**18.12**

부동산

Land Securities Capital Mks 1.974% 08/02/2024 EMTN	GB	GBP	1,092,919	1,454,689	0.54
MPT Operating Partnership 4.625% 01/08/2029	US	USD	1,110,239	1,164,330	0.43
Grand City Properties 1.375% 03/08/2026 EMTN	LU	EUR	932,601	1,144,167	0.42
Digital Euro Finco 1.125% 09/04/2028	US	EUR	888,191	1,069,954	0.39
Globalworth 2.95% 29/07/2026 EMTN	GB	EUR	910,396	1,056,138	0.39
Prologis 3.00% 02/06/2026	US	EUR	643,938	874,208	0.32
CPI Property Group 2.75% 22/01/2028 EMTN	LU	GBP	579,545	741,075	0.27
Longfor Group Holdings 3.375% 13/04/2027	KY	USD	366,379	377,613	0.14
				7,882,174	**2.91**

정부

US Treasury 1.125% 15/05/2040	US	USD	2,220,477	2,119,862	0.78
US Treasury 0.625% 15/05/2030	US	USD	2,019,613	1,980,483	0.73
US Treasury 2.00% 15/02/2050	US	USD	820,244	893,426	0.33

전체 주식 목록은 6페이지에 나와 있습니다.

별첨 재무제표에 대한 주석은 본 재무제표의 중요한 일부입니다. 투자종목 명세서 및 지역별 배분의 순자산 비율은 반올림되었습니다.

현재 투자종목 명세서서 2020년 10월 31일

	국가 코드	CCY	주식 또는 명목	시가(USD)	% 순자산
US Treasury 0.625% 15/08/2030	US	USD	111,024	108,604	0.04
				5,102,375	1.88
개방형 펀드					
Fidelity ILF - The US Dollar Fund - A-ACC-USD	IE	USD	1,005	18,247,418	6.73
				18,247,418	6.73
커뮤니케이션 서비스					
Verizon Communications 4.812% 15/03/2039	US	USD	2,220,477	2,887,829	1.07
CK Hutchison Group Telecom 1.50% 17/10/2031	LU	EUR	1,727,087	2,138,065	0.79
Cellnex Telecom 1.875% 26/06/2029	ES	EUR	1,554,334	1,848,752	0.68
Vodafone Group 6.25% VRN 03/10/2078	GB	USD	1,043,624	1,128,419	0.42
AT&T 4.50% 15/05/2035	US	USD	488,505	571,205	0.21
				8,574,270	3.16
증권 자격 취득 또는 기타 통제 된 시장 에서 죽음을 맞게					
에너지					
Tengizchevroil Finance 2.625% 15/08/2025 Reg S	BM	USD	1,887,406	1,897,079	0.70
Diamondback Energy 3.50% 01/12/2029	US	USD	1,498,822	1,493,053	0.55
Energy Transfer Operating 5.80% 15/06/2038	US	USD	888,191	907,706	0.33
Aker BP 5.875% 31/03/2025 144A	NO	USD	223,824	231,281	0.09
				4,529,119	1.67
유틸리티					
APT Pipelines 4.25% 15/07/2027 Reg S	AU	USD	1,998,430	2,244,036	0.83
Exelon Generation 5.60% 15/06/2042	US	USD	999,215	1,132,516	0.42
Exelon 4.70% 15/04/2050	US	USD	888,191	1,122,676	0.41
				4,499,228	1.66
소재					
Votorantim 7.25% 05/04/2041 Reg S	LU	USD	499,607	639,503	0.24
				639,503	0.24
산업재					
Delta Air Lines 7.00% 01/05/2025 144A	US	USD	1,776,382	1,939,507	0.72
Delta Air lines 4.50% 20/10/2025 144A	SU	USD	865,986	877,493	0.32
Avolon Holdings Funding 2.875% 15/02/2025 144A	KY	USD	888,191	838,733	0.31
Ashtead Capital 4.00% 01/05/2028 144A	US	USD	255,355	266,846	0.10
Delta Air lines 4.75% 20/10/2028 144A	SU	USD	210,945	215,364	0.08
				4,137,943	1.53
정보 기술					
Dell International 8.10% 15/07/2036 144A	US	USD	1,687,563	2,284,236	0.84
Alphabet 2.05% 15/08/2050	US	USD	2,220,477	2,020,364	0.75
Microsoft 2.525% 01/06/2050	US	USD	1,820,792	1,856,023	0.68
Microsoft 2.675% 01/06/2060	US	USD	1,352,271	1,385,485	0.51
Hewlett Packard Enterprise 4.65% 01/10/2024	US	USD	1,010,761	1,141,878	0.42
Adevinta 3.00% 15/11/2027 Reg S	NO	EUR	825,574	971,775	0.36
Fiserv 1.625% 01/07/2030	US	EUR	577,324	731,236	0.27
Apple 3.85% 04/08/2046	US	USD	488,505	600,478	0.22
				10,991,475	4.06
소비재					
Booking Holdings 4.625% 13/04/2030	US	USD	1,332,286	1,580,720	0.58
Charter Communications 5.75% 01/04/2048	US	USD	888,191	1,114,160	0.41
Sands China 3.80% 08/01/2026 Reg S	KY	USD	421,891	433,214	0.16
				3,128,094	1.15
소비재					
Keurig Dr Pepper 4.985% 25/05/2038	US	USD	1,865,201	2,398,370	0.88
Mars 4.20% 01/04/2059 144A	US	USD	765,177	982,117	0.36
				3,380,487	1.25
건강					
Takeda Pharmaceutical 3.025% 09/07/2040	JP	USD	1,591,638	1,634,282	0.60
Royalty Pharma 3.30% 02/09/2040 144A	GB	USD	1,509,925	1,490,413	0.55
Bristol-Myers Squibb 4.35% 15/11/2047	US	USD	888,191	1,137,381	0.42
AstraZeneca 1.375% 06/08/2030	GB	USD	821,577	795,600	0.29
Roche Holdings 4.00% 28/11/2044 144A	US	USD	532,915	693,747	0.26
Bayer US Finance II 4.625% 25/06/2038 144A	US	USD	532,915	624,505	0.23
AbbVie 3.20% 21/11/2029 144A	US	USD	355,276	390,142	0.14
				6,766,070	2.50
금융					
Bank of America 2.676% VRN 19/06/2041 MTN	US	USD	2,220,477	2,240,656	0.83
Nordea Bank 4.625% VRN 13/09/2033 144A	FI	USD	1,976,225	2,237,233	0.83
UniCredit 2.20% VRN 22/07/2027 EMTN	IT	EUR	1,776,382	2,114,755	0.78
Goldman Sachs Group 4.223% VRN 01/05/2029	US	USD	1,776,382	2,075,441	0.77
Commerzbank 8.125% 19/09/2023 Reg S	DE	USD	1,776,382	2,040,192	0.75
Credit Suisse Group 3.869% VRN 12/01/2029 144A	CH	USD	1,776,382	1,979,394	0.73
Intesa Sanpaolo 2.125% 26/05/2025 EMTN	IT	EUR	1,499,710	1,864,950	0.69
Discover Bank 2.70% 06/02/2030	US	USD	1,776,382	1,856,919	0.69
Mitsubishi UFJ Financial Group 3.777% 02/03/2025	JP	USD	1,287,877	1,439,140	0.53
Morgan Stanley 2.699% VRN 22/01/2031 GMTN	US	USD	1,332,286	1,421,261	0.52
Park Aerospace Holdings 5.25% 15/08/2022 144A	KY	USD	1,332,286	1,372,775	0.51
Bevco Lux Sarl 1.50% 16/09/2027	LU	EUR	1,075,155	1,269,106	0.47
UBS Group 3.491% 23/05/2023 Reg S	CH	USD	999,215	1,041,842	0.38
Westpac Banking 4.322% VRN 23/11/2031 GMTN	AU	USD	888,191	1,000,028	0.37
JPMorgan Chase & Co. 2.956% VRN 13/05/2031	US	USD	921,498	981,830	0.36
Oversea-Chinese Bkg 1.832% VRN 10/09/2030 Reg S	SG	USD	921,498	919,718	0.34
ANZ 2.95% VRN 22/07/2030 Reg S	AU	USD	865,986	898,875	0.33
Sumitomo Mitsui Fin. Group 0.465% 30/05/2024 EMTN	JP	EUR	577,324	681,565	0.25
Citigroup 3.887% VRN 10/01/2028	US	USD	488,505	551,679	0.20
BPCE 3.50% 23/10/2027 144A	FR	USD	444,095	489,066	0.18
				28,476,425	10.51
부동산					
Blackstone Property Partners 1.75% 12/03/2029 EMTN	LU	EUR	1,342,945	1,583,044	0.58
WEA Finance 3.50% 15/06/2029 144A	US	USD	1,332,286	1,324,359	0.49
Akelius 1.125% 11/01/2029 EMTN	NL	EUR	860,657	1,004,012	0.37
Mitsui Fudosan 3.65% 20/07/2027 Reg S	JP	USD	799,372	891,519	0.33
Equinix 3.00% 15/07/2050	US	USD	762,068	748,978	0.28
				5,551,912	2.05
커뮤니케이션 서비스					
AT&T 3.50% 15/09/2053 Reg S	US	USD	1,458,410	1,385,511	0.51
				1,385,511	0.51
목록에 없음					
부동산					
Intu SGS Fin. 3.875% 17/03/2023 EMTN (Defaulted)	GB	GBP	1,887,406	1,416,548	0.52
Intu Debenture 5.562% 31/12/2027 (Defaulted)	GB	GBP	68,708	46,729	0.02
				1,463,277	0.54
단주				(1)	(0.00)
총 투자 (비용 USD 264,273,146)				271,387,134	100.13

	CCY	기본 노출	미실현 이익 / (손실) USD	% 순자산
신용 디폴트 스왑 (Credit Default Swap)				
매수 보호 CDX NA HY S35 5 년 20/12/202	USD	2,442,525	(86,793)	(0.03)
매수 보호 iTraxx Xover S34 20/12/2025	EUR	2,886,621	(202,109)	(0.07)
			(288,902)	(0.11)

	기본 노출 USD	미실현 이익 / (손실) USD	% 순자산
선물환 계약			
구입 USD 판매 EUR 에 1.17171 06/11/2020	15,573,537	87,951	0.03
구입 USD 판매 EUR 에 1.18495 06/11/2020	2,986,592	50,813	0.02
구입 USD 판매 EUR 에 1.16878 03/12/2020	18,581,524	47,162	0.02
구입 CAD 판매 USD 에 1.33863 06/11/2020	8,776,187	46,445	0.02
구입 USD 판매 GBP 에 1.29760 03/12/2020	26,614,443	39,212	0.01
구입 JPY 판매 USD 에 105.67120 06/11/2020	2,248,543	23,866	0.01
구입 USD 판매 EUR 에 1.17686 06/11/2020	2,337,221	23,536	0.01
구입 USD 판매 EUR 에 1.17991 06/11/2020	1,827,554	23,180	0.01
구입 USD 판매 EUR 에 1.18166 06/11/2020	891,528	12,651	0.00
구입 USD 판매 EUR 에 1.17187 06/11/2020	1,426,548	8,260	0.00
구입 USD 판매 CAD 에 0.75150 06/11/2020	8,822,632	6,014	0.00
구입 CHF 판매 USD 에 0.92171 06/11/2020	849,445	5,135	0.00
구입 USD 판매 AUD 에 0.70615 06/11/2020	501,087	2,237	0.00
구입 USD 판매 CHF 에 1.09256 06/11/2020	854,580	829	0.00
구입 USD 판매 GBP 에 1.29635 06/11/2020	1,150,628	781	0.00
구입 USD 판매 JPY 에 0.00956 06/11/2020	2,272,409	84	0.00
구입 JPY 판매 USD 에 104.52440 03/12/2020	2,273,213	(97)	(0.00)
구입 USD 판매 GBP 에 1.29520 06/11/2020	774,948	(167)	(0.00)
구입 CHF 판매 USD 에 0.91457 03/12/2020	856,072	(820)	(0.00)
구입 USD 판매 GBP 에 1.29461 03/12/2020	1,711,270	(1,428)	(0.00)
구입 AUD 판매 USD 에 1.41594 03/12/2020	503,393	(2,235)	(0.00)
구입 GBP 판매 USD 에 0.76809 06/11/2020	646,404	(3,203)	(0.00)
구입 GBP 판매 USD 에 0.76815 06/11/2020	907,092	(4,424)	(0.00)
구입 CAD 판매 USD 에 1.33058 03/12/2020	8,829,342	(5,935)	(0.00)

현재 투자종목 명세서서 2020년 10월 31일

	기본 노출 USD	미실현 이익 / (손실) USD	% 순자산
구입 AUD 판매 USD 에 1.40400 06/11/2020	507,673	(6,586)	(0.00)
구입 EUR 판매 USD 에 0.84628 06/11/2020	1,198,550	(16,745)	(0.01)
구입 EUR 판매 USD 에 0.85279 06/11/2020	2,939,673	(18,794)	(0.01)
구입 EUR 판매 USD 에 0.84773 06/11/2020	2,399,305	(29,486)	(0.01)
구입 GBP 판매 USD 에 0.77078 06/11/2020	26,649,424	(39,418)	(0.01)
구입 EUR 판매 USD 에 0.85609 06/11/2020	18,617,864	(47,385)	(0.02)
구입 USD 판매 GBP 에 1.28423 06/11/2020	26,230,299	(227,624)	(0.08)
		(26,191)	**(0.01)**

A-ACC 주식 (EUR) (헤지)

구입 USD 판매 EUR 에 1.16809 05/11/2020	7,495,912	19,218	0.01
구입 USD 판매 EUR 에 1.17731 05/11/2020	1,142,731	11,973	0.00
구입 GBP 판매 USD 에 0.77363 05/11/2020	460,170	1,016	0.00
구입 USD 판매 AUD 에 0.71273 05/11/2020	38,665	535	0.00
구입 GBP 판매 USD 에 0.77431 05/11/2020	74,001	229	0.00
구입 JPY 판매 USD 에 105.94537 05/11/2020	16,997	225	0.00
구입 CAD 판매 USD 에 1.33213 05/11/2020	318,662	129	0.00
구입 USD 판매 JPY 에 0.00958 04/12/2020	82,831	93	0.00
구입 USD 판매 AUD 에 0.70470 04/12/2020	34,453	78	0.00
구입 USD 판매 CHF 에 1.09284 04/12/2020	38,343	15	0.00
구입 CHF 판매 USD 에 0.91609 05/11/2020	7,532	(1)	(0.00)
구입 CHF 판매 USD 에 0.91580 05/11/2020	37,563	(16)	(0.00)
구입 AUD 판매 USD 에 1.41924 05/11/2020	33,680	(76)	(0.00)
구입 AUD 판매 USD 에 1.40055 05/11/2020	5,141	(79)	(0.00)
구입 JPY 판매 USD 에 104.44370 05/11/2020	81,538	(93)	(0.00)
구입 CAD 판매 USD 에 1.32836 05/11/2020	52,696	(128)	(0.00)
구입 USD 판매 CAD 에 0.75072 04/12/2020	324,682	(144)	(0.00)
구입 USD 판매 CHF 에 1.08546 05/11/2020	45,078	(248)	(0.00)
구입 EUR 판매 USD 에 0.85180 05/11/2020	115,989	(877)	(0.00)
구입 USD 판매 JPY 에 0.00946 05/11/2020	98,667	(1,025)	(0.00)
구입 USD 판매 GBP 에 1.29282 04/12/2020	475,524	(1,058)	(0.00)
구입 USD 판매 CAD 에 0.74646 05/11/2020	371,360	(2,235)	(0.00)
구입 USD 판매 GBP 에 1.28163 05/11/2020	535,416	(5,719)	(0.00)
구입 EUR 판매 USD 에 0.85555 04/12/2020	7,572,164	(19,284)	(0.01)
구입 EUR 판매 USD 에 0.85279 05/11/2020	8,578,502	(54,970)	(0.02)
		(52,442)	**(0.02)**

I-ACC 주식 (EUR) (헤지)

구입 USD 판매 EUR 에 1.16809 05/11/2020	38,428,421	98,522	0.04
구입 USD 판매 EUR 에 1.18079 05/11/2020	1,875,813	25,264	0.01
구입 GBP 판매 USD 에 0.77363 05/11/2020	2,427,525	5,360	0.00
구입 USD 판매 AUD 에 0.71273 05/11/2020	175,822	2,432	0.00
구입 CAD 판매 USD 에 1.33213 05/11/2020	1,686,619	685	0.00
구입 USD 판매 JPY 에 0.00958 04/12/2020	423,176	476	0.00
구입 USD 판매 AUD 에 0.70470 04/12/2020	175,849	398	0.00
구입 USD 판매 CHF 에 1.09284 04/12/2020	195,977	78	0.00
구입 CHF 판매 USD 에 0.91580 05/11/2020	205,066	(89)	(0.00)
구입 AUD 판매 USD 에 1.41924 05/11/2020	176,220	(398)	(0.00)
구입 JPY 판매 USD 에 104.44370 05/11/2020	448,853	(510)	(0.00)
구입 USD 판매 CAD 에 0.75072 04/12/2020	1,658,783	(737)	(0.00)
구입 USD 판매 CHF 에 1.08546 05/11/2020	204,978	(1,129)	(0.00)
구입 USD 판매 JPY 에 0.00946 05/11/2020	448,343	(4,656)	(0.00)
구입 USD 판매 GBP 에 1.29282 04/12/2020	2,429,576	(5,408)	(0.00)
구입 EUR 판매 USD 에 0.85344 05/11/2020	1,582,192	(8,956)	(0.00)
구입 USD 판매 CAD 에 0.74646 05/11/2020	1,687,304	(10,153)	(0.00)
구입 USD 판매 GBP 에 1.28163 05/11/2020	2,432,885	(25,986)	(0.01)
구입 EUR 판매 USD 에 0.85555 04/12/2020	38,686,015	(98,524)	(0.04)
구입 EUR 판매 USD 에 0.85392 05/11/2020	38,929,545	(198,547)	(0.07)
		(221,878)	**(0.08)**

S restricted A-ACC 주식 (SEK) (헤지)

구입 SEK 판매 USD 에 9.00403 05/11/2020	42,418,594	549,361	0.20
구입 SEK 판매 USD 에 8.90933 04/12/2020	43,644,925	114,028	0.04
구입 USD 판매 EUR 에 1.17109 05/11/2020	10,106,672	51,977	0.02
구입 USD 판매 EUR 에 1.16883 04/12/2020	10,542,600	26,918	0.01
구입 GBP 판매 USD 에 0.77363 05/11/2020	2,011,046	4,440	0.00
구입 USD 판매 AUD 에 0.71273 05/11/2020	145,663	2,015	0.00
구입 USD 판매 EUR 에 1.17642 05/11/2020	184,902	1,796	0.00
구입 USD 판매 EUR 에 1.18079 05/11/2020	116,860	1,574	0.00
구입 USD 판매 EUR 에 1.17917 05/11/2020	115,112	1,390	0.00
구입 USD 판매 EUR 에 1.17398 05/11/2020	117,442	895	0.00
구입 CAD 판매 USD 에 1.33213 05/11/2020	1,397,309	568	0.00
구입 USD 판매 JPY 에 0.00958 04/12/2020	362,631	408	0.00
구입 USD 판매 AUD 에 0.70470 04/12/2020	150,677	341	0.00
구입 USD 판매 CHF 에 1.09284 04/12/2020	167,902	67	0.00
구입 CHF 판매 USD 에 0.91580 05/11/2020	169,906	(73)	(0.00)
구입 AUD 판매 USD 에 1.41924 05/11/2020	145,993	(330)	(0.00)
구입 JPY 판매 USD 에 104.44370 05/11/2020	371,857	(423)	(0.00)
구입 USD 판매 CAD 에 0.75072 04/12/2020	1,421,449	(632)	(0.00)
구입 USD 판매 CHF 에 1.08546 05/11/2020	169,833	(935)	(0.00)
구입 USD 판매 JPY 에 0.00946 05/11/2020	371,434	(3,858)	(0.00)
구입 SEK 판매 USD 에 8.82352 05/11/2020	535,036	(3,936)	(0.00)
구입 USD 판매 GBP 에 1.29282 04/12/2020	2,081,939	(4,634)	(0.00)
구입 USD 판매 CAD 에 0.74646 05/11/2020	1,397,876	(8,412)	(0.00)
구입 USD 판매 GBP 에 1.28163 05/11/2020	2,015,486	(21,528)	(0.01)
구입 EUR 판매 USD 에 0.85610 05/11/2020	10,668,268	(27,281)	(0.01)
구입 USD 판매 SEK 에 0.11221 05/11/2020	43,499,055	(112,766)	(0.04)
		570,970	**0.21**

Y-ACC 주식 (EUR) (헤지)

구입 USD 판매 EUR 에 1.16809 05/11/2020	21,824,911	55,954	0.02
구입 GBP 판매 USD 에 0.77363 05/11/2020	1,367,971	3,020	0.00
구입 USD 판매 AUD 에 0.71273 05/11/2020	99,054	1,370	0.00
구입 CAD 판매 USD 에 1.33213 05/11/2020	950,431	386	0.00
구입 USD 판매 JPY 에 0.00958 04/12/2020	239,873	270	0.00
구입 USD 판매 AUD 에 0.70470 04/12/2020	99,702	225	0.00
구입 USD 판매 CHF 에 1.09284 04/12/2020	111,097	44	0.00
구입 CHF 판매 USD 에 0.91580 05/11/2020	115,527	(50)	(0.00)
구입 AUD 판매 USD 에 1.41924 05/11/2020	99,278	(224)	(0.00)
구입 JPY 판매 USD 에 104.44370 05/11/2020	252,930	(288)	(0.00)
구입 USD 판매 CAD 에 0.75072 04/12/2020	940,247	(418)	(0.00)
구입 USD 판매 CHF 에 1.08546 05/11/2020	115,477	(636)	(0.00)
구입 USD 판매 JPY 에 0.00946 05/11/2020	252,642	(2,624)	(0.00)
구입 USD 판매 GBP 에 1.29282 04/12/2020	1,377,205	(3,065)	(0.00)
구입 USD 판매 CAD 에 0.74646 05/11/2020	950,817	(5,722)	(0.00)
구입 USD 판매 GBP 에 1.28163 05/11/2020	1,370,992	(14,644)	(0.01)
구입 EUR 판매 USD 에 0.85555 04/12/2020	21,928,698	(55,847)	(0.02)
구입 EUR 판매 USD 에 0.85395 05/11/2020	21,936,043	(111,132)	(0.04)
		(133,381)	**(0.05)**

선물

	CCY	기본 노출	미실현 이익 / (손실) USD	% 순자산
US Long Bond Future 21/12/2020	USD	(3,446,042)	83,984	0.03
호주 10 년 Bond Future 15/12/2020	AUD	11,605,614	24,856	0.01
Long Gilt Bond Future 29/12/2020	GBP	(5,724,213)	19,421	0.01
Japan 10 Year Bond Future 14/12/2020	JPY	134,827,391	167	0.00
US Treasury Note 2 Year Bond Future 31/12/2020	USD	2,451,806	(101)	(0.00)
Euro-Schatz Bond Future 08/12/2020	EUR	(7,441,835)	(13,500)	(0.00)
미국 10 년 Ultra Bond Future 21/12/2020	USD	1,606,661	(15,484)	(0.01)
Canadian 10 Year Bond Future 18/12/2020	CAD	16,305,987	(25,102)	(0.01)
US Treasury Note 5 Year Bond Future 31/12/2020	USD	13,944,772	(28,872)	(0.01)
US Treasury Note 10 Year Bond Future 21/12/2020	USD	11,418,402	(61,475)	(0.02)
US Ultra Bond Future 21/12/2020	USD	6,782,074	(129,903)	(0.05)
Euro-Bobl Bond Future 08/12/2020	EUR	(25,101,130)	(179,408)	(0.07)
Euro-Bund Bond Future 08/12/2020	EUR	(20,104,447)	(196,059)	(0.07)
			(521,476)	**(0.19)**

기타 자산 및 부채	319,697	0.12
순자산	**271,033,531**	**100.00**

Global Corporate Bond Fund 4 - 계속

현재 투자종목 명세서서 2020년 10월 31일

지역별 배분

국가	국가 코드	% 순자산
미국	US	33.26
영국	GB	16.52
아일랜드	IE	8.42
네덜란드	NL	6.98
이탈리아	IT	4.12
룩셈부르크	LU	3.74
프랑스	FR	3.52
호주	AU	2.84
독일	DE	2.79
케이맨 제도	KY	2.39
일본	JP	2.27
홍콩	HK	1.67
스위스	CH	1.63
스페인	ES	1.60
핀란드	FI	1.43
싱가포르	SG	0.93
버진 아일랜드 (영국령)	VG	0.86
아랍 에미리트	AE	0.77
벨기에	BE	0.75
버뮤다	BM	0.70
노르웨이	NO	0.60
오스트리아	AT	0.51
초 국가	SU	0.40
한국	KR	0.38
멕시코	MX	0.37
이스라엘	IL	0.34
인도	IN	0.33
현금 및 기타 순 부채		(0.11)

Global High Yield Fund [4]

현재 투자종목 명세서서 2020년 10월 31일

	국가 코드	CCY	주식 또는 명목	시가(USD)	% 순자산
공인된 주식 또는 공식 증권거래소에서 거래됨					
에너지					
Petroleos Mexicanos 6.50% 13/03/2027	MX	USD	4,257,555	3,950,415	1.84
GLP Finance 7.00% 01/08/2027	US	USD	1,667,908	1,721,890	0.80
Western Midstream Operating 4.75% 15/08/2028	US	USD	1,172,803	1,099,503	0.51
Leviathan Bond 6.125% 30/06/2025	IL	USD	812,008	842,986	0.39
Occidental Petroleum 8.50% 15/07/2027	US	USD	877,846	839,989	0.39
Puma Int'l Fin. 5.00% 24/01/2026 Reg S	LU	USD	877,846	727,393	0.34
EnLink Midstream Partners 5.05% 01/04/2045	US	USD	1,097,308	696,017	0.33
Puma Int'l Fin. 5.125% 06/10/2024 Reg S	LU	USD	746,169	634,431	0.30
Denbury	US	USD	27,185	445,565	0.21
				10,958,189	5.12
유틸리티					
Star Energy Geothermal 6.75% 24/04/2033 Reg S	VG	USD	1,317,722	1,456,249	0.68
Mong Duong Fin. Holdings 5.125% 07/05/2029 Reg S	NL	USD	1,316,769	1,343,683	0.63
Anglian Water Osprey Fin. 4.00% 08/03/2026 EMTN	GB	GBP	862,923	1,102,950	0.52
ReNew Power Synthetic 6.67% 12/03/2024 Reg S	IN	USD	877,846	920,557	0.43
Light Serv. de Eletricidade 7.25% 03/05/2023 Reg S	BR	USD	877,846	918,565	0.43
Inkia Energy 5.875% 09/11/2027 Reg S	BM	USD	877,846	916,472	0.43
PG&E 5.25% 01/07/2030	US	USD	844,488	845,544	0.39
Energo-Pro AS 4.00% 07/12/2022	CZ	EUR	746,169	837,160	0.39
Energo-Pro AS 4.50% 04/05/2024	CZ	EUR	351,139	390,951	0.18
				8,732,131	4.08
소재					
Gold Fields Orogen Hldgs 6.125% 15/05/2029 Reg S	VG	USD	1,316,769	1,573,540	0.73
Trivium Packaging Fin 5.50% 15/08/2026 144A	NL	USD	1,316,769	1,381,522	0.65
Metinvest 8.50% 23/04/2026 Reg S	NL	USD	877,846	890,443	0.42
Sasol Finance USA 6.50% 27/09/2028	US	USD	702,277	677,346	0.32
ABJA Investment 5.45% 24/01/2028	SG	USD	438,923	424,914	0.20
				4,947,765	2.31
산업재					
Paprec Holding 4.00% 31/03/2025 Reg S	FR	EUR	1,589,780	1,746,136	0.82
Mexico City Airport Trust 5.50% 31/07/2047 Reg S	MX	USD	1,536,231	1,317,702	0.62
Autopistas Del Sol 7.375% 30/12/2030 Reg S	CR	USD	1,364,004	1,235,883	0.58
Embraer Netherlands Fin. 6.95% 17/01/2028 Reg S	NL	USD	1,097,308	1,108,770	0.52
				5,408,491	2.53
정보 기술					
Orano 3.375% 23/04/2026 EMTN	FR	EUR	877,846	1,053,304	0.49
				1,053,304	0.49
소비재					
Ford Motor 9.00% 22/04/2025	US	USD	2,019,047	2,381,294	1.11
Fiat Chrysler Automobiles 4.50% 07/07/2028	NL	EUR	1,603,825	2,174,293	1.02
Faurecia 3.75% 15/06/2028	FR	EUR	1,803,974	2,135,125	1.00
Studio City Finance 7.25% 11/02/2024 Reg S	VG	USD	1,316,769	1,357,069	0.63
Ford Motor 8.50% 21/04/2023	US	USD	877,846	973,000	0.45
Verisure Holdings 3.875% 15/07/2026 Reg S	SE	EUR	794,451	925,706	0.43
Studio City Finance 6.50% 15/01/2028 Reg S	VG	USD	746,169	744,080	0.35
Ford Motor 9.625% 22/04/2030	US	USD	526,708	707,951	0.33
Just Eat Takeaway.com 1.25% 30/04/2026	NL	EUR	175,569	235,108	0.11
				11,633,626	5.43
소비재					
MARB BondCo 7.00% 15/03/2024 Reg S	GB	USD	1,711,800	1,758,036	0.82
Iceland Bondco 4.625% 15/03/2025 Reg S	GB	GBP	1,290,434	1,597,625	0.75
JBS Investments 7.00% 15/01/2026 Reg S	AT	USD	877,846	936,539	0.44
MARB Bond 6.875% 19/01/2025 Reg S	GB	USD	658,385	681,297	0.32
Kernel Holding 8.75% 31/01/2022 Reg S	LU	USD	438,923	459,882	0.21
				5,433,379	2.54
건강					
Teva Pharmaceutical Fin. 6.00% 31/01/2025	NL	EUR	1,192,115	1,445,945	0.68
Yestar International Holdings 6.90% 15/09/2021	KY	USD	1,404,554	551,376	0.26
				1,997,321	0.93
금융					
Ally Financial 8.00% 01/11/2031 (A)	US	USD	1,852,256	2,561,183	1.20
Jerrold Finco 4.875% 15/01/2026 Reg S	GB	GBP	1,603,825	1,919,666	0.90
Vivion Investments 3.00% 08/08/2024	LU	EUR	1,843,477	1,911,942	0.89
Banco Mercantil 5.75% VRN 04/10/2031 Reg S	MX	USD	1,755,693	1,788,278	0.84
Yapi ve Kredi Bankasi 8.25% 15/10/2024 Reg S	TR	USD	1,448,446	1,478,276	0.69
Fortune Star 6.75% 02/07/2023	VG	USD	1,404,554	1,454,482	0.68
Commerzbank 6.125% VRN (Perpetual)	DE	EUR	1,228,985	1,401,488	0.65
Credit Suisse Group 7.125% VRN (Perpetual)	CH	USD	1,316,769	1,368,440	0.64
MGIC Investment 5.25% 15/08/2028	US	USD	1,223,718	1,259,664	0.59
Shriram Transport Finance 5.95% 24/10/2022 Reg S	IN	USD	1,097,308	1,070,537	0.50
Banco BTG Pactual 4.50% 10/01/2025 Reg S	BR	USD	877,846	893,209	0.42
Eximbank Turkey 8.25% 24/01/2024 Reg S	TR	USD	877,846	891,277	0.42
UniCredit 9.25% VRN (Perpetual)	IT	EUR	702,277	879,806	0.41
Turkiye Is Bankasi 7.75% VRN 22/01/2030	TR	USD	877,846	806,319	0.38
Banco de Sabadell 5.625% 06/05/2026 EMTN	ES	EUR	614,492	758,999	0.35
Tuspark Forward 6.95% 18/06/2022	VG	USD	921,739	412,464	0.19
JSC Georgia Capital 6.125% 09/03/2024 Reg S	GE	USD	395,031	387,130	0.18
Banco Comercial Portugues 9.25% VRN (Perpetual)	PT	EUR	351,139	355,223	0.17
Bracken MidCo1 8.875% 15/10/2023 Reg S	GB	GBP	22,769	27,605	0.01
				21,625,988	10.10
부동산					
China Aoyuan Group 8.50% 23/01/2022	KY	USD	1,755,693	1,803,975	0.84
Ronshine China Holdings 10.50% 01/03/2022	KY	USD	1,711,800	1,793,097	0.84
Sunac China Holdings 7.50% 01/02/2024	KY	USD	1,689,854	1,694,199	0.79
Easy Tactic 8.125% 27/02/2023	VG	USD	1,755,693	1,544,969	0.72
CIFI Holdings Group 6.55% 28/03/2024	KY	USD	1,316,769	1,392,422	0.65
Kaisa Group Holdings 10.875% 23/07/2023	KY	USD	1,316,769	1,310,170	0.61
China SCE Group Holdings 7.375% 09/04/2024	KY	USD	1,097,308	1,127,552	0.53
RKPF Overseas 2019 A 6.70% 30/09/2024	VG	USD	1,053,416	1,090,616	0.51
New Metro Global 7.50% 20/03/2022	VG	USD	877,846	899,354	0.42
Yango Justice International 9.50% 03/04/2021	HK	USD	877,846	892,658	0.42
Yango Justice 7.50% 15/04/2024 Reg S	HK	USD	812,008	814,006	0.38
Yuzhou Properties 7.70% 20/02/2025	KY	USD	746,169	744,751	0.35
Powerlong Real Estate Holdings 6.95% 23/07/2023	KY	USD	482,815	499,737	0.23
Seazen Group 6.45% 11/06/2022	KY	USD	438,923	447,408	0.21
Sunac China Holdings 7.00% 09/07/2025	KY	USD	460,869	447,258	0.21
Intu Metrocentre Finance 4.125% 06/12/2023	GB	GBP	657,507	420,201	0.20
Lodha Developers International 14.00% 12/03/2023	MU	USD	307,246	285,739	0.13
Yango Justice International 9.25% 15/04/2023	HK	USD	263,354	275,514	0.13
				17,483,626	8.17
정부					
Ukraine 9.75% 01/11/2028 Reg S	UA	USD	2,194,616	2,400,361	1.12
US Treasury 1.125% 28/02/2022	US	USD	2,256,065	2,285,808	1.07
				4,686,169	2.19
개방형 펀드					
Fidelity ILF - The US Dollar Fund - A-ACC-USD	IE	USD	505	9,172,168	4.28
				9,172,168	4.28
커뮤니케이션 서비스					
Tower Bersama Infrastructure 4.25% 21/01/2025	ID	USD	1,755,693	1,772,916	0.83
				1,772,916	0.83
증권 자격 취득 또는 기타 통제 된 시장 에서 죽음을 맞게					
에너지					
Crestwood Midstream Ptrs. 5.625% 01/05/2027 144A	US	USD	2,106,831	1,844,942	0.86
Neptune Energy Bondco 6.625% 15/05/2025 144A	GB	USD	1,404,554	1,225,754	0.57
Hilcorp Finance 6.25% 01/11/2028 144A	US	USD	893,648	821,727	0.38
Targa Resources Partners 5.50% 01/03/2030 144A	US	USD	658,385	662,427	0.31
Endeavor Energy 6.625% 15/07/2025 144A	US	USD	516,174	536,335	0.25
PDC Energy 5.75% 15/05/2026	US	USD	438,923	414,508	0.19
Odebrecht Drilling Norbe 6.35% 01/12/2021 Reg S	KY	USD	426,350	396,510	0.19
				5,902,203	2.76
유틸리티					
Talen Energy Supply 7.625% 01/06/2028 144A	US	USD	1,868,935	1,832,724	0.86
AES Andres 7.95% 11/05/2026 Reg S	NL	USD	1,272,877	1,293,574	0.60
Pattern Energy 4.50% 15/08/2028 144A	US	USD	1,164,902	1,216,746	0.57
Talen Energy 10.50% 15/01/2026 144A	US	USD	351,139	240,310	0.11
				4,583,354	2.14
소재					
Braskem America 7.125% 22/07/2041 Reg S	US	USD	1,887,370	2,021,845	0.94
Olin 9.50% 01/06/2025 144A	US	USD	1,237,763	1,465,351	0.68
Methanex 5.25% 15/12/2029	CA	USD	1,404,554	1,419,316	0.66
Votorantim 7.25% 05/04/2041 Reg S	LU	USD	1,009,523	1,292,200	0.60
First Quantum Minerals 7.25% 01/04/2023 144A	CA	USD	1,250,931	1,259,093	0.59
New Gold 7.50% 15/07/2027 144A	CA	USD	825,176	894,181	0.42
FMG Resources August 5.125% 15/05/2024 Reg S	AU	USD	798,840	856,257	0.40
				9,208,243	4.30
산업재					
Global Ship Lease 9.875% 15/11/2022 144A	MH	USD	2,095,419	2,129,962	0.99
LBC Tank Terminals 6.875% 15/05/2023 144A	NL	USD	1,667,908	1,668,950	0.78
Delta Air lines 4.50% 20/10/2025 144A	SU	USD	1,136,369	1,151,469	0.54
Autostrade per l'Italia 4.375% 16/09/2025 EMTN	IT	EUR	877,846	1,148,007	0.54

* 이사회 결정으로 가격이 책정된 유가증권.
전체 주식 목록은 6페이지에 나와 있습니다.
별첨 재무제표에 대한 주석은 본 재무제표의 중요한 일부입니다. 투자종목 명세서 및 지역별 배분의 순자산 비율은 반올림되었습니다.

현재 투자종목 명세서서 2020년 10월 31일

	국가 코드	CCY	주식 또는 명목	시가(USD)	% 순자산
Delta Air lines 4.75% 20/10/2028 144A	SU	USD	994,171	1,014,998	0.47
Bombardier 7.50% 01/12/2024 144A	CA	USD	1,239,519	938,942	0.44
Prime Security Services 3.375% 31/08/2027 144A	US	USD	844,488	815,987	0.38
Elementia 5.50% 15/01/2025 Reg S	MX	USD	702,277	704,735	0.33
XPO Logistics 6.25% 01/05/2025 144A	US	USD	598,691	637,424	0.30
Spirit Aerosystems 7.50% 15/04/2025 Reg S	US	USD	624,149	629,997	0.29
XPO Logistics 6.75% 15/08/2024 144A	US	USD	438,923	465,017	0.22
Mileage Plus 6.50% 20/06/2027 144A	US	USD	438,923	457,852	0.21
Stena International 6.125% 01/02/2025 144A	LU	USD	479,304	451,744	0.21
Stena International 3.75% 01/02/2025 Reg S	LU	EUR	292,323	318,761	0.15
				12,533,845	**5.85**
정보 기술					
IHS Netherlands 8.00% 18/09/2027 Reg S	NL	USD	2,110,343	2,157,825	1.01
Hurricane Finance 8.00% 15/10/2025 Reg S	GB	GBP	1,404,554	1,894,130	0.88
ams 6.00% 31/07/2025 Reg S	AT	EUR	1,158,757	1,407,385	0.66
Sensata Technologies 3.75% 15/02/2031 144A	US	USD	1,360,662	1,348,756	0.63
Adevinta 3.00% 15/11/2027 Reg S	NO	EUR	861,167	1,013,672	0.47
PLT VII Finance 4.625% 05/01/2026 Reg S	LU	EUR	625,904	732,856	0.34
Unisys 6.875% 01/11/2027 144A	US	USD	625,904	648,593	0.30
Dell International 8.10% 15/07/2036 144A	US	USD	438,923	594,113	0.28
Twitter 0.25% 15/06/2024	US	USD	219,462	242,375	0.11
				10,039,705	**4.69**
소비재					
Wynn Resorts Capital 7.75% 15/04/2025 144A	US	USD	2,370,185	2,496,848	1.17
Brookfield Residential Pty 4.875% 15/02/2030 144A	CA	USD	2,370,185	2,255,373	1.05
LCPR Senior Secured Fin 6.75% 15/10/2027 144A	IE	USD	1,852,256	1,970,337	0.92
Burger King 4.00% 15/10/2030 144A	CA	USD	1,755,693	1,746,914	0.82
GEMS Education Delaware 7.125% 31/07/2026 Reg S	SU	USD	1,755,693	1,740,330	0.81
Nordstrom 8.75% 15/05/2025 144A	US	USD	1,394,020	1,521,716	0.71
Mattel 6.75% 31/12/2025 144A	US	USD	1,316,769	1,386,229	0.65
Altice France Holding 8.00% 15/05/2027 Reg S	LU	EUR	1,053,416	1,290,855	0.60
Sally Capital 8.75% 30/04/2025 144A	US	USD	1,171,925	1,290,582	0.60
Ashton Woods Finance 9.875% 01/04/2027 144A	US	USD	1,119,254	1,246,357	0.58
Yum! Brands 7.75% 01/04/2025 144A	US	USD	968,264	1,066,108	0.50
Radiate Holco 4.50% 15/09/2026 144A	US	USD	1,041,126	1,048,674	0.49
Hilton Domestic Operating 4.875% 15/01/2030	US	USD	1,009,523	1,040,440	0.49
VTR Finance 6.375% 15/07/2028 Reg S	NL	USD	965,631	1,032,018	0.48
Lennar 5.00% 15/06/2027	US	USD	877,846	1,005,134	0.47
Macy's 8.375% 15/06/2025 144A	US	USD	941,929	984,825	0.46
DISH Network 3.375% 15/08/2026	US	USD	1,053,416	941,538	0.44
Radiate Holdco 6.50% 15/09/2028 144A	US	USD	816,397	843,950	0.39
Dave & Busters 7.625% 01/11/2025 144A	US	USD	791,817	778,950	0.36
United Group 3.625% 15/02/2028 Reg S	NL	EUR	702,277	766,078	0.36
Cirsa Finance Int'l 6.25% 20/12/2023 Reg S	LU	EUR	614,492	637,424	0.30
FXI Holding 12.25% 15/11/2026 144A	US	USD	438,923	460,525	0.22
Altice Financing 7.50% 15/05/2026 144A	LU	USD	438,923	458,683	0.21
Grubhub 5.50% 01/07/2027 144A	US	USD	436,290	454,287	0.21
Tesla 2.00% 15/05/2024	US	USD	70,228	437,167	0.20
Wyndham Hotels & Resorts 5.375% 15/04/2026 144A	US	USD	214,195	218,478	0.10
				29,119,820	**13.60**
소비재					
Kraft Heinz Foods 7.125% 01/08/2039	US	USD	1,316,769	1,776,075	0.83
Albertsons 7.50% 15/03/2026 144A	US	USD	1,338,716	1,485,807	0.69
Del Mont Foods 11.875% 15/05/2025 144A	US	USD	1,200,894	1,282,705	0.60
Walnut Bidco 6.75% 01/08/2024 Reg S	GB	EUR	877,846	992,658	0.46
New Albertsons 8.00% 01/05/2031	US	USD	746,169	861,931	0.40
Fresh Market 9.75% 01/05/2023 144A	US	USD	869,068	833,223	0.39
Sigma Holdco 7.875% 15/05/2026 144A	NL	USD	790,062	780,040	0.36
United Natural Foods 6.75% 15/10/2028 144A	US	USD	729,490	739,521	0.35
Rite Aid 8.00% 15/11/2026 144A	US	USD	526,708	528,683	0.25
Coty 4.00% 15/04/2023 Reg S	US	EUR	548,654	523,666	0.24
Rite Aid 7.50% 01/07/2025 144A	US	USD	351,139	351,393	0.16
				10,155,702	**4.74**
건강					
Bausch Health Americas 8.50% 31/01/2027 144A	US	USD	1,580,123	1,728,062	0.81
Select Medical 6.25% 15/08/2026 144A	US	USD	702,277	741,984	0.35
				2,470,046	**1.15**
금융					
Caixa Geral de Depositos 10.75% VRN (Perpetual)	PT	EUR	1,228,985	1,537,426	0.72
Banco BPM 6.125% VRN (Perpetual)	IT	EUR	1,097,308	1,153,496	0.54
Global Bank 5.25% VRN 16/04/2029 Reg S	PA	USD	965,631	1,028,759	0.48
IKB Deutsche Industriebank 4.00% VRN 31/01/2028	DE	EUR	877,846	968,305	0.45
Banco International 4.00% VRN 08/07/2030 Reg S	PE	USD	877,846	889,917	0.42
Garfunkelux Holdco 3 6.75% 01/11/2025 Reg S	LU	EUR	669,797	768,247	0.36
Newday Bondco 7.375% 01/02/2024 Reg S	GB	GBP	614,492	716,395	0.33
Park Aerospace Holdings 5.25% 15/08/2022 144A	KY	USD	570,600	587,941	0.27
Global Aircraft Leasing 6.50% 15/09/2024 144A	KY	USD	429,363	288,747	0.13
Global Aircraft Leasing 6.50% 15/09/2024 Reg S	KY	USD	351,139	236,141	0.11
				8,175,374	**3.82**
부동산					
Yuzhou Properties 8.375% 30/10/2024	KY	USD	1,250,931	1,299,207	0.61
MGM Growth 4.625% 15/06/2025 144A	US	USD	86,029	87,703	0.04
				1,386,910	**0.65**
커뮤니케이션 서비스					
Kenbourne Invest 6.875% 26/11/2024 Reg S	LU	USD	1,821,531	1,905,777	0.89
Comunicaciones Celulares 6.875% 06/02/2024 Reg S	KY	USD	1,755,693	1,799,769	0.84
Windstream 7.75% 15/08/2028 144A	US	USD	1,376,463	1,331,728	0.62
Telecom Italia Capital 6.00% 30/09/2034	LU	USD	877,846	1,020,496	0.48
DKT Finance ApS 7.00% 17/06/2023 Reg S	DK	EUR	550,410	647,283	0.30
Virgin Media 5.00% 15/07/2030 144A	GB	USD	567,089	564,962	0.26
VTR Comunications 5.125% 15/01/2028 Reg S	CL	USD	460,869	488,107	0.23
DKT Finance 9.375% 17/06/2023 144A	DK	USD	329,192	336,222	0.16
				8,094,344	**3.78**
목록에 없음					
에너지					
Mesquite Energy 7.25% (Perpetual) (Defaulted)	US	USD	1,185,093	11,851	0.01
				11,851	**0.01**
소비재					
JC Penney 5.875% 01/07/2023 144A (Defaulted)	US	USD	1,316,769	381,984	0.18
MYT Holding LLC (Pref'd)	US	USD	136,711	131,926	0.06
				513,910	**0.24**
건강					
21St Century Oncology*	US	USD	2,114	49,337	0.02
				49,337	**0.02**
금융					
Stoneway Cap. 10.00% 01/03/2027 Reg S (Defaulted)	CA	USD	738,535	260,334	0.12
				260,334	**0.12**
커뮤니케이션 서비스					
Intelsat Jackson 8.00% 15/02/2024 144A (Defaulted)	LU	USD	1,202,649	1,223,203	0.57
Frontier Comm. 9.25% 01/07/2021 (Defaulted)	US	USD	1,141,200	440,010	0.21
Frontier Comm. 10.50% 15/09/2022 (Defaulted)	US	USD	877,846	363,003	0.17
				2,026,216	**0.95**
단주				(3)	(0.00)
총 투자 (비용 USD 212,500,757)				**209,436,264**	**97.81**

신용 디폴트 스왑 (Credit Default Swap)

	CCY	기본 노출	미실현 이익 / (손실) USD	% 순자산
매도 보호 CDX NA HY S35 5 년 20/12/202	USD	6,583,847	765,469	0.36
매도 보호 Stena 7% 20/12/2024	EUR	125,532	(12,242)	(0.01)
			753,227	**0.35**

선물환 계약

	기본 노출 USD	미실현 이익 / (손실) USD	% 순자산
구입 USD 판매 EUR 에 1.18657 12/11/2020	42,274,943	772,338	0.36
구입 USD 판매 GBP 에 1.31756 12/11/2020	9,109,526	154,968	0.07
구입 JPY 판매 USD 에 105.32110 12/11/2020	3,145,736	23,075	0.01
구입 USD 판매 EUR 에 1.18282 12/11/2020	1,403,470	21,128	0.01
구입 USD 판매 EUR 에 1.18781 12/11/2020	864,382	16,709	0.01
구입 USD 판매 EUR 에 1.18276 12/11/2020	722,194	10,832	0.01
구입 USD 판매 EUR 에 1.18081 12/11/2020	536,019	7,142	0.00
구입 GBP 판매 USD 에 0.77329 12/11/2020	538,087	979	0.00
구입 USD 판매 GBP 에 1.29639 12/11/2020	518,595	346	0.00
구입 USD 판매 EUR 에 1.16568 12/11/2020	771,295	265	0.00
구입 USD 판매 GBP 에 1.29364 12/11/2020	752,872	(1,094)	(0.00)
구입 USD 판매 GBP 에 1.29193 12/11/2020	727,852	(2,016)	(0.00)
구입 EUR 판매 USD 에 0.84823 12/11/2020	539,192	(6,241)	(0.00)
구입 EUR 판매 USD 에 0.84617 12/11/2020	552,952	(7,726)	(0.00)
구입 GBP 판매 USD 에 0.76047 12/11/2020	611,801	(9,048)	(0.00)

현재 투자종목 명세서 2020년 10월 31일

	기본 노출 USD	미실현 이익 / (손실) USD	% 순자산
구입 EUR 판매 USD 에 0.85083 12/11/2020	1,159,689	(9,907)	(0.00)
구입 EUR 판매 USD 에 0.84960 12/11/2020	1,199,602	(11,971)	(0.01)
구입 EUR 판매 USD 에 0.84269 12/11/2020	780,245	(14,065)	(0.01)
구입 EUR 판매 USD 에 0.84728 12/11/2020	1,221,530	(15,486)	(0.01)
구입 EUR 판매 USD 에 0.84266 12/11/2020	859,452	(15,529)	(0.01)
구입 EUR 판매 USD 에 0.83642 12/11/2020	639,166	(16,197)	(0.01)
구입 EUR 판매 USD 에 0.84168 12/11/2020	984,564	(18,911)	(0.01)
구입 EUR 판매 USD 에 0.84316 12/11/2020	2,513,322	(43,951)	(0.02)
구입 EUR 판매 USD 에 0.84282 12/11/2020	2,566,415	(45,897)	(0.02)
		789,743	0.37
A 주식 (EUR) (헤지)			
구입 USD 판매 EUR 에 1.16809 05/11/2020	16,019,561	41,071	0.02
구입 EUR 판매 USD 에 0.85555 04/12/2020	16,011,251	(40,777)	(0.02)
구입 EUR 판매 USD 에 0.85279 05/11/2020	16,122,874	(103,313)	(0.05)
		(103,019)	(0.05)
A-MINCOME 주식 (EUR) (헤지)			
구입 USD 판매 EUR 에 1.16809 05/11/2020	31,484,300	80,719	0.04
구입 EUR 판매 USD 에 0.85555 04/12/2020	31,536,851	(80,317)	(0.04)
구입 EUR 판매 USD 에 0.85279 05/11/2020	31,687,349	(203,048)	(0.09)
		(202,646)	(0.09)
E-MINCOME 주식 (EUR) (헤지)			
구입 USD 판매 EUR 에 1.16809 05/11/2020	20,997,340	53,833	0.03
구입 EUR 판매 USD 에 0.85555 04/12/2020	21,058,269	(53,630)	(0.03)
구입 EUR 판매 USD 에 0.85393 05/11/2020	21,104,746	(107,406)	(0.05)
		(107,203)	(0.05)
I 주식 (EUR) (헤지)			
구입 USD 판매 EUR 에 1.16809 05/11/2020	4,339,536	11,126	0.01
구입 USD 판매 EUR 에 1.18314 05/11/2020	433,767	6,717	0.00
구입 EUR 판매 USD 에 0.84758 05/11/2020	93,797	(1,171)	(0.00)
구입 EUR 판매 USD 에 0.85555 04/12/2020	4,325,966	(11,017)	(0.01)
구입 EUR 판매 USD 에 0.85393 05/11/2020	4,704,621	(23,943)	(0.01)
		(18,288)	(0.01)
Svetov ch dluhopisu A-ACC 주식 (CZK) (헤지)			
구입 CZK 판매 USD 에 23.39470 04/12/2020	52,130,709	5,313	0.00
구입 USD 판매 CZK 에 0.04274 05/11/2020	51,628,361	(2,593)	(0.00)
구입 CZK 판매 USD 에 23.16495 05/11/2020	52,142,907	(514,546)	(0.24)
		(511,826)	(0.24)
Y-MINCOME 주식 (EUR) (헤지)			
구입 USD 판매 EUR 에 1.16809 05/11/2020	4,570,110	11,717	0.01
구입 EUR 판매 USD 에 0.85555 04/12/2020	4,641,317	(11,820)	(0.01)
구입 EUR 판매 USD 에 0.85395 05/11/2020	4,593,381	(23,271)	(0.01)
		(23,374)	(0.01)

선물

	CCY	기본 노출	미실현 이익 / (손실) USD	% 순자산
US Ultra Bond Future 21/12/2020	USD	(3,209,927)	95,742	0.04
호주 10 년 Bond Future 15/12/2020	AUD	6,030,176	47,739	0.02
미국 10 년 Ultra Bond Future 21/12/2020	USD	(3,313,979)	30,049	0.01
US Long Bond Future 21/12/2020	USD	(1,059,615)	27,211	0.01
Euro-Bobl Bond Future 08/12/2020	EUR	1,908,368	14,219	0.01
Long Gilt Bond Future 29/12/2020	GBP	(2,977,655)	13,113	0.01
Euro-Bund Bond Future 08/12/2020	EUR	(3,865,816)	(12,970)	(0.01)
US Treasury Note 5 Year Bond Future 31/12/2020	USD	22,492,809	(46,594)	(0.02)
			168,509	0.08

금리 스왑

	CCY	기본 노출	미실현 이익 / (손실) USD	% 순자산
Receive fixed 2.295% pay float. (7d China) 08/06/2025	CNY	8,494,041	(15,740)	(0.01)
Receive fixed 2.3% pay float. (7d China) 09/06/2025	CNY	23,108,426	(42,209)	(0.02)
			(57,949)	(0.03)

총 수익 스왑

			미실현 이익 / (손실) USD	% 순자산
Receive iBoxx USD Liq. LL pay 3m USD LIBOR 20/12/2020	USD	7,022,770	142,971	0.07
			142,971	0.07
기타 자산 및 부채			3,849,539	1.80
순자산			214,115,948	100.00

지역별 배분

국가	국가 코드	% 순자산
미국	US	30.01
케이맨 제도	KY	7.67
네덜란드	NL	7.60
룩셈부르크	LU	6.46
영국	GB	6.03
아일랜드	IE	5.20
버진 아일랜드 (영국령)	VG	4.92
캐나다	CA	4.10
멕시코	MX	3.62
프랑스	FR	2.30
초 국가	SU	1.82
이탈리아	IT	1.49
터키	TR	1.48
우크라이나	UA	1.12
독일	DE	1.11
오스트리아	AT	1.09
마샬 군도	MH	0.99
인도	IN	0.93
홍콩	HK	0.93
포르투갈	PT	0.88
브라질	BR	0.85
인도네시아	ID	0.83
스위스	CH	0.64
코스타리카	CR	0.58
체코	CZ	0.57
파나마	PA	0.48
노르웨이	NO	0.47
덴마크	DK	0.46
스웨덴	SE	0.43
버뮤다	BM	0.43
페루	PE	0.42
호주	AU	0.40
이스라엘	IL	0.39
스페인	ES	0.35
칠레	CL	0.23
싱가포르	SG	0.20
그루지야	GE	0.18
모리셔스	MU	0.13
현금 및 기타 순자산		2.18

현재 투자종목 명세서서 2020년 10월 31일

	국가 코드	CCY	주식 또는 명목	시가(USD)	% 순자산
공인된 주식 또는 공식 증권거래소에서 거래됨					
에너지					
BP Capital Markets 3.25% VRN (Perpetual)	GB	EUR	2,059,133	2,468,840	2.00
TOTAL 3.875% VRN (Perpetual) EMTN	FR	EUR	1,226,283	1,490,501	1.21
Eni 2.625% VRN (Perpetual)	IT	EUR	1,021,902	1,180,824	0.95
Eni 3.375% VRN (Perpetual)	IT	EUR	600,981	694,231	0.56
Repsol Int'l Finance 4.50% VRN 25/03/2075	NL	EUR	510,951	617,607	0.50
BP Capital Markets 3.625% VRN (Perpetual)	GB	EUR	484,280	580,359	0.47
Repsol Intl. Finance 3.75% VRN (Perpetual)	NL	EUR	306,571	358,643	0.29
Repsol International Fin. 4.247% VRN (Perpetual)	NL	EUR	133,460	158,015	0.13
				7,549,020	6.11
유틸리티					
Enel 8.75% VRN 24/09/2073	IT	USD	2,207,309	2,548,780	2.06
EDF 6.00% VRN (Perpetual) EMTN	FR	GBP	1,430,663	2,014,389	1.63
NGG Finance 5.625% VRN 18/06/2073	GB	GBP	965,902	1,414,426	1.14
EDF 5.375% VRN (Perpetual) EMTN	FR	EUR	1,021,902	1,308,916	1.06
SSE 3.74% VRN (Perpetual)	GB	GBP	817,522	1,091,890	0.88
EDF 3.375% VRN (Perpetual)	FR	EUR	654,018	749,604	0.61
Iberdrola International 2.250% VRN (Perpetual)	NL	EUR	623,361	726,449	0.59
Tennet Holdings 2.374% VRN (Perpetual)	NL	EUR	429,097	503,761	0.41
SSE 4.75% VRN 16/09/2077	GB	USD	381,170	394,499	0.32
Orsted 1.75% VRN 09/12/3019	DK	EUR	332,118	387,522	0.31
EDF 4.00% VRN (Perpetual)	FR	EUR	306,571	371,904	0.30
Tennet Holdings 2.995% VRN (Perpetual)	NL	EUR	306,571	369,114	0.30
ELM For Firmenich Intel. 3.75% VRN (Perpetual)	NL	EUR	173,723	210,997	0.17
EDF 3.00% VRN (Perpetual)	FR	EUR	81,752	93,733	0.08
				12,185,984	9.86
소재					
Solvay Finance 5.869% VRN (Perpetual)	FR	EUR	919,712	1,190,695	0.96
Holcim Finance Luxembourg 3.00% VRN (Perpetual)	LU	EUR	914,603	1,087,106	0.88
BHP Billiton Finance 5.625% VRN 22/10/2079	AU	EUR	647,477	884,098	0.71
BHP Billiton Finance 6.50% VRN 22/10/2077	AU	GBP	408,761	579,835	0.47
Solvay 4.25% VRN (Perpetual)	BE	EUR	327,009	399,955	0.32
				4,141,689	3.35
산업재					
Volvo Treasury 4.85% VRN 10/03/2078	SE	EUR	510,951	641,907	0.52
AA Bond 5.50% 31/07/2022 Reg S	GB	GBP	61,519	72,641	0.06
				714,548	0.58
정보 기술					
ams 2.125% 03/11/2027	AT	EUR	633,580	725,851	0.59
				725,851	0.59
소비재					
VW Int'l Finance 4.625% VRN (Perpetual)	NL	EUR	1,696,358	2,094,923	1.69
Volkswagen Int'l Finance 3.375% VRN (Perpetual)	NL	EUR	1,430,663	1,678,195	1.36
SES SA . 5.625% VRN (Perpetual)	LU	EUR	1,328,473	1,653,156	1.34
Volkswagen Int'l Finance 3.50% VRN (Perpetual)	NL	EUR	1,021,902	1,203,448	0.97
Volkswagen Int'l Finance 3.875% VRN (Perpetual)	NL	EUR	408,761	481,120	0.39
				7,110,842	5.75
건강					
Merck 2.875% VRN 25/06/2079	DE	EUR	510,951	634,425	0.51
Merck KGaA 1.625% VRN 09/09/2080	DE	EUR	418,980	485,598	0.39
				1,120,023	0.91
금융					
Credit Agricole 7.50% VRN (Perpetual)	FR	GBP	2,043,805	2,995,744	2.42
UBS Group 6.875% VRN (Perpetual)	CH	USD	2,605,851	2,883,583	2.33
Lloyds Banking Group 7.50% VRN (perpetual)	GB	USD	2,554,756	2,710,520	2.19
Credit Suisse Group 6.375% VRN (Perpetual) 144A	CH	USD	2,452,566	2,635,491	2.13
Bankia 6.00% VRN (Perpetual)	ES	EUR	2,043,805	2,329,048	1.88
Nationwide Building Society 5.875% VRN (Perpetual)	GB	GBP	1,737,234	2,322,894	1.88
ING Groep 6.75% VRN (Perpetual)	NL	USD	2,135,776	2,269,738	1.84
Commerzbank 6.125% VRN (Perpetual)	DE	EUR	1,696,358	1,934,463	1.56
CNRMA Groupama 6.375% VRN (Perpetual)	FR	EUR	1,430,663	1,857,669	1.50
UBS Group 7.00% VRN (Perpetual)	CH	USD	1,635,044	1,828,184	1.48
Barclays 7.125% VRN (Perpetual)	GB	GBP	1,341,860	1,827,401	1.48
ING Groep 5.75% VRN (Perpetual)	NL	USD	1,737,234	1,811,440	1.46
Bank of Ireland Group 7.50% VRN (Perpetual) Reg S	IE	EUR	1,471,335	1,810,602	1.46
Barclays 6.125% VRN (Perpetual)	GB	USD	1,660,489	1,693,512	1.37
Phoenix Group Holdings 5.625% 28/04/2031 EMTN	GB	GBP	1,125,421	1,670,808	1.35
AIB Group 5.25% VRN (Perpetual)	IE	EUR	1,448,240	1,613,454	1.30
Credit Suisse Group 6.25% VRN (Perpetual) 144A	CH	USD	1,476,649	1,577,414	1.28
Banco Santander 4.375% VRN (Perpetual)	ES	EUR	1,532,854	1,558,823	1.26
Prudentia 5.625% VRN 20/10/2051 Reg S	GB	GBP	970,501	1,441,194	1.17
Nationwide Building Society 5.75% VRN (Perpetual)	GB	GBP	1,021,902	1,370,164	1.11
ASR Nederland 5.125% VRN 29/09/2045	NL	EUR	1,021,902	1,369,195	1.11
Rabobank 6.625% VRN (Perpetual)	NL	EUR	1,124,093	1,348,671	1.09
Banco Santander 7.50% VRN (Perpetual)	ES	USD	1,287,597	1,341,304	1.08
CNRMA Groupama 6.00% 23/01/2027	FR	EUR	919,712	1,303,779	1.05
NN Group 4.625% VRN 13/01/2048 EMTN	NL	EUR	919,712	1,254,374	1.01
Banco Comercial Portugues 9.25% VRN (Perpetual)	PT	EUR	1,226,283	1,240,548	1.00
Banco Santander 6.25% VRN (Perpetual)	ES	EUR	1,021,902	1,170,777	0.95
ABN AMRO Bank 4.375% VRN (Perpetual)	NL	EUR	929,931	1,080,196	0.87
Banco Santander 5.25% VRN (Perpetual)	ES	EUR	817,522	909,590	0.74
Danske Bank 5.875% VRN (Perpetual) EMTN	DK	EUR	756,208	901,969	0.73
Barclays 7.25% VRN (Perpetual)	GB	GBP	628,470	839,506	0.68
Prudential 6.340% VRN 19/12/2063 EMTN	GB	GBP	510,951	808,745	0.65
Natwest Group 7.648% VRN (Perpetual)	GB	USD	510,951	785,444	0.64
Sampo 2.50% VRN 03/09/2052 EMTN	FI	EUR	648,193	770,737	0.62
Society of Lloyd's 4.75% 30/10/2024	GB	GBP	543,652	769,803	0.62
Credit Agricole 8.125% VRN (Perpetual) Reg S	FR	USD	638,689	751,545	0.61
Bankia 6.375% VRN (Perpetual)	ES	EUR	633,580	740,459	0.60
Barclays 5.875% VRN (Perpetual)	GB	GBP	510,951	642,468	0.52
ASR Nederland 3.375% VRN 02/05/2049	NL	EUR	510,951	637,916	0.52
Zurich Finance UK 6.625% VRN (Perpetual) EMTN	GB	GBP	439,418	627,076	0.51
Banorte 7.625% VRN (Perpetual) Reg S	MX	USD	613,141	613,141	0.50
AIB Group 6.25% VRN (Perpetual)	IE	EUR	452,294	531,556	0.43
Bank of East Asia 5.825% VRN (Perpetual) EMTN	HK	USD	500,732	514,202	0.42
Raiffeisen Bank Intl. 6.125% VRN (Perpetual)	AT	EUR	408,761	460,811	0.37
Intesa Sanpaolo 5.875% VRN (Perpetual) EMTN	IT	EUR	379,228	430,888	0.35
Gesellschaft 1.250% VRN 26/05/2041 Reg S	DE	EUR	367,885	421,960	0.34
Santander UK Group Hldgs 7.375% VRN (Perpetual)	GB	GBP	306,571	412,492	0.33
Svenska 4.75% Handelsbanken VRN (Perpetual)	SE	USD	347,447	359,390	0.29
Phoenix Group Holdings 5.625% VRN (Perpetual)	GB	USD	327,826	324,253	0.26
Aviva 4.00% VRN 03/06/2055	GB	GBP	215,928	295,918	0.24
UniCredit 7.50% VRN (Perpetual)	IT	EUR	214,600	269,552	0.22
AIA Group 3.20% 16/09/2040 Reg S	HK	USD	260,585	268,476	0.22
Banorte 8.375% VRN (Perpetual) Reg S	MX	USD	204,380	217,207	0.18
Banorte 6.75% VRN (Perpetual) Reg S	MX	USD	204,380	205,913	0.17
				64,762,007	52.37
부동산					
Grand City Properties 3.75% VRN (Perpetual)	LU	EUR	408,761	491,752	0.40
				491,752	0.40
개방형 펀드					
Fidelity ILF - The Euro Fund - A-ACC-EUR	IE	EUR	602	9,653,237	7.81
				9,653,237	7.81
커뮤니케이션 서비스					
Vodafone Group 6.25% VRN 03/10/2078	GB	USD	1,266,035	1,368,900	1.11
Cellnex Telecom 0.50% 05/07/2028	ES	EUR	357,666	577,465	0.47
				1,946,365	1.57
증권 자격 취득 또는 기타 통제 된 시장 에서 죽음을 맞게					
유틸리티					
AES Gener 7.125% VRN 26/03/2079 Reg S	CL	USD	196,716	204,220	0.17
				204,220	0.17
산업재					
Delta Air lines 4.50% 20/10/2025 144A	SU	USD	199,271	201,919	0.16
Delta Air lines 4.75% 20/10/2028 144A	SU	USD	48,540	49,557	0.04
				251,476	0.20
금융					
BBVA 6.00% VRN (Perpetual)	ES	EUR	1,880,301	2,164,170	1.75
Intesa Sanpaolo 7.75% VRN (Perpetual)	IT	EUR	1,428,109	1,864,163	1.51
UniCredit 6.625% VRN (Perpetual)	IT	EUR	1,328,473	1,544,155	1.25
Mapfre 4.375% VRN 31/03/2047	ES	EUR	1,021,902	1,335,901	1.08
CaixaBank 6.75% VRN (Perpetual)	ES	EUR	1,042,341	1,243,504	1.01
Caixa Geral de Depositos 10.75% VRN (Perpetual)	PT	EUR	735,770	920,428	0.74
BBVA 5.875% VRN (Perpetual)	ES	EUR	510,951	585,790	0.47
Banco BPM 6.125% VRN (Perpetual)	IT	EUR	510,951	537,115	0.43
HSBC Holdings 6.375% VRN (Perpetual)	GB	USD	510,951	532,231	0.43
Dresdner Funding Trust I 8.151% 30/06/2031 Reg S	US	USD	332,118	487,243	0.39
CaixaBank 5.875% VRN (Perpetual)	ES	EUR	286,133	327,381	0.26
Natwest Group 8.625% VRN (Perpetual)	GB	USD	306,571	317,095	0.26
Dresdner Funding Trust I 8.151% 30/06/2031 144A	US	USD	132,847	194,897	0.16
Phoenix Life 7.25% VRN (Perpetual)	GB	GBP	127,227	167,508	0.14
Assicurazioni Generali 6.269% VRN (Perpetual)	IT	GBP	71,533	100,544	0.08
				12,322,125	9.97

* 이사회 결정으로 가격이 책정된 유가증권.
전체 주석 목록은 6페이지에 나와 있습니다.
별첨 재무제표에 대한 주석은 본 재무제표의 중요한 일부입니다. 투자종목 명세서 및 지역별 배분의 순자산 비율은 반올림되었습니다.

현재 투자종목 명세서서 2020년 10월 31일

	국가 코드	CCY	주식 또는 명목	시가(USD)	% 순자산
목록에 없음					
금융					
Tianjin State-OCI. & Management. 1.60% 17/12/2039*	CN	USD	207,344	42,506	0.03
				42,506	0.03
부동산					
Intu Debenture 5.562% 31/12/2027 (Defaulted)	GB	GBP	10,540	7,169	0.01
				7,169	0.01
단주				(2)	(0.00)
총 투자 (비용 USD 123,295,808)				123,228,812	99.66

	기본 노출 USD	미실현 이익 / (손실) USD	% 순자산
선물환 계약			
구입 USD 판매 EUR 에 1.18663 12/11/2020	12,469,941	228,462	0.18
구입 USD 판매 EUR 에 1.18862 12/11/2020	1,717,908	34,409	0.03
구입 JPY 판매 EUR 에 125.06129 12/11/2020	1,123,345	29,747	0.02
구입 USD 판매 EUR 에 1.19143 12/11/2020	771,938	17,325	0.01
구입 USD 판매 EUR 에 1.18738 12/11/2020	831,324	15,767	0.01
구입 USD 판매 EUR 에 1.18018 12/11/2020	795,844	10,176	0.01
구입 USD 판매 EUR 에 1.18311 12/11/2020	627,734	9,602	0.01
구입 USD 판매 EUR 에 1.19678 12/11/2020	308,093	8,328	0.01
구입 GBP 판매 EUR 에 0.91936 12/11/2020	354,698	7,846	0.01
구입 GBP 판매 EUR 에 0.90746 12/11/2020	526,106	4,672	0.00
구입 USD 판매 EUR 에 1.17835 12/11/2020	277,649	3,114	0.00
구입 EUR 판매 GBP 에 1.11282 12/11/2020	445,668	422	0.00
구입 USD 판매 EUR 에 1.16537 12/11/2020	1,839,014	149	0.00
구입 EUR 판매 GBP 에 1.10852 12/11/2020	675,716	(1,971)	(0.00)
구입 EUR 판매 USD 에 0.85233 12/11/2020	321,835	(2,187)	(0.00)
구입 EUR 판매 USD 에 0.85474 12/11/2020	632,943	(2,522)	(0.00)
구입 EUR 판매 USD 에 0.85401 12/11/2020	672,074	(3,252)	(0.00)
구입 EUR 판매 GBP 에 1.09721 12/11/2020	340,439	(4,459)	(0.00)
구입 EUR 판매 USD 에 0.84454 12/11/2020	350,954	(5,570)	(0.00)
구입 EUR 판매 GBP 에 1.10529 12/11/2020	1,206,758	(7,036)	(0.01)
구입 EUR 판매 USD 에 0.83660 12/11/2020	323,164	(8,121)	(0.01)
구입 EUR 판매 USD 에 0.84372 12/11/2020	540,990	(9,104)	(0.01)
구입 EUR 판매 GBP 에 1.10497 12/11/2020	1,640,116	(10,025)	(0.01)
구입 EUR 판매 USD 에 0.84335 12/11/2020	607,503	(10,487)	(0.01)
구입 EUR 판매 GBP 에 1.10962 12/11/2020	6,003,477	(11,576)	(0.01)
구입 EUR 판매 USD 에 0.84242 12/11/2020	643,671	(11,806)	(0.01)
구입 EUR 판매 USD 에 0.84376 12/11/2020	787,935	(13,224)	(0.01)
구입 EUR 판매 USD 에 0.84363 12/11/2020	1,146,245	(19,407)	(0.02)
		249,272	0.20
A-ACC 주식 (EUR) (헤지)			
구입 USD 판매 EUR 에 1.16809 05/11/2020	105,908	272	0.00
구입 GBP 판매 USD 에 0.77363 05/11/2020	25,077	55	0.00
구입 USD 판매 GBP 에 1.29282 04/12/2020	24,878	(55)	(0.00)
구입 USD 판매 GBP 에 1.28163 05/11/2020	25,132	(268)	(0.00)
구입 EUR 판매 USD 에 0.85555 04/12/2020	105,896	(270)	(0.00)
구입 EUR 판매 USD 에 0.85402 05/11/2020	106,438	(530)	(0.00)
		(796)	(0.00)
Y 주식 (EUR) (헤지)			
구입 USD 판매 EUR 에 1.16809 05/11/2020	3,473,051	8,904	0.01
구입 GBP 판매 USD 에 0.77363 05/11/2020	819,775	1,810	0.00
구입 USD 판매 EUR 에 1.17398 05/11/2020	185,135	1,411	0.00
구입 GBP 판매 USD 에 0.77087 05/11/2020	47,868	(65)	(0.00)
구입 USD 판매 GBP 에 1.29282 04/12/2020	816,035	(1,816)	(0.00)
구입 EUR 판매 USD 에 0.85555 04/12/2020	3,467,809	(8,832)	(0.01)
구입 USD 판매 GBP 에 1.28163 05/11/2020	869,387	(9,286)	(0.01)
구입 EUR 판매 USD 에 0.85395 05/11/2020	3,676,813	(18,627)	(0.02)
		(26,501)	(0.02)
Y-ACC 주식 (EUR) (헤지)			
구입 USD 판매 EUR 에 1.16809 05/11/2020	5,155,690	13,218	0.01
구입 USD 판매 EUR 에 1.18288 05/11/2020	626,475	9,562	0.01
구입 USD 판매 EUR 에 1.17731 05/11/2020	484,449	5,076	0.00
구입 GBP 판매 USD 에 0.77363 05/11/2020	1,210,402	2,672	0.00
구입 GBP 판매 USD 에 0.77431 05/11/2020	123,981	384	0.00
구입 GBP 판매 USD 에 0.77215 05/11/2020	151,913	46	0.00
구입 USD 판매 GBP 에 1.29282 04/12/2020	1,197,620	(2,666)	(0.00)
구입 EUR 판매 USD 에 0.85555 04/12/2020	5,089,564	(12,962)	(0.01)
구입 USD 판매 GBP 에 1.28163 05/11/2020	1,489,397	(15,908)	(0.01)
구입 EUR 판매 USD 에 0.85395 05/11/2020	6,298,523	(31,909)	(0.03)
		(32,487)	(0.03)
Y-ACC 주식 (USD) (헤지)			
구입 USD 판매 EUR 에 1.17103 05/11/2020	932,081	4,746	0.00
구입 USD 판매 EUR 에 1.16883 04/12/2020	951,805	2,430	0.00
구입 GBP 판매 USD 에 0.77363 05/11/2020	198,416	438	0.00
구입 USD 판매 EUR 에 1.17827 05/11/2020	12,583	142	0.00
구입 USD 판매 GBP 에 1.29282 04/12/2020	198,113	(441)	(0.00)
구입 USD 판매 GBP 에 1.28163 05/11/2020	198,854	(2,124)	(0.00)
구입 EUR 판매 USD 에 0.85610 05/11/2020	947,086	(2,422)	(0.00)
		2,769	0.00

	CCY	기본 노출	미실현 이익 / (손실) USD	% 순자산
선물				
Long Gilt Bond Future 29/12/2020	GBP	110,921	232	0.00
			232	0.00
기타 자산 및 부채			231,471	0.19
순자산			123,652,772	100.00

지역별 배분

국가	국가 코드	% 순자산
영국	GB	21.80
네덜란드	NL	14.70
스페인	ES	11.55
프랑스	FR	11.43
아일랜드	IE	11.01
이탈리아	IT	7.42
스위스	CH	7.22
독일	DE	2.81
룩셈부르크	LU	2.61
포르투갈	PT	1.75
호주	AU	1.18
덴마크	DK	1.04
오스트리아	AT	0.96
멕시코	MX	0.84
스웨덴	SE	0.81
홍콩	HK	0.63
핀란드	FI	0.62
미국	US	0.55
벨기에	BE	0.32
초 국가	SU	0.20
칠레	CL	0.17
중국	CN	0.03
현금 및 기타 순자산		0.32

현재 투자종목 명세서서 2020년 10월 31일

공인된 주식 또는 공식 증권거래소에서 거래됨

에너지

	국가 코드	CCY	주식 또는 명목	시가(USD)	% 순자산
Airport Authority 3.45% 21/02/2029 EMTN	HK	USD	2,075,000	2,318,217	0.41
Cespa Finance 2.25% 13/02/2026 EMTN	ES	EUR	1,700,000	2,067,279	0.37
MPLX 4.70% 15/04/2048	US	USD	2,000,000	2,002,052	0.36
Petroleos Mexicanos 6.50% 13/03/2027	MX	USD	1,710,000	1,586,641	0.28
Eni 2.625% VRN (Perpetual)	IT	EUR	1,270,000	1,467,504	0.26
Western Midstream Operating 4.75% 15/08/2028	US	USD	1,355,000	1,270,313	0.23
GLP Finance 7.00% 01/08/2027	US	USD	1,117,000	1,153,152	0.21
MPLX 4.875% 01/12/2024	US	USD	1,000,000	1,120,405	0.20
Leviathan Bond 6.125% 30/06/2025	IL	USD	1,000,000	1,038,150	0.19
EnLink Midstream Partners 5.05% 01/04/2045	US	USD	1,000,000	634,295	0.11
Denbury	US	USD	29,689	486,603	0.09
				15,144,611	2.70

유틸리티

	국가 코드	CCY	주식 또는 명목	시가(USD)	% 순자산
EDF 4.50% 04/12/2069 EMTN	FR	USD	3,200,000	3,551,062	0.63
CGNPC International 4.00% 19/05/2025	HK	USD	1,750,000	1,932,116	0.34
Thames Water Utilities Fin. 2.375% 22/04/2040 EMTN	GB	GBP	1,350,000	1,806,391	0.32
ReNew Power Synthetic 6.67% 12/03/2024 Reg S	IN	USD	1,100,000	1,153,519	0.21
PG&E 5.25% 01/07/2030	US	USD	1,096,000	1,097,370	0.20
				9,540,458	1.70

소재

	국가 코드	CCY	주식 또는 명목	시가(USD)	% 순자산
LYB International Finance 0.875% 17/09/2026	NL	EUR	5,000,000	5,935,668	1.06
DuPont de Nemours 4.493% 15/11/2025	US	USD	5,125,000	5,919,537	1.06
DS Smith 1.375% 26/07/2024	GB	EUR	3,300,000	3,957,952	0.71
Gold Fields Orogen Hldgs 6.125% 15/05/2029 Reg S	VG	USD	1,790,000	2,139,050	0.38
				17,952,207	3.20

산업재

	국가 코드	CCY	주식 또는 명목	시가(USD)	% 순자산
Holding d'Infrastructures 2.25% 24/03/2025	FR	EUR	5,500,000	6,803,205	1.21
United Parcel Service 2.50% 01/09/2029	US	USD	5,500,000	5,954,881	1.06
Mexico City Airport Trust 5.50% 31/07/2047 Reg S	MX	USD	3,553,000	3,047,586	0.54
Paprec Holding 4.00% 31/03/2025 Reg S	FR	EUR	2,508,000	2,754,664	0.49
AA Bond 4.875% 31/07/2024 EMTN	GB	GBP	2,000,000	2,618,016	0.47
RAC Bond 4.565% 06/05/2023 EMTN	GB	GBP	1,600,000	2,116,786	0.38
GLP China Holdings 4.974% 26/02/2024 EMTN	HK	USD	2,000,000	2,116,775	0.38
Airbus 2.375% 07/04/2032 EMTN	NL	EUR	1,228,000	1,591,020	0.28
Embraer Netherlands Fin. 6.95% 17/01/2028 Reg S	NL	USD	1,300,000	1,313,579	0.23
General Dynamics 3.625% 01/04/2030	US	USD	600,000	713,092	0.13
Autopistas Del Sol 7.375% 30/12/2030 Reg S	CR	USD	760,793	689,331	0.12
Ryanair 2.875% 15/09/2025 EMTN	IE	EUR	575,000	669,374	0.12
				30,388,309	5.42

정보 기술

	국가 코드	CCY	주식 또는 명목	시가(USD)	% 순자산
Infineon Tech. 1.625% 24/06/2029 EMTN	DE	EUR	5,700,000	7,030,672	1.25
Orano 3.375% 23/04/2026 EMTN	FR	EUR	1,000,000	1,199,873	0.21
				8,230,545	1.47

소비재

	국가 코드	CCY	주식 또는 명목	시가(USD)	% 순자산
Volkswagen Int'l Finance 3.875% VRN (Perpetual)	NL	EUR	4,500,000	5,296,594	0.95
Home Depot 2.95% 15/06/2029	US	USD	4,200,000	4,727,269	0.84
CPUK Finance 7.239% 28/02/2024 EMTN	GB	GBP	3,000,000	4,405,687	0.79
SES SA 0.875% 04/11/2027 EMTN	LU	EUR	3,200,000	3,713,783	0.66
Fiat Chrysler Automobiles 4.50% 07/07/2028	NL	EUR	2,709,000	3,672,569	0.66
Faurecia 3.75% 15/06/2028	FR	EUR	2,336,000	2,764,813	0.49
Ford Motor 9.00% 22/04/2025	US	USD	2,340,000	2,759,831	0.49
Home Depot 4.20% 01/04/2043	US	USD	1,950,000	2,447,244	0.44
Studio City Finance 6.50% 15/01/2028 Reg S	VG	USD	2,000,000	1,994,400	0.36
General Motors 6.80% 01/10/2027	US	USD	1,269,000	1,560,229	0.28
JD.com 4.125% 14/01/2050	KY	USD	1,425,000	1,536,590	0.27
Meituan 3.05% 28/10/2030 Reg S	KY	USD	1,350,000	1,348,239	0.24
Ford Motor 8.50% 21/04/2023	US	USD	1,000,000	1,108,395	0.20
Just Eat Takeaway.com 1.25% 30/04/2026	NL	EUR	800,000	1,071,296	0.19
Verisure Holdings 3.875% 15/07/2026 Reg S	SE	EUR	905,000	1,054,520	0.19
Lennar 4.75% 29/11/2027	US	USD	900,000	1,031,625	0.18
				40,493,084	7.23

소비재

	국가 코드	CCY	주식 또는 명목	시가(USD)	% 순자산
Highbury Finance 7.017% 20/03/2023	NL	GBP	815,993	1,160,107	0.21
MARB Bond 6.875% 19/01/2025 Reg S	GB	USD	1,100,000	1,138,280	0.20
MARB BondCo 7.00% 15/03/2024 Reg S	GB	USD	1,000,000	1,027,010	0.18
				3,325,397	0.59

건강

	국가 코드	CCY	주식 또는 명목	시가(USD)	% 순자산
Novartis Capital 3.70% 21/09/2042	US	USD	3,350,000	4,096,316	0.73
Mylan 3.125% 22/11/2028	NL	EUR	2,000,000	2,722,018	0.49
Johnson & Johnson 3.40% 15/01/2038	US	USD	2,125,000	2,505,402	0.45
HCA 5.125% 15/06/2039	US	USD	1,810,000	2,206,959	0.39
Teva Pharmaceutical Fin. 6.00% 31/01/2025	NL	EUR	1,081,000	1,311,170	0.23
Mylan 2.125% 23/05/2025	US	EUR	1,000,000	1,245,184	0.22
Yestar International Holdings 6.90% 15/09/2021	KY	USD	700,000	274,794	0.05
				14,361,843	2.56

금융

	국가 코드	CCY	주식 또는 명목	시가(USD)	% 순자산
Roadster Finance DAC 2.375% 08/12/2027 EMTN	IE	EUR	7,046,000	8,150,716	1.45
Morgan Stanley 3.625% 20/01/2027	US	USD	5,100,000	5,797,315	1.03
GE Capital 4.418% 15/11/2035	IE	USD	5,300,000	5,735,286	1.02
NatWest Markets 1.00% 28/05/2024 EMTN	GB	EUR	4,772,000	5,686,545	1.01
Wells Fargo & Co 0.50% 26/04/2024 EMTN	US	EUR	4,225,000	4,954,942	0.88
Fukoku Mutual Life Ins. 5.00% VRN (Perpetual)	JP	USD	3,900,000	4,324,125	0.77
UBS Group 3.126% VRN 13/08/2030 144A	CH	USD	3,925,000	4,313,947	0.77
United Overseas Bank 3.75% VRN 15/04/2029 Reg S	SG	USD	4,000,000	4,259,567	0.76
Tesco Property Finance 2 6.052% 13/10/2039	GB	GBP	2,474,507	4,247,958	0.76
Ally Financial 8.00% 01/11/2031 (A)	US	USD	2,950,000	4,079,075	0.73
Bank of America 4.183% 25/11/2027	US	USD	3,500,000	4,008,578	0.72
JAB Holdings 1.75% 25/06/2026	NL	EUR	3,200,000	3,968,966	0.71
Sampo 2.50% VRN 03/09/2052 EMTN	FI	EUR	2,733,000	3,249,686	0.58
Goldman Sachs Group 3.80% 15/03/2030	US	USD	2,710,000	3,137,351	0.56
Commerzbank 6.125% VRN (Perpetual)	DE	EUR	2,600,000	2,964,943	0.53
Wellcome Trust 1.125% 21/01/2027	GB	EUR	2,333,000	2,928,752	0.52
Vivion Investments 3.00% 08/08/2024	LU	EUR	2,800,000	2,903,990	0.52
Asahi Mutual Life Insurance 7.25% VRN (Perpetual)	JP	USD	2,700,000	2,838,361	0.51
Phoenix Group Holdings 5.625% 28/04/2031 EMTN	GB	GBP	1,863,000	2,765,822	0.49
Barclays 6.625% 30/03/2022 EMTN	GB	EUR	2,000,000	2,534,953	0.45
Jerrold Finco 4.875% 15/01/2026 Reg S	GB	GBP	2,085,000	2,495,599	0.45
Berkshire Hathaway 4.50% 11/02/2043	US	USD	1,800,000	2,374,794	0.42
Raiffeisen Bank Int'l 1.50% VRN 12/03/2030 EMTN	AT	EUR	2,100,000	2,367,221	0.42
DH Europe Finance II 0.75% 18/09/2031	LU	EUR	1,829,000	2,160,720	0.39
NongHyup Bank 2.875% 17/07/2022 Reg S	KR	USD	2,050,000	2,127,308	0.38
Dai-ichi Life Insur. 4.00% VRN (Perpetual) Reg S	JP	USD	1,550,000	1,683,044	0.30
Credit Suisse Group 7.125% VRN (Perpetual)	CH	USD	1,500,000	1,558,860	0.28
Westfield Stratford City Fin 1.642% 04/08/2026	GB	GBP	1,166,000	1,521,910	0.27
AIA Group 3.20% 16/09/2040 Reg S	HK	USD	1,450,000	1,493,906	0.27
Banco de Sabadell 5.625% 06/05/2026 EMTN	ES	EUR	1,200,000	1,482,197	0.26
Bank of China 5.00% 13/11/2024 Reg S	CN	USD	1,300,000	1,443,631	0.26
MGIC Investment 5.25% 15/08/2028	US	USD	1,338,000	1,377,304	0.25
Landsbankinn HF 1.00% 30/05/2023 EMTN	IS	EUR	1,000,000	1,181,908	0.21
Lloyds Banking Group 3.50% VRN 01/04/2026 EMTN	GB	EUR	860,000	1,129,243	0.20
MetLife 4.875% 13/11/2043	US	USD	800,000	1,063,304	0.19
Fortune Star 6.75% 02/07/2023	VG	USD	1,000,000	1,035,547	0.18
Bank of East Asia 5.50% VRN (Perpetual) EMTN	HK	USD	1,000,000	999,749	0.18
Investec Bank 9.625% 17/02/2022 EMTN	GB	GBP	700,000	987,001	0.18
UniCredit 9.25% VRN (Perpetual)	IT	EUR	650,000	814,313	0.15
Tuspark Forward 6.95% 18/06/2022	VG	USD	850,000	380,362	0.07
				112,528,799	20.08

부동산

	국가 코드	CCY	주식 또는 명목	시가(USD)	% 순자산
Public Storage 0.875% 24/01/2032	US	EUR	5,238,000	6,211,560	1.11
RKPF Overseas 2019 A 6.70% 30/09/2024	VG	USD	2,100,000	2,174,160	0.39
Sovereign Housing Capital 2.375% 04/11/2048	GB	GBP	1,219,000	1,801,865	0.32
Aroundtown 1.45% 09/07/2028	LU	EUR	1,500,000	1,793,375	0.32
Yango Justice 7.50% 15/04/2024 Reg S	HK	USD	1,375,000	1,378,383	0.25
Yango Justice International 9.50% 03/04/2021	HK	USD	1,350,000	1,372,778	0.25
MPT Operating Partnership 3.692% 05/06/2028	US	GBP	1,009,000	1,329,866	0.24
Sunac China Holdings 7.50% 01/02/2024	KY	USD	1,325,000	1,328,407	0.24
Seazen Group 6.45% 11/06/2022	KY	USD	1,134,000	1,155,920	0.21
Sunac China Holdings 7.00% 09/07/2025	KY	USD	1,149,000	1,115,065	0.20
Ronshine China Holdings 11.25% 22/08/2021	KY	USD	800,000	830,002	0.15
China Aoyuan Group 8.50% 23/01/2022	KY	USD	750,000	770,625	0.14
Yuzhou Properties 7.70% 20/02/2025	KY	USD	725,000	723,622	0.13
Yango Justice International 9.25% 15/04/2023	HK	USD	575,000	601,550	0.11
Sunac China Holdings 6.50% 10/01/2025	KY	USD	600,000	577,500	0.10
				23,164,678	4.13

정부

	국가 코드	CCY	주식 또는 명목	시가(USD)	% 순자산
Qatar 3.25% 02/06/2026 Reg S	QA	USD	7,250,000	8,017,775	1.43
US Treasury 3.00% 15/02/2049	US	USD	5,511,200	7,293,729	1.30
US Treasury 1.50% 15/02/2030	US	USD	5,390,000	5,722,664	1.02
US Treasury 1.125% 28/02/2022	US	USD	3,650,000	3,698,120	0.66
US Treasury 1.75% 15/11/2029	US	USD	2,880,000	3,122,156	0.56
US Treasury 0.625% 15/08/2030	US	USD	2,250,000	2,200,957	0.39
US Treasury 1.625% 15/08/2029	US	USD	1,000,000	1,072,715	0.19
US Treasury 0.50% 31/03/2025	US	USD	440,000	443,352	0.08
				31,571,468	5.63

개방형 펀드

	국가 코드	CCY	주식 또는 명목	시가(USD)	% 순자산
Fidelity ILF - The US Dollar Fund - A-ACC-USD	IE	USD	771	14,001,500	2.50
				14,001,500	2.50

* 이사회 결정으로 가격이 책정된 유가증권.
별첨 재무제표에 대한 주석은 본 재무제표의 중요한 일부입니다. 투자종목 명세서 및 지역별 ㅐ의 순자산 비율은 반올림되었습니다.

현재 투자종목 명세서서 2020년 10월 31일

	국가 코드	CCY	주식 또는 명목	시가(USD)	% 순자산
커뮤니케이션 서비스					
SingTel Group Treasury 2.375% 28/08/2029 EMTN	SG	USD	7,500,000	7,883,236	1.41
CK Hutchison Group Telecom 1.125% 17/10/2028	LU	EUR	5,822,000	7,139,472	1.27
Disney 2.65% 13/01/2031	US	USD	4,934,000	5,313,707	0.95
				20,336,415	**3.63**
증권 자격 취득 또는 기타 통제 된 시장 에서 죽음을 맞게					
에너지					
MPLX 5.20% 01/12/2047	US	USD	2,350,000	2,462,115	0.44
Targa Resources Partners 5.50% 01/03/2030 144A	US	USD	2,000,000	2,012,280	0.36
Crestwood Midstream Ptrs. 5.625% 01/05/2027 144A	US	USD	2,000,000	1,751,390	0.31
Hilcorp Finance 6.25% 01/11/2028 144A	US	USD	1,467,000	1,348,936	0.24
Neptune Energy Bondco 6.625% 15/05/2025 144A	GB	USD	1,500,000	1,309,050	0.23
Tengizchevroil Finance 2.625% 15/08/2025 Reg S	BM	USD	1,275,000	1,281,534	0.23
Endeavor Energy 6.625% 15/07/2025 144A	US	USD	825,000	857,225	0.15
Transocean Phoenix 2 7.75% 15/10/2024 144A	KY	USD	585,000	535,275	0.10
Odebrecht Drilling Norbe 6.35% 01/12/2021 Reg S	KY	USD	240,526	223,692	0.04
				11,781,497	**2.10**
유틸리티					
Exelon Generation 6.25% 01/10/2039	US	USD	3,000,000	3,622,567	0.65
AES Andres 7.95% 11/05/2026 Reg S	NL	USD	2,500,000	2,540,650	0.45
Talen Energy Supply 7.625% 01/06/2028 144A	US	USD	2,305,000	2,260,341	0.40
Talen Energy Supply 6.625% 15/01/2028 144A	US	USD	1,809,000	1,732,904	0.31
Pattern Energy 4.50% 15/08/2028 144A	US	USD	1,459,000	1,523,933	0.27
Drax Finco 2.625% 01/11/2025	GB	EUR	610,000	714,946	0.13
				12,395,341	**2.21**
소재					
Syngenta Finance 5.182% 24/04/2028 144A	NL	USD	3,600,000	3,940,817	0.70
Methanex 5.25% 15/12/2029	CA	USD	3,000,000	3,031,530	0.54
Votorantim 7.25% 05/04/2041 Reg S	LU	USD	1,375,000	1,760,014	0.31
FMG Resources August 5.125% 15/05/2024 Reg S	AU	USD	910,000	975,406	0.17
Methanex 5.65% 01/12/2044	CA	USD	1,000,000	963,125	0.17
New Gold 7.50% 15/07/2027 144A	CA	USD	660,000	715,193	0.13
First Quantum Minerals 7.25% 01/04/2023 Reg S	CA	USD	650,000	654,241	0.12
				12,040,326	**2.15**
산업재					
Ashtead Capital 4.00% 01/05/2028 144A	US	USD	4,750,000	4,963,750	0.89
L3Harris Tech 4.40% 15/06/2028	US	USD	3,800,000	4,493,927	0.80
Global Ship Lease 9.875% 15/11/2022 144A	MH	USD	2,770,000	2,815,663	0.50
Autostrade per l'Italia 4.375% 16/09/2025 EMTN	IT	EUR	2,000,000	2,615,507	0.47
Delta Air lines 4.75% 20/10/2028 144A	SU	USD	2,418,103	2,468,759	0.44
Delta Air lines 4.50% 20/10/2025 144A	SU	USD	1,860,880	1,885,607	0.34
Shea Homes 4.75% 15/02/2028 144A	US	USD	1,696,000	1,716,140	0.31
Stena International 3.75% 01/02/2025 Reg S	LU	EUR	1,570,000	1,711,991	0.31
Mileage Plus 6.50% 20/06/2027 144A	US	USD	1,100,000	1,147,438	0.20
Spirit Aerosystems 7.50% 15/04/2025 Reg S	US	USD	1,107,000	1,117,373	0.20
Prime Security Services 3.375% 31/08/2027 144A	US	USD	923,000	891,849	0.16
LBC Tank Terminals 6.875% 15/05/2023 144A	NL	USD	600,000	600,375	0.11
Stena International 6.125% 01/02/2025 144A	LU	USD	527,000	496,698	0.09
XPO Logistics 6.25% 01/05/2025 144A	US	USD	426,000	453,560	0.08
				27,378,637	**4.89**
정보 기술					
IHS Netherlands 8.00% 18/09/2027 Reg S	NL	USD	4,387,000	4,485,708	0.80
Dell International 8.10% 15/07/2036 144A	US	USD	3,000,000	4,060,712	0.72
Microchip Tech 4.25% 01/09/2025 144A	US	USD	3,213,000	3,324,739	0.59
Adevinta 3.00% 15/11/2027 Reg S	NO	EUR	2,199,000	2,588,423	0.46
Hurricane Finance 8.00% 15/10/2025 Reg S	GB	GBP	1,500,000	2,022,845	0.36
Sensata Technologies 3.75% 15/02/2031 144A	US	USD	1,700,000	1,685,125	0.30
ams 6.00% 31/07/2025 Reg S	AT	EUR	1,376,000	1,671,241	0.30
PLT VII Finance 4.625% 05/01/2026 Reg S	LU	EUR	756,000	885,182	0.16
Unisys 6.875% 01/11/2027 144A	US	USD	768,000	795,840	0.14
Twitter 0.25% 15/06/2024	US	USD	500,000	552,205	0.10
Hurricane Finance 8.00% 15/10/2025	GB	GBP	225,000	297,326	0.05
				22,369,346	**3.99**
소비재					
GEMS Education Delaware 7.125% 31/07/2026 Reg S	SU	USD	3,350,000	3,320,688	0.59
Brookfield Residential Pty 4.875% 15/02/2030 144A	CA	USD	2,650,000	2,521,634	0.45
Comcast 4.60% 15/10/2038	US	USD	1,850,000	2,360,054	0.42
LCPR Senior Secured Fin 6.75% 15/10/2027 144A	IE	USD	2,048,000	2,178,560	0.39
Wynn Resorts Capital 7.75% 15/04/2025 144A	US	USD	1,925,000	2,027,872	0.36
Burger King 4.00% 15/10/2030 144A	CA	USD	2,000,000	1,990,000	0.36
Nordstrom 8.75% 15/05/2025 144A	US	USD	1,600,000	1,746,564	0.31
Dave & Busters 7.625% 01/11/2025 144A	US	USD	1,443,000	1,419,551	0.25
Sally Capital 8.75% 30/04/2025 144A	US	USD	1,287,000	1,417,309	0.25
Mattel 6.75% 31/12/2025 144A	US	USD	1,300,000	1,368,575	0.24
Sands China 3.80% 08/01/2026 Reg S	KY	USD	1,300,000	1,334,892	0.24
Radiate Holco 4.50% 15/09/2026 144A	US	USD	1,091,000	1,098,910	0.20
Wyndham Hotels & Resorts 5.375% 15/04/2026 144A	US	USD	813,000	829,260	0.15
Macy's 8.375% 15/06/2025 144A	US	USD	753,000	787,292	0.14
Cirsa Finance Int'l 6.25% 20/12/2023 Reg S	LU	EUR	750,000	777,989	0.14
Comcast 3.40% 01/04/2030	US	USD	650,000	744,133	0.13
Grubhub 5.50% 01/07/2027 144A	US	USD	621,000	646,616	0.12
Tesla 2.00% 15/05/2024	US	USD	100,000	622,499	0.11
FXI Holding 12.25% 15/11/2026 144A	US	USD	550,000	577,068	0.10
Lennar 5.00% 15/06/2027	US	USD	400,000	458,000	0.08
DISH Network 3.375% 15/08/2026	US	USD	500,000	446,898	0.08
				28,674,364	**5.12**
소비재					
Del Mont Foods 11.875% 15/05/2025 144A	US	USD	1,627,000	1,737,839	0.31
Sigma Holdco 7.875% 15/05/2026 144A	NL	USD	1,000,000	987,315	0.18
United Natural Foods 6.75% 15/10/2028 144A	US	USD	847,000	858,646	0.15
Rite Aid 7.50% 01/07/2025 144A	US	USD	650,000	650,471	0.12
Coty 4.00% 15/04/2023 Reg S	US	EUR	550,000	524,951	0.09
Fresh Market 9.75% 01/05/2023 144A	US	USD	500,000	479,378	0.09
				5,238,600	**0.93**
건강					
Bausch Health Americas 8.50% 31/01/2027 144A	US	USD	975,000	1,066,284	0.19
Select Medical 6.25% 15/08/2026 144A	US	USD	775,000	818,819	0.15
				1,885,103	**0.34**
금융					
BPCE 4.50% 15/03/2025 144A	FR	USD	5,250,000	5,838,734	1.04
UniCredit 6.572% 14/01/2022 144A	IT	USD	3,925,000	4,152,437	0.74
Bank of America 3.419% VRN 20/12/2028	US	USD	3,442,000	3,831,599	0.68
CyrusOne LP / CyrusOne Finance 1.45% 22/01/2027	US	EUR	2,791,000	3,261,104	0.58
Bavarian Sky 0.674% FRN 20/04/2028	GB	GBP	2,391,000	3,100,655	0.55
Danske Bank 3.001% VRN 20/09/2022 144A	DK	USD	2,531,000	2,575,936	0.46
ANZ 2.95% VRN 22/07/2030 Reg S	AU	USD	2,400,000	2,491,148	0.44
Wells Fargo Bank 3.55% 14/08/2023	US	USD	2,050,000	2,218,524	0.40
Macquarie 3.624% 03/06/2030 Reg S	AU	USD	1,675,000	1,765,000	0.32
Global Bank 5.25% VRN 16/04/2029 Reg S	PA	USD	1,525,000	1,624,697	0.29
Intesa Sanpaolo 7.70% VRN (Perpetual)	IT	USD	1,500,000	1,583,141	0.28
Commerzbank 8.125% 19/09/2023 Reg S	DE	USD	1,375,000	1,579,201	0.28
Together Asset Backed Secu. 1.50% FRN 15/12/2061	GB	GBP	1,192,103	1,549,652	0.28
Income Cont. Student 1.325% FRN 24/07/2056	GB	GBP	1,031,947	1,325,161	0.24
IKB Deutsche Industriebank 4.00% VRN 31/01/2028	DE	EUR	1,200,000	1,323,655	0.24
Banco Santander Mexico 5.375% 17/04/2025 Reg S	MX	USD	1,175,000	1,317,486	0.24
Park Aerospace Holdings 5.25% 15/08/2022 144A	KY	USD	1,100,000	1,133,429	0.20
Garfunkelux Holdco 3 6.75% 01/11/2025 Reg S	LU	EUR	988,000	1,133,221	0.20
Newday Bondco 7.375% 01/02/2024 Reg S	GB	GBP	800,000	932,666	0.17
Holmes Master Issuer 0.657% FRN 15/10/2054	GB	USD	775,159	775,071	0.14
Caixa Geral de Depositos 10.75% VRN (Perpetual)	PT	EUR	600,000	750,583	0.13
Global Aircraft Leasing 6.50% 15/09/2024 Reg S	KY	USD	900,000	605,250	0.11
Global Aircraft Leasing 6.50% 15/09/2024 144A	KY	USD	652,837	439,033	0.08
Consumer Loan Underlying Bond 2.94% 15/07/2026	US	USD	149,897	151,228	0.03
				45,458,611	**8.11**
부동산					
Scentre Group 3.625% 28/01/2026 144A	AU	USD	4,500,000	4,808,959	0.86
Blackstone Property Partners 2.20% 24/07/2025 EMTN	LU	EUR	3,650,000	4,488,613	0.80
VICI Properties 4.125% 15/08/2030 144A	US	USD	1,100,000	1,115,125	0.20
Yuzhou Properties 8.375% 30/10/2024	KY	USD	425,000	441,402	0.08
MGM Growth 4.625% 15/06/2025 144A	US	USD	412,000	420,018	0.07
				11,274,117	**2.01**
정부					
Bermuda 4.854% 06/02/2024 Reg S	BM	USD	2,000,000	2,219,810	0.40
Dominican Republic Bond 5.875% 18/04/2024 Reg S	DO	USD	2,000,000	2,115,020	0.38
				4,334,830	**0.77**
커뮤니케이션 서비스					
Sprint Spectrum 4.738% 20/03/2025 144A	US	USD	7,000,000	7,635,915	1.36
Vodafone Group 4.375% 30/05/2028	GB	USD	4,930,000	5,828,870	1.04
Infrastrutture Wireless 1.625% 21/10/2028 GMTN	IT	EUR	3,500,000	4,099,089	0.73
Level 3 Financing 4.25% 01/07/2028 144A	US	USD	2,275,000	2,288,650	0.41
Kenbourne Invest 6.875% 26/11/2024 Reg S	LU	USD	1,475,000	1,543,219	0.28
Windstream 7.75% 15/08/2028 144A	US	USD	1,505,000	1,456,088	0.26
Telecom Italia Capital 6.00% 30/09/2034	LU	USD	1,000,000	1,162,500	0.21
T-Mobile USA 4.375% 15/04/2040 144A	US	USD	982,000	1,138,521	0.20
Netflix 5.375% 15/11/2029 144A	US	USD	630,000	739,526	0.13
				25,892,378	**4.62**

현재 투자종목 명세서 2020년 10월 31일

	국가 코드	CCY	주식 또는 명목	시가(USD)	% 순자산
목록에 없음					
에너지					
Mesquite Energy 7.25% (Perpetual) (Defaulted)	US	USD	1,400,000	14,000	0.00
				14,000	0.00
건강					
21St Century Oncology*	US	USD	1,648	38,464	0.01
				38,464	0.01
금융					
Stoneway Cap. 10.00% 01/03/2027 Reg S (Defaulted)	CA	USD	647,361	228,195	0.04
				228,195	0.04
커뮤니케이션 서비스					
Frontier Comm. 9.25% 01/07/2021 (Defaulted)	US	USD	1,300,000	501,238	0.09
				501,238	0.09
단주				(3)	(0.00)
총 투자 (비용 USD 533,614,316)				550,544,358	98.26

신용 디폴트 스왑 (Credit Default Swap)

	CCY	기본 노출	미실현 이익 / (손실) USD	% 순자산
매도 보호 CDX NA HY S35 5 년 20/12/202	USD	5,750,000	668,522	0.12
매도 보호 CDX NA IG S35 5 년 20/12/202	USD	3,500,000	60,180	0.01
매도 보호 Stena 7% 20/12/2024	EUR	235,000	(22,917)	(0.00)
매수 보호 iTraxx Xover S34 20/12/2025	EUR	10,000,000	(700,158)	(0.12)
			5,627	0.00

선물환 계약

	기본 노출 USD	미실현 이익 / (손실) USD	% 순자산
구입 USD 판매 EUR 에 1.18657 12/11/2020	186,510,449	3,407,436	0.61
구입 USD 판매 GBP 에 1.31756 12/11/2020	38,041,708	647,153	0.12
구입 USD 판매 EUR 에 1.20064 12/11/2020	2,867,757	87,019	0.02
구입 JPY 판매 USD 에 105.32110 12/11/2020	11,187,882	82,067	0.01
구입 USD 판매 EUR 에 1.18282 12/11/2020	2,029,920	30,558	0.01
구입 USD 판매 EUR 에 1.17165 12/11/2020	4,659,959	25,458	0.00
구입 USD 판매 EUR 에 1.18276 12/11/2020	1,430,965	21,462	0.00
구입 USD 판매 EUR 에 1.17701 12/11/2020	1,708,302	17,195	0.00
구입 USD 판매 EUR 에 1.16568 12/11/2020	2,399,314	826	0.00
구입 EUR 판매 USD 에 0.85802 12/11/2020	5,348,348	(873)	(0.00)
구입 USD 판매 GBP 에 1.29193 12/11/2020	1,386,209	(3,840)	(0.00)
구입 EUR 판매 USD 에 0.85083 12/11/2020	1,925,177	(16,447)	(0.00)
구입 EUR 판매 USD 에 0.85031 12/11/2020	1,826,389	(16,707)	(0.00)
구입 EUR 판매 USD 에 0.85115 12/11/2020	2,699,863	(22,047)	(0.00)
구입 EUR 판매 USD 에 0.84903 12/11/2020	2,091,798	(22,259)	(0.00)
구입 EUR 판매 USD 에 0.84266 12/11/2020	1,421,694	(25,688)	(0.00)
구입 EUR 판매 USD 에 0.84617 12/11/2020	1,942,869	(27,147)	(0.00)
구입 CHF 판매 USD 에 0.90627 12/11/2020	2,883,231	(30,641)	(0.01)
구입 EUR 판매 USD 에 0.84461 12/11/2020	2,201,013	(34,755)	(0.01)
구입 EUR 판매 USD 에 0.84269 12/11/2020	1,955,637	(35,254)	(0.01)
구입 EUR 판매 USD 에 0.84550 12/11/2020	2,830,285	(41,767)	(0.01)
구입 EUR 판매 USD 에 0.84316 12/11/2020	3,029,098	(52,970)	(0.01)
구입 EUR 판매 USD 에 0.84700 12/11/2020	4,265,631	(55,471)	(0.01)
구입 EUR 판매 USD 에 0.84761 12/11/2020	5,705,426	(70,127)	(0.01)
구입 EUR 판매 USD 에 0.84333 12/11/2020	4,588,949	(79,312)	(0.01)
구입 EUR 판매 USD 에 0.84451 12/11/2020	5,459,954	(86,844)	(0.02)
		3,697,025	0.66
A-ACC 주식 (CZK) (헤지)			
구입 CZK 판매 USD 에 23.39470 04/12/2020	17,576,289	1,791	0.00
구입 USD 판매 CZK 에 0.04274 05/11/2020	17,377,746	(873)	(0.00)
구입 CZK 판매 USD 에 23.16495 05/11/2020	17,550,938	(173,193)	(0.03)
		(172,275)	(0.03)
A-ACC 주식 (EUR) (헤지)			
구입 USD 판매 EUR 에 1.16720 05/11/2020	55,406,976	99,803	0.02
구입 EUR 판매 USD 에 0.85621 04/12/2020	55,506,816	(99,059)	(0.02)
구입 EUR 판매 USD 에 0.85279 05/11/2020	55,764,307	(357,330)	(0.06)
		(356,586)	(0.06)
A-HMDIST (G) 주식 (AUD) (헤지)			
구입 USD 판매 AUD 에 0.70460 05/11/2020	18,882,004	42,777	0.01
구입 AUD 판매 USD 에 1.41904 04/12/2020	19,003,682	(42,868)	(0.01)
구입 AUD 판매 USD 에 1.40306 05/11/2020	19,143,144	(261,140)	(0.05)
		(261,231)	(0.05)
A-MINCOME (G) 주식 (HKD) (헤지)			
구입 USD 판매 HKD 에 0.12898 05/11/2020	77,409,309	13,698	0.00
구입 USD 판매 HKD 에 0.12902 05/11/2020	1,492,641	713	0.00
구입 HKD 판매 USD 에 7.75019 05/11/2020	2,796,267	(1,631)	(0.00)
구입 HKD 판매 USD 에 7.75342 04/12/2020	76,934,615	(14,633)	(0.00)
구입 HKD 판매 USD 에 7.75100 05/11/2020	76,143,713	(36,399)	(0.01)
		(38,252)	(0.01)
A-QINCOME (G) 주식 (EUR) (헤지)			
구입 USD 판매 EUR 에 1.16720 05/11/2020	75,355,841	135,737	0.02
구입 EUR 판매 USD 에 0.85621 04/12/2020	75,756,443	(135,197)	(0.02)
구입 EUR 판매 USD 에 0.85390 05/11/2020	75,743,387	(387,545)	(0.07)
		(387,005)	(0.07)
E-QINCOME (G) 주식 (EUR) (헤지)			
구입 USD 판매 EUR 에 1.16809 05/11/2020	68,190,701	174,826	0.03
구입 EUR 판매 USD 에 0.85555 04/12/2020	68,763,930	(175,125)	(0.03)
구입 EUR 판매 USD 에 0.85384 05/11/2020	68,546,753	(356,051)	(0.06)
		(356,350)	(0.06)
Rentenanlage Zinsertrag A 주식 (EUR) (헤지)			
구입 USD 판매 EUR 에 1.16809 05/11/2020	3,813,377	9,777	0.00
구입 EUR 판매 USD 에 0.85555 04/12/2020	3,847,679	(9,799)	(0.00)
구입 EUR 판매 USD 에 0.85390 05/11/2020	3,832,988	(19,612)	(0.00)
		(19,634)	(0.00)
Y-ACC 주식 (EUR) (헤지)			
구입 USD 판매 EUR 에 1.16809 05/11/2020	3,222,787	8,263	0.00
구입 USD 판매 EUR 에 1.17270 05/11/2020	70,139	458	0.00
구입 EUR 판매 USD 에 0.85555 04/12/2020	3,263,614	(8,312)	(0.00)
구입 EUR 판매 USD 에 0.85395 05/11/2020	3,309,693	(16,767)	(0.00)
		(16,358)	(0.00)

선물

	CCY	기본 노출	미실현 이익 / (손실) USD	% 순자산
미국 10 년 Ultra Bond Future 21/12/2020	USD	(36,492,874)	449,945	0.08
호주 10 년 Bond Future 15/12/2020	AUD	30,762,450	155,825	0.03
US Treasury Note 10 Year Bond Future 21/12/2020	USD	(23,638,077)	123,634	0.02
US Ultra Bond Future 21/12/2020	USD	(4,301,875)	94,648	0.02
Canadian 10 Year Bond Future 18/12/2020	CAD	(16,318,800)	36,952	0.01
US Long Bond Future 21/12/2020	USD	(1,724,375)	34,360	0.01
Long Gilt Bond Future 29/12/2020	GBP	135,680	(622)	(0.00)
Euro-Bund Bond Future 08/12/2020	EUR	(28,007,850)	(169,367)	(0.03)
US Treasury Note 5 Year Bond Future 31/12/2020	USD	87,167,483	(184,138)	(0.03)
Euro-Bobl Bond Future 08/12/2020	EUR	(32,201,190)	(243,278)	(0.04)
			297,959	0.05

금리 스왑

	CCY	기본 노출	미실현 이익 / (손실) USD	% 순자산
Receive fixed 2.295% pay float. (7d China) 08/06/2025	CNY	22,914,000	(42,461)	(0.01)
Receive fixed 2.3% pay float. (7d China) 09/06/2025	CNY	62,336,000	(113,861)	(0.02)
			(156,322)	(0.03)

총 수익 스왑

				% 순자산
Receive iBoxx USD Liq. LL pay 3m USD LIBOR 20/12/2020	USD	10,000,000	203,582	0.04
			203,582	0.04
기타 자산 및 부채			7,326,983	1.31
순자산			560,311,521	100.00

현재 투자종목 명세서서 2020년 10월 31일

지역별 배분

국가	국가 코드	% 순자산
미국	US	35.25
영국	GB	10.89
네덜란드	NL	7.25
룩셈부르크	LU	5.65
아일랜드	IE	5.49
프랑스	FR	4.09
이탈리아	IT	2.63
케이맨 제도	KY	2.57
독일	DE	2.30
홍콩	HK	2.18
싱가포르	SG	2.17
캐나다	CA	1.80
호주	AU	1.79
일본	JP	1.58
카타르	QA	1.43
버진 아일랜드 (영국령)	VG	1.38
초 국가	SU	1.37
멕시코	MX	1.06
스위스	CH	1.05
오스트리아	AT	0.72
스페인	ES	0.63
버뮤다	BM	0.62
핀란드	FI	0.58
마샬 군도	MH	0.50
노르웨이	NO	0.46
덴마크	DK	0.46
한국	KR	0.38
도미니카 공화국	DO	0.38
파나마	PA	0.29
중국	CN	0.26
아이슬란드	IS	0.21
인도	IN	0.21
스웨덴	SE	0.19
이스라엘	IL	0.19
포르투갈	PT	0.13
코스타리카	CR	0.12
현금 및 기타 순자산		1.79

현재 투자종목 명세서서 2020년 10월 31일

	국가 코드	CCY	주식 또는 명목	시가(USD)	% 순자산
공인된 주식 또는 공식 증권거래소에서 거래됨					
금융					
IBRD 0.125% 03/01/2051 GMTN	SU	EUR	16,500,548	18,918,398	1.22
				18,918,398	1.22
정부					
US Treasury Infl. Indexed Bonds 0.125% 15/07/2030	US	USD	150,292,488	167,240,117	10.77
US Treasury Infl. Indexed Bonds 0.375% 15/07/2027	US	USD	120,087,319	140,588,246	9.05
UK Treasury Inflation Linked 0.125% 10/08/2028	GB	GBP	70,998,190	123,190,651	7.93
US Treasury Infl. Indexed Bonds 0.625% 15/01/2026	US	USD	70,539,841	84,408,971	5.43
Germany Inflation Linked Bond 0.10% 15/04/2026	DE	EUR	56,835,220	75,126,467	4.84
US Treasury Infl. Indexed Bonds 0.50% 15/04/2024	US	USD	63,297,934	68,844,490	4.43
Germany Inflation Linked Bond 0.50% 15/04/2030	DE	EUR	27,134,234	39,595,436	2.55
France 0.10% 01/03/2028	FR	EUR	22,917,427	30,006,709	1.93
US Treasury Infl. Indexed Bonds 0.125% 15/04/2022	US	USD	27,500,913	29,756,074	1.92
US Treasury Infl. Indexed Bonds 0.625% 15/04/2023	US	USD	22,184,070	24,136,753	1.55
France 0.10% 01/03/2029	FR	EUR	13,750,456	17,901,485	1.15
Denmark Inflation Linked Bond 0.10% 15/11/2023	DK	DKK	91,669,709	16,254,568	1.05
Italy 0.65% 15/05/2026	IT	EUR	11,000,365	13,267,061	0.85
France 0.10% 25/07/2036	FR	EUR	9,166,971	13,184,225	0.85
Sweden Inflation Linked Bond 0.125% 01/12/2027	SE	SEK	77,919,253	10,394,438	0.67
France 0.10% 01/03/2025	FR	EUR	6,187,705	7,839,998	0.50
Australia 0.75% 21/11/2027	AU	AUD	5,225,173	4,260,841	0.27
Canada Real Return Bond 4.00% 01/12/2031	CA	CAD	1,833,394	3,135,486	0.20
UK Treasury Inflation Linked 0.125% 22/03/2026	GB	GBP	1,420,880	2,473,935	0.16
UK Treasury 5.00% 07/03/2025	GB	GBP	229,174	362,385	0.02
				871,968,336	56.13
개방형 펀드					
Fidelity ILF - The US Dollar Fund - A-ACC-USD	IE	USD	3,078	55,920,265	3.60
				55,920,265	3.60
증권 자격 취득 또는 기타 통제 된 시장 에서 죽음을 맞게					
정부					
US Treasury Infl. Indexed Bonds 0.125% 15/04/2025	US	USD	227,570,052	240,445,627	15.48
Italy 2.35% 15/09/2024	IT	EUR	60,731,182	82,068,857	5.28
US Treasury Infl. Indexed Bonds 0.25% 15/01/2025	US	USD	61,189,531	71,148,824	4.58
US Treasury Infl. Indexed Bonds 0.125% 15/10/2024	US	USD	38,959,626	41,623,167	2.68
Japan Inflation Linked Bond 0.10% 10/03/2027	JP	JPY	3,941,797,485	38,138,729	2.46
Japan 0.10% 10/03/2028	JP	JPY	3,586,027,345	34,440,134	2.22
Japan Inflation Linked Bond 0.10% 10/03/2024	JP	JPY	1,970,898,743	19,541,529	1.26
Spain Inflation Linked 0.65% 30/11/2027	ES	EUR	9,166,971	12,297,545	0.79
Japan 0.20% 10/03/2030	JP	JPY	825,027,381	7,923,203	0.51
				547,627,615	35.25
단주				(3)	(0.00)
총 투자 (비용 USD 1,443,298,239)				1,494,434,611	96.20

	기본 노출 USD	미실현 이익 / (손실) USD	% 순자산
선물환 계약			
구입 USD 판매 NOK 에 0.11326 12/11/2020	12,768,426	1,023,142	0.07
구입 USD 판매 NOK 에 0.10910 12/11/2020	14,630,209	591,261	0.04
구입 USD 판매 EUR 에 1.18193 12/11/2020	31,788,853	454,075	0.03
구입 USD 판매 CAD 에 0.75930 12/11/2020	34,311,746	379,094	0.02
구입 USD 판매 AUD 에 0.71980 12/11/2020	15,108,270	360,226	0.02
구입 NZD 판매 USD 에 1.53290 12/11/2020	23,729,295	358,144	0.02
구입 USD 판매 GBP 에 1.30466 12/11/2020	47,569,368	335,422	0.02
구입 USD 판매 AUD 에 0.72572 12/11/2020	9,746,939	314,577	0.02
구입 USD 판매 AUD 에 0.73302 12/11/2020	7,322,449	312,278	0.02
구입 USD 판매 DKK 에 0.15941 12/11/2020	13,608,669	249,130	0.02
구입 USD 판매 EUR 에 1.18412 12/11/2020	15,412,130	249,100	0.02
구입 USD 판매 SEK 에 0.11580 12/11/2020	7,355,848	215,024	0.01
구입 USD 판매 SEK 에 0.11410 12/11/2020	14,828,034	209,410	0.01
구입 USD 판매 EUR 에 1.17312 12/11/2020	29,401,404	197,686	0.01
구입 USD 판매 SEK 에 0.11438 12/11/2020	11,224,058	187,037	0.01
구입 USD 판매 EUR 에 1.19881 12/11/2020	6,155,024	177,090	0.01
구입 USD 판매 SEK 에 0.11468 12/11/2020	7,441,142	143,337	0.01
구입 USD 판매 NOK 에 0.10729 12/11/2020	6,180,857	142,980	0.01
구입 USD 판매 SEK 에 0.11385 12/11/2020	11,447,141	136,109	0.01
구입 USD 판매 EUR 에 1.17503 12/11/2020	13,775,632	115,191	0.01
구입 USD 판매 EUR 에 1.17277 12/11/2020	17,450,274	112,194	0.01
구입 USD 판매 EUR 에 1.17324 12/11/2020	15,536,042	106,088	0.01
구입 USD 판매 EUR 에 1.18429 12/11/2020	6,459,464	105,382	0.01
구입 USD 판매 AUD 에 0.71767 12/11/2020	4,949,517	103,080	0.01
구입 USD 판매 CAD 에 0.76056 12/11/2020	7,495,024	95,453	0.01
구입 USD 판매 AUD 에 0.71603 12/11/2020	4,904,404	90,640	0.01
구입 USD 판매 CAD 에 0.76014 12/11/2020	7,436,506	90,507	0.01
구입 USD 판매 CAD 에 0.75290 12/11/2020	35,102,073	88,666	0.01
구입 USD 판매 NZD 에 0.66639 12/11/2020	13,738,582	86,700	0.01
구입 USD 판매 GBP 에 1.31793 12/11/2020	4,933,296	85,342	0.01
구입 JPY 판매 USD 에 105.67820 12/11/2020	7,592,104	81,621	0.01
구입 USD 판매 GBP 에 1.30398 12/11/2020	12,449,624	81,279	0.01
구입 NZD 판매 USD 에 1.52490 12/11/2020	7,522,811	73,716	0.00
구입 USD 판매 NOK 에 0.10817 12/11/2020	2,203,803	69,620	0.00
구입 USD 판매 SEK 에 0.11390 12/11/2020	4,970,834	61,680	0.00
구입 USD 판매 EUR 에 1.18257 12/11/2020	4,151,063	61,588	0.00
구입 USD 판매 SEK 에 0.11382 12/11/2020	4,987,336	58,046	0.00
구입 USD 판매 EUR 에 1.19250 12/11/2020	2,454,746	57,348	0.00
구입 CAD 판매 USD 에 1.33809 12/11/2020	11,555,259	56,624	0.00
구입 JPY 판매 USD 에 105.44390 12/11/2020	5,016,558	42,690	0.00
구입 USD 판매 CAD 에 0.75606 12/11/2020	6,197,318	41,786	0.00
구입 GBP 판매 USD 에 0.77253 12/11/2020	48,679,877	40,277	0.00
구입 USD 판매 EUR 에 1.18349 12/11/2020	2,468,633	38,580	0.00
구입 USD 판매 AUD 에 0.70494 12/11/2020	14,004,296	37,967	0.00
구입 JPY 판매 USD 에 105.97211 12/11/2020	2,516,658	34,131	0.00
구입 USD 판매 EUR 에 1.18510 12/11/2020	1,992,211	33,883	0.00
구입 USD 판매 EUR 에 1.18136 12/11/2020	2,369,289	32,698	0.00
구입 USD 판매 EUR 에 1.18081 12/11/2020	2,449,405	32,638	0.00
구입 USD 판매 CHF 에 1.10342 12/11/2020	3,012,258	32,357	0.00
구입 USD 판매 CAD 에 0.76042 12/11/2020	2,488,015	31,223	0.00
구입 USD 판매 GBP 에 1.30993 12/11/2020	2,501,088	27,825	0.00
구입 USD 판매 GBP 에 1.30282 12/11/2020	4,373,935	24,629	0.00
구입 USD 판매 CAD 에 0.76265 12/11/2020	1,236,435	19,183	0.00
구입 GBP 판매 USD 에 0.77884 12/11/2020	1,843,179	16,605	0.00
구입 USD 판매 GBP 에 1.30064 12/11/2020	3,335,972	13,188	0.00
구입 JPY 판매 USD 에 105.56800 12/11/2020	1,269,750	12,313	0.00
구입 NZD 판매 USD 에 1.51353 12/11/2020	4,540,087	10,303	0.00
구입 JPY 판매 USD 에 105.05114 12/11/2020	2,098,921	9,977	0.00
구입 JPY 판매 USD 에 104.91992 12/11/2020	1,680,723	5,880	0.00
구입 USD 판매 CAD 에 0.75137 12/11/2020	7,580,390	3,719	0.00
구입 GBP 판매 USD 에 0.77252 12/11/2020	2,070,686	1,678	0.00
구입 JPY 판매 USD 에 104.52800 12/11/2020	13,887,073	(3,475)	(0.00)
구입 USD 판매 JPY 에 0.00954 12/11/2020	2,174,033	(5,013)	(0.00)
구입 GBP 판매 USD 에 0.77085 12/11/2020	3,776,917	(5,095)	(0.00)
구입 CAD 판매 USD 에 1.33115 12/11/2020	21,359,215	(6,625)	(0.00)
구입 USD 판매 GBP 에 1.29104 12/11/2020	2,553,343	(8,834)	(0.00)
구입 GBP 판매 USD 에 0.76756 12/11/2020	1,741,287	(9,765)	(0.00)
구입 USD 판매 JPY 에 0.00948 12/11/2020	1,264,685	(11,778)	(0.00)
구입 USD 판매 SEK 에 0.11214 12/11/2020	3,783,535	(12,395)	(0.00)
구입 CHF 판매 USD 에 0.90844 12/11/2020	1,618,581	(13,378)	(0.00)
구입 CAD 판매 USD 에 1.32630 12/11/2020	3,779,996	(14,929)	(0.00)
구입 EUR 판매 USD 에 0.85104 12/11/2020	2,127,379	(17,665)	(0.00)
구입 CAD 판매 USD 에 1.32935 12/11/2020	11,411,253	(18,982)	(0.00)
구입 GBP 판매 USD 에 0.76604 12/11/2020	2,514,196	(19,046)	(0.00)
구입 AUD 판매 USD 에 1.39789 12/11/2020	1,259,086	(21,707)	(0.00)
구입 GBP 판매 USD 에 0.76506 12/11/2020	2,541,391	(22,488)	(0.00)
구입 EUR 판매 USD 에 0.84988 12/11/2020	2,379,427	(22,956)	(0.00)
구입 EUR 판매 USD 에 0.84402 12/11/2020	1,612,875	(26,584)	(0.00)
구입 CAD 판매 USD 에 1.31469 12/11/2020	2,274,494	(28,810)	(0.00)
구입 SEK 판매 USD 에 8.85490 12/11/2020	8,848,737	(33,209)	(0.00)
구입 EUR 판매 USD 에 0.84675 12/11/2020	2,525,729	(33,596)	(0.00)
구입 NZD 판매 USD 에 1.50270 12/11/2020	10,429,758	(51,156)	(0.00)
구입 EUR 판매 USD 에 0.84639 12/11/2020	4,003,026	(54,923)	(0.00)
구입 CAD 판매 USD 에 1.30102 12/11/2020	2,528,805	(58,001)	(0.00)
구입 USD 판매 NZD 에 0.65702 12/11/2020	7,694,261	(60,222)	(0.00)
구입 EUR 판매 USD 에 0.83583 12/11/2020	2,696,920	(70,192)	(0.00)
구입 AUD 판매 USD 에 1.39639 12/11/2020	3,873,198	(70,835)	(0.00)
구입 USD 판매 GBP 에 1.28036 12/11/2020	6,404,734	(74,977)	(0.00)
구입 NOK 판매 USD 에 9.43940 12/11/2020	7,568,087	(76,927)	(0.00)
구입 USD 판매 GBP 에 1.28638 12/11/2020	11,389,096	(80,395)	(0.01)
구입 USD 판매 JPY 에 0.00949 12/11/2020	11,579,225	(84,319)	(0.01)
구입 GBP 판매 USD 에 0.74527 12/11/2020	2,445,270	(84,319)	(0.01)
구입 USD 판매 CAD 에 0.74801 12/11/2020	21,446,907	(85,282)	(0.01)
구입 GBP 판매 USD 에 0.76351 12/11/2020	8,749,060	(95,009)	(0.01)
구입 EUR 판매 USD 에 0.84703 12/11/2020	8,842,012	(114,739)	(0.01)
구입 EUR 판매 USD 에 0.84240 12/11/2020	6,467,190	(118,819)	(0.01)
구입 GBP 판매 USD 에 0.76516 12/11/2020	13,829,025	(120,544)	(0.01)
구입 NOK 판매 USD 에 8.97158 12/11/2020	2,510,102	(148,651)	(0.01)
구입 SEK 판매 USD 에 8.67080 12/11/2020	6,258,338	(153,114)	(0.01)
구입 CAD 판매 USD 에 1.31821 12/11/2020	18,050,063	(180,968)	(0.01)
구입 USD 판매 JPY 에 0.00947 12/11/2020	20,643,776	(201,717)	(0.01)
구입 CAD 판매 USD 에 1.31637 12/11/2020	20,017,577	(228,429)	(0.01)
구입 AUD 판매 USD 에 1.40234 12/11/2020	16,428,590	(231,813)	(0.01)
구입 AUD 판매 USD 에 1.35490 12/11/2020	5,049,304	(239,637)	(0.02)
구입 EUR 판매 USD 에 0.83992 12/11/2020	11,434,707	(243,074)	(0.02)
구입 NZD 판매 USD 에 1.49108 12/11/2020	20,086,277	(252,990)	(0.02)
구입 AUD 판매 USD 에 1.38999 12/11/2020	12,509,384	(285,110)	(0.02)
구입 EUR 판매 USD 에 0.85226 12/11/2020	43,008,986	(295,553)	(0.02)
구입 USD 판매 JPY 에 0.00941 12/11/2020	20,455,315	(326,280)	(0.02)
구입 AUD 판매 USD 에 1.38572 12/11/2020	13,927,227	(359,236)	(0.02)

별첨 재무제표에 대한 주석은 본 재무제표의 중요한 일부입니다. 투자종목 명세서 및 지역별 배분의 순자산 비율은 반올림되었습니다.

현재 투자종목 명세서 2020년 10월 31일

	기본 노출 USD	미실현 이익 / (손실) USD	% 순자산
구입 NOK 판매 USD 에 8.97703 12/11/2020	6,296,566	(369,292)	(0.02)
구입 AUD 판매 USD 에 1.38260 12/11/2020	16,293,817	(456,008)	(0.03)
구입 EUR 판매 USD 에 0.84277 12/11/2020	28,549,525	(512,225)	(0.03)
구입 NOK 판매 USD 에 8.99863 12/11/2020	12,666,612	(714,207)	(0.05)
구입 GBP 판매 USD 에 0.75898 12/11/2020	44,209,262	(739,493)	(0.05)
구입 SEK 판매 USD 에 8.69658 12/11/2020	35,870,246	(773,560)	(0.05)
구입 NOK 판매 USD 에 9.28964 12/11/2020	55,302,660	(1,430,611)	(0.09)
		(1,519,540)	(0.10)

A 주식 (GBP) (헤지)

구입 GBP 판매 USD 에 0.78026 05/11/2020	3,815,281	41,191	0.00
구입 GBP 판매 USD 에 0.77350 04/12/2020	3,518,283	7,849	0.00
구입 USD 판매 EUR 에 1.17093 05/11/2020	937,208	4,692	0.00
구입 USD 판매 GBP 에 1.30736 05/11/2020	317,519	2,916	0.00
구입 USD 판매 EUR 에 1.16883 04/12/2020	832,071	2,124	0.00
구입 USD 판매 AUD 에 0.71273 05/11/2020	36,697	508	0.00
구입 USD 판매 AUD 에 0.71801 05/11/2020	12,865	274	0.00
구입 USD 판매 JPY 에 0.00958 04/12/2020	198,875	224	0.00
구입 USD 판매 AUD 에 0.70470 04/12/2020	45,843	104	0.00
구입 SEK 판매 USD 에 8.91202 05/11/2020	36,580	95	0.00
구입 CAD 판매 USD 에 1.33213 05/11/2020	28,751	12	0.00
구입 USD 판매 CAD 에 0.75072 04/12/2020	28,465	(13)	(0.00)
구입 JPY 판매 USD 에 104.41202 05/11/2020	18,337	(26)	(0.00)
구입 CAD 판매 USD 에 1.31475 05/11/2020	2,282	(29)	(0.00)
구입 SEK 판매 USD 에 8.69881 05/11/2020	2,564	(55)	(0.00)
구입 AUD 판매 USD 에 1.39988 05/11/2020	3,500	(56)	(0.00)
구입 USD 판매 SEK 에 0.11224 04/12/2020	36,641	(95)	(0.00)
구입 AUD 판매 USD 에 1.41924 05/11/2020	46,222	(104)	(0.00)
구입 USD 판매 CAD 에 0.74646 05/11/2020	31,016	(187)	(0.00)
구입 JPY 판매 USD 에 104.44370 05/11/2020	200,339	(228)	(0.00)
구입 EUR 판매 USD 에 0.85126 05/11/2020	39,353	(322)	(0.00)
구입 USD 판매 SEK 에 0.11106 05/11/2020	39,184	(501)	(0.00)
구입 EUR 판매 USD 에 0.84521 05/11/2020	59,157	(902)	(0.00)
구입 EUR 판매 USD 에 0.85610 05/11/2020	842,075	(2,153)	(0.00)
구입 USD 판매 JPY 에 0.00946 05/11/2020	218,421	(2,269)	(0.00)
구입 USD 판매 GBP 에 1.29261 05/11/2020	3,538,954	(7,797)	(0.00)
		45,252	0.00

A-ACC 주식 (EUR) (헤지)

구입 USD 판매 EUR 에 1.16809 05/11/2020	71,804,263	184,091	0.01
구입 GBP 판매 USD 에 0.77363 05/11/2020	10,258,686	22,651	0.00
구입 USD 판매 AUD 에 0.71273 05/11/2020	720,231	9,961	0.00
구입 USD 판매 AUD 에 0.71801 05/11/2020	248,724	5,307	0.00
구입 USD 판매 JPY 에 0.00958 04/12/2020	4,560,559	5,135	0.00
구입 USD 판매 AUD 에 0.70470 04/12/2020	1,050,734	2,376	0.00
구입 SEK 판매 USD 에 8.91202 05/11/2020	822,081	2,137	0.00
구입 USD 판매 AUD 에 0.71794 05/11/2020	60,810	1,291	0.00
구입 USD 판매 DKK 에 0.15745 05/11/2020	197,907	1,177	0.00
구입 USD 판매 CAD 에 0.76218 05/11/2020	33,118	494	0.00
구입 USD 판매 SEK 에 0.11350 05/11/2020	54,821	490	0.00
구입 USD 판매 NZD 에 0.66327 05/11/2020	176,609	285	0.00
구입 USD 판매 GBP 에 1.29723 05/11/2020	199,243	271	0.00
구입 CAD 판매 USD 에 1.33213 05/11/2020	641,228	260	0.00
구입 USD 판매 DKK 에 0.15674 04/12/2020	213,042	162	0.00
구입 USD 판매 NZD 에 0.66668 05/11/2020	22,449	152	0.00
구입 USD 판매 NZD 에 0.66238 04/12/2020	387,796	95	0.00
구입 USD 판매 DKK 에 0.15757 05/11/2020	12,444	83	0.00
구입 NZD 판매 USD 에 1.50973 05/11/2020	380,532	(97)	(0.00)
구입 DKK 판매 USD 에 6.38392 05/11/2020	210,513	(163)	(0.00)
구입 USD 판매 CAD 에 0.75072 04/12/2020	651,992	(290)	(0.00)
구입 USD 판매 GBP 에 1.29303 05/11/2020	179,811	(338)	(0.00)
구입 USD 판매 GBP 에 1.29294 05/11/2020	410,404	(802)	(0.00)
구입 USD 판매 NZD 에 0.65782 05/11/2020	181,377	(1,199)	(0.00)
구입 USD 판매 JPY 에 0.00949 05/11/2020	213,234	(1,628)	(0.00)
구입 USD 판매 SEK 에 0.11224 04/12/2020	840,199	(2,189)	(0.00)
구입 AUD 판매 USD 에 1.41924 05/11/2020	1,032,098	(2,333)	(0.00)
구입 USD 판매 CAD 에 0.74646 05/11/2020	608,370	(3,661)	(0.00)
구입 JPY 판매 USD 에 104.44370 05/11/2020	4,506,916	(5,124)	(0.00)
구입 EUR 판매 USD 에 0.85180 05/11/2020	746,885	(5,648)	(0.00)
구입 EUR 판매 USD 에 0.85126 05/11/2020	885,271	(7,251)	(0.00)
구입 USD 판매 SEK 에 0.11106 05/11/2020	769,397	(9,837)	(0.00)
구입 EUR 판매 USD 에 0.84731 05/11/2020	1,029,261	(13,176)	(0.00)
구입 USD 판매 GBP 에 1.29282 04/12/2020	10,274,941	(22,870)	(0.00)
구입 EUR 판매 USD 에 0.85183 05/11/2020	3,187,130	(23,996)	(0.00)
구입 USD 판매 JPY 에 0.00946 05/11/2020	4,288,558	(44,541)	(0.00)
구입 USD 판매 GBP 에 1.28163 05/11/2020	9,491,879	(101,384)	(0.01)
구입 EUR 판매 USD 에 0.85555 04/12/2020	72,291,816	(184,110)	(0.01)
구입 EUR 판매 USD 에 0.85386 05/11/2020	66,348,719	(342,932)	(0.02)
		(537,151)	(0.03)

E-ACC 주식 (EUR) (헤지)

구입 USD 판매 EUR 에 1.16809 05/11/2020	30,440,486	78,043	0.01
구입 USD 판매 EUR 에 1.18497 05/11/2020	698,129	11,902	0.00
구입 GBP 판매 USD 에 0.77363 05/11/2020	4,335,291	9,572	0.00
구입 USD 판매 AUD 에 0.71273 05/11/2020	334,913	4,632	0.00
구입 USD 판매 AUD 에 0.71801 05/11/2020	116,348	2,482	0.00
구입 USD 판매 JPY 에 0.00958 04/12/2020	1,938,986	2,183	0.00
구입 USD 판매 AUD 에 0.70470 04/12/2020	446,759	1,010	0.00
구입 SEK 판매 USD 에 8.91202 05/11/2020	356,799	927	0.00
구입 USD 판매 DKK 에 0.15745 05/11/2020	92,019	547	0.00
구입 USD 판매 NZD 에 0.66327 05/11/2020	82,444	133	0.00
구입 CAD 판매 USD 에 1.33213 05/11/2020	282,780	115	0.00
구입 USD 판매 DKK 에 0.15674 04/12/2020	90,576	69	0.00
구입 USD 판매 NZD 에 0.66238 04/12/2020	164,893	40	0.00
구입 JPY 판매 USD 에 104.61412 05/11/2020	55,299	27	0.00
구입 NZD 판매 USD 에 1.50973 05/11/2020	166,785	(43)	(0.00)
구입 DKK 판매 USD 에 6.38392 05/11/2020	92,091	(71)	(0.00)
구입 USD 판매 CAD 에 0.75072 04/12/2020	277,215	(123)	(0.00)
구입 USD 판매 NZD 에 0.65782 05/11/2020	84,298	(557)	(0.00)
구입 GBP 판매 USD 에 0.76361 05/11/2020	69,014	(743)	(0.00)
구입 USD 판매 SEK 에 0.11224 04/12/2020	357,220	(931)	(0.00)
구입 AUD 판매 USD 에 1.41924 05/11/2020	452,283	(1,022)	(0.00)
구입 USD 판매 CAD 에 0.74646 05/11/2020	282,895	(1,702)	(0.00)
구입 JPY 판매 USD 에 104.44370 05/11/2020	1,940,831	(2,207)	(0.00)
구입 EUR 판매 USD 에 0.85126 05/11/2020	453,208	(3,712)	(0.00)
구입 USD 판매 SEK 에 0.11106 05/11/2020	357,727	(4,574)	(0.00)
구입 USD 판매 GBP 에 1.29282 04/12/2020	4,368,599	(9,724)	(0.00)
구입 USD 판매 JPY 에 0.00946 05/11/2020	1,993,951	(20,709)	(0.00)
구입 USD 판매 GBP 에 1.28163 05/11/2020	4,413,134	(47,137)	(0.00)
구입 EUR 판매 USD 에 0.85555 04/12/2020	30,735,851	(78,277)	(0.01)
구입 EUR 판매 USD 에 0.85393 05/11/2020	30,846,101	(156,982)	(0.01)
		(216,832)	(0.01)

I-ACC 주식 (EUR) (헤지)

구입 USD 판매 EUR 에 1.16809 05/11/2020	36,641,388	93,941	0.01
구입 GBP 판매 USD 에 0.77363 05/11/2020	5,230,942	11,550	0.00
구입 USD 판매 AUD 에 0.71273 05/11/2020	390,450	5,400	0.00
구입 USD 판매 AUD 에 0.71801 05/11/2020	134,485	2,869	0.00
구입 USD 판매 JPY 에 0.00958 04/12/2020	2,321,350	2,614	0.00
구입 USD 판매 AUD 에 0.70470 04/12/2020	534,859	1,209	0.00
구입 SEK 판매 USD 에 8.91202 05/11/2020	416,011	1,081	0.00
구입 USD 판매 DKK 에 0.15745 05/11/2020	107,280	638	0.00
구입 USD 판매 NZD 에 0.66327 05/11/2020	95,622	154	0.00
구입 CAD 판매 USD 에 1.33213 05/11/2020	329,697	134	0.00
구입 USD 판매 GBP 에 1.29723 05/11/2020	96,901	132	0.00
구입 USD 판매 DKK 에 0.15674 04/12/2020	108,447	83	0.00
구입 USD 판매 NZD 에 0.66238 04/12/2020	197,408	48	0.00
구입 NZD 판매 USD 에 1.50973 05/11/2020	194,008	(50)	(0.00)
구입 DKK 판매 USD 에 6.38392 05/11/2020	107,363	(83)	(0.00)
구입 USD 판매 CAD 에 0.75072 04/12/2020	331,892	(147)	(0.00)
구입 USD 판매 NZD 에 0.65782 05/11/2020	98,337	(650)	(0.00)
구입 USD 판매 SEK 에 0.11224 04/12/2020	427,667	(1,114)	(0.00)
구입 AUD 판매 USD 에 1.41924 05/11/2020	526,125	(1,189)	(0.00)
구입 USD 판매 CAD 에 0.74646 05/11/2020	329,831	(1,985)	(0.00)
구입 JPY 판매 USD 에 104.44370 05/11/2020	2,327,493	(2,646)	(0.00)
구입 EUR 판매 USD 에 0.85180 05/11/2020	405,375	(3,065)	(0.00)
구입 EUR 판매 USD 에 0.85126 05/11/2020	460,844	(3,774)	(0.00)
구입 USD 판매 SEK 에 0.11106 05/11/2020	417,093	(5,333)	(0.00)
구입 USD 판매 GBP 에 1.29282 04/12/2020	5,229,984	(11,641)	(0.00)
구입 USD 판매 JPY 에 0.00946 05/11/2020	2,324,847	(24,146)	(0.00)
구입 USD 판매 GBP 에 1.28163 05/11/2020	5,145,591	(54,961)	(0.00)
구입 EUR 판매 USD 에 0.85555 04/12/2020	36,796,948	(93,713)	(0.01)
구입 EUR 판매 USD 에 0.85395 05/11/2020	35,964,211	(182,201)	(0.01)
		(266,845)	(0.02)

X-ACC 주식 (GBP) (헤지)

구입 GBP 판매 USD 에 0.77967 05/11/2020	467,784,509	4,697,592	0.30
구입 USD 판매 EUR 에 1.17124 05/11/2020	114,247,856	602,438	0.04
구입 USD 판매 EUR 에 1.16829 04/12/2020	111,659,827	232,957	0.01
구입 USD 판매 GBP 에 1.29600 05/11/2020	472,482,102	194,759	0.01
구입 USD 판매 AUD 에 0.71273 05/11/2020	4,471,689	61,844	0.00
구입 USD 판매 AUD 에 0.71801 05/11/2020	1,568,901	33,473	0.00
구입 USD 판매 JPY 에 0.00958 04/12/2020	26,689,675	30,049	0.00
구입 USD 판매 EUR 에 1.17398 05/11/2020	2,901,918	22,112	0.00
구입 USD 판매 AUD 에 0.70470 04/12/2020	6,149,368	13,903	0.00
구입 SEK 판매 USD 에 8.91202 05/11/2020	4,764,444	12,383	0.00
구입 USD 판매 DKK 에 0.15745 05/11/2020	1,228,669	7,305	0.00
구입 USD 판매 NZD 에 0.66327 05/11/2020	1,105,744	1,782	0.00
구입 CAD 판매 USD 에 1.33213 05/11/2020	3,775,676	1,534	0.00
구입 USD 판매 DKK 에 0.15674 04/12/2020	1,246,799	949	0.00
구입 USD 판매 NZD 에 0.66238 04/12/2020	2,269,494	556	0.00
구입 NZD 판매 USD 에 1.50973 05/11/2020	2,232,256	(571)	(0.00)
구입 DKK 판매 USD 에 6.38392 05/11/2020	1,229,620	(952)	(0.00)
구입 USD 판매 CAD 에 0.75072 04/12/2020	3,815,667	(1,696)	(0.00)
구입 USD 판매 NZD 에 0.65782 05/11/2020	1,125,941	(7,443)	(0.00)
구입 USD 판매 SEK 에 0.11224 04/12/2020	4,917,077	(12,813)	(0.00)
구입 AUD 판매 USD 에 1.41924 05/11/2020	6,054,276	(13,685)	(0.00)
구입 USD 판매 CAD 에 0.74646 05/11/2020	3,777,210	(22,729)	(0.00)

현재 투자종목 명세서 2020년 10월 31일

	기본 노출 USD	미실현 이익 / (손실) USD	% 순자산
구입 JPY 판매 USD 에 104.44370 05/11/2020	26,655,955	(30,308)	(0.00)
구입 EUR 판매 USD 에 0.85126 05/11/2020	4,802,853	(39,336)	(0.00)
구입 USD 판매 SEK 에 0.11106 05/11/2020	4,776,827	(61,074)	(0.00)
구입 GBP 판매 USD 에 0.77148 04/12/2020	476,928,544	(185,811)	(0.01)
구입 EUR 판매 USD 에 0.85650 05/11/2020	112,622,167	(235,910)	(0.02)
구입 USD 판매 JPY 에 0.00946 05/11/2020	26,625,647	(276,533)	(0.02)
		5,024,775	**0.32**

Y 주식 (GBP) (헤지)

구입 GBP 판매 USD 에 0.77959 05/11/2020	316,725,070	3,145,955	0.20
구입 USD 판매 EUR 에 1.17098 05/11/2020	77,345,951	390,153	0.03
구입 USD 판매 GBP 에 1.30357 05/11/2020	42,320,283	264,741	0.02
구입 USD 판매 EUR 에 1.16829 04/12/2020	64,552,146	134,676	0.01
구입 USD 판매 GBP 에 1.29570 05/11/2020	277,550,741	50,133	0.00
구입 USD 판매 AUD 에 0.71273 05/11/2020	3,027,360	41,869	0.00
구입 USD 판매 AUD 에 0.71801 05/11/2020	1,061,752	22,652	0.00
구입 USD 판매 JPY 에 0.00958 04/12/2020	15,429,689	17,372	0.00
구입 USD 판매 AUD 에 0.70470 04/12/2020	3,555,016	8,038	0.00
구입 SEK 판매 USD 에 8.91202 05/11/2020	2,871,572	7,464	0.00
구입 USD 판매 DKK 에 0.15745 05/11/2020	831,807	4,946	0.00
구입 JPY 판매 USD 에 104.77281 05/11/2020	2,358,658	4,742	0.00
구입 USD 판매 NZD 에 0.66327 05/11/2020	748,486	1,206	0.00
구입 CAD 판매 USD 에 1.33213 05/11/2020	2,234,163	907	0.00
구입 USD 판매 DKK 에 0.15674 04/12/2020	720,789	549	0.00
구입 USD 판매 NZD 에 0.66238 04/12/2020	1,311,990	321	0.00
구입 NZD 판매 USD 에 1.50973 05/11/2020	1,327,590	(340)	(0.00)
구입 DKK 판매 USD 에 6.38392 05/11/2020	731,745	(566)	(0.00)
구입 USD 판매 CAD 에 0.75072 04/12/2020	2,205,928	(980)	(0.00)
구입 NZD 판매 USD 에 1.49825 05/11/2020	184,949	(1,453)	(0.00)
구입 DKK 판매 USD 에 6.28201 05/11/2020	102,340	(1,712)	(0.00)
구입 CAD 판매 USD 에 1.31501 05/11/2020	326,157	(4,061)	(0.00)
구입 SEK 판매 USD 에 8.76652 05/11/2020	359,835	(4,955)	(0.00)
구입 USD 판매 NZD 에 0.65782 05/11/2020	762,260	(5,039)	(0.00)
구입 AUD 판매 USD 에 1.40524 05/11/2020	487,035	(5,897)	(0.00)
구입 USD 판매 SEK 에 0.11224 04/12/2020	2,842,638	(7,407)	(0.00)
구입 AUD 판매 USD 에 1.41924 05/11/2020	3,616,148	(8,174)	(0.00)
구입 USD 판매 CAD 에 0.74646 05/11/2020	2,557,166	(15,388)	(0.00)
구입 JPY 판매 USD 에 104.44370 05/11/2020	15,680,025	(17,828)	(0.00)
구입 EUR 판매 USD 에 0.85126 05/11/2020	3,259,033	(26,692)	(0.00)
구입 USD 판매 SEK 에 0.11106 05/11/2020	3,233,916	(41,347)	(0.00)
구입 GBP 판매 USD 에 0.77166 04/12/2020	275,655,691	(43,819)	(0.00)
구입 EUR 판매 USD 에 0.85650 05/11/2020	65,625,482	(137,466)	(0.01)
구입 EUR 판매 USD 에 0.84423 05/11/2020	8,769,341	(143,746)	(0.01)
구입 USD 판매 JPY 에 0.00946 05/11/2020	18,025,596	(187,213)	(0.01)
		3,441,641	**0.22**

Y-ACC 주식 (EUR) (헤지)

구입 USD 판매 EUR 에 1.16745 05/11/2020	371,402,265	748,053	0.05
구입 GBP 판매 USD 에 0.77363 05/11/2020	53,006,270	117,034	0.01
구입 USD 판매 AUD 에 0.71273 05/11/2020	3,547,727	49,065	0.00
구입 USD 판매 GBP 에 1.30625 05/11/2020	3,512,786	29,230	0.00
구입 USD 판매 JPY 에 0.00958 04/12/2020	23,376,930	26,320	0.00
구입 USD 판매 AUD 에 0.71801 05/11/2020	1,221,967	26,071	0.00
구입 USD 판매 AUD 에 0.70470 04/12/2020	5,386,137	12,177	0.00
구입 SEK 판매 USD 에 8.91202 05/11/2020	4,222,748	10,975	0.00
구입 USD 판매 AUD 에 0.72070 05/11/2020	329,781	8,301	0.00
구입 USD 판매 DKK 에 0.15745 05/11/2020	974,790	5,796	0.00
구입 USD 판매 CAD 에 0.76265 05/11/2020	281,092	4,366	0.00
구입 USD 판매 SEK 에 0.11357 05/11/2020	443,913	4,213	0.00
구입 USD 판매 AUD 에 0.71914 05/11/2020	156,982	3,602	0.00
구입 USD 판매 NZD 에 0.66327 05/11/2020	868,874	1,400	0.00
구입 USD 판매 DKK 에 0.15867 05/11/2020	99,673	1,370	0.00
구입 CAD 판매 USD 에 1.33213 05/11/2020	3,276,477	1,331	0.00
구입 USD 판매 DKK 에 0.15674 04/12/2020	1,092,053	831	0.00
구입 USD 판매 NZD 에 0.66457 05/11/2020	182,503	653	0.00
구입 USD 판매 NZD 에 0.66238 04/12/2020	1,987,786	487	0.00
구입 USD 판매 GBP 에 1.29511 05/11/2020	1,426,438	(389)	(0.00)
구입 NZD 판매 USD 에 1.50973 05/11/2020	1,945,184	(498)	(0.00)
구입 DKK 판매 USD 에 6.38392 05/11/2020	1,075,295	(832)	(0.00)
구입 USD 판매 CAD 에 0.75072 04/12/2020	3,342,051	(1,485)	(0.00)
구입 USD 판매 GBP 에 1.29183 05/11/2020	1,430,454	(4,017)	(0.00)
구입 USD 판매 NZD 에 0.65782 05/11/2020	893,310	(5,905)	(0.00)
구입 USD 판매 SEK 에 0.11224 04/12/2020	4,306,765	(11,223)	(0.00)
구입 AUD 판매 USD 에 1.41924 05/11/2020	5,268,365	(11,909)	(0.00)
구입 USD 판매 JPY 에 0.00950 05/11/2020	1,865,851	(13,206)	(0.00)
구입 USD 판매 CAD 에 0.74646 05/11/2020	2,996,715	(18,033)	(0.00)
구입 JPY 판매 USD 에 104.44370 05/11/2020	23,016,078	(26,169)	(0.00)
구입 EUR 판매 USD 에 0.85126 05/11/2020	4,203,510	(34,427)	(0.00)
구입 USD 판매 SEK 에 0.11106 05/11/2020	3,789,811	(48,454)	(0.00)
구입 EUR 판매 USD 에 0.85344 05/11/2020	10,335,043	(58,499)	(0.00)
구입 USD 판매 GBP 에 1.29282 04/12/2020	52,668,465	(117,230)	(0.01)
구입 EUR 판매 USD 에 0.84699 05/11/2020	8,971,893	(118,172)	(0.01)
구입 USD 판매 JPY 에 0.00946 05/11/2020	21,124,057	(219,394)	(0.01)
구입 EUR 판매 USD 에 0.84663 05/11/2020	23,296,406	(316,530)	(0.02)
구입 USD 판매 GBP 에 1.28163 05/11/2020	46,753,627	(499,380)	(0.03)
구입 EUR 판매 USD 에 0.85602 04/12/2020	370,359,035	(742,917)	(0.05)
구입 EUR 판매 USD 에 0.85249 05/11/2020	327,335,267	(2,212,226)	(0.14)
		(3,409,620)	**(0.22)**

선물

	CCY	기본 노출	미실현 이익 / (손실) USD	% 순자산
Canadian 10 Year Bond Future 18/12/2020	CAD	(3,185,797)	4,232	0.00
호주 10 년 Bond Future 15/12/2020	AUD	(410,677)	(3,238)	(0.00)
Long Gilt Bond Future 29/12/2020	GBP	(2,487,549)	(4,370)	(0.00)
Japan 10 Year Bond Future 14/12/2020	JPY	(4,731,257,019)	(17,988)	(0.00)
Euro-Bund Bond Future 08/12/2020	EUR	(10,818,905)	(136,748)	(0.01)
미국 10 년 Ultra Bond Future 21/12/2020	USD	26,243,232	(260,687)	(0.02)
Euro Buxl 30 Year Bond Future 08/12/2020	EUR	(23,277,103)	(268,967)	(0.02)
			(687,766)	**(0.04)**

금리 스왑

	CCY	기본 노출	미실현 이익 / (손실) USD	% 순자산
Receive fixed 1.0872% pay float. (6m AUD BB) 27/03/2030	AUD	38,684,617	909,561	0.06
Receive fixed 0.4123% pay float. (6m CHF LIBOR) 04/06/2028	CHF	7,333,577	558,145	0.04
Receive fixed 0.2985% pay float. (6m CHF LIBOR) 31/07/2027	CHF	8,671,954	542,498	0.03
Receive fixed 0.9117% pay float. (6m AUD BB) 01/05/2030	AUD	28,050,931	327,218	0.02
Receive fixed 0.5323% pay float. (6m CHF LIBOR) 12/11/2028	CHF	3,208,440	286,340	0.02
Receive fixed 0.1818% pay float. (6m CHF LIBOR) 04/09/2027	CHF	3,529,284	190,816	0.01
Receive fixed 0.8077% pay float. (6m AUD BB) 17/07/2030	AUD	45,743,185	166,616	0.01
Receive fixed 0.4098% pay float. (6m CHF LIBOR) 04/04/2028	CHF	2,016,734	151,399	0.01
Receive fixed 0.3598% pay float. (3m STIBOR) 26/05/2030	SEK	73,610,776	68,704	0.00
Pay fixed -0.008% receive float. (6m JPY LIBOR) 26/05/2030	JPY	740,141,230	36,903	0.00
Pay fixed 0.5103% receive float. (3m NZ) 13/10/2030	NZD	28,142,601	9,880	0.00
Receive fixed -0.34% pay float. (6m CHF LIBOR) 10/08/2030	CHF	825,027	2,915	0.00
Receive fixed 0.2778% pay float. (3m STIBOR) 10/08/2030	SEK	14,392,144	(901)	(0.00)
Receive fixed 0.7477% pay float. (6m AUD BB) 07/08/2030	AUD	3,850,128	(2,912)	(0.00)
Receive fixed 0.7487% pay float. (6m AUD BB) 06/10/2030	AUD	14,850,493	(24,165)	(0.00)
Pay fixed 0.061% receive float. (6m JPY LIBOR) 25/03/2030	JPY	1,749,241,386	(30,685)	(0.00)
Pay fixed -0.2458% receive float. (6m EURIBOR) 10/08/2030	EUR	7,700,256	(32,204)	(0.00)
Pay fixed 1.2025% receive float. (3m NZ) 19/08/2029	NZD	916,697	(41,493)	(0.00)
Pay fixed 0.0952% receive float. (6m JPY LIBOR) 16/12/2029	JPY	974,082,327	(50,559)	(0.00)
Pay fixed -0.2058% receive float. (6m EURIBOR) 09/03/2030	EUR	5,225,173	(56,440)	(0.00)
Pay fixed 0.6443% receive float. (3m NZ) 10/08/2030	NZD	7,150,237	(65,371)	(0.00)
Receive fixed 0.2253% pay float. (3m STIBOR) 16/03/2030	SEK	191,223,013	(75,210)	(0.00)
Receive fixed 0.0085% pay float. (6m JPY LIBOR) 24/06/2029	JPY	3,148,212,815	(88,845)	(0.01)
Pay fixed 0.1553% receive float. (6m CHF LIBOR) 11/06/2029	CHF	3,391,779	(88,947)	(0.01)
Receive fixed 0.9348% pay float. (3m CDOR) 06/08/2030	CAD	6,966,898	(93,460)	(0.01)
Pay fixed 2.415% receive float. (3m NZ) 12/02/2029	NZD	1,100,037	(123,308)	(0.01)
Receive fixed 0.0427% pay float. (6m JPY LIBOR) 13/08/2029	JPY	2,257,824,932	(136,014)	(0.01)
Pay fixed -0.1898% receive float. (6m EURIBOR) 20/07/2030	EUR	14,208,805	(155,001)	(0.01)
Pay fixed 0.1202% receive float. (6m JPY LIBOR) 08/01/2030	JPY	2,129,762,348	(155,503)	(0.01)
Pay fixed -0.1298% receive float. (6m EURIBOR) 25/05/2030	EUR	9,625,319	(178,275)	(0.01)
Pay fixed 1.3628% receive float. (3m NZ) 21/10/2029	NZD	3,941,797	(216,636)	(0.01)
Receive fixed 0.078% pay float. (6m JPY LIBOR) 27/08/2029	JPY	3,132,995,643	(284,555)	(0.02)
Pay fixed 1.193% receive float. (3m NZ) 14/10/2029	NZD	7,883,595	(352,900)	(0.02)
Pay fixed -0.0298% receive float. (6m EURIBOR) 06/04/2030	EUR	13,750,456	(417,233)	(0.03)
Pay fixed 0.1047% receive float. (6m EURIBOR) 24/03/2030	EUR	12,375,411	(563,606)	(0.04)
Pay fixed 0.7323% receive float. (3m NZ) 20/07/2030	NZD	41,251,369	(621,912)	(0.04)
Pay fixed -0.1578% receive float. (6m EURIBOR) 18/05/2030	EUR	43,909,791	(679,668)	(0.04)
Pay fixed 0.0857% receive float. (6m EURIBOR) 08/07/2029	EUR	16,500,548	(712,407)	(0.05)
Pay fixed 0.0317% receive float. (6m EURIBOR) 05/08/2029	EUR	22,734,088	(857,449)	(0.06)
Pay fixed -0.0133% receive float. (6m EURIBOR) 27/04/2030	EUR	31,534,380	(1,015,204)	(0.07)
Pay fixed 0.5237% receive float. (6m EURIBOR) 06/05/2029	EUR	11,834,559	(1,041,482)	(0.07)
Receive fixed 0.97% pay float. (3m CDOR) 16/07/2030	CAD	101,753,377	(1,079,121)	(0.07)
Pay fixed 3.241% receive float. (3m NZ) 11/06/2028	NZD	10,633,686	(1,572,496)	(0.10)
Pay fixed 0.2982% receive float. (6m EURIBOR) 10/06/2029	EUR	33,092,765	(2,151,211)	(0.14)
Pay fixed 2.9% receive float. (3m New Zealand) 08/10/2028	NZD	19,800,657	(2,667,311)	(0.17)
Pay fixed 2.36% receive float. (3m New Zealand) 18/03/2029	NZD	24,842,491	(2,728,887)	(0.18)
			(15,110,376)	**(0.97)**

현재 투자종목 명세서서 2020년 10월 31일

	CCY	기본 노출	미실현 이익 / (손실) USD	% 순자산
하룻밤 지수 스왑				
Receive fixed 0.1098% pay float. (1d SONIA) 17/09/2030	GBP	46,293,203	(469,729)	(0.03)
			(469,729)	(0.03)
기타 자산 및 부채			72,298,540	4.65
순자산			1,553,496,689	100.00

지역별 배분

국가	국가 코드	% 순자산
미국	US	55.89
영국	GB	8.11
독일	DE	7.38
일본	JP	6.44
이탈리아	IT	6.14
프랑스	FR	4.44
아일랜드	IE	3.60
초 국가	SU	1.22
덴마크	DK	1.05
스페인	ES	0.79
스웨덴	SE	0.67
호주	AU	0.27
캐나다	CA	0.20
현금 및 기타 순자산		3.77

현재 투자종목 명세서서 2020년 10월 31일

공인된 주식 또는 공식 증권거래소에서 거래됨

에너지

	국가 코드	CCY	주식 또는 명목	시가(USD)	% 순자산
MPLX 4.875% 01/12/2024	US	USD	5,500,000	6,162,228	0.57
Western Midstream Operating 4.10% 01/02/2025	US	USD	6,000,000	5,662,260	0.52
Leviathan Bond 5.75% 30/06/2023 Reg S	IL	USD	5,350,000	5,487,228	0.51
ONEOK 2.75% 01/09/2024	US	USD	5,037,000	5,109,517	0.47
Cespa Finance 2.25% 13/02/2026 EMTN	ES	EUR	2,800,000	3,404,930	0.31
Eni 2.625% VRN (Perpetual)	IT	EUR	2,540,000	2,935,009	0.27
Enlink Midstream 4.40% 01/04/2024	US	USD	2,700,000	2,454,867	0.23
Denbury	US	USD	104,176	1,707,445	0.16
Petroleos Mexicanos 4.875% 18/01/2024	MX	USD	1,140,000	1,120,335	0.10
				34,043,819	3.14

유틸리티

SP PowerAssets 2.70% 14/09/2022	SG	USD	9,219,000	9,562,534	0.88
CGNPC International 3.125% 11/12/2022	HK	USD	6,000,000	6,230,781	0.57
ReNew Power Synthetic 6.67% 12/03/2024 Reg S	IN	USD	2,500,000	2,621,635	0.24
				18,414,950	1.70

소재

CNAC HK Finbridge 4.125% 14/03/2021	HK	USD	8,350,000	8,430,619	0.78
Crown Americas 4.50% 15/01/2023	US	USD	6,000,000	6,270,000	0.58
DuPont de Nemours 2.169% 01/05/2023	US	USD	5,000,000	5,049,333	0.47
Gold Fields Orogen Hldgs 5.125% 15/05/2024 Reg S	VG	USD	3,000,000	3,282,975	0.30
Blue Cube Spinco 9.75% 15/10/2023	US	USD	718,000	740,459	0.07
				23,773,386	2.19

산업재

United Parcel Service 2.20% 01/09/2024	US	USD	10,000,000	10,598,901	0.98
Mitsubishi 2.50% 09/07/2024 EMTN	JP	USD	8,200,000	8,650,406	0.80
Yunda Holdings 2.25% 19/08/2025 Reg S	VG	USD	7,231,000	7,188,261	0.66
Heathrow Funding 5.225% 15/02/2023 Reg S	GB	GBP	4,725,000	6,550,111	0.60
Boeing 4.875% 01/05/2025	US	USD	6,000,000	6,530,548	0.60
Ashtead Capital 4.125% 15/08/2025 144A	US	USD	6,000,000	6,177,420	0.57
Orano 3.125% 20/03/2023 EMTN	FR	EUR	5,100,000	6,087,090	0.56
PSA International 3.875% 11/02/2021 GMTN	SG	USD	6,014,000	6,068,547	0.56
AA Bond 4.875% 31/07/2024 EMTN	GB	GBP	4,000,000	5,236,033	0.48
ST Engineering Rhq 1.50% 29/04/2025 EMTN	GB	USD	4,525,000	4,607,511	0.42
RAC Bond 4.565% 06/05/2023 EMTN	GB	GBP	2,400,000	3,175,179	0.29
GLP China Holdings 4.974% 26/02/2024 EMTN	HK	USD	2,500,000	2,645,969	0.24
Per l'Italia 1.875% 04/11/2025 EMTN	IT	EUR	1,571,000	1,810,942	0.17
General Dynamics 3.25% 01/04/2025	US	USD	1,572,000	1,732,899	0.16
Ryanair 2.875% 15/09/2025 EMTN	IE	EUR	1,230,000	1,431,878	0.13
Paprec Holding 3.50% FRN 31/03/2025 Reg S	FR	EUR	1,300,000	1,407,213	0.13
Airbus 1.625% 07/04/2025	NL	EUR	957,000	1,185,609	0.11
				81,084,517	7.47

정보 기술

Semiconductor Manu. Intl. 2.693% 27/02/2025	KY	USD	2,000,000	1,975,604	0.18
				1,975,604	0.18

소비재

Alibaba Group Holding 3.60% 28/11/2024	KY	USD	10,000,000	10,951,435	1.01
RCI Banque 0.75% 10/04/2023 EMTN	FR	EUR	9,288,000	10,818,009	1.00
Fiat Chrysler Automobiles 3.375% 07/07/2023 Reg S	NL	EUR	8,310,000	10,159,593	0.94
Ford Motor 9.00% 22/04/2025	US	USD	7,710,000	9,093,290	0.84
Lennar 4.875% 15/12/2023	US	USD	7,700,000	8,350,650	0.77
General Motors Financial 3.50% 07/11/2024	US	USD	6,150,000	6,516,651	0.60
Faurecia 2.625% 15/06/2025 Reg S	FR	EUR	5,347,000	6,252,621	0.58
VF 2.05% 23/04/2022	US	USD	6,000,000	6,141,707	0.57
Daimler Int'l Fin. 1.50% 18/08/2021 EMTN	NL	GBP	4,600,000	6,003,322	0.55
General Motors Financial 2.20% 01/04/2024 EMTN	US	EUR	4,700,000	5,666,110	0.52
Volkswagen Int'l Finance 3.50% VRN (Perpetual)	NL	EUR	4,800,000	5,652,742	0.52
JD.com 3.125% 29/04/2021	KY	USD	4,900,000	4,947,535	0.46
Hilton Domestic Operating 4.25% 01/09/2024	US	USD	4,350,000	4,341,931	0.40
Volkswagen Fin. Services 2.50% 06/04/2023 EMTN	DE	EUR	2,236,000	2,755,359	0.25
Studio City Finance 7.25% 11/02/2024 Reg S	VG	USD	2,175,000	2,241,566	0.21
Ford Motor 8.50% 21/04/2023	US	USD	2,000,000	2,216,790	0.20
Meituan 2.125% 28/10/2025 Reg S	KY	USD	1,650,000	1,653,529	0.15
				103,762,840	9.56

소비재

General Mills 0.45% 15/01/2026	US	EUR	5,008,000	5,957,126	0.55
Campbell Soup 3.65% 15/03/2023	US	USD	1,858,000	1,989,610	0.18
Casino Guichard 4.561% 25/01/2023 EMTN	FR	EUR	1,400,000	1,545,338	0.14
Highbury Finance 7.017% 20/03/2023	NL	GBP	941,530	1,338,585	0.12
MARB Bond 6.875% 19/01/2025 Reg S	GB	USD	1,100,000	1,138,280	0.10
Iceland Bondco 6.75% 15/07/2024 Reg S	GB	GBP	800,000	1,049,195	0.10
MARB BondCo 7.00% 15/03/2024 Reg S	GB	USD	600,000	616,206	0.06
				13,634,340	1.26

건강

UnitedHealth Group 3.50% 15/02/2024	US	USD	7,150,000	7,820,603	0.72
Teva Pharmaceutical Fin. 6.00% 15/04/2024	NL	USD	5,000,000	5,040,000	0.46
Shire Acquisitions Investments 2.875% 23/09/2023	IE	USD	4,000,000	4,243,828	0.39
AbbVie 1.375% 17/05/2024	US	EUR	3,100,000	3,773,901	0.35
HCA 4.75% 01/05/2023	US	USD	3,000,000	3,274,757	0.30
Yestar International Holdings 6.90% 15/09/2021	KY	USD	1,000,000	392,563	0.04
				24,545,652	2.26

금융

Mitsubishi UFJ Financial Group 3.761% 26/07/2023	JP	USD	11,000,000	11,921,103	1.10
Danske Bank 1.375% VRN 24/05/2023	DK	EUR	10,000,000	11,870,345	1.09
Westpac Banking 2.35% 19/02/2025	AU	USD	11,000,000	11,722,899	1.08
Mizuho Financial Group 0.118% 06/09/2024 EMTN	JP	EUR	10,000,000	11,652,050	1.07
Roadster Finance DAC 1.625% 09/12/2024 EMTN	IE	EUR	9,695,000	11,249,821	1.04
NatWest Markets 1.00% 28/05/2024 EMTN	GB	EUR	9,025,000	10,754,624	0.99
Ally Financial 3.875% 21/05/2024	US	USD	9,950,000	10,708,321	0.99
Tokyo Metro 0.75% 16/07/2025 144A	JP	USD	10,432,000	10,408,339	0.96
Wendel 2.75% 02/10/2024	FR	EUR	8,100,000	10,366,014	0.96
JAB Holdings 1.25% 22/05/2024	NL	EUR	8,500,000	10,274,769	0.95
Raiffeisen Bank Intl. 0.25% 22/01/2025 EMTN	AT	EUR	7,800,000	9,183,171	0.85
Nationwide Building Society 1.00% 24/01/2023	GB	GBP	6,050,000	7,914,132	0.73
Capital One Financial 0.80% 12/06/2024	US	EUR	6,500,000	7,621,511	0.70
CaixaBank 1.125% 17/05/2024 EMTN	ES	EUR	6,000,000	7,235,354	0.67
Sumitomo Mitsui Banking 2.44% 18/06/2024 EMTN	JP	USD	6,650,000	7,075,733	0.65
Barclays 1.875% 08/12/2023 EMTN	GB	EUR	5,480,000	6,696,815	0.62
DNB Bank 1.625% 15/12/2023 EMTN	NO	GBP	4,893,000	6,562,663	0.60
Landsbankinn HF 1.00% 30/05/2023 EMTN	IS	EUR	5,500,000	6,500,496	0.60
Bank of America 0.189% FRN 25/04/2024 EMTN	US	EUR	5,500,000	6,432,656	0.59
ICBCIL Finance 3.75% 05/03/2024 EMTN	HK	USD	6,000,000	6,392,671	0.59
NongHyup Bank 2.875% 17/07/2022 Reg S	KR	USD	6,100,000	6,330,037	0.58
Berkshire Hathaway 0.00% 12/03/2025	US	EUR	5,139,000	6,006,870	0.55
Wells Fargo & Co 0.50% 26/04/2024 EMTN	US	EUR	4,950,000	5,805,198	0.53
Banco BTG Pactual 4.50% 10/01/2025 Reg S	BR	USD	5,600,000	5,698,000	0.53
Shinhan Card 1.375% 19/10/2025 Reg S	KR	USD	5,500,000	5,502,356	0.51
Phoenix Group Holdings 5.75% 07/07/2021	KY	GBP	4,095,000	5,479,753	0.50
Bank of China 5.00% 13/11/2024 Reg S	CN	USD	4,550,000	5,052,709	0.47
Toyota Motor Credit 2.90% 30/03/2023 MTN	US	USD	4,615,000	4,895,226	0.45
Vivion Investments 3.00% 08/08/2024	LU	EUR	4,700,000	4,874,554	0.45
First Horizon 3.55% 26/05/2023	US	USD	4,600,000	4,846,442	0.45
Caixa Geral de Depositos 1.25% 25/11/2024 EMTN	PT	EUR	4,000,000	4,690,981	0.43
Asahi Mutual Life Insurance 7.25% VRN (Perpetual)	JP	USD	4,200,000	4,415,228	0.41
Landsbankinn HF 0.50% 20/05/2024 EMTN	IS	EUR	3,664,000	4,248,125	0.39
HSBC Holdings 2.175% VRN 27/06/2023	GB	GBP	3,100,000	4,087,189	0.38
CIT Group 4.125% 09/03/2021	US	USD	4,000,000	4,034,100	0.37
Phoenix Group Holdings 4.125% 20/07/2022 EMTN	GB	GBP	2,672,000	3,590,283	0.33
Lloyds Bank 7.625% 22/04/2025 EMTN	GB	GBP	2,173,000	3,565,146	0.33
Morgan Stanley 0.637% VRN 26/07/2024 EMTN	US	EUR	3,000,000	3,547,207	0.33
Virgin Money Holdings 8.75% VRN (Perpetual)	GB	GBP	2,500,000	3,263,051	0.30
Investec Bank 9.625% 17/02/2022 EMTN	GB	GBP	2,200,000	3,102,003	0.29
Danske Bank 0.50% VRN 27/08/2025	DK	EUR	2,577,000	3,000,418	0.28
Goldman Sachs Group 3.375% 27/03/2025	US	EUR	2,109,000	2,784,097	0.26
Yapi ve Kredi Bankasi 8.25% 15/10/2024 Reg S	TR	USD	2,600,000	2,653,544	0.24
Barclays 6.625% 30/03/2022 EMTN	GB	EUR	2,000,000	2,534,953	0.23
Bank of Ireland Group 7.50% VRN (Perpetual) Reg S	IE	EUR	2,000,000	2,461,168	0.23
UniCredit 9.25% VRN (Perpetual)	IT	EUR	1,826,000	2,287,594	0.21
Upjohn Finance 0.816% 23/06/2022 Reg S	NL	EUR	1,919,000	2,265,522	0.21
Credit Suisse Group 7.125% VRN (Perpetual)	CH	USD	2,000,000	2,078,480	0.19
Banco Comercial Portugues 9.25% VRN (Perpetual)	PT	EUR	1,600,000	1,618,612	0.15
Fortune Star 6.75% 02/07/2023	VG	USD	1,500,000	1,553,320	0.14
Bank of East Asia 5.50% VRN (Perpetual) EMTN	HK	USD	1,500,000	1,499,623	0.14
Tuspark Forward 6.95% 18/06/2022	VG	USD	3,300,000	1,476,701	0.14
Radian Group 6.625% 15/03/2025	US	USD	1,000,000	1,088,755	0.10
				302,880,732	27.91

부동산

Digital Dutch Finco 0.625% 15/07/2025	NL	EUR	5,300,000	6,298,433	0.58
RKPF Overseas 2019 A 6.70% 30/09/2024	VG	USD	3,900,000	4,037,726	0.37
MPT Operating Partnership 2.55% 05/12/2023	US	GBP	3,095,000	4,018,222	0.37
ADLER Real Estate 2.125% 06/02/2024	DE	EUR	3,000,000	3,419,099	0.32
Sunac China Holdings 7.50% 01/02/2024	KY	USD	3,400,000	3,408,742	0.31
Yango Justice 7.50% 15/04/2024 Reg S	HK	USD	2,550,000	2,556,274	0.24
Seazen Group 6.45% 11/06/2022	KY	USD	2,403,000	2,449,450	0.23
Sunac China Holdings 6.50% 09/07/2023	KY	USD	2,406,000	2,363,860	0.22
China Aoyuan Group 7.95% 07/09/2021	KY	USD	2,100,000	2,147,254	0.20
Ronshine China Holdings 10.50% 01/03/2022	KY	USD	1,950,000	2,042,609	0.19
Yango Justice International 9.50% 03/04/2021	HK	USD	2,000,000	2,033,745	0.19
Easy Tactic 8.125% 27/02/2023	VG	USD	2,100,000	1,847,951	0.17
Yuzhou Properties 7.70% 20/02/2025	KY	USD	1,475,000	1,472,196	0.14
Intu Metrocentre Finance 4.125% 06/12/2023	GB	GBP	2,100,000	1,342,072	0.12
Delamare Finance 5.5457% 19/02/2029	GB	GBP	770,763	1,149,277	0.11
				40,586,910	3.74

별첨 재무제표에 대한 주석은 본 재무제표의 중요한 일부입니다. 투자종목 명세서 및 지역별 배분의 순자산 비율은 반올림되었습니다.

현재 투자종목 명세서서 2020년 10월 31일

	국가 코드	CCY	주식 또는 명목	시가(USD)	% 순자산
정부					
Qatar 4.50% 20/01/2022 144A	QA	USD	4,400,000	4,606,602	0.42
US Treasury 0.250% 15/04/2023	US	USD	3,010,000	3,015,879	0.28
				7,622,481	0.70
커뮤니케이션 서비스					
Disney 1.75% 13/01/2026	US	USD	6,579,000	6,851,487	0.63
SoftBank Group 4.00% 20/04/2023	JP	EUR	5,000,000	5,989,522	0.55
Bharti Airtel Int'l 3.375% 20/05/2021 Reg S	NL	EUR	4,000,000	4,726,934	0.44
RCS & RDS 2.50% 05/02/2025 Reg S	RO	EUR	4,000,000	4,456,899	0.41
Dr Peng Holding HongKong 7.55% 01/12/2021	HK	USD	564,250	390,743	0.04
				22,415,585	2.07
증권 자격 취득 또는 기타 통제 된 시장 에서 죽음을 맞게					
에너지					
Cheniere Corpus Christi Holdings 7.00% 30/06/2024	US	USD	3,800,000	4,350,641	0.40
Tengizchevroil Finance 2.625% 15/08/2025 Reg S	BM	USD	4,250,000	4,271,781	0.39
Marathon Petroleum 4.75% 15/12/2023	US	USD	3,500,000	3,847,808	0.35
Hilcorp Finance 5.00% 01/12/2024 144A	US	USD	3,000,000	2,785,935	0.26
Targa Resources Partners 5.125% 01/02/2025	US	USD	2,000,000	2,011,230	0.19
Neptune Energy Bondco 6.625% 15/05/2025 144A	GB	USD	2,119,000	1,849,251	0.17
Transocean Proteus 6.25% 01/12/2024 144A	KY	USD	1,543,750	1,366,219	0.13
Odebrecht Drilling Norbe 6.35% 01/12/2021 Reg S	KY	USD	625,368	581,598	0.05
				21,064,463	1.94
유틸리티					
Vistra Operations 3.55% 15/07/2024 144A	US	USD	8,353,000	8,905,580	0.82
Korea Hydro&Nuclear Power 4.75% 13/07/2021 Reg S	KR	USD	6,000,000	6,173,252	0.57
ContourGlobal Power Hlgs 3.375% 01/08/2023 Reg S	LU	EUR	3,700,000	4,303,171	0.40
PG&E 3.15% 01/01/2026	US	USD	4,000,000	4,101,727	0.38
Drax Finco 2.625% 01/11/2025	GB	EUR	1,196,000	1,401,763	0.13
				24,885,493	2.29
소재					
FMG Resources August 5.125% 15/05/2024 Reg S	AU	USD	6,470,000	6,935,031	0.64
Methanex 4.25% 01/12/2024	CA	USD	5,025,000	5,053,894	0.47
Berry Global 1.00% 15/01/2025 Reg S	US	EUR	3,000,000	3,360,139	0.31
Syngenta Finance 4.441% 24/04/2023 Reg S	NL	USD	1,500,000	1,586,868	0.15
				16,935,932	1.56
산업재					
L3Harris Tech 3.85% 15/06/2023	US	USD	7,250,000	7,833,535	0.72
Autostrade per l'Italia 1.625% 12/06/2023 MTN	IT	EUR	5,140,000	5,943,444	0.55
Global Ship Lease 9.875% 15/11/2022 144A	MH	USD	5,565,000	5,656,739	0.52
Delta Air lines 4.50% 20/10/2025 144A	SU	USD	4,792,639	4,856,322	0.45
Prime Security Services 5.25% 15/04/2024 144A	US	USD	3,000,000	3,141,960	0.29
Stena International 3.75% 01/02/2025 Reg S	LU	EUR	2,858,000	3,116,478	0.29
Western Power Distribution 5.375% 01/05/2021 144A	GB	USD	2,756,000	2,786,785	0.26
TransDigm 8.00% 15/12/2025 144A	US	USD	2,000,000	2,167,600	0.20
Stena International 6.125% 01/02/2025 144A	LU	USD	1,643,000	1,548,528	0.14
Autostrade per l'Italia 4.375% 16/09/2025 EMTN	IT	EUR	1,000,000	1,307,753	0.12
Spirit Aerosystems 7.50% 15/04/2025 Reg S	US	USD	1,069,000	1,079,017	0.10
XPO Logistics 6.25% 01/05/2025 144A	US	USD	963,000	1,025,301	0.09
LBC Tank Terminals 6.875% 15/05/2023 144A	NL	USD	800,000	800,500	0.07
				41,263,962	3.80
정보 기술					
Microchip Tech 2.67% 01/09/2023 144A	US	USD	9,479,000	9,842,836	0.91
Dell International 4.00% 15/07/2024 144A	US	USD	8,500,000	9,225,133	0.85
IHS Netherlands 7.125% 18/03/2025 Reg S	NL	USD	8,750,000	8,881,250	0.82
Adevinta 2.625% 15/11/2025 Reg S	NO	EUR	5,760,000	6,709,010	0.62
CommScope 5.50% 01/03/2024 144A	US	USD	4,000,000	4,094,540	0.38
ams 6.00% 31/07/2025 Reg S	AT	EUR	1,970,000	2,392,692	0.22
Hurricane Finance 8.00% 15/10/2025 Reg S	GB	GBP	1,200,000	1,618,276	0.15
Nexi 1.75% 31/10/2024	IT	EUR	1,300,000	1,513,429	0.14
NXP (B) 2.70% 01/05/2025 144A	SU	USD	1,150,000	1,222,977	0.11
PLT VII Finance 4.625% 05/01/2026 Reg S	LU	EUR	970,000	1,135,749	0.10
Twitter 0.25% 15/06/2024	US	USD	800,000	883,527	0.08
Hurricane Finance 8.00% 15/10/2025	GB	GBP	430,000	568,223	0.05
				48,087,642	4.43
소비재					
SES SA 3.60% 04/04/2023 144A	LU	USD	6,000,000	6,186,574	0.57
Intercontinental Hotel Grp. 1.625% 08/10/2024 EMTN	GB	EUR	5,000,000	5,816,250	0.54
Wynn Resorts Capital 7.75% 15/04/2025 144A	US	USD	3,441,000	3,624,887	0.33
Ross Stores 4.60% 15/04/2025	US	USD	3,000,000	3,466,784	0.32
Charter Communications 4.908% 23/07/2025	US	USD	3,000,000	3,457,942	0.32
Macy's 8.375% 15/06/2025 144A	US	USD	2,482,000	2,595,030	0.24
Nordstrom 8.75% 15/05/2025 144A	US	USD	2,256,000	2,462,656	0.23
Sands China 3.80% 08/01/2026 Reg S	KY	USD	2,300,000	2,361,732	0.22
ZF North America Capital 4.75% 29/04/2025 Reg S	US	USD	2,250,000	2,326,950	0.21
ZF North America Capital 4.50% 29/04/2022 144A	US	USD	2,000,000	2,061,480	0.19
L Brands 6.875% 01/07/2025 144A	US	USD	1,750,000	1,879,518	0.17
Sally Capital 8.75% 30/04/2025 144A	US	USD	1,673,000	1,842,391	0.17
Dave & Busters 7.625% 01/11/2025 144A	US	USD	1,803,000	1,773,701	0.16
Wyndham Hotels & Resorts 5.375% 15/04/2026 144A	US	USD	1,626,000	1,658,520	0.15
Yum! Brands 7.75% 01/04/2025 144A	US	USD	1,360,000	1,497,428	0.14
Comcast 3.10% 01/04/2025	US	USD	1,173,000	1,288,914	0.12
MGM China Holdings 5.375% 15/05/2024 Reg S	KY	USD	1,250,000	1,252,881	0.12
Booking Holdings 4.10% 13/04/2025	US	USD	989,000	1,108,386	0.10
Cirsa Finance Int'l 6.25% 20/12/2023 Reg S	LU	EUR	1,000,000	1,037,319	0.10
Radiate Holco 4.50% 15/09/2026 144A	US	USD	873,000	879,329	0.08
				48,578,672	4.48
소비재					
Del Mont Foods 11.875% 15/05/2025 144A	US	USD	1,748,000	1,867,083	0.17
Rite Aid 7.50% 01/07/2025 144A	US	USD	1,100,000	1,100,798	0.10
Coty 4.00% 15/04/2023 Reg S	US	EUR	1,100,000	1,049,901	0.10
Fresh Market 9.75% 01/05/2023 144A	US	USD	1,000,000	958,755	0.09
				4,976,537	0.46
건강					
Bristol-Myers Squibb 2.90% 26/07/2024	US	USD	6,000,000	6,493,886	0.60
Mylan 4.20% 29/11/2023	US	USD	4,500,000	4,933,327	0.45
Centene 4.75% 15/01/2025	US	USD	4,630,000	4,763,113	0.44
Cigna 0.896% FRN 17/09/2021	US	USD	4,000,000	4,000,800	0.37
Takeda Pharmaceutical 4.40% 26/11/2023	JP	USD	3,500,000	3,885,991	0.36
Nidda Healthcare Holding 3.50% 30/09/2024 Reg S	DE	EUR	2,500,000	2,847,062	0.26
Bausch Health 9.00% 15/12/2025 144A	CA	USD	1,000,000	1,095,200	0.10
				28,019,379	2.58
금융					
New York Life Gl Funding 2.00% 22/01/2025 144A	US	USD	12,000,000	12,603,788	1.16
GE Capital 3.45% 15/05/2025 Reg S	US	USD	11,500,000	12,296,839	1.13
Lincoln Financing 3.625% 01/04/2024 Reg S	LU	EUR	7,939,000	8,833,112	0.81
UniCredit 0.50% 09/04/2025 EMTN	IT	EUR	7,600,000	8,823,508	0.81
Bavarian Sky 0.674% FRN 20/04/2028	GB	GBP	4,783,000	6,202,606	0.57
Temasek Financial I 2.375% 23/01/2023 Reg S	SG	USD	5,500,000	5,736,225	0.53
Wells Fargo Bank 3.55% 14/08/2023	US	USD	5,200,000	5,627,476	0.52
Danske Bank 3.001% VRN 20/09/2022 144A	DK	USD	5,062,000	5,151,872	0.47
Income Cont. Student 1.325% FRN 24/07/2056	GB	GBP	3,312,196	4,253,313	0.39
Commerzbank 8.125% 19/09/2023 Reg S	DE	USD	3,700,000	4,249,486	0.39
UniCredit 6.572% 14/01/2022 144A	IT	USD	4,000,000	4,231,783	0.39
Together Asset Backed Secu. 1.50% FRN 15/12/2061	GB	GBP	2,979,773	3,873,500	0.36
Banca Monte 2.625% 28/04/2025 EMTN	IT	EUR	3,054,000	3,498,301	0.32
Intesa Sanpaolo 5.017% 26/06/2024 144A	IT	USD	3,250,000	3,431,845	0.32
Credicorp 2.75% 17/06/2025 Reg S	BM	USD	3,175,000	3,263,106	0.30
Park Aerospace Holdings 5.25% 15/08/2022 144A	KY	USD	2,575,000	2,653,255	0.24
Navient 6.125% 25/03/2024 MTN	US	USD	2,203,000	2,237,400	0.21
Banco Santander Mexico 5.375% 17/04/2025 Reg S	MX	USD	1,975,000	2,214,498	0.20
Intesa Sanpaolo 7.70% VRN (Perpetual)	IT	USD	2,000,000	2,110,855	0.19
Taurus 0.90% FRN 02/02/2031	IE	EUR	1,658,037	1,942,946	0.18
Garfunkelux Holdco 3 6.75% 01/11/2025 Reg S	LU	EUR	1,562,000	1,791,590	0.17
Caixa Geral de Depositos 10.75% VRN (Perpetual)	PT	EUR	1,200,000	1,501,167	0.14
Newday Bondco 7.375% 01/02/2024 Reg S	GB	GBP	1,000,000	1,165,832	0.11
Global Aircraft Leasing 6.50% 15/09/2024 144A	KY	USD	978,220	657,853	0.06
UniCredit 6.625% VRN (Perpetual)	IT	EUR	224,000	260,367	0.02
Consumer Loan Underlying Bond 2.94% 15/07/2026	US	USD	247,329	249,527	0.02
				108,862,050	10.03
부동산					
Blackstone Property Partners 2.20% 24/07/2025 EMTN	LU	EUR	5,250,000	6,456,224	0.59
VICI Properties 3.50% 15/02/2025 144A	US	USD	4,167,000	4,190,231	0.39
Yuzhou Properties 8.375% 30/10/2024	KY	USD	2,150,000	2,232,973	0.21
MGM Growth 4.625% 15/06/2025 144A	US	USD	711,000	724,836	0.07
				13,604,264	1.25
정부					
Bermuda 4.854% 06/02/2024 Reg S	BM	USD	6,000,000	6,659,430	0.61
Dominican Republic Bond 5.875% 18/04/2024 Reg S	DO	USD	5,017,000	5,305,528	0.49
Bermuda 4.138% 03/01/2023 144A	BM	USD	2,425,000	2,579,363	0.24
				14,544,321	1.34
커뮤니케이션 서비스					
Sprint Spectrum 4.738% 20/03/2025 144A	US	USD	3,800,000	4,145,211	0.38
Telecom Italia 4.00% 11/04/2024 EMTN	IT	EUR	3,000,000	3,741,226	0.34
Netflix 5.875% 15/02/2025	US	USD	3,000,000	3,399,375	0.31
Kenbourne Invest 6.875% 26/11/2024 Reg S	LU	USD	3,000,000	3,138,750	0.29
Comunicaciones Celulares 6.875% 06/02/2024 Reg S	KY	USD	1,000,000	1,025,105	0.09
				15,449,667	1.42

현재 투자종목 명세서서 2020년 10월 31일

	국가 코드	CCY	주식 또는 명목	시가(USD)	% 순자산
목록에 없음					
에너지					
Mesquite Energy 7.25% (Perpetual) (Defaulted)	US	USD	700,000	7,000	0.00
				7,000	0.00
소비재					
MYT Holding LLC (Pref'd)	US	USD	106,866	103,126	0.01
				103,126	0.01
금융					
Stoneway Cap. 10.00% 01/03/2027 Reg S (Defaulted)	CA	USD	998,052	351,813	0.03
				351,813	0.03
커뮤니케이션 서비스					
Intelsat Jackson 8.00% 15/02/2024 144A (Defaulted)	LU	USD	2,710,000	2,756,314	0.25
				2,756,314	0.25
단주				6	0.00
총 투자 (비용 USD 1,046,926,911)				1,064,231,457	98.07

신용 디폴트 스왑 (Credit Default Swap)

	CCY	기본 노출	미실현 이익 / (손실) USD	% 순자산
매도 보호 CDX NA IG S35 5 년 20/12/202	USD	6,000,000	103,167	0.01
매도 보호 Stena 7% 20/12/2024	EUR	427,000	(41,640)	(0.00)
			61,527	0.01

선물환 계약

	기본 노출 USD	미실현 이익 / (손실) USD	% 순자산
구입 USD 판매 EUR 에 1.18591 12/11/2020	431,818,180	7,644,118	0.70
구입 USD 판매 GBP 에 1.31668 12/11/2020	89,218,714	1,457,019	0.13
구입 JPY 판매 USD 에 105.32110 12/11/2020	12,185,441	89,384	0.01
구입 USD 판매 EUR 에 1.17982 12/11/2020	3,552,942	44,339	0.00
구입 USD 판매 EUR 에 1.17604 12/11/2020	4,798,627	44,301	0.00
구입 USD 판매 EUR 에 1.18276 12/11/2020	1,704,806	25,569	0.00
구입 USD 판매 GBP 에 1.29193 12/11/2020	2,532,746	(7,017)	(0.00)
구입 EUR 판매 USD 에 0.85589 12/11/2020	3,086,839	(8,166)	(0.00)
구입 EUR 판매 USD 에 0.85388 12/11/2020	4,127,037	(20,587)	(0.00)
구입 EUR 판매 USD 에 0.85226 12/11/2020	3,347,551	(23,004)	(0.00)
구입 EUR 판매 USD 에 0.84747 12/11/2020	2,700,965	(33,637)	(0.00)
구입 EUR 판매 USD 에 0.84381 12/11/2020	2,159,252	(36,110)	(0.00)
구입 EUR 판매 USD 에 0.84451 12/11/2020	2,485,457	(39,533)	(0.00)
구입 EUR 판매 USD 에 0.84550 12/11/2020	3,091,669	(45,625)	(0.00)
구입 EUR 판매 USD 에 0.84616 12/11/2020	3,404,789	(47,614)	(0.00)
구입 EUR 판매 USD 에 0.85322 12/11/2020	8,388,197	(48,281)	(0.00)
구입 EUR 판매 USD 에 0.84795 12/11/2020	6,157,230	(73,298)	(0.01)
구입 EUR 판매 USD 에 0.83824 12/11/2020	3,308,136	(76,812)	(0.01)
구입 EUR 판매 USD 에 0.84133 12/11/2020	4,806,678	(94,282)	(0.01)
구입 EUR 판매 USD 에 0.83642 12/11/2020	6,765,776	(171,451)	(0.02)
구입 EUR 판매 USD 에 0.84316 12/11/2020	10,572,191	(184,876)	(0.02)
구입 EUR 판매 USD 에 0.84761 12/11/2020	33,831,429	(415,831)	(0.04)
		7,978,606	0.74

A-ACC 주식 (EUR) (EUR/USD 헤지)

	기본 노출 USD	미실현 이익 / (손실) USD	% 순자산
구입 USD 판매 EUR 에 1.16705 05/11/2020	302,926,347	506,653	0.05
구입 USD 판매 EUR 에 1.16692 05/11/2020	276,427,865	431,206	0.04
구입 USD 판매 EUR 에 1.18473 05/11/2020	11,849,081	199,613	0.02
구입 EUR 판매 USD 에 0.85638 04/12/2020	271,217,873	(428,308)	(0.04)
구입 EUR 판매 USD 에 0.85632 04/12/2020	303,625,400	(502,927)	(0.05)
구입 EUR 판매 USD 에 0.85437 05/11/2020	289,602,326	(1,325,381)	(0.12)
구입 EUR 판매 USD 에 0.85409 05/11/2020	304,416,580	(1,490,233)	(0.14)
		(2,609,377)	(0.24)

A-QINCOME (G) 주식 (EUR) (EUR/USD 헤지)

	기본 노출 USD	미실현 이익 / (손실) USD	% 순자산
구입 USD 판매 EUR 에 1.16720 05/11/2020	64,134,634	115,524	0.01
구입 USD 판매 EUR 에 1.18497 05/11/2020	1,304,564	22,242	0.00
구입 EUR 판매 USD 에 0.85621 04/12/2020	63,512,110	(113,345)	(0.01)
구입 EUR 판매 USD 에 0.85406 05/11/2020	65,763,988	(324,790)	(0.03)
		(300,369)	(0.03)

E-ACC 주식 (EUR) (EUR/USD 헤지)

	기본 노출 USD	미실현 이익 / (손실) USD	% 순자산
구입 USD 판매 EUR 에 1.16700 05/11/2020	111,383,804	181,513	0.02
구입 USD 판매 EUR 에 1.17917 05/11/2020	2,698,258	32,589	0.00
구입 EUR 판매 USD 에 0.85635 04/12/2020	109,985,554	(177,573)	(0.02)
구입 EUR 판매 USD 에 0.85401 05/11/2020	114,654,838	(572,776)	(0.05)
		(536,247)	(0.05)

E-QINCOME (G) 주식 (EUR) (EUR/USD 헤지)

	기본 노출 USD	미실현 이익 / (손실) USD	% 순자산
구입 USD 판매 EUR 에 1.16809 05/11/2020	23,796,729	61,010	0.01
구입 EUR 판매 USD 에 0.85555 04/12/2020	23,555,713	(59,991)	(0.01)
구입 EUR 판매 USD 에 0.85406 05/11/2020	23,914,837	(118,109)	(0.01)
		(117,090)	(0.01)

W-QINCOME Shares (GBP) (GBP / USD 헤지)

	기본 노출 USD	미실현 이익 / (손실) USD	% 순자산
구입 GBP 판매 USD 에 0.78026 05/11/2020	51,137	552	0.00
구입 GBP 판매 USD 에 0.77350 04/12/2020	53,781	120	0.00
구입 GBP 판매 USD 에 0.77102 05/11/2020	1,816	(2)	(0.00)
구입 USD 판매 GBP 에 1.29261 05/11/2020	53,503	(118)	(0.00)
		552	0.00

Y-ACC 주식 (EUR) (EUR/USD 헤지)

	기본 노출 USD	미실현 이익 / (손실) USD	% 순자산
구입 USD 판매 EUR 에 1.16700 05/11/2020	73,049,057	119,042	0.01
구입 USD 판매 EUR 에 1.17301 05/11/2020	5,312,163	36,066	0.00
구입 USD 판매 EUR 에 1.17403 05/11/2020	1,656,192	12,698	0.00
구입 EUR 판매 USD 에 0.85635 04/12/2020	73,593,607	(118,818)	(0.01)
구입 EUR 판매 USD 에 0.85278 05/11/2020	80,534,675	(517,264)	(0.05)
		(468,276)	(0.04)

선물

	CCY	기본 노출	미실현 이익 / (손실) USD	% 순자산
호주 3 년 Bond Future 15/12/2020	AUD	139,301,114	390,170	0.04
US Treasury Note 5 Year Bond Future 31/12/2020	USD	(165,668,458)	300,094	0.03
US Treasury Note 2 Year Bond Future 31/12/2020	USD	21,862,756	2,082	0.00
Euro-Schatz Bond Future 08/12/2020	EUR	(8,209,945)	(18,448)	(0.00)
Euro-Bobl Bond Future 08/12/2020	EUR	(32,201,190)	(66,569)	(0.01)
			607,329	0.06

금리 스왑

	CCY	기본 노출	미실현 이익 / (손실) USD	% 순자산
Receive fixed 2.295% pay float. (7d China) 08/06/2025	CNY	48,541,000	(89,948)	(0.01)
Receive fixed 2.3% pay float. (7d China) 09/06/2025	CNY	132,059,000	(241,215)	(0.02)
			(331,163)	(0.03)

총 수익 스왑

				% 순자산
Receive iBoxx USD Liq. LL pay 3m USD LIBOR 20/12/2020	USD	22,000,000	447,880	0.04
			447,880	0.04
기타 자산 및 부채			16,247,283	1.50
순자산			1,085,212,112	100.00

현재 투자종목 명세서서 2020년 10월 31일

지역별 배분

국가	국가 코드	% 순자산
미국	US	33.76
영국	GB	9.21
네덜란드	NL	5.92
일본	JP	5.90
케이맨 제도	KY	4.74
룩셈부르크	LU	4.16
이탈리아	IT	3.86
프랑스	FR	3.36
홍콩	HK	2.78
버진 아일랜드 (영국령)	VG	1.99
싱가포르	SG	1.97
아일랜드	IE	1.97
덴마크	DK	1.85
호주	AU	1.72
한국	KR	1.66
버뮤다	BM	1.55
노르웨이	NO	1.22
독일	DE	1.22
오스트리아	AT	1.07
아이슬란드	IS	0.99
스페인	ES	0.98
포르투갈	PT	0.72
캐나다	CA	0.60
초 국가	SU	0.56
브라질	BR	0.53
마샬 군도	MH	0.52
이스라엘	IL	0.51
도미니카 공화국	DO	0.49
중국	CN	0.47
카타르	QA	0.42
루마니아	RO	0.41
멕시코	MX	0.31
터키	TR	0.24
인도	IN	0.24
스위스	CH	0.19
현금 및 기타 순자산		1.93

Sustainable Reduced Carbon Bond Fund [4]

현재 투자종목 명세서서 2020년 10월 31일

	국가 코드	CCY	주식 또는 명목	시가(USD)	% 순자산
공인된 주식 또는 공식 증권거래소에서 거래됨					
에너지					
Eni 2.625% VRN (Perpetual)	IT	EUR	300,000	346,655	0.98
TOTAL 3.369% VRN (Perpetual) EMTN	FR	EUR	200,000	251,796	0.71
Repsol Intl. Finance 3.75% VRN (Perpetual)	NL	EUR	200,000	233,971	0.66
Equinor 3.625% 10/09/2028	NO	USD	170,000	196,546	0.55
Shell Int'l Finance 3.75% 12/09/2046	NL	USD	170,000	187,375	0.53
BP Capital Markets 3.625% VRN (Perpetual)	GB	EUR	124,000	148,601	0.42
				1,364,944	3.84
유틸리티					
NGG Finance 5.625% VRN 18/06/2073	GB	GBP	300,000	439,307	1.24
Orsted 6.25% VRN 26/06/3013	DK	EUR	300,000	395,428	1.11
Severn Trent Utilities Finance 6.125% 26/02/2024	GB	GBP	170,000	259,616	0.73
DWR Cymru Financing UK 1.625% 31/03/2026 EMTN	GB	GBP	187,000	244,957	0.69
EDF 4.00% VRN (Perpetual)	FR	EUR	200,000	242,622	0.68
Iberdrola Intl. 2.625% VRN (Perpetual) EMTN	NL	EUR	200,000	242,189	0.68
Tennet Holdings 2.995% VRN (Perpetual)	NL	EUR	200,000	240,802	0.68
Enel 8.75% VRN 24/09/2073	IT	USD	200,000	230,940	0.65
Sempra Energy 3.80% 01/02/2038	US	USD	170,000	190,037	0.54
Innogy Finance 6.25% 03/06/2030 EMTN	NL	GBP	100,000	183,758	0.52
EDF 6.00% VRN (Perpetual) EMTN	FR	GBP	100,000	140,801	0.40
Edison International 5.75% 15/06/2027	US	USD	120,000	136,398	0.38
Severn Trent Utilities Fin. 2.00% 02/06/2040 EMTN	GB	GBP	100,000	136,272	0.38
				3,083,127	8.68
소재					
Givaudan 2.00% 17/09/2030	NL	EUR	300,000	406,957	1.15
Internatinl Flavors & Fragrances 1.80% 25/09/2026	US	EUR	300,000	372,783	1.05
DS Smith 0.875% 12/09/2026 EMTN	GB	EUR	300,000	352,541	0.99
Stora Enso 2.50% 21/03/2028 EMTN	FI	EUR	200,000	257,553	0.73
Linde Finance (B) 0.55% 19/05/2032 EMTN	NL	EUR	200,000	242,248	0.68
Suzano Austria 3.75% 15/01/2031	AT	USD	175,000	180,031	0.51
Akzo Nobel 1.625% 14/04/2030 EMTN	NL	EUR	100,000	130,621	0.37
Arkema 1.50% 20/04/2027 EMTN	FR	EUR	100,000	126,583	0.36
Ball 1.50% 15/03/2027	US	EUR	100,000	114,663	0.32
				2,183,980	6.15
산업재					
Societe Nationale SNCF 0.625% 17/04/2030 EMTN	FR	EUR	400,000	491,554	1.38
MTR 1.625% 19/08/2030 EMTN	HK	USD	500,000	488,644	1.38
Johnson Controls 1.00% 15/09/2032	IE	EUR	301,000	362,046	1.02
Xylem 2.25% 30/01/2031	US	USD	262,000	274,324	0.77
AA Bond 2.75% 31/07/2023 EMTN	GB	GBP	200,000	250,798	0.71
National Express Group 2.375% 20/11/2028	GB	GBP	100,000	127,373	0.36
				1,994,739	5.62
정보 기술					
Edenred 1.375% 18/06/2029	FR	EUR	200,000	247,676	0.70
SAP SE 0.375% 18/05/2029	DE	EUR	200,000	239,616	0.67
International Business Machines 7.00% 30/10/2025	US	USD	123,000	158,916	0.45
Hewlett Pakard Enterprise 6.350% 15/10/2045	US	USD	100,000	128,153	0.36
				774,361	2.18
소비재					
Volkswagen Int'l Finance 4.625% VRN (Perpetual)	NL	EUR	300,000	370,831	1.04
Home Depot 3.30% 15/04/2040	US	USD	300,000	341,575	0.96
VF 2.95% 23/04/2030	US	USD	268,000	291,203	0.82
Chanel Ceres 1.00% 31/07/2031	GB	EUR	220,000	263,921	0.74
InterContinental Hotel Grp. 3.375% 08/10/2028 EMTN	GB	GBP	200,000	260,260	0.73
Alibaba Group Holding 4.20% 06/12/2047	KY	USD	200,000	247,991	0.70
Aptiv 4.35% 15/03/2029	GB	USD	170,000	190,332	0.54
Informa 2.125% 06/10/2025 EMTN	GB	EUR	135,000	158,060	0.45
				2,124,173	5.98
소비재					
Unilever Capital 2.125% 06/09/2029	US	USD	400,000	423,442	1.19
Tesco Corporate Treasury 2.50% 02/05/2025 EMTN	GB	GBP	300,000	412,526	1.16
Barry Callebaut Services 2.375% 24/05/2024	BE	EUR	200,000	249,261	0.70
General Mills 0.45% 15/01/2026	US	EUR	200,000	237,904	0.67
				1,323,133	3.73
건강					
HCA 5.25% 15/06/2026	US	USD	223,000	260,014	0.73
Cigna 4.90% 15/12/2048	US	USD	200,000	257,506	0.73
Philips 1.375% 30/03/2025 EMTN	NL	EUR	200,000	247,416	0.70
Thermo Fisher Scientific 1.50% 01/10/2039 EMTN	US	EUR	200,000	242,315	0.68
Merck KGaA 1.625% VRN 09/09/2080	DE	EUR	200,000	231,800	0.65
				1,239,051	3.49
금융					
UBS Group 3.126% VRN 13/08/2030 144A	CH	USD	400,000	439,638	1.24
ING Groep 2.50% 15/11/2030 EMTN	NL	EUR	300,000	427,685	1.20
Toyota Motor Credit 2.15% 13/02/2030 MTN	US	USD	400,000	420,529	1.18
Lloyds Banking Group 2.25% 16/10/2024 EMTN	GB	GBP	300,000	404,294	1.14
Sumitomo Mitsui Fin. Group 0.934% 11/10/2024 EMTN	JP	EUR	300,000	360,804	1.02
KBC Group 1.625% VRN 18/09/2029 EMTN	BE	EUR	300,000	359,735	1.01
DNB Bank 1.125% VRN 20/03/2028	NO	EUR	300,000	356,739	1.00
Goldman Sachs Group 3.80% 15/03/2030	US	USD	300,000	347,308	0.98
Gesellschaft 1.250% VRN 26/05/2041 Reg S	DE	EUR	300,000	344,097	0.97
Mitsubishi UFJ Financial Group 2.527% 13/09/2023	JP	USD	300,000	315,875	0.89
Argentum Netherlands 5.625% VRN 15/08/2052	NL	USD	250,000	283,140	0.80
Barclays 3.00% 08/05/2026 EMTN	GB	GBP	200,000	274,534	0.77
NN Group 4.625% VRN 13/01/2048 EMTN	NL	EUR	200,000	272,775	0.77
PNC Financial Services Group 2.20% 01/11/2024	US	USD	250,000	264,686	0.75
AXA 3.25% VRN 28/05/2049 EMTN	FR	EUR	200,000	261,621	0.74
Berlin Hyp 1.125% 25/10/2027 EMTN	DE	EUR	200,000	245,498	0.69
Standard Chartered 2.50% VRN 09/09/2030	GB	EUR	200,000	241,764	0.68
Cloverie insurance 5.625% VRN 24/06/2046 EMTN	IE	USD	200,000	233,163	0.66
Banco Santander 4.379% 12/04/2028	ES	USD	200,000	227,588	0.64
Shinhan Bank 4.00% 23/04/2029 Reg S	KR	USD	200,000	220,667	0.62
HSBC Holdings 7.00% 07/04/2038 EMTN	GB	GBP	100,000	189,469	0.53
Sumitomo Mitsui Fin. Group 3.446% 11/01/2027	JP	USD	170,000	189,131	0.53
				6,680,740	18.82
부동산					
Boston Properties 3.40% 21/06/2029	US	USD	330,000	358,216	1.01
Globalworth 2.95% 29/07/2026 EMTN	GB	EUR	300,000	348,026	0.98
Land Securities Capital Mks 1.974% 08/02/2024 EMTN	GB	GBP	220,000	292,823	0.82
Prologis 3.00% 02/06/2026	US	EUR	200,000	271,519	0.76
Unibail-Rodamco-Westfield 2.625% 09/04/2030 EMTN	FR	EUR	200,000	262,051	0.74
CPI Property Group 2.75% 22/01/2028 EMTN	LU	GBP	200,000	255,744	0.72
Vonovia Finance 4.00% VRN (Perpetual)	NL	EUR	200,000	241,289	0.68
				2,029,668	5.72
정부					
US Treasury 0.625% 15/08/2030	US	USD	150,000	146,730	0.41
				146,730	0.41
개방형 펀드					
Fidelity ILF - The US Dollar Fund - A-ACC-USD	IE	USD	55	1,000,016	2.82
				1,000,016	2.82
커뮤니케이션 서비스					
Verizon Communications 3.875% 08/02/2029	US	USD	330,000	386,667	1.09
Orange 5.00% VRN (Perpetual) EMTN	FR	EUR	200,000	275,675	0.78
Cellnex Telecom 1.875% 26/06/2029	ES	EUR	200,000	237,883	0.67
Telefonica Emisiones 5.52% 01/03/2049	ES	USD	150,000	185,670	0.52
				1,085,895	3.06
증권 자격 취득 또는 기타 통제 된 시장 에서 죽음을 맞게					
유틸리티					
Exelon Generation 6.25% 01/10/2039	US	USD	300,000	362,257	1.02
APT Pipelines 4.25% 15/07/2027 Reg S	AU	USD	170,000	190,893	0.54
				553,150	1.56
산업재					
Siemens Financier 2.35% 15/10/2026 144A	NL	USD	250,000	267,470	0.75
				267,470	0.75
정보 기술					
Apple 2.85% 23/02/2023	US	USD	330,000	347,490	0.98
Microsoft 4.10% 06/02/2037	US	USD	252,000	322,715	0.91
Alphabet 2.05% 15/08/2050	US	USD	300,000	272,963	0.77
Dell International 8.10% 15/07/2036 144A	US	USD	200,000	270,714	0.76
Microsoft 2.525% 01/06/2050	US	USD	248,000	252,799	0.71
Apple 3.00% 20/06/2027	US	USD	170,000	190,254	0.54
				1,656,935	4.67
소비재					
SES SA 3.60% 04/04/2023 144A	LU	USD	170,000	175,286	0.49
				175,286	0.49

전체 주석 목록은 6페이지에 나와 있습니다.
별첨 재무제표에 대한 주석은 본 재무제표의 중요한 일부입니다. 투자종목 명세서 및 지역별 배분의 순자산 비율은 반올림되었습니다.

현재 투자종목 명세서서 2020년 10월 31일

	국가 코드	CCY	주식 또는 명목	시가(USD)	% 순자산
소비재					
Nestle Holdings 4.00% 24/09/2048 144A	US	USD	400,000	515,961	1.45
Keurig Dr Pepper 4.985% 25/05/2038	US	USD	270,000	347,180	0.98
Mars 4.20% 01/04/2059 144A	US	USD	186,000	238,734	0.67
Pepsico 3.375% 29/07/2049	US	USD	200,000	230,666	0.65
				1,332,541	3.75
건강					
Roche Holdings 3.625% 17/09/2028 144A	US	USD	350,000	401,580	1.13
AbbVie 4.25% 21/11/2049 144A	US	USD	250,000	292,650	0.82
Takeda Pharmaceutical 3.025% 09/07/2040	JP	USD	269,000	276,207	0.78
Bristol-Myers Squibb 4.35% 15/11/2047	US	USD	200,000	256,112	0.72
AstraZeneca 4.00% 17/01/2029	GB	USD	200,000	238,912	0.67
				1,465,461	4.13
금융					
Morgan Stanley 4.431% VRN 23/01/2030 GMTN	US	USD	350,000	419,613	1.18
ANZ 3.70% 16/11/2025 MTN	AU	USD	250,000	285,793	0.81
Credit Agricole 4.125% 10/01/2027 144A	FR	USD	250,000	284,412	0.80
Credit Suisse Group 3.869% VRN 12/01/2029 144A	CH	USD	250,000	278,571	0.78
Bank of America 2.884% VRN 22/10/2030 MTN	US	USD	250,000	268,885	0.76
Bank of Montreal 2.88% VRN 17/09/2029	CA	CAD	340,000	268,627	0.76
Assicurazioni Generali 5.00% VRN 08/06/2048 EMTN	IT	EUR	200,000	265,982	0.75
Toronto-Dominion Bank 3.224% VRN 25/07/2029 MTN	CA	CAD	330,000	263,487	0.74
Intesa Sanpaolo 0.875% 27/06/2022 EMTN	IT	EUR	200,000	236,457	0.67
Nordea Bank 4.625% VRN 13/09/2033 144A	FI	USD	200,000	226,415	0.64
Bank of Montreal 3.803% VRN 15/12/2032	CA	USD	170,000	188,422	0.53
				2,986,664	8.41
부동산					
Equinix 3.00% 15/07/2050	US	USD	286,000	281,088	0.79
				281,088	0.79
커뮤니케이션 서비스					
AT&T 3.50% 15/09/2053 Reg S	US	USD	392,000	372,406	1.05
Vodafone Group 5.00% 30/05/2038	GB	USD	250,000	311,244	0.88
				683,650	1.93
목록에 없음					
부동산					
Intu SGS Fin. 3.875% 17/03/2023 EMTN (Defaulted)	GB	GBP	200,000	150,105	0.42
				150,105	0.42
단주				(3)	(0.00)
총 투자 (비용 USD 33,897,459)				34,582,904	97.41

선물환 계약

	기본 노출 USD	미실현 이익 / (손실) USD	% 순자산
구입 USD 판매 EUR 에 1.17171 06/11/2020	2,084,412	11,772	0.03
구입 USD 판매 EUR 에 1.16878 03/12/2020	3,540,595	8,986	0.03
구입 USD 판매 EUR 에 1.17878 06/11/2020	651,306	7,632	0.02
구입 JPY 판매 USD 에 105.67120 06/11/2020	612,002	6,496	0.02
구입 USD 판매 EUR 에 1.17420 06/11/2020	632,664	4,924	0.01
구입 USD 판매 GBP 에 1.29760 03/12/2020	2,714,471	3,999	0.01
구입 USD 판매 EUR 에 1.18495 06/11/2020	223,704	3,806	0.01
구입 USD 판매 EUR 에 1.17686 06/11/2020	304,098	3,062	0.01
구입 CAD 판매 USD 에 1.33863 06/11/2020	498,269	2,637	0.01
구입 USD 판매 EUR 에 1.17962 06/11/2020	196,906	2,450	0.01
구입 USD 판매 EUR 에 1.17991 06/11/2020	181,760	2,305	0.01
구입 USD 판매 EUR 에 1.17187 06/11/2020	152,632	884	0.00
구입 CHF 판매 USD 에 0.92171 06/11/2020	112,834	682	0.00
구입 USD 판매 AUD 에 0.70615 06/11/2020	99,828	446	0.00
구입 USD 판매 CAD 에 0.75150 06/11/2020	603,040	411	0.00
구입 USD 판매 CHF 에 1.09256 06/11/2020	113,516	110	0.00
구입 USD 판매 JPY 에 0.00956 06/11/2020	618,498	23	0.00
구입 USD 판매 GBP 에 1.29520 06/11/2020	102,342	(22)	(0.00)
구입 JPY 판매 USD 에 104.52440 03/12/2020	618,717	(26)	(0.00)
구입 CHF 판매 USD 에 0.91457 03/12/2020	113,714	(109)	(0.00)
구입 CAD 판매 USD 에 1.33057 03/12/2020	603,498	(406)	(0.00)
구입 AUD 판매 USD 에 1.41594 03/12/2020	100,287	(445)	(0.00)
구입 EUR 판매 USD 에 0.85432 06/11/2020	106,517	(491)	(0.00)
구입 GBP 판매 USD 에 0.76809 06/11/2020	182,270	(903)	(0.00)
구입 EUR 판매 USD 에 0.84682 06/11/2020	92,110	(1,230)	(0.00)
구입 AUD 판매 USD 에 1.40400 06/11/2020	101,140	(1,312)	(0.00)
구입 CAD 판매 USD 에 1.31376 06/11/2020	103,520	(1,386)	(0.00)
구입 EUR 판매 USD 에 0.84628 06/11/2020	251,688	(3,516)	(0.01)
구입 EUR 판매 USD 에 0.85114 06/11/2020	447,633	(3,720)	(0.01)
구입 GBP 판매 USD 에 0.77078 06/11/2020	2,718,038	(4,020)	(0.01)
구입 EUR 판매 USD 에 0.85609 06/11/2020	3,547,520	(9,029)	(0.03)
구입 USD 판매 GBP 에 1.28423 06/11/2020	2,793,042	(24,238)	(0.07)
		9,772	0.03

A-ACC 주식 (CZK) (헤지)

	기본 노출 USD	미실현 이익 / (손실) USD	% 순자산
구입 USD 판매 EUR 에 1.17109 05/11/2020	384,600	1,978	0.01
구입 USD 판매 EUR 에 1.16794 04/12/2020	395,458	707	0.00
구입 GBP 판매 USD 에 0.77363 05/11/2020	76,523	169	0.00
구입 CZK 판매 USD 에 23.39470 04/12/2020	1,618,756	165	0.00
구입 USD 판매 EUR 에 1.17472 05/11/2020	7,690	64	0.00
구입 USD 판매 EUR 에 1.17642 05/11/2020	5,476	53	0.00
구입 CAD 판매 USD 에 1.33213 05/11/2020	53,148	22	0.00
구입 CZK 판매 USD 에 23.38461 05/11/2020	33,714	(16)	(0.00)
구입 USD 판매 CAD 에 0.75072 04/12/2020	53,325	(24)	(0.00)
구입 USD 판매 CZK 에 0.04274 05/11/2020	1,625,803	(82)	(0.00)
구입 USD 판매 GBP 에 1.29282 04/12/2020	78,131	(174)	(0.00)
구입 USD 판매 CAD 에 0.74646 05/11/2020	53,169	(320)	(0.00)
구입 CZK 판매 USD 에 22.90906 05/11/2020	17,674	(368)	(0.00)
구입 EUR 판매 USD 에 0.85675 05/11/2020	398,482	(716)	(0.00)
구입 USD 판매 GBP 에 1.28163 05/11/2020	76,692	(819)	(0.00)
구입 CZK 판매 USD 에 23.16496 05/11/2020	1,590,493	(15,695)	(0.04)
		(15,056)	(0.04)

A-ACC 주식 (EUR) (헤지)

	기본 노출 USD	미실현 이익 / (손실) USD	% 순자산
구입 USD 판매 EUR 에 1.16720 05/11/2020	3,274,517	5,898	0.02
구입 GBP 판매 USD 에 0.77363 05/11/2020	208,757	461	0.00
구입 USD 판매 CAD 에 0.75855 05/11/2020	10,213	103	0.00
구입 USD 판매 CAD 에 0.75871 05/11/2020	7,209	74	0.00
구입 USD 판매 CAD 에 0.75676 05/11/2020	9,537	73	0.00
구입 CAD 판매 USD 에 1.33213 05/11/2020	144,130	59	0.00
구입 USD 판매 GBP 에 1.30532 05/11/2020	7,125	54	0.00
구입 USD 판매 GBP 에 1.30296 05/11/2020	8,809	51	0.00
구입 USD 판매 JPY 에 0.00958 04/12/2020	36,466	41	0.00
구입 USD 판매 GBP 에 1.29698 05/11/2020	9,846	12	0.00
구입 USD 판매 GBP 에 1.29812 05/11/2020	4,664	10	0.00
구입 USD 판매 JPY 에 0.00956 05/11/2020	4,316	(3)	(0.00)
구입 USD 판매 GBP 에 1.29477 05/11/2020	9,716	(5)	(0.00)
구입 USD 판매 JPY 에 0.00944 05/11/2020	1,126	(15)	(0.00)
구입 JPY 판매 USD 에 104.44369 05/11/2020	36,632	(42)	(0.00)
구입 USD 판매 CAD 에 0.75072 04/12/2020	142,926	(64)	(0.00)
구입 USD 판매 JPY 에 0.00946 05/11/2020	31,149	(324)	(0.00)
구입 EUR 판매 USD 에 0.85344 05/11/2020	67,140	(380)	(0.00)
구입 USD 판매 GBP 에 1.29282 04/12/2020	209,386	(466)	(0.00)
구입 USD 판매 CAD 에 0.74646 05/11/2020	117,228	(705)	(0.00)
구입 EUR 판매 USD 에 0.84805 05/11/2020	75,113	(896)	(0.00)
구입 EUR 판매 USD 에 0.84870 05/11/2020	82,361	(921)	(0.00)
구입 EUR 판매 USD 에 0.84689 05/11/2020	84,899	(1,128)	(0.00)
구입 EUR 판매 USD 에 0.85040 05/11/2020	155,575	(1,432)	(0.00)
구입 USD 판매 GBP 에 1.28163 05/11/2020	169,058	(1,806)	(0.01)
구입 EUR 판매 USD 에 0.84527 05/11/2020	152,022	(2,307)	(0.01)
구입 EUR 판매 USD 에 0.85621 04/12/2020	3,299,197	(5,888)	(0.02)
구입 EUR 판매 USD 에 0.85402 05/11/2020	2,677,807	(13,337)	(0.04)
		(22,883)	(0.06)

E-ACC 주식 (EUR) (헤지)

	기본 노출 USD	미실현 이익 / (손실) USD	% 순자산
구입 USD 판매 EUR 에 1.16809 05/11/2020	579,405	1,485	0.00
구입 GBP 판매 USD 에 0.77363 05/11/2020	37,098	82	0.00
구입 CAD 판매 USD 에 1.33213 05/11/2020	25,748	10	0.00
구입 USD 판매 CAD 에 0.75072 04/12/2020	25,386	(11)	(0.00)
구입 USD 판매 GBP 에 1.29282 04/12/2020	37,187	(83)	(0.00)
구입 USD 판매 CAD 에 0.74646 05/11/2020	25,759	(155)	(0.00)
구입 USD 판매 GBP 에 1.28163 05/11/2020	37,180	(397)	(0.00)
구입 EUR 판매 USD 에 0.85555 04/12/2020	580,676	(1,479)	(0.00)
구입 EUR 판매 USD 에 0.85390 05/11/2020	582,385	(2,980)	(0.01)
		(3,528)	(0.01)

I-ACC 주식 (EUR) (헤지)

	기본 노출 USD	미실현 이익 / (손실) USD	% 순자산
구입 USD 판매 EUR 에 1.16809 05/11/2020	582,900	1,494	0.00
구입 GBP 판매 USD 에 0.77363 05/11/2020	37,356	82	0.00
구입 CAD 판매 USD 에 1.33213 05/11/2020	25,898	11	0.00
구입 USD 판매 CAD 에 0.75072 04/12/2020	25,611	(11)	(0.00)
구입 USD 판매 GBP 에 1.29282 04/12/2020	37,446	(83)	(0.00)
구입 USD 판매 CAD 에 0.74646 05/11/2020	25,909	(156)	(0.00)
구입 USD 판매 GBP 에 1.28163 05/11/2020	37,439	(400)	(0.00)
구입 EUR 판매 USD 에 0.85555 04/12/2020	584,767	(1,489)	(0.00)
구입 EUR 판매 USD 에 0.85386 05/11/2020	585,929	(3,028)	(0.01)
		(3,580)	(0.01)

현재 투자종목 명세서서 2020년 10월 31일

	기본 노출 USD	미실현 이익 / (손실) USD	% 순자산
I-ACC 주식 (GBP) (헤지)			
구입 GBP 판매 USD 에 0.78026 05/11/2020	683,621	7,381	0.02
구입 GBP 판매 USD 에 0.77350 04/12/2020	691,401	1,542	0.00
구입 USD 판매 EUR 에 1.17115 05/11/2020	174,299	906	0.00
구입 USD 판매 EUR 에 1.16883 04/12/2020	177,676	454	0.00
구입 USD 판매 EUR 에 1.17642 05/11/2020	1,864	18	0.00
구입 CAD 판매 USD 에 1.33213 05/11/2020	24,097	10	0.00
구입 USD 판매 CAD 에 0.75072 04/12/2020	23,959	(11)	(0.00)
구입 USD 판매 CAD 에 0.74646 05/11/2020	24,107	(145)	(0.00)
구입 EUR 판매 USD 에 0.85610 05/11/2020	176,615	(452)	(0.00)
구입 USD 판매 GBP 에 1.29261 05/11/2020	691,002	(1,522)	(0.00)
		8,181	**0.02**
W 주식 (GBP) (헤지)			
구입 GBP 판매 USD 에 0.78026 05/11/2020	1,107,071	11,952	0.03
구입 GBP 판매 USD 에 0.77350 04/12/2020	1,168,839	2,607	0.01
구입 USD 판매 EUR 에 1.17115 05/11/2020	282,188	1,466	0.00
구입 USD 판매 EUR 에 1.16883 04/12/2020	300,441	767	0.00
구입 USD 판매 EUR 에 1.17983 05/11/2020	7,340	93	0.00
구입 USD 판매 EUR 에 1.17642 05/11/2020	4,893	48	0.00
구입 USD 판매 EUR 에 1.17398 05/11/2020	5,826	44	0.00
구입 CAD 판매 USD 에 1.33213 05/11/2020	40,386	16	0.00
구입 USD 판매 CAD 에 0.75506 05/11/2020	1,352	7	0.00
구입 USD 판매 CAD 에 0.75072 04/12/2020	40,482	(18)	(0.00)
구입 GBP 판매 USD 에 0.77087 05/11/2020	23,480	(32)	(0.00)
구입 GBP 판매 USD 에 0.76698 05/11/2020	24,642	(158)	(0.00)
구입 USD 판매 CAD 에 0.74646 05/11/2020	39,051	(235)	(0.00)
구입 EUR 판매 USD 에 0.85610 05/11/2020	301,016	(770)	(0.00)
구입 USD 판매 GBP 에 1.29261 05/11/2020	1,166,956	(2,571)	(0.01)
		13,216	**0.04**
Y-ACC 주식 (EUR) (헤지)			
구입 USD 판매 EUR 에 1.16720 05/11/2020	19,064,204	34,340	0.10
구입 GBP 판매 USD 에 0.77363 05/11/2020	1,192,305	2,633	0.01
구입 USD 판매 AUD 에 0.71273 05/11/2020	80,776	1,117	0.00
구입 USD 판매 CAD 에 0.76110 05/11/2020	47,537	640	0.00
구입 CAD 판매 USD 에 1.33213 05/11/2020	822,216	334	0.00
구입 USD 판매 JPY 에 0.00958 04/12/2020	209,531	236	0.00
구입 USD 판매 AUD 에 0.70470 04/12/2020	87,046	197	0.00
구입 USD 판매 AUD 에 0.71647 05/11/2020	6,608	127	0.00
구입 USD 판매 GBP 에 1.29702 05/11/2020	77,469	93	0.00
구입 USD 판매 CHF 에 1.09284 04/12/2020	97,005	39	0.00
구입 USD 판매 CHF 에 1.09383 05/11/2020	3,165	7	0.00
구입 USD 판매 JPY 에 0.00948 05/11/2020	3,381	(31)	(0.00)
구입 CHF 판매 USD 에 0.91580 05/11/2020	97,292	(42)	(0.00)
구입 AUD 판매 USD 에 1.41924 05/11/2020	87,582	(198)	(0.00)
구입 JPY 판매 USD 에 104.44370 05/11/2020	209,552	(238)	(0.00)
구입 USD 판매 CAD 에 0.75072 04/12/2020	821,355	(365)	(0.00)
구입 USD 판매 CHF 에 1.08546 05/11/2020	94,085	(518)	(0.00)
구입 USD 판매 JPY 에 0.00946 05/11/2020	205,933	(2,139)	(0.01)
구입 USD 판매 GBP 에 1.29282 04/12/2020	1,202,933	(2,678)	(0.01)
구입 USD 판매 CAD 에 0.74646 05/11/2020	775,013	(4,664)	(0.01)
구입 EUR 판매 USD 에 0.85165 05/11/2020	1,284,216	(9,945)	(0.03)
구입 USD 판매 GBP 에 1.28163 05/11/2020	1,117,469	(11,936)	(0.03)
구입 EUR 판매 USD 에 0.85621 04/12/2020	19,140,318	(34,158)	(0.10)
구입 EUR 판매 USD 에 0.85402 05/11/2020	17,878,981	(89,048)	(0.25)
		(116,197)	**(0.33)**
Y-MDIST 주식 (EUR) (헤지)			
구입 USD 판매 EUR 에 1.16809 05/11/2020	652,224	1,672	0.00
구입 GBP 판매 USD 에 0.77363 05/11/2020	41,751	92	0.00
구입 CAD 판매 USD 에 1.33213 05/11/2020	29,051	12	0.00
구입 USD 판매 CAD 에 0.75072 04/12/2020	28,615	(13)	(0.00)
구입 USD 판매 GBP 에 1.29282 04/12/2020	41,851	(93)	(0.00)
구입 USD 판매 CAD 에 0.74646 05/11/2020	29,063	(175)	(0.00)
구입 USD 판매 GBP 에 1.28163 05/11/2020	41,844	(447)	(0.00)
구입 EUR 판매 USD 에 0.85555 04/12/2020	652,910	(1,663)	(0.00)
구입 EUR 판매 USD 에 0.85402 05/11/2020	655,488	(3,265)	(0.01)
		(3,880)	**(0.01)**

	CCY	기본 노출	미실현 이익 / (손실) USD	% 순자산
선물				
미국 10 년 Ultra Bond Future 21/12/2020	USD	(2,202,156)	30,087	0.08
호주 10 년 Bond Future 15/12/2020	AUD	1,493,323	4,357	0.01
10 Year Mini JGB Bond Future 11/12/2020	JPY	15,182,000	178	0.00
US Treasury Note 2 Year Bond Future 31/12/2020	USD	(220,836)	(25)	(0.00)
Long Gilt Bond Future 29/12/2020	GBP	135,680	(622)	(0.00)
Euro-Schatz Bond Future 08/12/2020	EUR	(674,790)	(985)	(0.00)
Canadian 10 Year Bond Future 18/12/2020	CAD	1,813,200	(3,188)	(0.01)
US Treasury Note 10 Year Bond Future 21/12/2020	USD	1,244,109	(3,539)	(0.01)
Euro-Bobl Bond Future 08/12/2020	EUR	(1,358,700)	(9,484)	(0.03)
US Treasury Note 5 Year Bond Future 31/12/2020	USD	6,280,078	(13,309)	(0.04)
US Long Bond Future 21/12/2020	USD	1,034,625	(17,259)	(0.05)
Euro-Bund Bond Future 08/12/2020	EUR	(4,932,200)	(57,493)	(0.16)
			(71,282)	**(0.20)**
기타 자산 및 부채			1,122,936	3.16
순자산			**35,500,603**	**100.00**

지역별 배분

국가	국가 코드	% 순자산
미국	US	31.74
영국	GB	16.04
네덜란드	NL	11.21
프랑스	FR	7.28
아일랜드	IE	4.49
일본	JP	3.22
이탈리아	IT	3.04
독일	DE	2.99
캐나다	CA	2.03
스위스	CH	2.02
스페인	ES	1.83
벨기에	BE	1.72
노르웨이	NO	1.56
홍콩	HK	1.38
핀란드	FI	1.36
호주	AU	1.34
룩셈부르크	LU	1.21
덴마크	DK	1.11
케이맨 제도	KY	0.70
한국	KR	0.62
오스트리아	AT	0.51
현금 및 기타 순자산		2.59

현재 투자종목 명세서서 2020년 10월 31일

공인된 주식 또는 공식 증권거래소에서 거래됨

에너지

	국가 코드	CCY	주식 또는 명목	시가(USD)	% 순자산
Eni 3.375% VRN (Perpetual)	IT	EUR	1,474,000	1,702,711	0.44
GLP Finance 7.00% 01/08/2027	US	USD	913,000	942,549	0.24
Total Capital 1.618% 18/05/2040 EMTN	FR	EUR	700,000	917,619	0.24
Saipem Finance 3.375% 15/07/2026 EMTN	NL	EUR	654,000	727,760	0.19
BP Capital Markets 3.625% VRN (Perpetual)	GB	EUR	375,000	449,399	0.12
Repsol International Fin. 4.247% VRN (Perpetual)	NL	EUR	350,000	414,394	0.11
BP Capital Markets 4.25% VRN (Perpetual)	GB	GBP	286,000	386,250	0.10
Western Midstream Operating 6.25% 01/02/2050	US	USD	418,000	384,702	0.10
Western Midstream Operating 4.05% 01/02/2030	US	USD	281,000	266,950	0.07
				6,192,334	1.60

유틸리티

Iberdrola International 2.250% VRN (Perpetual)	NL	EUR	2,000,000	2,330,750	0.60
Pacific Gas & Electric 3.30% 01/08/2040	US	USD	1,990,000	1,817,343	0.47
EDP Finance 0.375% 16/09/2026 EMTN	NL	EUR	1,470,000	1,744,485	0.45
EDF 5.875% VRN (Perpetual) EMTN	FR	GBP	1,000,000	1,407,249	0.36
Orsted 1.75% VRN 09/12/3019	DK	EUR	1,159,000	1,352,343	0.35
Tennet Holdings 2.374% VRN (Perpetual)	NL	EUR	1,018,000	1,195,135	0.31
E.ON 0.625% 07/11/2031 EMTN	DE	EUR	980,000	1,174,529	0.30
Engie 0.50% 24/10/2030 EMTN	FR	EUR	900,000	1,082,634	0.28
ESB Finance 1.125% 11/06/2030 EMTN	IE	EUR	780,000	990,065	0.26
Enel 3.50% VRN 24/05/2080	IT	EUR	791,000	977,924	0.25
Enel Finance International 1.00% 20/10/2027 EMTN	NL	GBP	738,000	955,115	0.25
ReNew Power Synthetic 6.67% 12/03/2024 Reg S	IN	USD	900,000	943,788	0.24
Enel Finance International 0.375% 17/06/2027 EMTN	NL	EUR	647,000	766,501	0.20
SSE 3.74% VRN (Perpetual)	GB	GBP	573,000	765,304	0.20
Cadent Finance 0.75% 11/03/2032 EMTN	GB	EUR	631,000	742,825	0.19
EDP 1.70% VRN 20/07/2080	PT	EUR	600,000	678,752	0.18
SSE 3.125% VRN (Perpetual)	GB	EUR	517,000	619,533	0.16
Star Energy Geothermal 4.85% 14/10/2038 Reg S	BM	USD	600,000	617,450	0.16
Red Electrica Financia. 0.375% 24/07/2028 EMTN	ES	EUR	500,000	600,452	0.16
Engie 2.125% 30/03/2032 EMTN	FR	EUR	300,000	418,687	0.11
Severn Trent Utilities Fin. 2.00% 02/06/2040 EMTN	GB	GBP	289,000	393,827	0.10
Neerg Energy 6.00% 13/02/2022 Reg S	MU	USD	300,000	305,242	0.08
Enel 5.451% VRN 10/01/2074	IT	EUR	156,000	202,174	0.05
				22,082,107	5.71

소재

Trivium Packaging Fin 3.75% 15/08/2026 Reg S	NL	EUR	675,000	779,793	0.20
SPCM 2.625% 01/02/2029 Reg S	FR	EUR	666,000	776,441	0.20
Ardagh Packaging Finance 2.125% 15/08/2026 Reg S	SU	EUR	632,000	721,763	0.19
Ecolab 4.80% 24/03/2030	US	USD	461,000	585,640	0.15
ARD Finance 6.50% 30/06/2027 144A	LU	USD	418,000	424,270	0.11
				3,287,907	0.85

산업재

Holding d'Infrastructures 2.50% 04/05/2027 EMTN	FR	EUR	1,600,000	2,030,127	0.52
MTR 1.625% 19/08/2030 EMTN	HK	USD	1,850,000	1,807,982	0.47
Autostrade per l'Italia 1.875% 26/09/2029 EMTN	IT	EUR	950,000	1,083,970	0.28
Rail Transit Int'l Development 1.625% 22/06/2022	VG	EUR	850,000	995,210	0.26
RAC Bond 5.00% 06/11/2022 Reg S	GB	GBP	753,000	960,868	0.25
Heathrow Funding 1.50% 12/10/2025	GB	EUR	607,000	707,299	0.18
Getlink 3.50% 30/10/2025	FR	EUR	574,000	672,003	0.17
Paprec Holding 4.00% 31/03/2025 Reg S	FR	EUR	600,000	659,011	0.17
Intrum 3.50% 15/07/2026 Reg S	SE	EUR	551,000	575,181	0.15
Heathrow Finance 4.125% 01/09/2029	GB	GBP	425,000	495,510	0.13
Heathrow Funding 2.75% 13/10/2031 EMTN	GB	GBP	312,000	403,824	0.10
Holding d'Infrastructures 1.625% 18/09/2029 EMTN	FR	EUR	300,000	356,954	0.09
Empresa de Ferrocarriles 3.068% 18/08/2050 Reg S	CL	USD	350,000	326,156	0.08
Intrum 3.00% 15/09/2027 Reg S	SE	EUR	103,000	104,612	0.03
				11,178,707	2.89

정보 기술

Mastercard 3.85% 26/03/2050	US	USD	570,000	712,394	0.18
SGSP Australia Assets Pty 5.125% 11/02/2021 EMTN	AU	GBP	475,000	622,409	0.16
				1,334,803	0.35

소비재

Volkswagen Int'l Finance 3.875% VRN (Perpetual)	NL	EUR	1,800,000	2,118,638	0.55
Shaftesbury Carnaby 2.487% 30/09/2031	GB	GBP	1,475,000	1,854,719	0.48
SES SA 0.875% 04/11/2027 EMTN	LU	EUR	1,525,000	1,769,850	0.46
Michelin 0.625% 02/11/2040	FR	EUR	1,300,000	1,497,413	0.39
Informa 2.125% 06/10/2025 EMTN	GB	EUR	1,215,000	1,422,543	0.37
Schaeffle 3.375% 12/10/2028 EMTN	DE	EUR	1,000,000	1,164,582	0.30
Volvo Car 2.50% 07/10/2027 EMTN	SE	EUR	945,000	1,111,687	0.29
Greene King Finance 3.593% 15/03/2035	GB	GBP	869,313	1,102,633	0.29
Ziggo Bond 3.375% 28/02/2030 Reg S	NL	EUR	918,000	1,020,920	0.26
Kapla Holding 3.375% 15/12/2026 Reg S	FR	EUR	887,000	952,201	0.25
Verisure Holdings 3.875% 15/07/2026 Reg S	SE	EUR	724,000	843,616	0.22
Meituan 3.05% 28/10/2030 Reg S	KY	USD	825,000	823,924	0.21
RCI Banque 2.625% VRN 18/02/2030	FR	EUR	700,000	788,747	0.20
Bunzl Finance 1.50% 30/10/2030 EMTN	GB	GBP	546,000	705,736	0.18
Volvo Car 2.00% 24/01/2025 EMTN	SE	EUR	600,000	700,030	0.18
Daimler Int'l Fin. 1.50% 18/08/2021 EMTN	NL	GBP	500,000	652,535	0.17
Virgin Media Secured Fin. 4.25% 15/01/2030 Reg S	GB	GBP	450,000	571,258	0.15
Daily Mail & General Trustst 6.375% 21/06/2027	GB	GBP	300,000	451,387	0.12
				19,552,419	5.06

건강

Takeda Pharmaceutical 1.375% 09/07/2032	JP	EUR	1,062,000	1,308,042	0.34
Smith & Nephew 2.032% 14/10/2030	GB	USD	900,000	894,703	0.23
Amplifon 1.125% 13/02/2027	IT	EUR	700,000	805,559	0.21
Fresenius Medical 1.50% 29/05/2030 EMTN	DE	EUR	631,000	787,637	0.20
Medtronic Global 0.75% 15/10/2032	LU	EUR	618,000	739,031	0.19
Medtronic 1.375% 15/10/2040	LU	EUR	602,000	729,220	0.19
Cigna 2.40% 15/03/2030	US	USD	689,000	714,287	0.18
Rossini 3.875% FRN 30/10/2025 Reg S	LU	EUR	401,000	458,752	0.12
				6,437,231	1.66

금융

IBRD 0.125% 03/01/2051 GMTN	SU	EUR	4,275,000	4,901,422	1.27
Investec Bank 9.625% 17/02/2022 EMTN	GB	GBP	2,050,000	2,890,503	0.75
Morgan Stanley 0.495% VRN 26/10/2029	US	EUR	2,190,000	2,539,878	0.66
HSBC Bank Capital Funding 5.844% VRN (Perpetual)	GB	GBP	1,231,000	2,299,929	0.59
BFCM 1.875% 13/12/2022 EMTN	FR	GBP	1,500,000	2,004,162	0.52
DNB Bank 1.375% 12/06/2023	NO	GBP	1,451,000	1,924,940	0.50
Aviva 6.125% VRN 05/07/2043 EMTN	GB	EUR	1,200,000	1,588,848	0.41
UnipolSai 6.375% VRN (Perpetual)	IT	EUR	1,249,000	1,427,281	0.37
UBS Group 0.25% VRN 05/11/2028 EMTN	CH	EUR	1,172,000	1,352,515	0.35
Allianz Finance 0.50% 14/01/2031 EMTN	NL	EUR	1,100,000	1,331,114	0.34
Phoenix Group Holdings 5.625% 28/04/2031 EMTN	GB	GBP	872,000	1,294,577	0.33
HSBC Holdings 2.357% VRN 18/08/2031	GB	USD	1,300,000	1,293,405	0.33
Intesa Sanpaolo 5.148% 10/06/2030 EMTN	IT	GBP	861,000	1,216,546	0.31
Barclays 6.625% 30/03/2022 EMTN	GB	EUR	900,000	1,140,729	0.29
Channel Link Ent. Fin. 2.706% VRN 30/06/2050	GB	EUR	900,000	1,080,133	0.28
Natwest Group 7.648% VRN (Perpetual)	GB	USD	700,000	1,076,054	0.28
Intermediate Capital Group 1.625% 17/02/2027	GB	EUR	970,000	1,066,380	0.28
Banca IFIS 1.75% 25/06/2024 EMTN	IT	EUR	962,000	1,062,957	0.27
LeasePlan 7.375% VRN (Perpetual)	NL	EUR	858,000	1,017,356	0.26
Banco de Sabadell 2.00% VRN 17/01/2030	ES	EUR	1,000,000	1,003,850	0.26
UniCredit 9.25% VRN (Perpetual)	IT	EUR	750,000	939,592	0.24
Annington Funding 1.65% 12/07/2024 EMTN	GB	EUR	750,000	916,389	0.24
Vivion Investments 3.00% 08/08/2024	LU	EUR	800,000	829,711	0.21
ABN AMRO Bank 4.375% VRN (Perpetual)	NL	EUR	700,000	813,111	0.21
Tesco Property Finance 2 6.052% 13/10/2039	GB	GBP	449,613	771,846	0.20
Pension Insurance 5.625% 20/09/2030	GB	GBP	500,000	768,874	0.20
UniCredit 7.50% VRN (Perpetual)	IT	EUR	600,000	753,642	0.19
Bank of Ireland Group 7.50% VRN (Perpetual) Reg S	IE	EUR	602,000	740,812	0.19
Phoenix Group Holdings 4.125% 20/07/2022 EMTN	GB	GBP	500,000	671,834	0.17
Channel Link Ent. Fin. A5 3.043% VRN 30/06/2050	GB	GBP	500,000	661,329	0.17
Lloyds Banking Group 3.50% VRN 01/04/2026 EMTN	GB	EUR	494,000	648,658	0.17
Roadster Finance DAC 2.375% 08/12/2027 EMTN	IE	EUR	550,000	636,232	0.16
Bank of Nova Scotia 1.375% 05/12/2023 EMTN	CA	GBP	458,000	605,586	0.16
Lloyds Bank 7.625% 22/04/2025 EMTN	GB	GBP	250,000	410,164	0.11
Roadster Finance DAC 1.625% 09/12/2024 EMTN	IE	EUR	350,000	406,131	0.11
MGIC Investment 5.25% 15/08/2028	US	USD	339,000	348,958	0.09
Pension Insurance 3.625% 21/10/2032	GB	GBP	232,000	304,749	0.08
Lloyds Banking Group 4.50% VRN 18/03/2030 EMTN	GB	EUR	100,000	130,260	0.03
				44,870,457	11.60

부동산

Covivio 1.625% 23/06/2030	FR	EUR	1,200,000	1,446,836	0.37
Globalworth 2.95% 29/07/2026 EMTN	GB	EUR	1,075,000	1,247,093	0.32
CPI Property 4.875% VRN (Perpetual)	LU	EUR	1,000,000	1,107,234	0.29
Sino-Ocean Land Treasure III 4.90% VRN (Perpetual)	VG	USD	1,100,000	923,916	0.24
MPT Operating Partnership 3.692% 05/06/2028	US	GBP	644,000	848,794	0.22
Redsun Properties Group 9.95% 11/04/2022	KY	USD	600,000	618,695	0.16
CPI Property Group 4.875% VRN (Perpetual)	LU	EUR	528,000	595,790	0.15
CPI Property Group 2.75% 22/01/2028 EMTN	LU	GBP	455,000	581,817	0.15
Akelius Residential Property 2.249% VRN 17/05/2081	SE	EUR	447,000	493,502	0.13
TLG Finance 3.375% VRN (Perpetual)	LU	EUR	300,000	343,739	0.09
Aroundtow 2.875% VRN (Perpetual) EMTN	LU	EUR	295,000	328,860	0.09
				8,536,276	2.21

정부

US Treasury 2.375% 15/03/2021	US	USD	51,920,000	52,353,919	13.54
Japan 2.10% 22/03/2021	JP	JPY	3,500,000,000	33,755,491	8.73
US Treasury 0.625% 15/05/2030	US	USD	17,850,000	17,504,156	4.53
US Treasury 2.25% 30/04/2024	US	USD	12,550,000	13,430,216	3.47
Japan 0.10% 20/12/2029	JP	JPY	1,050,000,000	10,126,638	2.62
US Treasury 1.50% 15/02/2030	US	USD	8,721,300	9,259,568	2.39
UK Treasury 4.75% 07/12/2030	GB	GBP	4,200,000	7,874,110	2.04
US Treasury Infl. Indexed Bonds 0.75% 15/07/2028	US	USD	5,450,000	6,434,946	1.66

별첨 재무제표에 대한 주석은 본 재무제표의 중요한 일부입니다. 투자종목 명세서 및 지역별 배분의 순자산 비율은 반올림되었습니다.

현재 투자종목 명세서서 2020년 10월 31일

	국가 코드	CCY	주식 또는 명목	시가(USD)	% 순자산
US Treasury Infl. Indexed Bonds 0.875% 15/01/2029	US	USD	5,250,000	6,227,790	1.61
US Treasury 2.375% 15/11/2049	US	USD	4,699,600	5,538,001	1.43
UK Treasury 6.00% 07/12/2028	GB	GBP	2,265,000	4,312,537	1.12
Italy 2.05% 01/08/2027	IT	EUR	2,600,000	3,367,287	0.87
UK Treasury 3.75% 07/09/2021	GB	GBP	2,400,000	3,208,571	0.83
Portugal 0.90% 12/10/2035	PT	EUR	1,855,000	2,299,386	0.59
US Treasury 0.625% 15/08/2030	US	USD	2,300,000	2,249,867	0.58
Qatar 4.00% 14/03/2029 Reg S	QA	USD	1,550,000	1,819,213	0.47
Brazil 3.875% 12/06/2030	BR	USD	1,500,000	1,519,500	0.39
Bulgaria 0.375% 23/09/2030	BG	EUR	1,125,000	1,312,372	0.34
Mexico 4.50% 31/01/2050	MX	USD	1,000,000	1,080,010	0.28
Turkey 6.375% 14/10/2025	TR	USD	1,050,000	1,027,845	0.27
Hungary 1.75% 05/06/2035	HU	EUR	675,000	849,235	0.22
Israel 3.80% 13/05/2060	IL	USD	725,000	834,816	0.22
El Salvador 9.50% 15/07/2052 Reg S	SV	USD	900,000	783,909	0.20
Turkey 6.125% 24/10/2028	TR	USD	800,000	749,002	0.19
Paraguay 4.95% 28/04/2031 Reg S	PY	USD	625,000	731,250	0.19
US Treasury 2.375% 29/02/2024	US	USD	650,000	696,363	0.18
Ukraine 8.994% 01/02/2024 Reg S	UA	USD	650,000	694,634	0.18
Ukraine 7.253% 15/03/2033 Reg S	UA	USD	650,000	614,094	0.16
Oman 7.375% 28/10/2032 Reg S	OM	USD	600,000	575,790	0.15
Oman 6.75% 17/01/2048 Reg S	OM	USD	700,000	575,313	0.15
Turkey 4.875% 16/04/2043	TR	USD	700,000	513,188	0.13
US Treasury 2.25% 15/02/2027	US	USD	440,000	486,475	0.13
Indonesia 4.20% 15/10/2050	ID	USD	381,000	440,873	0.11
Ecuador 0.50% 31/07/2035 Reg S	EC	USD	668,655	367,760	0.10
Ecuador 0.50% 31/07/2030 Reg S	EC	USD	255,150	169,675	0.04
US Treasury 1.50% 30/11/2024	US	USD	160,000	167,828	0.04
Ecuador 0.50% 31/07/2040 Reg S	EC	USD	306,450	153,225	0.04
Argentina 0.125% 09/07/2035	AR	USD	376,496	122,173	0.03
Argentina 0.125% 09/07/2030	AR	USD	205,503	74,906	0.02
Ecuador 0.00% 31/07/2030 Reg S	EC	USD	101,749	47,059	0.01
Argentina 1.00% 09/07/2029	AR	USD	22,573	9,300	0.00
				194,358,291	50.26

개방형 펀드

Fidelity ILF - The US Dollar Fund - A-ACC-USD	IE	USD	110	2,001,304	0.52
				2,001,304	0.52

커뮤니케이션 서비스

AT&T 2.75% 01/06/2031	US	USD	2,275,000	2,356,687	0.61
Cellnex Telecom 1.875% 26/06/2029	ES	EUR	700,000	832,592	0.22
Telecom Italia 1.125% 26/03/2022	IT	EUR	600,000	692,200	0.18
Cellnex Telecom 1.75% 23/10/2030 EMTN	ES	EUR	600,000	689,777	0.18
Vodafone Group 4.20% VRN 03/10/2078	GB	EUR	475,000	605,021	0.16
Walt Disney 4.70% 23/03/2050	US	USD	343,000	452,425	0.12
AT&T 2.60% 19/05/2038	US	EUR	268,000	357,939	0.09
				5,986,641	1.55

증권 자격 취득 또는 기타 통제 된 시장 에서 죽음을 맞게

유틸리티

Drax Finco 2.625% 01/11/2025	GB	EUR	414,000	485,226	0.13
				485,226	0.13

소재

Syngenta Finance 5.182% 24/04/2028 Reg S	NL	USD	1,750,000	1,915,675	0.50
SPCM 4.875% 15/09/2025 144A	FR	USD	975,000	1,004,299	0.26
CeramTec Bond 5.25% 15/12/2025 Reg S	DE	EUR	600,000	677,724	0.18
Ardagh Packaging Finance 4.125% 15/08/2026 144A	SU	USD	593,000	605,601	0.16
Syngenta Finance 4.892% 24/04/2025 144A	NL	USD	400,000	433,884	0.11
Syngenta Finance 5.182% 24/04/2028 144A	NL	USD	200,000	218,934	0.06
				4,856,117	1.26

산업재

Miller Homes Group 5.50% 15/10/2024 Reg S	GB	GBP	838,000	1,082,898	0.28
Q-Park Holding 2.00% 01/03/2027 Reg S	NL	EUR	949,000	949,329	0.25
Autostrade per l'Italia 1.625% 12/06/2023 MTN	IT	EUR	662,000	765,479	0.20
Techem 2.00% 15/07/2025 Reg S	DE	EUR	613,000	679,410	0.18
Delta Air lines 4.75% 20/10/2028 144A	SU	USD	625,000	638,093	0.16
Stena International 3.75% 01/02/2025 Reg S	LU	EUR	239,000	260,615	0.07
Stena International 6.125% 01/02/2025 144A	LU	USD	241,000	227,143	0.06
				4,602,967	1.19

정보 기술

Dell International 6.20% 15/07/2030 144A	US	USD	1,300,000	1,590,973	0.41
Alphabet 1.10% 15/08/2030	US	USD	1,212,000	1,185,169	0.31
Hurricane Finance 8.00% 15/10/2025 Reg S	GB	GBP	700,000	943,994	0.24
ams 6.00% 31/07/2025 Reg S	AT	EUR	675,000	819,831	0.21
PLT VII Finance 4.625% 05/01/2026 Reg S	LU	EUR	621,000	727,114	0.19
Adevinta 3.00% 15/11/2027 Reg S	NO	EUR	511,000	601,493	0.16
Sensata Technologies 3.75% 15/02/2031 144A	US	USD	325,000	322,156	0.08
				6,190,730	1.60

소비재

GEMS Education Delaware 7.125% 31/07/2026 Reg S	SU	USD	950,000	941,688	0.24
eBay 2.70% 11/03/2030	US	USD	884,000	927,056	0.24
Macy's 8.375% 15/06/2025 144A	US	USD	838,000	876,163	0.23
Time Warner Cable 5.875% 15/11/2040	US	USD	500,000	620,857	0.16
Banijay Group 6.50% 01/03/2026 Reg S	FR	EUR	353,000	401,804	0.10
Nordstrom 8.75% 15/05/2025 144A	US	USD	76,000	82,962	0.02
				3,850,530	1.00

소비재

Albertsons 4.625% 15/01/2027 144A	US	USD	950,000	980,590	0.25
Del Mont Foods 11.875% 15/05/2025 144A	US	USD	647,000	691,077	0.18
				1,671,667	0.43

건강

Regeneron Pharmaceuticals 1.75% 15/09/2030	US	USD	1,250,000	1,210,593	0.31
AbbVie 4.05% 21/11/2039 144A	US	USD	917,000	1,053,540	0.27
AstraZeneca 1.375% 06/08/2030	GB	USD	900,000	871,544	0.23
Avantor Funding 4.625% 15/07/2028 144A	US	USD	802,000	833,078	0.22
Centene 4.625% 15/12/2029	US	USD	425,000	463,800	0.12
Centene 3.375% 15/02/2030	US	USD	375,000	390,118	0.10
Jaguar Holding 5.00% 15/06/2028 144A	US	USD	172,000	179,492	0.05
				5,002,165	1.29

금융

Citigroup VRN 2.572% 03/06/2031	US	USD	2,325,000	2,428,373	0.63
Assicurazioni Generali 5.50% VRN 27/10/2047 EMTN	IT	EUR	1,325,000	1,804,008	0.47
Mosaic Solar Loan Trust 2.00% 22/06/2043 (C)	US	USD	1,315,188	1,246,672	0.32
Intesa Sanpaolo 4.00% 23/09/2029	IT	USD	1,058,000	1,158,816	0.30
ANZ 2.95% VRN 22/07/2030 Reg S	AU	USD	1,100,000	1,141,776	0.30
Income Cont Student Lns. 2.50% 24/07/2056	GB	GBP	865,000	1,124,505	0.29
Lincoln Financing 3.625% 01/04/2024 Reg S	LU	EUR	887,000	986,896	0.26
Banco Nacional de Panama 2.50% 11/08/2030 Reg S	PA	USD	925,000	920,181	0.24
MSCI 3.875% 15/02/2031 144A	US	USD	851,000	889,295	0.23
Unipol Grouppo 3.25% 23/09/2030 EMTN	IT	EUR	678,000	798,280	0.21
Garfunkelux Holdco 3 6.75% 01/11/2025 Reg S	LU	EUR	663,000	760,451	0.20
QBE Insurance Group 5.875% VRN (Perpetual) 144A	AU	USD	675,000	722,250	0.19
Garfunkelux Holdco 3 8.50% 01/11/2022 Reg S	LU	GBP	550,000	712,213	0.18
CaixaBank 5.875% VRN (Perpetual)	ES	EUR	600,000	686,494	0.18
Newday Funding 2.454% FRN 15/09/2027	GB	GBP	384,000	487,398	0.13
Together Asset Backed Sec. 1.046% FRN 12/03/2049	GB	GBP	372,240	482,293	0.12
BBVA 6.00% VRN (Perpetual)	ES	EUR	400,000	468,166	0.12
Newday Funding 2.554% FRN 15/06/2027	GB	GBP	343,000	437,166	0.11
Intesa Sanpaolo 0.75% 04/12/2024 EMTN	IT	EUR	361,000	427,282	0.11
Garfunkelux Holdco 3 7.75% 01/11/2025 Reg S	LU	GBP	322,000	410,673	0.11
Income Cont Student Lns. 1.315% FRN 24/07/2058	GB	GBP	282,637	362,986	0.09
Taurus 1.95% FRN 02/02/2031	IE	EUR	211,449	230,500	0.06
Mosaic Solar Loans 2.00% 22/06/2043 (B)	US	USD	219,995	213,876	0.06
Newday Funding 1.954% FRN 15/06/2027	GB	GBP	167,000	212,613	0.05
Taurus 1.45% FRN 02/02/2031	IE	EUR	153,710	177,178	0.05
				19,290,341	4.99

부동산

Akelius 1.125% 11/01/2029 EMTN	NL	EUR	775,000	904,088	0.23
				904,088	0.23

정부

Italy 1.70% 01/09/2051	IT	EUR	3,055,000	3,635,493	0.94
Erna Srl 2.25% FRN 25/07/2031	IT	EUR	715,710	827,797	0.21
Mexico 5.00% 27/04/2051	MX	USD	600,000	686,100	0.18
Qatar 4.817% 14/03/2049 Reg S	QA	USD	200,000	267,270	0.07
				5,416,660	1.40

커뮤니케이션 서비스

Infrastrutture Wireless 1.625% 21/10/2028 GMTN	IT	EUR	1,034,000	1,210,988	0.31
Verizon Communication 1.875% 03/11/2038	US	GBP	776,000	988,426	0.26
T-Mobile USA 4.375% 15/04/2040 144A	US	USD	582,000	674,765	0.17
Telecom Italia Capital 7.20% 18/07/2036	LU	USD	400,000	510,260	0.13
Virgin Media 5.00% 15/07/2030 144A	GB	USD	430,000	428,388	0.11
Millicom Intl. Cellular 4.50% 27/04/2031 Reg S	LU	USD	375,000	381,844	0.10
CenturyLink 4.00% 15/02/2027 144A	US	USD	349,000	357,289	0.09
Banijay Entertainment 3.50% 01/03/2025 Reg S	FR	EUR	294,000	336,531	0.09
Telecom Italia Capital 6.00% 30/09/2034	LU	USD	100,000	116,250	0.03
				5,004,741	1.29

현재 투자종목 명세서서 2020년 10월 31일

	국가 코드	CCY	주식 또는 명목	시가(USD)	% 순자산
목록에 없음					
에너지					
Nostrum Oil & Gas Finance 7.00% 16/02/2025 Reg S	NL	USD	750,000	191,250	0.05
				191,250	**0.05**
금융					
Stoneway Cap. 10.00% 01/03/2027 Reg S (Defaulted)	CA	USD	487,071	171,692	0.04
Mosaic Solar Loans 0.00% 22/06/2043	US	USD	111,329	103,943	0.03
Mosaic Solar Loans 2.00% 22/06/2043	US	USD	94,284	91,661	0.02
				367,296	**0.09**
부동산					
Intu Jersey 2 2.875% 01/11/2022 (Defaulted)	GB	GBP	800,000	253,908	0.07
Intu Debenture 5.562% 31/12/2027 (Defaulted)	GB	GBP	91,498	62,229	0.02
				316,137	**0.08**
단주				(3)	(0.00)
총 투자 (비용 USD 379,585,205)				**383,968,389**	**99.28**

신용 디폴트 스왑 (Credit Default Swap)

	CCY	기본 노출	미실현 이익 / (손실) USD	% 순자산
매도 보호 iTraxx Xover S34 20/12/2025	EUR	1,825,000	127,779	0.03
매도 보호 CDX NA IG S35 5 년 20/12/202	USD	5,500,000	94,569	0.02
매도 보호 CDX NA HY S35 5 년 20/12/202	USD	1,500,000	53,301	0.01
매수 보호 멕시코 4.15% 20/06/2024	USD	3,650,000	(14,582)	(0.00)
			261,067	**0.07**

선물환 계약

	기본 노출 USD	미실현 이익 / (손실) USD	% 순자산
구입 USD 판매 EUR 에 1.18657 12/11/2020	96,238,227	1,758,216	0.45
구입 USD 판매 GBP 에 1.31668 12/11/2020	49,632,743	810,546	0.21
구입 USD 판매 EUR 에 1.18510 12/11/2020	6,990,521	118,894	0.03
구입 USD 판매 AUD 에 0.71980 12/11/2020	4,848,819	115,610	0.03
구입 USD 판매 NOK 에 0.11326 12/11/2020	1,097,697	87,959	0.02
구입 USD 판매 EUR 에 1.18570 12/11/2020	4,094,797	71,756	0.02
구입 MXN 판매 USD 에 22.65785 12/11/2020	726,724	47,197	0.01
구입 USD 판매 EUR 에 1.18163 12/11/2020	3,168,399	44,453	0.01
구입 USD 판매 TRY 에 0.13219 12/11/2020	367,853	41,406	0.01
구입 USD 판매 HUF 에 0.00324 12/11/2020	2,069,370	39,868	0.01
구입 USD 판매 EUR 에 1.18235 12/11/2020	2,638,196	38,646	0.01
구입 USD 판매 EUR 에 1.17701 12/11/2020	3,114,796	31,352	0.01
구입 NZD 판매 USD 에 1.53290 12/11/2020	2,062,762	31,133	0.01
구입 MXN 판매 USD 에 22.58640 12/11/2020	490,428	30,204	0.01
구입 ZAR 판매 USD 에 17.54300 12/11/2020	354,842	28,100	0.01
구입 USD 판매 AUD 에 0.73302 12/11/2020	654,524	27,913	0.01
구입 USD 판매 AUD 에 0.72572 12/11/2020	859,106	27,727	0.01
구입 USD 판매 NOK 에 0.10910 12/11/2020	680,345	27,495	0.01
구입 USD 판매 EUR 에 1.18646 12/11/2020	1,511,369	27,468	0.01
구입 KRW 판매 USD 에 1188.54999 12/11/2020	519,682	24,446	0.01
구입 KRW 판매 USD 에 1185.38000 12/11/2020	522,222	23,107	0.01
구입 USD 판매 HUF 에 0.00342 12/11/2020	286,307	22,280	0.01
구입 USD 판매 EUR 에 1.19086 12/11/2020	990,489	21,743	0.01
구입 KRW 판매 USD 에 1181.55999 12/11/2020	531,670	21,736	0.01
구입 USD 판매 GBP 에 1.31667 12/11/2020	1,305,886	21,314	0.01
구입 USD 판매 EUR 에 1.17277 12/11/2020	3,071,681	19,749	0.01
구입 USD 판매 SEK 에 0.11580 12/11/2020	639,383	18,690	0.00
구입 USD 판매 SEK 에 0.11410 12/11/2020	1,289,004	18,204	0.00
구입 MXN 판매 USD 에 22.37407 12/11/2020	342,763	17,689	0.00
구입 KRW 판매 USD 에 1184.39999 12/11/2020	403,857	17,521	0.00
구입 USD 판매 PLN 에 0.26773 12/11/2020	285,425	17,111	0.00
구입 USD 판매 SEK 에 0.11438 12/11/2020	1,002,784	16,710	0.00
구입 USD 판매 PLN 에 0.26296 12/11/2020	400,858	16,456	0.00
구입 KRW 판매 USD 에 1160.59999 12/11/2020	729,117	16,345	0.00
구입 USD 판매 HUF 에 0.00332 12/11/2020	351,679	15,910	0.00
구입 USD 판매 PLN 에 0.26231 12/11/2020	406,162	15,637	0.00
구입 USD 판매 BRL 에 0.18676 12/11/2020	217,506	15,564	0.00
구입 USD 판매 EUR 에 1.19881 12/11/2020	534,864	15,389	0.00
구입 USD 판매 RUB 에 0.01353 12/11/2020	195,130	14,609	0.00
구입 USD 판매 EUR 에 1.18602 12/11/2020	800,548	14,248	0.00
구입 MXN 판매 USD 에 22.10185 12/11/2020	366,530	14,226	0.00
구입 USD 판매 EUR 에 1.17312 12/11/2020	2,077,696	13,970	0.00
구입 PHP 판매 USD 에 49.35200 12/11/2020	735,472	13,771	0.00
구입 USD 판매 NOK 에 0.10729 12/11/2020	554,825	12,835	0.00
구입 KRW 판매 USD 에 1162.23000 12/11/2020	529,569	12,632	0.00
구입 USD 판매 PEN 에 0.28079 12/11/2020	852,801	12,589	0.00
구입 USD 판매 SEK 에 0.11468 12/11/2020	626,107	12,061	0.00
구입 USD 판매 HUF 에 0.00327 12/11/2020	395,072	11,865	0.00
구입 USD 판매 COP 에 0.00026 12/11/2020	1,144,606	11,720	0.00
구입 USD 판매 EUR 에 1.17165 12/11/2020	2,135,960	11,669	0.00
구입 USD 판매 EUR 에 1.18398 12/11/2020	716,648	11,498	0.00
구입 USD 판매 EUR 에 1.17998 12/11/2020	898,432	11,330	0.00
구입 MYR 판매 USD 에 4.18990 12/11/2020	1,511,731	11,228	0.00
구입 USD 판매 GBP 에 1.30857 12/11/2020	1,072,692	10,807	0.00
구입 ZAR 판매 USD 에 16.63130 12/11/2020	460,577	10,641	0.00
구입 USD 판매 EUR 에 1.17502 12/11/2020	1,236,363	10,338	0.00
구입 USD 판매 INR 에 0.01357 12/11/2020	1,099,131	9,561	0.00
구입 USD 판매 HUF 에 0.00328 12/11/2020	291,932	9,395	0.00
구입 USD 판매 EUR 에 1.17203 12/11/2020	1,517,196	8,783	0.00
구입 USD 판매 RUB 에 0.01281 12/11/2020	487,182	8,730	0.00
구입 USD 판매 AUD 에 0.71767 12/11/2020	416,196	8,668	0.00
구입 USD 판매 CAD 에 0.76056 12/11/2020	669,890	8,531	0.00
구입 USD 판매 PLN 에 0.25723 12/11/2020	451,628	8,298	0.00
구입 USD 판매 NZD 에 0.66639 12/11/2020	1,248,258	7,877	0.00
구입 USD 판매 AUD 에 0.71603 12/11/2020	426,038	7,874	0.00
구입 USD 판매 EUR 에 1.18282 12/11/2020	518,550	7,806	0.00
구입 USD 판매 CAD 에 0.76014 12/11/2020	639,100	7,778	0.00
구입 INR 판매 USD 에 74.82000 12/11/2020	1,119,500	7,579	0.00
구입 TWD 판매 USD 에 28.58550 12/11/2020	3,284,672	7,388	0.00
구입 USD 판매 GBP 에 1.31793 12/11/2020	423,636	7,329	0.00
구입 JPY 판매 USD 에 105.67820 12/11/2020	659,871	7,094	0.00
구입 USD 판매 RUB 에 0.01350 12/11/2020	97,389	7,092	0.00
구입 GBP 판매 USD 에 0.78143 12/11/2020	543,873	6,724	0.00
구입 NZD 판매 USD 에 1.52490 12/11/2020	646,599	6,336	0.00
구입 USD 판매 HUF 에 0.00323 12/11/2020	340,134	6,264	0.00
구입 CLP 판매 USD 에 785.48001 12/11/2020	384,934	6,011	0.00
구입 USD 판매 CHF 에 1.10342 12/11/2020	553,488	5,945	0.00
구입 NZD 판매 USD 에 1.53405 12/11/2020	370,914	5,881	0.00
구입 USD 판매 SEK 에 0.11390 12/11/2020	451,720	5,605	0.00
구입 CLP 판매 USD 에 778.27000 12/11/2020	841,626	5,296	0.00
구입 USD 판매 SEK 에 0.11382 12/11/2020	439,681	5,117	0.00
구입 USD 판매 EUR 에 1.19250 12/11/2020	210,916	4,927	0.00
구입 USD 판매 GBP 에 1.30817 12/11/2020	498,776	4,868	0.00
구입 USD 판매 INR 에 0.01355 12/11/2020	654,831	4,610	0.00
구입 JPY 판매 USD 에 105.44390 12/11/2020	455,920	3,880	0.00
구입 USD 판매 GBP 에 1.30398 12/11/2020	579,098	3,781	0.00
구입 INR 판매 USD 에 75.28000 12/11/2020	285,587	3,701	0.00
구입 USD 판매 CAD 에 0.75606 12/11/2020	538,466	3,631	0.00
구입 USD 판매 AUD 에 0.70494 12/11/2020	1,252,102	3,395	0.00
구입 USD 판매 EUR 에 1.18349 12/11/2020	214,412	3,351	0.00
구입 USD 판매 ILS 에 0.29443 12/11/2020	818,672	3,068	0.00
구입 USD 판매 GBP 에 1.30368 12/11/2020	470,274	2,961	0.00
구입 JPY 판매 USD 에 105.97211 12/11/2020	211,773	2,872	0.00
구입 USD 판매 CAD 에 0.76042 12/11/2020	219,291	2,752	0.00
구입 USD 판매 INR 에 0.01352 12/11/2020	522,829	2,544	0.00
구입 USD 판매 CAD 에 0.75930 12/11/2020	227,552	2,514	0.00
구입 USD 판매 GBP 에 1.30993 12/11/2020	209,875	2,335	0.00
구입 USD 판매 EUR 에 1.17146 12/11/2020	414,840	2,199	0.00
구입 USD 판매 CAD 에 0.76265 12/11/2020	112,650	1,748	0.00
구입 USD 판매 PEN 에 0.27718 12/11/2020	887,665	1,514	0.00
구입 SGD 판매 USD 에 1.36962 12/11/2020	481,886	1,419	0.00
구입 USD 판매 SEK 에 0.11385 12/11/2020	113,746	1,352	0.00
구입 GBP 판매 USD 에 0.77329 12/11/2020	717,709	1,305	0.00
구입 USD 판매 PEN 에 0.27783 12/11/2020	301,330	1,229	0.00
구입 JPY 판매 USD 에 105.56800 12/11/2020	113,443	1,100	0.00
구입 USD 판매 RUB 에 0.01261 12/11/2020	379,978	720	0.00
구입 PHP 판매 USD 에 48.48500 12/11/2020	753,388	624	0.00
구입 USD 판매 KRW 에 0.00089 12/11/2020	77,044	592	0.00
구입 USD 판매 CAD 에 0.75137 12/11/2020	680,404	334	0.00
구입 USD 판매 INR 에 0.01346 12/11/2020	586,354	315	0.00
구입 USD 판매 GBP 에 1.29639 12/11/2020	401,612	268	0.00
구입 USD 판매 HKD 에 0.12901 12/11/2020	381,314	165	0.00
구입 IDR 판매 USD 에 14685.00003 12/11/2020	537,254	81	0.00
구입 USD 판매 PLN 에 0.26862 12/11/2020	758	48	0.00
구입 USD 판매 GBP 에 1.29523 12/11/2020	606,304	(139)	(0.00)
구입 COP 판매 USD 에 3808.49897 12/11/2020	11,941	(173)	(0.00)
구입 JPY 판매 USD 에 104.52800 12/11/2020	1,246,556	(312)	(0.00)
구입 IDR 판매 USD 에 14655.00036 12/11/2020	194,003	(367)	(0.00)
구입 PLN 판매 USD 에 3.94435 12/11/2020	100,650	(373)	(0.00)
구입 PHP 판매 USD 에 48.32000 12/11/2020	155,339	(401)	(0.00)
구입 EUR 판매 USD 에 0.85787 12/11/2020	1,176,173	(405)	(0.00)
구입 THB 판매 USD 에 31.10800 12/11/2020	218,850	(432)	(0.00)
구입 GBP 판매 USD 에 0.77085 12/11/2020	345,074	(466)	(0.00)
구입 ILS 판매 USD 에 3.40553 12/11/2020	461,015	(494)	(0.00)
구입 PEN 판매 USD 에 3.55600 12/11/2020	41,620	(668)	(0.00)
구입 USD 판매 GBP 에 1.29104 12/11/2020	228,012	(789)	(0.00)
구입 ILS 판매 USD 에 3.39681 12/11/2020	247,585	(898)	(0.00)

현재 투자종목 명세서서 2020년 10월 31일

	기본 노출 USD	미실현 이익 / (손실) USD	% 순자산
구입 CLP 판매 USD 에 771.59000 12/11/2020	390,297	(915)	(0.00)
구입 USD 판매 JPY 에 0.00948 12/11/2020	108,719	(1,012)	(0.00)
구입 USD 판매 SEK 에 0.11214 12/11/2020	345,625	(1,132)	(0.00)
구입 USD 판매 PHP 에 0.02059 12/11/2020	498,133	(1,232)	(0.00)
구입 ILS 판매 USD 에 3.39595 12/11/2020	323,915	(1,257)	(0.00)
구입 CAD 판매 USD 에 1.32630 12/11/2020	345,321	(1,364)	(0.00)
구입 USD 판매 ILS 에 0.29242 12/11/2020	457,881	(1,417)	(0.00)
구입 MXN 판매 USD 에 21.21870 12/11/2020	533,162	(1,438)	(0.00)
구입 CAD 판매 USD 에 1.32821 12/11/2020	629,420	(1,586)	(0.00)
구입 CAD 판매 USD 에 1.32935 12/11/2020	959,870	(1,597)	(0.00)
구입 GBP 판매 USD 에 0.76604 12/11/2020	228,447	(1,731)	(0.00)
구입 NZD 판매 USD 에 1.50288 12/11/2020	405,221	(1,937)	(0.00)
구입 AUD 판매 USD 에 1.39789 12/11/2020	115,174	(1,986)	(0.00)
구입 USD 판매 PHP 에 0.02057 12/11/2020	653,505	(2,220)	(0.00)
구입 USD 판매 GBP 에 1.29337 12/11/2020	1,364,185	(2,271)	(0.00)
구입 TWD 판매 USD 에 28.43350 12/11/2020	741,238	(2,283)	(0.00)
구입 EUR 판매 USD 에 0.85589 12/11/2020	876,279	(2,318)	(0.00)
구입 GBP 판매 USD 에 0.76807 12/11/2020	518,180	(2,562)	(0.00)
구입 EUR 판매 USD 에 0.84675 12/11/2020	223,207	(2,969)	(0.00)
구입 SEK 판매 USD 에 8.85490 12/11/2020	794,250	(2,981)	(0.00)
구입 NZD 판매 USD 에 1.50270 12/11/2020	608,905	(2,987)	(0.00)
구입 ILS 판매 USD 에 3.38477 12/11/2020	455,866	(3,265)	(0.00)
구입 RUB 판매 USD 에 78.66300 12/11/2020	344,571	(3,478)	(0.00)
구입 HUF 판매 USD 에 312.13100 12/11/2020	419,285	(3,613)	(0.00)
구입 USD 판매 MYR 에 0.23802 12/11/2020	361,624	(3,640)	(0.00)
구입 INR 판매 USD 에 74.04800 12/11/2020	1,097,761	(3,971)	(0.00)
구입 EUR 판매 USD 에 0.84700 12/11/2020	365,997	(4,759)	(0.00)
구입 CAD 판매 USD 에 1.30102 12/11/2020	219,828	(5,042)	(0.00)
구입 USD 판매 THB 에 0.03164 12/11/2020	403,696	(5,613)	(0.00)
구입 USD 판매 MYR 에 0.23785 12/11/2020	534,983	(5,775)	(0.00)
구입 USD 판매 ILS 에 0.28946 12/11/2020	460,228	(6,071)	(0.00)
구입 EUR 판매 USD 에 0.85388 12/11/2020	1,237,877	(6,175)	(0.00)
구입 ILS 판매 USD 에 3.37823 12/11/2020	690,599	(6,271)	(0.00)
구입 BRL 판매 USD 에 5.58800 12/11/2020	253,400	(6,614)	(0.00)
구입 USD 판매 GBP 에 1.28036 12/11/2020	575,212	(6,734)	(0.00)
구입 NOK 판매 USD 에 9.43940 12/11/2020	686,166	(6,975)	(0.00)
구입 USD 판매 GBP 에 1.28638 12/11/2020	1,032,531	(7,289)	(0.00)
구입 USD 판매 MXN 에 0.04568 12/11/2020	264,053	(7,414)	(0.00)
구입 USD 판매 KRW 에 0.00088 12/11/2020	1,888,776	(7,702)	(0.00)
구입 USD 판매 CAD 에 0.74801 12/11/2020	1,944,335	(7,732)	(0.00)
구입 ILS 판매 USD 에 3.34850 12/11/2020	440,197	(7,835)	(0.00)
구입 USD 판매 TWD 에 0.03429 12/11/2020	384,975	(8,509)	(0.00)
구입 GBP 판매 USD 에 0.76731 12/11/2020	1,436,187	(8,522)	(0.00)
구입 HUF 판매 USD 에 305.74710 12/11/2020	306,969	(8,869)	(0.00)
구입 USD 판매 NZD 에 0.65702 12/11/2020	1,146,941	(8,977)	(0.00)
구입 RUB 판매 USD 에 76.61500 12/11/2020	255,851	(9,176)	(0.00)
구입 EUR 판매 USD 에 0.84703 12/11/2020	743,779	(9,652)	(0.00)
구입 EUR 판매 USD 에 0.84616 12/11/2020	698,449	(9,767)	(0.00)
구입 TRY 판매 USD 에 7.63250 12/11/2020	105,339	(9,811)	(0.00)
구입 EUR 판매 USD 에 0.84903 12/11/2020	924,584	(9,838)	(0.00)
구입 CAD 판매 USD 에 1.31637 12/11/2020	930,592	(10,619)	(0.00)
구입 GBP 판매 USD 에 0.76516 12/11/2020	1,219,351	(10,629)	(0.00)
구입 MYR 판매 USD 에 4.12510 12/11/2020	1,400,693	(11,421)	(0.00)
구입 NZD 판매 USD 에 1.49108 12/11/2020	934,220	(11,767)	(0.00)
구입 EUR 판매 USD 에 0.83909 12/11/2020	535,102	(11,891)	(0.00)
구입 PEN 판매 USD 에 3.52350 12/11/2020	479,069	(11,993)	(0.00)
구입 NOK 판매 USD 에 8.97158 12/11/2020	218,245	(12,925)	(0.00)
구입 SEK 판매 USD 에 8.67080 12/11/2020	538,013	(13,163)	(0.00)
구입 BRL 판매 USD 에 5.39450 12/11/2020	255,445	(15,282)	(0.00)
구입 USD 판매 JPY 에 0.00947 12/11/2020	1,731,323	(16,831)	(0.00)
구입 HUF 판매 USD 에 300.63050 12/11/2020	377,590	(17,046)	(0.00)
구입 USD 판매 KRW 에 0.00085 12/11/2020	471,066	(17,808)	(0.00)
구입 USD 판매 ZAR 에 0.05893 12/11/2020	456,701	(19,184)	(0.00)
구입 USD 판매 IDR 에 0.00007 12/11/2020	1,437,490	(19,569)	(0.01)
구입 AUD 판매 USD 에 1.35490 12/11/2020	439,146	(20,842)	(0.01)
구입 AUD 판매 USD 에 1.40234 12/11/2020	1,489,655	(21,020)	(0.01)
구입 HUF 판매 USD 에 294.08028 12/11/2020	320,763	(21,154)	(0.01)
구입 EUR 판매 USD 에 0.84249 12/11/2020	1,175,092	(21,464)	(0.01)
구입 EUR 판매 USD 에 0.83992 12/11/2020	1,021,526	(21,715)	(0.01)
구입 GBP 판매 USD 에 0.75692 12/11/2020	1,133,541	(21,983)	(0.01)
구입 PLN 판매 USD 에 3.76039 12/11/2020	446,762	(22,413)	(0.01)
구입 EUR 판매 USD 에 0.84824 12/11/2020	1,941,663	(22,445)	(0.01)
구입 EUR 판매 USD 에 0.84670 12/11/2020	1,687,719	(22,532)	(0.01)
구입 PLN 판매 USD 에 3.87200 12/11/2020	1,043,130	(22,926)	(0.01)
구입 COP 판매 USD 에 3713.55002 12/11/2020	590,610	(23,086)	(0.01)
구입 RUB 판매 USD 에 73.55030 12/11/2020	316,042	(23,524)	(0.01)
구입 INR 판매 USD 에 73.43310 12/11/2020	2,034,083	(24,189)	(0.01)
구입 EUR 판매 USD 에 0.84548 12/11/2020	1,724,461	(25,481)	(0.01)
구입 USD 판매 TWD 에 0.03448 12/11/2020	1,548,244	(25,711)	(0.01)
구입 AUD 판매 USD 에 1.38999 12/11/2020	1,136,699	(25,907)	(0.01)
구입 TRY 판매 USD 에 7.68500 12/11/2020	298,243	(25,918)	(0.01)
구입 EUR 판매 USD 에 0.84960 12/11/2020	2,608,292	(26,029)	(0.01)
구입 TRY 판매 USD 에 7.79100 12/11/2020	370,556	(27,536)	(0.01)
구입 USD 판매 JPY 에 0.00941 12/11/2020	1,793,884	(28,614)	(0.01)
구입 USD 판매 MXN 에 0.04546 12/11/2020	900,683	(29,543)	(0.01)
구입 USD 판매 INR 에 0.01321 12/11/2020	1,738,596	(31,315)	(0.01)
구입 USD 판매 CLP 에 0.00125 12/11/2020	991,155	(32,099)	(0.01)
구입 AUD 판매 USD 에 1.38572 12/11/2020	1,249,893	(32,239)	(0.01)
구입 NOK 판매 USD 에 8.97703 12/11/2020	555,083	(32,555)	(0.01)
구입 EUR 판매 USD 에 0.84617 12/11/2020	2,694,490	(37,650)	(0.01)
구입 AUD 판매 USD 에 1.38260 12/11/2020	1,400,984	(39,209)	(0.01)
구입 AUD 판매 USD 에 1.39573 12/11/2020	2,464,660	(46,227)	(0.01)
구입 NOK 판매 USD 에 9.28964 12/11/2020	2,070,156	(53,552)	(0.01)
구입 SEK 판매 USD 에 8.69658 12/11/2020	2,526,396	(54,483)	(0.01)
구입 HUF 판매 USD 에 295.98500 12/11/2020	1,026,876	(61,509)	(0.02)
구입 EUR 판매 USD 에 0.83642 12/11/2020	2,513,105	(63,684)	(0.02)
구입 NOK 판매 USD 에 8.99863 12/11/2020	1,131,617	(63,806)	(0.02)
구입 USD 판매 JPY 에 0.00949 12/11/2020	9,231,168	(67,221)	(0.02)
구입 USD 판매 ZAR 에 0.05660 12/11/2020	946,251	(75,623)	(0.02)
구입 USD 판매 KRW 에 0.00084 12/11/2020	2,700,794	(113,400)	(0.03)
구입 USD 판매 JPY 에 0.00950 22/03/2021	33,917,533	(298,631)	(0.08)
		2,185,182	0.57
A 주식 (EUR) (헤지)			
구입 USD 판매 EUR 에 1.16720 05/11/2020	18,025,865	32,470	0.01
구입 EUR 판매 USD 에 0.84758 05/11/2020	388,047	(4,845)	(0.00)
구입 EUR 판매 USD 에 0.85621 04/12/2020	18,167,657	(32,422)	(0.01)
구입 EUR 판매 USD 에 0.85392 05/11/2020	17,733,105	(90,442)	(0.02)
		(95,239)	(0.02)
A-ACC 주식 (EUR) (헤지)			
구입 USD 판매 EUR 에 1.16720 05/11/2020	54,043,458	97,347	0.03
구입 EUR 판매 USD 에 0.85235 05/11/2020	1,104,948	(7,656)	(0.00)
구입 EUR 판매 USD 에 0.84699 05/11/2020	1,261,291	(16,613)	(0.00)
구입 EUR 판매 USD 에 0.84758 05/11/2020	1,626,634	(20,309)	(0.01)
구입 EUR 판매 USD 에 0.84407 05/11/2020	1,360,306	(22,536)	(0.01)
구입 EUR 판매 USD 에 0.84527 05/11/2020	1,609,424	(24,420)	(0.01)
구입 EUR 판매 USD 에 0.84391 05/11/2020	1,558,822	(26,131)	(0.01)
구입 EUR 판매 USD 에 0.85621 04/12/2020	54,848,565	(97,884)	(0.03)
구입 EUR 판매 USD 에 0.85399 05/11/2020	45,869,988	(230,289)	(0.06)
		(348,491)	(0.09)
A-ACC 주식 (PLN) (헤지)			
구입 PLN 판매 USD 에 3.96525 04/12/2020	50,546,321	82,495	0.02
구입 PLN 판매 USD 에 3.87686 05/11/2020	1,017,808	(21,137)	(0.01)
구입 PLN 판매 USD 에 3.83064 05/11/2020	942,453	(30,575)	(0.01)
구입 PLN 판매 USD 에 3.79254 05/11/2020	1,101,294	(46,327)	(0.01)
구입 PLN 판매 USD 에 3.79429 05/11/2020	1,386,161	(57,696)	(0.01)
구입 USD 판매 PLN 에 0.25218 05/11/2020	50,103,686	(81,116)	(0.02)
구입 PLN 판매 USD 에 3.87378 05/11/2020	46,820,530	(1,008,827)	(0.26)
		(1,163,183)	(0.30)
A-ACC 주식 (SEK) (헤지)			
구입 SEK 판매 USD 에 9.00403 05/11/2020	348,877	4,518	0.00
구입 SEK 판매 USD 에 8.90933 04/12/2020	352,395	921	0.00
구입 USD 판매 SEK 에 0.11221 05/11/2020	353,395	(916)	(0.00)
		4,523	0.00
A-GMDIST 주식 (EUR) (헤지)			
구입 USD 판매 EUR 에 1.16720 05/11/2020	44,231,208	79,673	0.02
구입 USD 판매 EUR 에 1.18065 05/11/2020	957,713	12,783	0.00
구입 EUR 판매 USD 에 0.85621 04/12/2020	43,984,153	(78,495)	(0.02)
구입 EUR 판매 USD 에 0.85386 05/11/2020	45,423,700	(234,778)	(0.06)
		(220,817)	(0.06)
E-ACC 주식 (EUR) (헤지)			
구입 USD 판매 EUR 에 1.16809 05/11/2020	21,642,456	55,487	0.01
구입 EUR 판매 USD 에 0.85180 05/11/2020	466,070	(3,524)	(0.00)
구입 EUR 판매 USD 에 0.84699 05/11/2020	445,460	(5,867)	(0.00)
구입 EUR 판매 USD 에 0.84407 05/11/2020	445,932	(7,388)	(0.00)
구입 EUR 판매 USD 에 0.85555 04/12/2020	21,745,309	(55,380)	(0.01)
구입 EUR 판매 USD 에 0.85393 05/11/2020	20,405,623	(103,848)	(0.03)
		(120,520)	(0.03)
E-GMDIST 주식 (EUR) (헤지)			
구입 USD 판매 EUR 에 1.16809 05/11/2020	22,211,492	56,945	0.01
구입 EUR 판매 USD 에 0.85555 04/12/2020	22,421,478	(57,102)	(0.01)
구입 EUR 판매 USD 에 0.85393 05/11/2020	22,325,109	(113,617)	(0.03)
		(113,774)	(0.03)
REST I-ACC 주식 (EUR) (헤지)			
구입 USD 판매 EUR 에 1.16809 05/11/2020	49,284	126	0.00
구입 EUR 판매 USD 에 0.85555 04/12/2020	49,442	(126)	(0.00)
구입 EUR 판매 USD 에 0.85087 05/11/2020	49,714	(430)	(0.00)
		(430)	(0.00)

현재 투자종목 명세서서 2020년 10월 31일

	기본 노출 USD	미실현 이익 / (손실) USD	% 순자산
Rentenanlage Klassik A 주식 (EUR) (헤지)			
구입 USD 판매 EUR 에 1.16720 05/11/2020	64,853,152	116,818	0.03
구입 EUR 판매 USD 에 0.85621 04/12/2020	64,687,058	(115,442)	(0.03)
구입 EUR 판매 USD 에 0.85402 05/11/2020	65,177,850	(324,698)	(0.08)
		(323,322)	**(0.08)**
Y-ACC 주식 (EUR) (헤지)			
구입 USD 판매 EUR 에 1.16755 05/11/2020	81,631,543	171,353	0.04
구입 EUR 판매 USD 에 0.84805 05/11/2020	1,662,398	(19,838)	(0.01)
구입 EUR 판매 USD 에 0.85595 04/12/2020	81,804,811	(170,315)	(0.04)
구입 EUR 판매 USD 에 0.85399 05/11/2020	80,392,468	(403,485)	(0.10)
		(422,285)	**(0.11)**
Y-QDIST 주식 (EUR) (헤지)			
구입 USD 판매 EUR 에 1.16809 05/11/2020	4,161,858	10,670	0.00
구입 EUR 판매 USD 에 0.85555 04/12/2020	4,174,485	(10,631)	(0.00)
구입 EUR 판매 USD 에 0.85402 05/11/2020	4,182,691	(20,832)	(0.01)
		(20,793)	**(0.01)**

선물

	CCY	기본 노출	미실현 이익 / (손실) USD	% 순자산
US Ultra Bond Future 21/12/2020	USD	(6,452,813)	249,276	0.06
US Long Bond Future 21/12/2020	USD	(5,345,563)	131,320	0.03
미국 10 년 Ultra Bond Future 21/12/2020	USD	(6,134,578)	50,516	0.01
Long Gilt Bond Future 29/12/2020	GBP	(1,763,840)	6,502	0.00
Canadian 10 Year Bond Future 18/12/2020	CAD	(2,266,500)	3,010	0.00
US Treasury Note 2 Year Bond Future 31/12/2020	USD	(5,962,570)	(125)	(0.00)
US Treasury Note 10 Year Bond Future 21/12/2020	USD	138,234	(563)	(0.00)
Japan 10 Year Bond Future 14/12/2020	JPY	(455,400,000)	(1,731)	(0.00)
호주 10 년 Bond Future 15/12/2020	AUD	(1,343,991)	(10,597)	(0.00)
US Treasury Note 5 Year Bond Future 31/12/2020	USD	8,415,305	(18,529)	(0.00)
Euro Buxl 30 Year Bond Future 08/12/2020	EUR	(5,719,000)	(60,505)	(0.02)
Euro-Bobl Bond Future 08/12/2020	EUR	(12,092,430)	(67,759)	(0.02)
Euro-BTP Bond Future 08/12/2020	EUR	(8,377,040)	(68,112)	(0.02)
Euro-Bund Bond Future 08/12/2020	EUR	(16,734,250)	(197,915)	(0.05)
			14,788	**0.00**

금리 스왑

	CCY	기본 노출	미실현 이익 / (손실) USD	% 순자산
Receive fixed 2.1497% pay float. (6m AUD BB) 23/04/2029	AUD	4,700,000	419,510	0.11
Receive fixed 7.9% pay float. (3m JIBAR) 03/04/2029	ZAR	55,000,000	320,756	0.08
Receive fixed 1.9925% pay float. (3m HIBOR) 10/06/2029	HKD	24,900,000	309,195	0.08
Receive fixed 2.0675% pay float. (3m Korean CD) 13/11/2028	KRW	2,820,260,000	193,840	0.05
Receive fixed 7.7375% pay float. (3m JIBAR) 05/06/2029	ZAR	36,400,000	179,786	0.05
Receive fixed 0.2985% pay float. (6m CHF LIBOR) 31/07/2027	CHF	2,500,000	156,394	0.04
Receive fixed 2.925% pay float. (6m CLP) 18/12/2029	CLP	1,758,180,000	132,407	0.03
Receive fixed 8.3% pay float. (3m JIBAR) 17/04/2030	ZAR	19,700,000	126,029	0.03
Receive fixed 0.4123% pay float. (6m CHF LIBOR) 04/06/2028	CHF	1,600,000	121,773	0.03
Receive fixed 1.301% pay float. (3m Korean CD) 21/11/2029	KRW	5,337,400,000	88,898	0.02
Receive fixed 1.7975% pay float. (3m Korean CD) 08/03/2029	KRW	1,625,800,000	83,998	0.02
Receive fixed 1.0912% pay float. (6m AUD BB) 11/10/2029	AUD	2,900,000	73,408	0.02
Receive fixed 0.4098% pay float. (6m CHF LIBOR) 04/04/2028	CHF	500,000	37,536	0.01
Receive fixed 1.3% pay float. (3m HIBOR) 07/04/2030	HKD	6,720,000	31,586	0.01
Pay fixed 1.4475% receive float. (6m HUF LIBOR) 25/05/2030	HUF	399,800,000	22,361	0.01
Receive fixed 7.27% pay float. (3m JIBAR) 20/05/2030	ZAR	13,600,000	22,292	0.01
Receive fixed 0.1818% pay float. (6m CHF LIBOR) 04/09/2027	CHF	350,000	18,923	0.00
Receive fixed 0.8077% pay float. (6m AUD BB) 17/07/2030	AUD	4,300,000	15,662	0.00
Receive fixed 7.15% pay float. (3m JIBAR) 22/05/2030	ZAR	13,800,000	15,011	0.00
Pay fixed 1.5175% receive float. (6m HUF LIBOR) 28/05/2030	HUF	403,300,000	14,614	0.00
Pay fixed 1.62% receive float. (6m HUF LIBOR) 19/08/2030	HUF	988,000,000	10,821	0.00
Pay fixed 1.46% receive float. (6m HUF LIBOR) 22/05/2030	HUF	200,100,000	10,398	0.00
Pay fixed -0.008% receive float. (6m JPY LIBOR) 26/05/2030	JPY	106,300,000	5,300	0.00
Receive fixed 0.852% pay float. (6m CZK PRIBOR) 20/07/2030	CZK	61,700,000	4,196	0.00
Receive fixed 0.3598% pay float. (3m STIBOR) 26/05/2030	SEK	2,900,000	2,707	0.00
Pay fixed 0.6985% receive float. (3m ILS) 18/09/2030	ILS	4,800,000	1,366	0.00
Pay fixed 1.6387% receive float. (6m HUF LIBOR) 29/05/2030	HUF	480,200,000	950	0.00
Pay fixed 0.842% receive float. (6m SIBOR) 20/08/2030	SGD	3,100,000	840	0.00
Pay fixed 0.5103% receive float. (3m NZ) 13/10/2030	NZD	1,200,000	421	0.00
Receive fixed -0.34% pay float. (6m CHF LIBOR) 10/08/2030	CHF	100,000	353	0.00
Pay fixed 0.0202% receive float. (6m JPY LIBOR) 30/07/2029	JPY	14,700,000	91	0.00
Pay fixed 6.875% receive float. (28d MXIBTIIE) 07/11/2029	MXN	40,000	(153)	(0.00)
Receive fixed 0.2778% pay float. (3m STIBOR) 10/08/2030	SEK	7,600,000	(476)	(0.00)
Receive fixed 0.7477% pay float. (6m AUD BB) 07/08/2030	AUD	1,000,000	(756)	(0.00)
Receive fixed 0.6848% pay float. (3m USD LIBOR) 22/06/2030	USD	50,000	(800)	(0.00)
Pay fixed 4.29% receive float. (1d CLP) 05/06/2030	COP	1,223,262,000	(1,554)	(0.00)
Pay fixed 0.061% receive float. (6m JPY LIBOR) 25/03/2030	JPY	152,500,000	(2,675)	(0.00)
Receive fixed 0.7487% pay float. (6m AUD BB) 06/10/2030	AUD	3,000,000	(4,882)	(0.00)
Pay fixed 0.0952% receive float. (6m JPY LIBOR) 16/12/2029	JPY	116,300,000	(6,037)	(0.00)
Receive fixed 0.81% pay float. (6m CZK PRIBOR) 23/07/2030	CZK	61,700,000	(6,383)	(0.00)
Receive fixed 6.9675% pay float. (3m JIBAR) 17/08/2030	ZAR	75,700,000	(7,139)	(0.00)
Receive fixed 0.2253% pay float. (3m STIBOR) 16/03/2030	SEK	20,500,000	(8,063)	(0.00)
Receive fixed 2.25% pay float. (6m CLP) 21/09/2030	CLP	740,700,000	(8,352)	(0.00)
Pay fixed -0.2458% receive float. (6m EURIBOR) 10/08/2030	EUR	2,100,000	(8,783)	(0.00)
Pay fixed -0.1298% receive float. (6m EURIBOR) 25/05/2030	EUR	500,000	(9,261)	(0.00)
Pay fixed 4.325% receive float. (1d CLP) 26/05/2030	COP	5,481,950,000	(11,372)	(0.00)
Receive fixed 1.07% pay float. (6m THBFIX) 21/09/2030	THB	43,900,000	(11,449)	(0.00)
Pay fixed 0.6443% receive float. (3m NZ) 10/08/2030	NZD	1,300,000	(11,885)	(0.00)
Pay fixed 0.1202% receive float. (6m JPY LIBOR) 08/01/2030	JPY	208,800,000	(15,245)	(0.00)
Pay fixed 4.36% receive float. (1d CLP) 22/05/2030	COP	5,481,950,000	(15,676)	(0.00)
Receive fixed 0.0427% pay float. (6m JPY LIBOR) 13/08/2029	JPY	261,800,000	(15,771)	(0.00)
Pay fixed 4.5625% receive float. (1d CLP) 10/06/2030	COP	2,346,893,000	(16,218)	(0.00)
Pay fixed 0.086% receive float. (6m JPY LIBOR) 11/11/2029	JPY	377,100,000	(17,422)	(0.00)
Pay fixed 2.86% receive float. (3m KLIBOR) 18/02/2030	MYR	1,500,000	(17,818)	(0.00)
Receive fixed 0.0085% pay float. (6m JPY LIBOR) 24/06/2029	JPY	656,900,000	(18,538)	(0.00)
Pay fixed 0.5237% receive float. (6m EURIBOR) 06/05/2029	EUR	220,000	(19,361)	(0.01)
Pay fixed 0.8% receive float. (3m ILS) 10/04/2030	ILS	5,600,000	(19,410)	(0.01)
Receive fixed 0.9348% pay float. (3m CDOR) 06/08/2030	CAD	1,500,000	(20,122)	(0.01)
Pay fixed 2.43% receive float. (3m KLIBOR) 17/09/2030	MYR	6,400,000	(20,890)	(0.01)
Pay fixed 4.58% receive float. (1d CLP) 09/06/2030	COP	2,917,700,000	(21,227)	(0.01)
Pay fixed 4.69% receive float. (1d CLP) 12/06/2030	COP	2,265,245,000	(21,651)	(0.01)
Pay fixed 0.0317% receive float. (6m EURIBOR) 05/08/2029	EUR	900,000	(33,945)	(0.01)
Pay fixed 0.2853% receive float. (6m CHF LIBOR) 29/07/2029	CHF	2,600,000	(34,274)	(0.01)
Receive fixed 1.045% pay float. (6m THBFIX) 07/07/2030	THB	111,800,000	(34,484)	(0.01)
Receive fixed 0.078% pay float. (6m JPY LIBOR) 27/08/2029	JPY	381,200,000	(34,623)	(0.01)
Pay fixed 4.46% receive float. (1d CLP) 20/08/2030	COP	8,751,700,000	(36,252)	(0.01)
Pay fixed 2.34% receive float. (6m HUF LIBOR) 08/03/2029	HUF	183,650,000	(36,999)	(0.01)
Pay fixed 1.5627% receive float. (3m ILS) 07/06/2029	ILS	1,800,000	(42,943)	(0.01)
Pay fixed -0.1578% receive float. (6m EURIBOR) 18/05/2030	EUR	3,300,000	(51,080)	(0.01)
Receive fixed 0.971% pay float. (3m Korean CD) 19/08/2030	KRW	4,838,200,000	(51,468)	(0.01)
Pay fixed -0.1898% receive float. (6m EURIBOR) 20/07/2030	EUR	5,000,000	(54,544)	(0.01)
Pay fixed 0.7323% receive float. (3m NZ) 20/07/2030	NZD	4,700,000	(70,858)	(0.02)
Receive fixed 5.48% pay float. (12m BRACETIP) 02/01/2025	BRL	14,500,000	(77,872)	(0.02)
Pay fixed 1.24% receive float. (6m SIBOR) 09/04/2030	SGD	4,000,000	(111,856)	(0.03)
Receive fixed 0.97% pay float. (3m CDOR) 16/07/2030	CAD	11,600,000	(123,021)	(0.03)
Pay fixed -0.0133% receive float. (6m EURIBOR) 27/04/2030	EUR	4,600,000	(148,090)	(0.04)
Pay fixed 2.32% receive float. (6m SIBOR) 11/03/2029	SGD	1,630,000	(152,319)	(0.04)
Pay fixed 0.0857% receive float. (6m EURIBOR) 08/07/2029	EUR	3,800,000	(164,064)	(0.04)
Pay fixed 3.245% receive float. (6m HUF LIBOR) 12/11/2028	HUF	417,400,000	(174,199)	(0.05)
Pay fixed 3.285% receive float. (3m KLIBOR) 03/12/2029	MYR	15,100,000	(299,771)	(0.08)
Pay fixed 2.699% receive float. (6m SIBOR) 13/11/2028	SGD	3,400,000	(384,228)	(0.10)
Pay fixed 0.2982% receive float. (6m EURIBOR) 10/06/2029	EUR	6,500,000	(422,536)	(0.11)
Pay fixed 2.36% receive float. (3m New Zealand) 18/03/2029	NZD	5,000,000	(549,238)	(0.14)
Pay fixed 2.415% receive float. (3m NZ) 12/02/2029	NZD	5,600,000	(627,727)	(0.16)
			(1,634,338)	**(0.42)**

하룻밤 지수 스왑

	CCY	기본 노출	미실현 이익 / (손실) USD	% 순자산
Receive fixed 0.1098% pay float. (1d SONIA) 17/09/2030	GBP	5,500,000	(55,808)	(0.01)
			(55,808)	**(0.01)**

기타 자산 및 부채	4,766,253	1.23
순자산	**386,737,010**	**100.00**

현재 투자종목 명세서서 2020년 10월 31일

지역별 배분

국가	국가 코드	% 순자산
미국	US	37.51
영국	GB	14.59
일본	JP	11.68
이탈리아	IT	6.43
네덜란드	NL	5.30
프랑스	FR	4.33
룩셈부르크	LU	3.36
초 국가	SU	2.02
아일랜드	IE	1.34
독일	DE	1.16
스페인	ES	1.11
스웨덴	SE	0.99
포르투갈	PT	0.77
노르웨이	NO	0.65
호주	AU	0.64
터키	TR	0.59
카타르	QA	0.54
버진 아일랜드 (영국령)	VG	0.50
홍콩	HK	0.47
멕시코	MX	0.46
브라질	BR	0.39
케이맨 제도	KY	0.37
스위스	CH	0.35
덴마크	DK	0.35
불가리아	BG	0.34
우크라이나	UA	0.34
Oman	OM	0.30
인도	IN	0.24
파나마	PA	0.24
헝가리	HU	0.22
이스라엘	IL	0.22
오스트리아	AT	0.21
엘살바도르	SV	0.20
캐나다	CA	0.20
에콰도르	EC	0.19
Paraguay	PY	0.19
버뮤다	BM	0.16
인도네시아	ID	0.11
칠레	CL	0.08
모리셔스	MU	0.08
아르헨티나	AR	0.05
현금 및 기타 순자산		0.55

현재 투자종목 명세서서 2020년 10월 31일

공인된 주식 또는 공식 증권거래소에서 거래됨

에너지

	국가 코드	CCY	주식 또는 명목	시가(USD)	% 순자산
Equinor 3.125% 06/04/2030	NO	USD	9,369,582	10,371,123	0.40
Energy Transfer Operating 6.25% 15/04/2049	US	USD	7,836,378	8,266,352	0.32
Equinor 3.70% 06/04/2050	NO	USD	6,410,687	7,156,592	0.28
Shell Int'l Finance 3.25% 06/04/2050	NL	USD	6,416,744	6,643,696	0.26
BP Capital Markets 3.161% 17/03/2021 EMTN	GB	USD	5,678,535	5,729,166	0.22
Saudi Arabian Oil 2.75% 16/04/2022 Reg S	SA	USD	4,997,110	5,114,573	0.20
Energy Transfer Operating 6.00% 15/06/2048	US	USD	4,656,398	4,776,847	0.19
Energy Transfer Operating 5.00% 15/05/2050	US	USD	4,951,682	4,626,193	0.18
Valero Energy 2.70% 15/04/2023	US	USD	3,785,690	3,896,572	0.15
Pertamina Persero 3.10% 27/08/2030 Reg S	ID	USD	3,657,733	3,792,032	0.15
BP Capital Markets 1.00% 28/04/2023	GB	GBP	2,877,124	3,737,532	0.15
Pioneer Natural Resources 1.90% 15/08/2030	US	USD	3,785,690	3,551,215	0.14
BP Capital Markets 4.375% VRN (Perpetual)	GB	USD	3,422,264	3,542,043	0.14
Energy Transfer Operating 5.25% 15/04/2029	US	USD	3,179,979	3,447,117	0.13
Equinor 2.38% 22/05/2030	NO	USD	3,073,980	3,208,706	0.12
Energy Transfer Operating 4.05% 15/03/2025	US	USD	2,347,128	2,470,481	0.10
Energy Transfer Operating 4.50% 15/04/2024	US	USD	1,760,346	1,869,962	0.07
Chevron 3.078% 11/05/2050	US	USD	1,228,078	1,277,229	0.05
Pertamina Persero 6.50% 27/05/2041 Reg S	ID	USD	889,637	1,148,063	0.04
Pertamina Persero 6.00% 03/05/2042 Reg S	ID	USD	888,123	1,083,929	0.04
				85,709,423	**3.33**

유틸리티

	국가 코드	CCY	주식 또는 명목	시가(USD)	% 순자산
NextEra Energy Capital 2.25% 01/06/2030	US	USD	5,173,524	5,356,333	0.21
				5,356,333	**0.21**

소재

	국가 코드	CCY	주식 또는 명목	시가(USD)	% 순자산
Ashland 6.875% 15/05/2043	US	USD	11,236,684	14,447,061	0.56
Indonesia 5.71% 15/11/2023 Reg S	ID	USD	8,578,373	9,449,078	0.37
Arcelormittal 7.25% 15/10/2039	LU	USD	6,234,274	7,628,511	0.30
DuPont de Nemours 2.169% 01/05/2023	US	USD	6,609,814	6,675,031	0.26
Ball 5.25% 01/07/2025	US	USD	5,712,606	6,471,811	0.25
LYB International Finance 3.80% 10/01/2060	US	USD	5,662,635	5,483,841	0.21
Indonesia 5.23% 15/11/2021 Reg S	ID	USD	4,277,829	4,451,128	0.17
LYB International Finance 3.375% 01/10/2040	US	USD	3,817,490	3,799,514	0.15
Sig Combib 2.125% 18/06/2025 Reg S	LU	EUR	2,241,128	2,671,503	0.10
Inalum 6.53% 15/11/2028 Reg S	ID	USD	1,949,630	2,379,693	0.09
				63,457,171	**2.46**

산업재

	국가 코드	CCY	주식 또는 명목	시가(USD)	% 순자산
Boeing 3.10% 01/05/2026	US	USD	3,785,690	3,829,922	0.15
Ashtead Capital 4.125% 15/08/2025 144A	US	USD	3,709,976	3,819,680	0.15
Southwest Airlines 5.125% 15/06/2027	US	USD	2,938,452	3,272,062	0.13
Rolls-Royce 5.75% 15/10/2027 Reg S	GB	GBP	2,188,129	2,843,212	0.11
Rolls-Royce 5.75% 15/10/2027 144A	GB	USD	2,273,685	2,304,948	0.09
Boeing 2.50% 01/03/2025	US	USD	757,138	753,238	0.03
				16,823,062	**0.65**

정보 기술

	국가 코드	CCY	주식 또는 명목	시가(USD)	% 순자산
VMware 4.70% 15/05/2030	US	USD	4,895,654	5,786,162	0.22
Amadeus IT Group 1.50% 09/04/2025	ES	EUR	3,937,117	5,422,908	0.21
VMware 4.65% 15/05/2027	US	USD	3,039,909	3,529,139	0.14
VMware 4.50% 15/05/2025	US	USD	3,025,523	3,428,189	0.13
Infineon Tech. 2.875% VRN (Perpetual) EMTN	DE	EUR	2,195,700	2,546,850	0.10
				20,713,248	**0.80**

소비재

	국가 코드	CCY	주식 또는 명목	시가(USD)	% 순자산
Volkswagen Int'l Finance 4.125% 16/11/2038	NL	EUR	12,644,204	20,469,450	0.79
Lennar 5.875% 15/11/2024	US	USD	13,025,044	14,669,456	0.57
Time Warner Cable 5.25% 15/07/2042	US	GBP	7,457,809	12,673,192	0.49
Toll Brothers Finance 3.80% 01/11/2029	US	USD	7,158,739	7,622,912	0.30
Pearson Funding 3.75% 04/06/2030	GB	GBP	5,462,750	7,612,258	0.30
Prosus 3.68% 21/01/2030 Reg S	NL	USD	5,602,821	6,109,660	0.24
Prosus 5.50% 21/07/2025 Reg S	NL	USD	4,542,828	5,229,594	0.20
Time Warner Cable 5.75% 02/06/2031	US	GBP	3,134,551	5,216,472	0.20
InterContinental Hotel Grp. 3.375% 08/10/2028 EMTN	GB	GBP	3,628,962	4,722,374	0.18
UPCB Finance VII 3.625% 15/06/2029 Reg S	KY	EUR	3,918,189	4,576,663	0.18
Meituan 3.05% 28/10/2030 Reg S	KY	USD	4,561,756	4,555,807	0.18
Toll Brothers Finance 4.875% 15/11/2025	US	USD	3,785,690	4,206,450	0.16
Meituan 2.125% 28/10/2025 Reg S	KY	USD	4,012,831	4,021,415	0.16
General Motors 6.80% 01/10/2027	US	USD	2,983,881	3,668,667	0.14
General Motors 6.125% 01/10/2025	US	USD	3,028,552	3,547,725	0.14
Prosus 4.027% 03/08/2050 Reg S	NL	USD	2,517,484	2,581,932	0.10
Dufry One 1.00% 04/05/2023	NL	CHF	1,817,131	2,451,843	0.10
Toll Brothers Finance 4.375% 15/04/2023	US	USD	2,271,414	2,384,121	0.09
General Motors Financial 4.375% 25/09/2021	US	USD	2,233,557	2,302,919	0.09
Lennar 4.75% 29/11/2027	US	USD	1,859,531	2,131,487	0.08
PulteGroup 5.50% 01/03/2026	US	USD	1,514,276	1,744,257	0.07
Toll Brothers Finance 4.35% 15/02/2028	US	USD	757,138	833,654	0.03
				123,332,308	**4.79**

소비재

	국가 코드	CCY	주식 또는 명목	시가(USD)	% 순자산
Altria Group 2.20% 15/06/2027	US	EUR	9,539,938	12,112,710	0.47
BAT Capital 2.726% 25/03/2031	US	USD	6,384,187	6,317,138	0.25
BAT Capital 2.259% 25/03/2028	US	USD	3,800,833	3,800,957	0.15
AB InBEV Worldwide 5.80% 23/01/2059	US	USD	1,670,246	2,345,760	0.09
Altria Group 4.80% 14/02/2029	US	USD	1,514,276	1,782,114	0.07
				26,358,679	**1.02**

건강

	국가 코드	CCY	주식 또는 명목	시가(USD)	% 순자산
Aetna 2.80% 15/06/2023	US	USD	8,077,905	8,490,419	0.33
AbbVie 4.875% 14/11/2048	US	USD	5,019,825	6,372,407	0.25
Medtronic 1.375% 15/10/2040	LU	EUR	4,964,554	6,013,703	0.23
Becton Dickinson 3.30% 01/03/2023	US	USD	5,053,896	5,293,142	0.21
Becton Dickinson 3.125% 08/11/2021	US	USD	4,738,169	4,861,414	0.19
AbbVie 2.90% 06/11/2022	US	USD	4,542,828	4,760,626	0.18
Becton Dickinson 1.90% 15/12/2026	US	EUR	3,785,690	4,744,703	0.18
Cigna 2.40% 15/03/2030	US	USD	4,090,816	4,240,954	0.16
Cigna 3.40% 15/03/2050	US	USD	3,813,704	4,025,889	0.16
AbbVie 4.70% 14/05/2045	US	USD	3,104,266	3,773,864	0.15
Smith & Nephew 2.032% 14/10/2030	GB	USD	3,204,965	3,186,103	0.12
Bayer 2.375% VRN 12/11/2079	DE	EUR	2,725,697	3,094,635	0.12
Aetna 4.75% 15/03/2044	US	USD	2,271,414	2,760,813	0.11
AbbVie 4.50% 14/05/2035	US	USD	1,854,988	2,246,719	0.09
Teva Pharmaceutical Fin. 1.875% 31/03/2027	NL	EUR	2,225,986	2,213,262	0.09
Mylan 2.25% 22/11/2024	NL	EUR	1,410,548	1,762,115	0.07
Teva Pharmaceutical Finance 1.625% 15/10/2028	NL	EUR	1,836,060	1,735,376	0.07
				69,576,144	**2.70**

금융

	국가 코드	CCY	주식 또는 명목	시가(USD)	% 순자산
Kreditanstalt 2.125% 15/06/2022	DE	USD	60,571,036	62,449,235	2.42
IBRD 0.50% 28/10/2025	SU	USD	45,428,277	45,341,893	1.76
KfW 0.375% 18/07/2025	DE	USD	29,225,525	29,090,602	1.13
Morgan Stanley 2.75% 19/05/2022	US	USD	19,459,203	20,168,502	0.78
Inter-American Dev. Bank 0.625% 15/07/2025	SU	USD	14,082,766	14,140,312	0.55
Barclays 4.61% VRN 15/02/2023	GB	USD	11,712,924	12,271,753	0.48
European Investment Bank 0.625% 21/10/2027	SU	USD	10,141,863	10,064,032	0.39
AIB Group 2.875% VRN 30/05/2031 EMTN	IE	EUR	8,470,102	9,945,138	0.39
Intercontinental Exchange 0.70% 15/06/2023	US	USD	9,748,151	9,807,937	0.38
Standard Chartered 1.354% FRN 14/10/2023 144A	GB	USD	8,631,373	8,687,500	0.34
Affiliated Managers 3.30% 15/06/2030	US	USD	6,814,242	7,241,812	0.28
General Electric 6.75% 15/03/2032	US	USD	5,243,180	6,755,021	0.26
MDGH - GMTN 2.50% 07/11/2024 Reg S	NL	USD	5,663,392	5,941,731	0.23
MDGH - GMTN 2.875% 07/11/2029 Reg S	NL	USD	5,413,536	5,776,000	0.22
AerCap Global Aviation Trust 4.625% 15/10/2027	IE	USD	5,746,677	5,703,220	0.22
Citigroup 5.875% 30/01/2042	US	USD	3,747,833	5,469,823	0.21
Marsh & McLennan 3.50% 29/12/2020	US	USD	5,281,037	5,308,006	0.21
HSBC Holdings 2.357% VRN 18/08/2031	GB	USD	5,016,039	4,990,593	0.19
Barclays 4.375% 12/01/2026	GB	USD	3,785,690	4,293,475	0.17
BP Capital Markets 1.749% 10/08/2030	US	USD	4,063,559	3,960,653	0.15
HSBC Holding 2.848% VRN 04/06/2031	GB	USD	3,785,690	3,932,837	0.15
HSBC Holdings 1.645% VRN 18/04/2026	GB	USD	3,918,189	3,930,041	0.15
Goldman Sachs Group 6.25% 01/02/2041	US	USD	2,612,126	3,920,138	0.15
HSBC Holding 2.099% VRN 04/06/2026	GB	USD	3,778,876	3,860,981	0.15
BP Capital Markets 2.772% 10/11/2050	US	USD	4,063,559	3,657,970	0.14
				296,709,205	**11.52**

부동산

	국가 코드	CCY	주식 또는 명목	시가(USD)	% 순자산
Crown Castle International 3.30% 01/07/2030	US	USD	5,599,035	6,110,414	0.24
American Tower 2.10% 15/06/2030	US	USD	5,299,966	5,332,795	0.21
American Tower 3.10% 15/06/2050	US	USD	5,299,966	5,197,557	0.20
American Tower 3.60% 15/01/2028	US	USD	3,785,690	4,232,865	0.16
Crown Castle International 5.20% 15/02/2049	US	USD	3,168,622	4,101,995	0.16
Digital Dutch Finco 1.50% 15/03/2030	NL	EUR	2,176,772	2,683,228	0.10
Crown Castle International 4.15% 01/07/2050	US	USD	2,144,972	2,463,879	0.10
				30,122,733	**1.17**

정부

	국가 코드	CCY	주식 또는 명목	시가(USD)	% 순자산
US Treasury 0.625% 15/05/2030	US	USD	298,488,388	292,705,176	11.36
US Treasury 2.875% 31/10/2023	US	USD	115,656,381	124,917,928	4.85
US Treasury 2.375% 15/11/2049	US	USD	94,231,724	111,042,517	4.31
US Treasury 2.00% 15/02/2050	US	USD	96,694,088	105,321,014	4.09
US Treasury 0.625% 15/08/2030	US	USD	90,209,201	88,242,923	3.43
US Treasury 0.250% 15/04/2023	US	USD	66,045,144	66,174,138	2.57
US Treasury 0.50% 31/03/2025	US	USD	61,229,746	61,696,145	2.40
US Treasury 0.25% 15/06/2023	US	USD	52,568,088	52,666,653	2.04
US Treasury 3.00% 31/10/2025	US	USD	38,364,180	43,324,549	1.68
US Treasury 1.125% 28/02/2025	US	USD	28,279,103	29,265,557	1.14
US Treasury 1.25% 15/05/2050	US	USD	30,380,160	27,622,211	1.07
US Treasury 0.125% 15/09/2023	US	USD	27,643,107	27,592,356	1.07
Germany 0.00% 15/02/2030	DE	EUR	21,268,005	26,342,691	1.02

* 이사회 결정으로 가격이 책정된 유가증권.

별첨 재무제표에 대한 주석은 본 재무제표의 중요한 일부입니다. 투자종목 명세서 및 지역별 배분의 순자산 비율은 반올림되었습니다.

현재 투자종목 명세서서 2020년 10월 31일

	국가 코드	CCY	주식 또는 명목	시가(USD)	% 순자산
US Treasury 0.25% 31/08/2025	US	USD	26,408,972	26,262,485	1.02
US Treasury 0.125% 30/06/2022	US	USD	24,039,130	24,031,618	0.93
US Treasury 0.125% 15/05/2023	US	USD	23,372,849	23,345,459	0.91
US Treasury 0.25% 31/05/2025	US	USD	20,170,155	20,087,426	0.78
US Treasury 1.50% 31/08/2021	US	USD	16,861,462	17,052,559	0.66
US Treasury 0.25% 30/06/2025	US	USD	17,118,889	17,039,313	0.66
US Treasury 0.50% 31/05/2027	US	USD	16,558,607	16,468,052	0.64
US Treasury 1.375% 15/08/2050	US	USD	13,779,911	12,934,815	0.50
US Treasury 0.375% 30/09/2027	US	USD	10,955,786	10,774,331	0.42
Australia 1.75% 21/06/2051	AU	AUD	13,129,529	9,136,119	0.35
US Treasury 0.375% 31/03/2022	US	USD	8,479,945	8,508,432	0.33
US Treasury 1.125% 15/08/2040	US	USD	7,571,380	7,204,049	0.28
US Treasury 0.125% 30/09/2022	US	USD	7,132,240	7,129,454	0.28
US Treasury 0.50% 30/06/2027	US	USD	6,609,814	6,569,019	0.26
US Treasury 0.125% 15/10/2023	US	USD	4,474,685	4,465,771	0.17
Australia 1.25% 21/05/2032	AU	AUD	4,618,542	3,361,981	0.13
Australia 2.75% 21/11/2029	AU	AUD	3,982,546	3,292,679	0.13
Indonesia 4.875% 05/05/2021 Reg S	ID	USD	2,612,126	2,670,439	0.10
US Treasury 0.50% 31/08/2027	US	USD	2,437,984	2,419,699	0.09
US Treasury 0.25% 30/09/2025	US	USD	1,836,060	1,825,086	0.07
				1,281,492,644	49.75

개방형 펀드

Fidelity ILF - The US Dollar Fund - A-ACC-USD	IE	USD	667	12,115,230	0.47
				12,115,230	0.47

커뮤니케이션 서비스

Netflix 3.625% 15/06/2030 Reg S	US	EUR	5,243,180	6,679,987	0.26
AT&T 3.65% 01/06/2051	US	USD	2,195,700	2,150,644	0.08
Walt Disney 2.20% 13/01/2028	US	USD	1,801,988	1,886,426	0.07
Netflix 4.625% 15/05/2029	US	EUR	1,324,991	1,798,327	0.07
AT&T 4.35% 01/03/2029	US	USD	1,514,276	1,763,862	0.07
UPCB Finance IV 4.00% 15/01/2027 Reg S	KY	EUR	1,362,848	1,607,189	0.06
				15,886,435	0.62

증권 자격 취득 또는 기타 통제 된 시장 에서 죽음을 맞게

에너지

Kommunalbanken 0.875% 12/03/2025 144A	NO	USD	11,357,069	11,523,428	0.45
Aker BP 4.00% 15/01/2031 144A	NO	USD	7,541,094	7,394,671	0.29
Diamondback Energy 3.50% 01/12/2029	US	USD	6,306,959	6,282,684	0.24
Eni 4.75% 12/09/2028	IT	USD	3,260,236	3,805,969	0.15
Diamondback Energy 5.375% 31/05/2025	US	USD	3,145,908	3,254,680	0.13
Aker BP 2.875% 15/01/2026 144A	NO	USD	2,852,896	2,827,713	0.11
Diamondback Energy 3.25% 01/12/2026	US	USD	2,214,629	2,275,388	0.09
Diamondback Energy 2.875% 01/12/2024	US	USD	1,779,274	1,802,813	0.07
Eni 4.00% 12/09/2023 Reg S	IT	USD	1,030,465	1,115,367	0.04
				40,282,713	1.56

소재

Glencore Funding 2.50% 01/09/2030 144A	US	USD	10,175,934	9,891,279	0.38
				9,891,279	0.38

정보 기술

Adevinta 2.625% 15/11/2025 Reg S	NO	EUR	7,581,979	8,831,177	0.34
Microsoft 2.40% 08/08/2026	US	USD	5,299,966	5,758,145	0.22
Apple 2.75% 13/01/2025	US	USD	4,671,541	5,056,263	0.20
Cree 1.75% 01/05/2026	US	USD	2,649,983	3,995,403	0.16
Adevinta 3.00% 15/11/2027 Reg S	NO	EUR	2,497,798	2,940,135	0.11
Envestnet 0.75% 15/08/2025	US	USD	2,820,339	2,833,953	0.11
Science Applications Intl. 4.875% 01/04/2028 144A	US	USD	757,138	794,450	0.03
				30,209,526	1.17

소비재

Charter Communications 6.834% 23/10/2055	US	USD	9,037,199	12,800,563	0.50
Charter Communications 6.484% 23/10/2045	US	USD	7,325,310	9,922,673	0.39
Lennar 5.00% 15/06/2027	US	USD	6,481,101	7,420,861	0.29
Intercontinental Hotel Grp. 1.625% 08/10/2024 EMTN	GB	EUR	6,244,117	7,263,469	0.28
Lennar 5.375% 01/10/2022	US	USD	6,416,744	6,856,387	0.27
Expedia Group 4.625% 01/08/2027 144A	US	USD	5,403,694	5,674,229	0.22
Expedia Group 3.60% 15/12/2023 144A	US	USD	5,403,694	5,560,494	0.22
Charter Communications 5.75% 01/04/2048	US	USD	3,899,260	4,891,289	0.19
Marriott International 3.125% 15/06/2026	US	USD	3,785,690	3,800,958	0.15
Volkswagen Group 4.625% 13/11/2025 Reg S	US	USD	2,952,838	3,418,120	0.13
Hilton Domestic Operating 4.875% 15/01/2030	US	USD	3,293,550	3,394,415	0.13
Marriott International 4.625% 15/06/2030	US	USD	2,669,668	2,853,070	0.11
Lennar 5.25% 01/06/2026	US	USD	1,400,705	1,595,067	0.06
				75,451,595	2.93

소비재

Lamb Weston Holdings 4.625% 01/11/2024 144A	US	USD	4,959,254	5,132,827	0.20
Keurig Dr Pepper 5.085% 25/05/2048	US	USD	3,785,690	5,074,502	0.20
Barry Callebaut Services 5.50% 15/06/2023 144A	BE	USD	3,785,690	4,079,081	0.16
Barry Callebaut Services 5.50% 15/06/2023 Reg S	BE	USD	1,043,336	1,124,195	0.04
Lamb Westton Holdings 4.875% 15/05/2028 144A	US	USD	662,496	719,053	0.03
				16,129,658	0.63

건강

AbbVie 2.30% 21/11/2022 144A	US	USD	10,921,715	11,318,600	0.44
Royalty Pharma 0.75% 02/09/2023 144A	GB	USD	6,681,742	6,683,777	0.26
Royalty Pharma 1.20% 02/09/2025 144A	GB	USD	5,413,536	5,392,020	0.21
Bayer US Finance 4.70% 15/07/2064 144A	US	USD	4,383,072	4,946,650	0.19
AbbVie 2.95% 21/11/2026 144A	US	USD	4,467,114	4,882,051	0.19
Nutrition 1.23% 01/10/2025 144A	US	USD	4,416,386	4,425,115	0.17
Bayer US Finance II 4.25% 15/12/2025 144A	US	USD	3,747,833	4,263,743	0.17
Centene 5.375% 01/06/2026 144A	US	USD	3,785,690	3,988,073	0.15
Nutritio & Bioscience 1.832% 15/10/2027 144A	US	USD	3,870,489	3,882,610	0.15
Royalty Pharma 3.55% 02/09/2050 144A	GB	USD	3,880,332	3,730,822	0.14
Nutrition & Bioscience 3.268% 15/11/2040 144A	US	USD	2,712,068	2,788,126	0.11
Royalty Pharma 1.75% 02/09/2027 144A	GB	USD	2,665,126	2,652,829	0.10
Mylan 3.75% 15/12/2020	NL	USD	2,416,784	2,419,857	0.09
Teva Pharmaceutical Fin. 6.75% 01/03/2028	NL	USD	1,760,346	1,852,236	0.07
				63,226,509	2.45

금융

Bank Of America 1.197% VRN 24/10/2026 MTN	US	USD	19,004,163	19,014,075	0.74
UBS Group 1.008% VRN 30/07/2024 144A	CH	USD	16,283,766	16,355,530	0.63
Wells Fargo Bank 2.082% VRN 09/09/2022	US	USD	13,695,111	13,893,615	0.54
UBS Group 1.364% VRN 30/01/2027 144A	CH	USD	11,735,638	11,710,630	0.45
Willis North America 3.875% 15/09/2049	US	USD	9,657,295	11,290,888	0.44
Garfunkelux Holdco 3 7.75% 01/11/2025 Reg S	LU	GBP	8,196,775	10,454,021	0.41
Citigroup 2.666% VRN 29/01/2031	US	USD	9,240,869	9,715,756	0.38
UBS 1.75% 21/04/2022 144A	CH	USD	8,669,230	8,829,666	0.34
Willis North America 4.50% 15/09/2028	US	USD	6,980,812	8,330,756	0.32
BNP Paribas 3.052% VRN 13/01/2031 144A	FR	USD	7,571,380	8,032,209	0.31
Garfunkelux Holdco 3 6.75% 01/11/2025 Reg S	LU	EUR	6,993,683	8,021,648	0.31
Citigroup VRN 2.572% 03/06/2031	US	USD	6,284,245	6,563,652	0.25
Wells Fargo & Co 2.393% VRN 02/06/2028 MTN	US	USD	5,394,608	5,610,439	0.22
Truist Bank 0.826% FRN 09/03/2023	US	USD	5,352,208	5,395,040	0.21
Morgan Stanley 5.597% VRN 24/03/2051 GMTN	US	USD	2,877,124	4,362,005	0.17
Rabobank 4.375% 04/08/2025	NL	USD	3,785,690	4,284,982	0.17
Wells Fargo & Co 5.013% VRN 04/04/2051 MTN	US	USD	2,696,925	3,661,686	0.14
Danske Bank 5.375% 12/01/2024 Reg S	DK	USD	2,824,125	3,172,983	0.12
Danske Bank 3.001% VRN 20/09/2022 144A	DK	USD	3,061,866	3,116,227	0.12
Rabobank 5.25% 04/08/2045	NL	USD	1,514,276	2,051,392	0.08
MSCI 3.875% 15/02/2031 144A	US	USD	1,514,276	1,582,418	0.06
				165,449,618	6.42

부동산

Equinix 2.625% 18/11/2024	US	USD	3,990,117	4,244,673	0.16
Equinix 2.15% 15/07/2030	US	USD	3,785,690	3,812,098	0.15
SHK Properties Capital Mks 2.875% 21/01/2030 EMTN	KY	USD	2,952,838	3,102,458	0.12
Equinix 2.90% 18/11/2026	US	USD	2,503,855	2,698,150	0.10
				13,857,379	0.54

정부

Japan Inflation Linked Bond 0.10% 10/03/2029	JP	JPY	4,468,628,200	42,615,366	1.65
Italy 2.55% 15/09/2041	IT	EUR	4,656,398	8,748,961	0.34
Mexico 5.00% 27/04/2051	MX	USD	2,820,339	3,225,058	0.13
				54,589,385	2.12

커뮤니케이션 서비스

T-Mobile USA 3.60% 15/11/2060 144A	US	USD	5,692,163	5,611,277	0.22
T-Mobile USA 3.50% 15/04/2025 144A	US	USD	4,986,511	5,466,412	0.21
Netflix 3.625% 15/05/2027 Reg S	US	EUR	3,520,691	4,445,244	0.17
T-Mobile USA 4.50% 15/04/2050 144A	US	USD	3,590,348	4,224,206	0.16
T-Mobile USA 3.875% 15/04/2030 144A	US	USD	2,725,697	3,063,601	0.12
AT&T 3.875% 15/01/2026	US	USD	1,514,276	1,714,402	0.07
AT&T 4.90% 15/06/2042	US	USD	1,429,476	1,687,558	0.07
				26,212,700	1.02

목록에 없음

유틸리티

TXU Europe Funding 7.00% 30/11/2005 (Defaulted)*	GB	EUR	851,780	10	0.00
TXU Eastern Funding 6.45% 15/05/2005 (Defaulted)*	GB	USD	662,496	7	0.00
				17	0.00

소비재

Virgin Media Secured Fin. 4.125% 15/08/2030	GB	GBP	8,366,374	10,631,025	0.41
				10,631,025	0.41

현재 투자종목 명세서서 2020년 10월 31일

	시장 가격	% 순자산
총 투자 (비용 USD 2,502,795,942)	2,553,584,019	99.14

신용 디폴트 스왑 (Credit Default Swap)

	CCY	기본 노출	미실현 이익 / (손실) USD	% 순자산
매수 보호 브라질 4.25% 20/12/2025	USD	12,795,631	727,344	0.03
매도 보호 CDX NA HY S35 5 년 20/12/202	USD	17,035,604	605,347	0.02
매수 보호 Munich Re 7.625% 20/12/2020	EUR	3,785,690	(5,162)	(0.00)
매수 보호 XL Capital Yank 6.25% 20/12/2020	USD	7,571,380	(10,274)	(0.00)
매수 보호 Quest Diagnostic 6.95% 20/06/2021	USD	2,271,414	(13,641)	(0.00)
매수 보호 Lincoln National 3.35% 20/12/2025	USD	4,845,683	(21,469)	(0.00)
매수 보호 Conocophillips 5.9% 20/06/2022	USD	2,725,697	(29,414)	(0.00)
매수 보호 Avnet 4.875% 20/06/2025	USD	3,785,690	(31,268)	(0.00)
매수 보호 Avnet 4.875% 20/06/2022	USD	2,801,410	(32,685)	(0.00)
매수 보호 Aig International 6.25% 20/12/2025	USD	4,845,683	(59,478)	(0.00)
매수 보호 Wells Fargo 3.069% 20/12/2025	USD	5,905,676	(99,136)	(0.00)
매수 보호 Dow Chemical 7.375% 20/12/2025	USD	16,657,035	(246,175)	(0.01)
매수 보호 Viacomcbs 4.75% 20/12/2025	USD	23,300,921	(315,869)	(0.01)
매수 보호 일반사항 Motors 4.875% 20/12/2025	USD	13,477,056	(2,390,239)	(0.09)
			(1,922,119)	(0.07)

선물환 계약

	기본 노출 USD	미실현 이익 / (손실) USD	% 순자산
구입 USD 판매 EUR 에 1.18657 12/11/2020	163,996,158	2,996,113	0.12
구입 USD 판매 NOK 에 0.11227 12/11/2020	24,771,266	1,748,958	0.07
구입 USD 판매 SEK 에 0.11499 12/11/2020	25,941,618	571,775	0.02
구입 USD 판매 GBP 에 1.31668 12/11/2020	26,477,133	432,395	0.02
구입 USD 판매 SEK 에 0.11393 12/11/2020	27,118,777	343,224	0.01
구입 USD 판매 CAD 에 0.76029 12/11/2020	26,156,027	323,607	0.01
구입 USD 판매 AUD 에 0.71980 12/11/2020	9,412,004	224,410	0.01
구입 USD 판매 AUD 에 0.72481 12/11/2020	5,583,753	172,969	0.01
구입 USD 판매 EUR 에 1.18181 12/11/2020	11,722,834	166,263	0.01
구입 USD 판매 EUR 에 1.19298 12/11/2020	5,982,730	142,216	0.01
구입 USD 판매 GBP 에 1.30368 12/11/2020	21,458,906	135,095	0.01
구입 USD 판매 EUR 에 1.18276 12/11/2020	7,987,267	119,794	0.00
구입 USD 판매 EUR 에 1.17604 12/11/2020	6,999,115	64,617	0.00
구입 SEK 판매 USD 에 8.90860 12/11/2020	26,527,450	60,715	0.00
구입 NOK 판매 USD 에 9.54681 12/11/2020	24,744,068	27,198	0.00
구입 USD 판매 EUR 에 1.16568 12/11/2020	9,007,181	3,100	0.00
구입 USD 판매 EUR 에 1.16547 12/11/2020	5,826,567	952	0.00
구입 USD 판매 GBP 에 1.29523 12/11/2020	4,805,375	(1,098)	(0.00)
구입 PLN 판매 USD 에 3.80446 12/11/2020	39,803	(1,554)	(0.00)
구입 PLN 판매 USD 에 3.88560 12/11/2020	107,172	(1,987)	(0.00)
구입 PLN 판매 USD 에 3.87827 12/11/2020	97,613	(1,991)	(0.00)
구입 PLN 판매 USD 에 3.69688 12/11/2020	175,313	(11,608)	(0.00)
구입 USD 판매 GBP 에 1.28873 12/11/2020	3,353,659	(17,587)	(0.00)
구입 PLN 판매 USD 에 3.72271 12/11/2020	1,008,986	(60,224)	(0.00)
구입 EUR 판매 USD 에 0.85607 12/11/2020	31,211,597	(75,990)	(0.00)
구입 EUR 판매 USD 에 0.84617 12/11/2020	7,431,157	(103,834)	(0.00)
구입 USD 판매 JPY 에 0.00949 12/11/2020	16,263,364	(118,429)	(0.00)
구입 EUR 판매 USD 에 0.84761 12/11/2020	11,032,626	(135,605)	(0.01)
구입 EUR 판매 USD 에 0.84284 12/11/2020	7,607,815	(135,799)	(0.01)
		6,867,695	0.27
A-ACC 주식 (PLN) (헤지)			
구입 PLN 판매 USD 에 3.96525 04/12/2020	66,778,362	108,987	0.00
구입 USD 판매 PLN 에 0.25218 05/11/2020	66,775,387	(108,107)	(0.00)
구입 PLN 판매 USD 에 3.87377 05/11/2020	68,245,858	(1,470,471)	(0.06)
		(1,469,591)	(0.06)
I-ACC 주식 (CHF) (헤지)			
구입 CHF 판매 USD 에 0.92127 05/11/2020	55,575	308	0.00
구입 USD 판매 CHF 에 1.09194 05/11/2020	55,883	24	0.00
구입 CHF 판매 USD 에 0.91505 04/12/2020	55,735	(22)	(0.00)
		310	0.00
I-ACC 주식 (EUR) (헤지)			
구입 USD 판매 EUR 에 1.16695 05/11/2020	191,842,906	304,134	0.01
구입 EUR 판매 USD 에 0.85639 04/12/2020	194,110,097	(304,663)	(0.01)
구입 EUR 판매 USD 에 0.85211 05/11/2020	193,235,361	(1,392,455)	(0.05)
		(1,392,984)	(0.05)
Y-ACC 주식 (CHF) (헤지)			
구입 CHF 판매 USD 에 0.92127 05/11/2020	2,553,320	14,142	0.00
구입 USD 판매 CHF 에 1.09194 05/11/2020	2,567,462	1,109	0.00
구입 CHF 판매 USD 에 0.91505 04/12/2020	2,552,653	(1,020)	(0.00)
		14,231	0.00
Y-ACC 주식 (EUR) (헤지)			
구입 USD 판매 EUR 에 1.16680 05/11/2020	125,166,603	182,273	0.01
구입 USD 판매 EUR 에 1.18473 05/11/2020	4,571,508	77,013	0.00
구입 EUR 판매 USD 에 0.85608 04/12/2020	2,728,950	(5,278)	(0.00)
구입 EUR 판매 USD 에 0.85651 04/12/2020	126,372,405	(181,120)	(0.01)
구입 EUR 판매 USD 에 0.85211 05/11/2020	130,679,791	(941,679)	(0.04)
		(868,791)	(0.03)

선물

	CCY	기본 노출	미실현 이익 / (손실) USD	% 순자산
Long Gilt Bond Future 29/12/2020	GBP	(69,444,451)	334,189	0.01
US Long Bond Future 21/12/2020	USD	(6,789,067)	174,343	0.01
Japan 10 Year Bond Future 14/12/2020	JPY	(5,286,942,900)	(20,101)	(0.00)
Euro-Bund Bond Future 08/12/2020	EUR	(5,334,794)	(91,777)	(0.00)
US Treasury Note 5 Year Bond Future 31/12/2020	USD	48,975,320	(107,199)	(0.00)
Euro-Bobl Bond Future 08/12/2020	EUR	(48,349,997)	(365,282)	(0.01)
US Treasury Note 10 Year Bond Future 21/12/2020	USD	78,601,528	(382,954)	(0.01)
미국 10 년 Ultra Bond Future 21/12/2020	USD	33,227,625	(488,837)	(0.02)
Euro-BTP Bond Future 08/12/2020	EUR	(36,016,765)	(1,200,878)	(0.05)
Euro Buxl 30 Year Bond Future 08/12/2020	EUR	(39,490,256)	(2,305,046)	(0.09)
			(4,453,542)	(0.17)

금리 스왑

	CCY	기본 노출	미실현 이익 / (손실) USD	% 순자산
Pay fixed 0.5986% receive float. (6m WIBO) 08/06/2025	PLN	261,969,732	(450,484)	(0.02)
Pay fixed 0.68% receive float. (6m WIBO) 11/05/2025	PLN	264,998,284	(708,014)	(0.03)
			(1,158,498)	(0.04)

인플레이션 스왑

	CCY	기본 노출	미실현 이익 / (손실) USD	% 순자산
Receive fixed 1.975% pay float. (US CPI) 15/10/2030	USD	5,602,821	760	0.00
Receive fixed 1.754% pay float. (US CPI) 03/08/2030	USD	10,599,931	(350,092)	(0.01)
Receive fixed 1.778% pay float. (US CPI) 27/07/2030	USD	15,142,759	(417,483)	(0.02)
			(766,815)	(0.03)

기타 자산 및 부채	27,279,095	1.06
순자산	2,575,713,010	100.00

지역별 배분

국가	국가 코드	% 순자산
미국	US	72.69
독일	DE	4.80
영국	GB	4.35
네덜란드	NL	2.88
초 국가	SU	2.70
노르웨이	NO	2.11
일본	JP	1.65
스위스	CH	1.43
룩셈부르크	LU	1.35
아일랜드	IE	1.08
인도네시아	ID	0.97
케이맨 제도	KY	0.69
호주	AU	0.61
이탈리아	IT	0.53
프랑스	FR	0.31
덴마크	DK	0.24
스페인	ES	0.21
벨기에	BE	0.20
Saudi Arabia	SA	0.20
멕시코	MX	0.13
현금 및 기타 순자산		0.89

현재 투자종목 명세서서 2020년 10월 31일

	국가 코드	CCY	주식 또는 명목	시가(USD)	% 순자산
공인된 주식 또는 공식 증권거래소에서 거래됨					
에너지					
Denbury	US	USD	903,692	14,811,511	0.40
Occidental Petroleum 7.50% 01/05/2031	US	USD	13,726,076	12,558,124	0.34
Occidental Petroleum 6.625% 01/09/2030	US	USD	11,503,526	10,097,795	0.27
Occidental Petroleum 8.875% 15/07/2030	US	USD	9,289,118	9,109,141	0.25
Targa Resources Partners 5.875% 15/04/2026	US	USD	7,884,759	8,076,950	0.22
Apache 4.875% 15/11/2027	US	USD	8,190,055	7,743,369	0.21
Crestwood Midstream Partners 5.75% 01/04/2025	US	USD	7,123,556	6,537,359	0.18
PBF Logistics Finance 6.875% 15/05/2023	US	USD	7,583,535	5,972,034	0.16
Comstock Resources 9.75% 15/08/2026	US	USD	5,397,620	5,682,885	0.15
Antero Resources 5.375% 01/11/2021	US	USD	4,542,794	4,563,236	0.12
Range Resources 4.875% 15/05/2025	US	USD	4,070,604	3,793,294	0.10
Cenovus Energy 5.375% 15/07/2025	CA	USD	3,517,002	3,711,640	0.10
Southwestern Energy 8.375% 15/09/2028	US	USD	3,447,801	3,609,417	0.10
Apache 4.625% 15/11/2025	US	USD	3,512,931	3,332,893	0.09
Murphy Oil 5.875% 01/12/2027	US	USD	4,143,875	3,273,744	0.09
Occidental Petroleum 2.70% 15/08/2022	US	USD	3,300,445	3,057,038	0.08
Occidental Petroleum 6.375% 01/09/2028	US	USD	3,451,872	3,026,860	0.08
Range Resources 5.00% 15/03/2023	US	USD	2,434,221	2,366,294	0.06
SM Energy 5.625% 01/06/2025	US	USD	5,417,973	2,186,938	0.06
Occidental Petroleum 5.875% 01/09/2025	US	USD	2,299,891	2,038,393	0.06
SM Energy 5.00% 15/01/2024	US	USD	3,850,791	1,935,023	0.05
Leviathan Bond 6.50% 30/06/2027 Regs	IL	USD	1,864,336	1,926,139	0.05
Murphy Oil USA 4.75% 15/09/2029	US	USD	1,750,360	1,837,554	0.05
Occidental Petroleum 2.90% 15/08/2024	US	USD	2,137,067	1,803,257	0.05
Occidental Petroleum 3.00% 15/02/2027	US	USD	2,145,208	1,623,654	0.04
Occidental Petroleum 4.40% 15/04/2046	US	USD	2,364,207	1,593,298	0.04
Leviathan Bond 6.75% 30/06/2030 Regs	IL	USD	1,245,605	1,282,225	0.03
PBF Holding 7.25% 15/06/2025	US	USD	2,934,905	1,223,489	0.03
SM Energy 6.625% 15/01/2027	US	USD	2,824,999	1,067,581	0.03
Occidental Petroleum 4.30% 15/08/2039	US	USD	1,182,917	809,559	0.02
SM Energy 6.75% 15/09/2026	US	USD	1,611,959	626,343	0.02
Continental Resources 4.50% 15/04/2023	US	USD	541,390	515,312	0.01
DCP Midstream Oper. 8.125% 16/08/2030	US	USD	211,671	242,059	0.01
Ship Finance International	NO	USD	36,190	231,255	0.01
Pacific Drilling	US	USD	555,331	124,672	0.00
				132,390,335	3.59
유틸리티					
InterGen 7.00% 30/06/2023 144A	NL	USD	32,980,845	31,290,577	0.85
NRG Energy 5.75% 15/01/2028	US	USD	19,490,050	21,006,863	0.57
Vistra Energy	US	USD	375,129	6,561,005	0.18
NRG Energy	US	USD	149,554	4,690,013	0.13
PG&E 5.00% 01/07/2028	US	USD	4,587,570	4,605,232	0.12
Clearway Energy Operating 5.75% 15/10/2025	US	USD	4,168,298	4,374,108	0.12
PG&E 3.95% 01/12/2047 (Defaulted)	US	USD	3,346,036	3,142,077	0.09
PG&E 5.25% 01/07/2030	US	USD	2,723,234	2,726,638	0.07
Suburban Propane 5.875% 01/03/2027	US	USD	1,656,736	1,711,615	0.05
PG&E 3.75% 15/08/2042 (Defaulted)	US	USD	402,990	373,389	0.01
				80,481,517	2.18
소재					
CF Industries 4.95% 01/06/2043	US	USD	16,518,510	19,831,710	0.54
Chemours 5.375% 15/05/2027	US	USD	15,765,448	15,499,406	0.42
CF Industries 5.375% 15/03/2044	US	USD	11,837,315	14,552,500	0.39
CF Industries 5.15% 15/03/2034	US	USD	6,216,626	7,316,875	0.20
Commercial Metals 5.375% 15/07/2027	US	USD	6,826,402	7,133,590	0.19
Chemours 7.00% 15/05/2025	US	USD	6,504,825	6,560,116	0.18
Ball 4.875% 15/03/2026	US	USD	4,949,854	5,514,979	0.15
Chemours 6.625% 15/05/2023	US	USD	3,981,050	3,958,657	0.11
Freeport-McmoRan 4.625% 01/08/2030	US	USD	3,480,366	3,721,468	0.10
ARD Finance 6.50% 30/06/2027 144A	LU	USD	3,337,895	3,387,963	0.09
Allegheny Technologies 5.875% 01/12/2027	US	USD	3,061,094	2,886,994	0.08
Starfruit Finco 8.00% 01/10/2026 144A	NL	USD	2,340,597	2,467,867	0.07
Canpack 3.125% 01/11/2025 144A	SU	USD	2,352,809	2,385,160	0.06
Freeport-McMoRan 5.40% 14/11/2034	US	USD	1,367,723	1,568,607	0.04
Consolidated Energy Fin. 6.875% 15/06/2025 144A	LU	USD	1,396,217	1,301,100	0.04
				98,086,992	2.66
산업재					
TransDigm 5.50% 15/11/2027	US	USD	35,768,394	34,986,855	0.95
TransDigm 7.50% 15/03/2027	US	USD	11,690,774	12,090,481	0.33
United Rentals	US	USD	51,859	9,170,832	0.25
Boeing 5.04% 01/05/2027	US	USD	7,534,687	8,289,739	0.22
Rolls-Royce 5.75% 15/10/2027 144A	GB	USD	3,541,425	3,590,120	0.10
Howmet Aerospace 5.95% 01/02/2037	US	USD	2,181,844	2,380,937	0.06
Fly Leasing 5.25% 15/10/2024	BM	USD	2,238,832	1,876,701	0.05
				72,385,665	1.96
소비재					
Service International 3.375% 15/08/2030	US	USD	8,141,207	8,263,244	0.22
Virgin Media 5.00% 15/07/2028 144A	IE	USD	8,141,207	8,129,076	0.22
Ford Motor 9.00% 22/04/2025	US	USD	6,679,861	7,878,328	0.21
MGM Resorts International 6.75% 01/05/2025	US	USD	7,457,346	7,856,127	0.21
Ziggo Bond 6.00% 15/01/2027 144A	NL	USD	6,863,038	7,151,285	0.19
Studio City Finance 6.50% 15/01/2028 144A	VG	USD	6,985,156	6,965,597	0.19
Caesars Entertainment	US	USD	124,153	5,473,924	0.15
Dana 5.625% 15/06/2028	US	USD	3,268,695	3,436,493	0.09
Ford Motor 9.625% 22/04/2030	US	USD	2,377,233	3,195,250	0.09
Sonic Automotive 6.125% 15/03/2027	US	USD	2,943,046	3,036,856	0.08
Altice Financing 5.00% 15/01/2028 144A	LU	USD	2,995,964	2,924,136	0.08
Hilton Worldwide Finance 4.875% 01/04/2027	US	USD	2,796,505	2,834,258	0.08
MGM Resorts International 5.50% 15/04/2027	US	USD	2,330,828	2,356,502	0.06
Studio City Finance 6.00% 15/07/2025 144A	VG	USD	2,336,526	2,351,130	0.06
Ziggo 4.875% 15/01/2030 144A	NL	USD	2,120,785	2,200,314	0.06
Ziggo Bond 5.125% 28/02/2030 144A	NL	USD	1,656,736	1,704,367	0.05
Service International 5.125% 01/06/2029	US	USD	1,530,547	1,675,214	0.05
Charter Communications	US	USD	2,698	1,627,000	0.04
TRI Pointe Group 5.70% 15/06/2028	US	USD	1,058,357	1,177,422	0.03
DISH Network	US	USD	13,794	348,448	0.01
				80,584,971	2.18
소비재					
JBS Investments 7.00% 15/01/2026 144A	AT	USD	6,447,836	6,878,939	0.19
JBS Investments 5.75% 15/01/2028 144A	AT	USD	2,735,446	2,879,057	0.08
Treehouse Foods 4.00% 01/09/2028	US	USD	1,200,828	1,204,581	0.03
				10,962,577	0.30
건강					
HCA 5.375% 01/09/2026	US	USD	16,477,804	18,547,828	0.50
Tenet Healthcare 5.125% 01/05/2025	US	USD	13,860,405	13,734,969	0.37
Tenet Healthcare 6.75% 15/06/2023	US	USD	12,419,412	13,080,621	0.35
HCA 5.625% 01/09/2028	US	USD	6,500,754	7,578,092	0.21
Tenet Healthcare 4.625% 15/07/2024	US	USD	5,951,223	6,059,535	0.16
HCA 5.375% 01/02/2025	US	USD	4,941,713	5,486,463	0.15
Centene 3.00% 15/10/2030	US	USD	3,521,072	3,660,869	0.10
HCA 5.25% 15/06/2026	US	USD	2,849,423	3,322,372	0.09
HCA 5.875% 01/02/2029	US	USD	1,782,924	2,106,891	0.06
Encompass Health 5.75% 15/09/2025	US	USD	911,815	943,729	0.03
Tenet Healthcare 6.875% 15/11/2031	US	USD	447,766	447,122	0.01
				74,968,491	2.03
금융					
Ally Financial 8.00% 01/11/2031 (A)	US	USD	34,431,608	47,609,871	1.29
Ally Financial 8.00% 01/11/2031	US	USD	22,848,298	31,200,770	0.85
Ford Motor Credit 5.125% 16/06/2025	US	USD	10,416,675	10,870,217	0.29
Ally Financial 5.75% 20/11/2025	US	USD	8,145,278	9,278,780	0.25
Ford Motor Credit 5.596% 07/01/2022	US	USD	8,336,596	8,557,516	0.23
Ford Motor Credit 3.087% 09/01/2023	US	USD	6,305,365	6,254,134	0.17
Ford Motor Credit 5.875% 02/08/2021	US	USD	6,118,117	6,253,878	0.17
Springleaf 8.875% 01/06/2025	US	USD	4,469,523	4,924,744	0.13
Bank of America	US	USD	182,282	4,259,922	0.12
Ford Motor Credit 3.336% 18/03/2021	US	USD	3,219,847	3,209,995	0.09
MGIC Investment 5.25% 15/08/2028	US	USD	2,523,774	2,597,910	0.07
				135,017,737	3.66
부동산					
MPT Finance 5.00% 15/10/2027	US	USD	19,420,036	20,245,387	0.55
MGM Growth Properties 5.625% 01/05/2024	US	USD	12,211,811	12,878,271	0.35
MPT Operating Partnership 4.625% 01/08/2029	US	USD	7,705,653	8,081,072	0.22
GEO Group 6.00% 15/04/2026	US	USD	7,465,487	4,834,575	0.13
MPT Operating Partnership 5.25% 01/08/2026	US	USD	4,229,357	4,387,958	0.12
MGM Growth Properties 4.50% 01/09/2026	US	USD	4,070,604	4,182,545	0.11
MPT Operating Partnership 6.375% 01/03/2024	US	USD	3,891,497	3,989,816	0.11
GEO Group 5.125% 01/04/2023	US	USD	2,071,937	1,674,384	0.05
GEO Group 5.875% 15/10/2024	US	USD	862,968	600,380	0.02
				60,874,388	1.65
개방형 펀드					
Fidelity ILF - The US Dollar Fund - A-ACC-USD	IE	USD	7,559	137,321,998	3.72
				137,321,998	3.72
커뮤니케이션 서비스					
Level 3 Financing 5.375% 15/01/2024	US	USD	12,211,811	12,344,370	0.33
Altice France 5.50% 15/01/2028 144A	FR	USD	5,690,704	5,768,951	0.16
				18,113,321	0.49
증권 자격 취득 또는 기타 통제 된 시장 에서 죽음을 맞게					
에너지					
Hilcorp Finance 5.75% 01/10/2025 144A	US	USD	13,422,408	12,456,331	0.34
DCP Midstream Oper. 5.375% 15/07/2025	US	USD	11,743,692	12,352,896	0.33
Cheniere 4.625% 15/10/2028 144A	US	USD	11,316,278	11,723,890	0.32

* 이사회 결정으로 가격이 책정된 유가증권.

별첨 재무제표에 대한 주석은 본 재무제표의 중요한 일부입니다. 투자종목 명세서 및 지역별 배분의 순자산 비율은 반올림되었습니다.

현재 투자종목 명세서서 2020년 10월 31일

	국가 코드	CCY	주식 또는 명목	시가(USD)	% 순자산
Targa Resources Partners 5.375% 01/02/2027	US	USD	10,192,792	10,267,352	0.28
Covey Park Energy 7.50% 15/05/2025 144A	US	USD	10,257,921	10,208,683	0.28
Comstock Resources 9.75% 15/08/2026	US	USD	9,508,930	9,951,095	0.27
EG Global Finance 6.75% 07/02/2025 144A	GB	USD	9,736,884	9,556,752	0.26
Targa Resources Partners 5.125% 01/02/2025	US	USD	9,378,671	9,431,332	0.26
MEG Energy 7.00% 31/03/2024 144A	CA	USD	8,882,871	8,460,935	0.23
Sunoco Finance 5.50% 15/02/2026	US	USD	7,998,736	8,042,209	0.22
Hess Midstream Ops 5.125% 15/06/2028 144A	US	USD	7,782,994	7,790,310	0.21
Citgo Petroleum 7.00% 15/06/2025 144A	US	USD	8,210,408	7,763,967	0.21
Sunoco Finance 6.00% 15/04/2027	US	USD	7,066,568	7,349,231	0.20
Cheniere Corpus Christi Holdings 5.125% 30/06/2027	US	USD	6,310,250	7,079,765	0.19
Parsley Finance 5.375% 15/01/2025 144A	US	USD	6,061,129	6,208,869	0.17
Endeavor Energy Resources 5.75% 30/01/2028 144A	US	USD	5,955,293	6,187,550	0.17
MEG Energy 7.125% 01/02/2027 144A	CA	USD	6,390,848	5,821,871	0.16
Harvest Midstream 7.50% 01/09/2028 144A	US	USD	5,727,339	5,698,703	0.15
Hess Midstream Ops 5.625% 15/02/2026 Reg S	US	USD	5,413,903	5,424,054	0.15
Antero Midstream Partners 5.75% 01/03/2027 144A	US	USD	5,788,398	5,220,412	0.14
Sunoco Finance 4.875% 15/01/2023	US	USD	4,624,206	4,675,743	0.13
EQM Midstream 6.50% 01/07/2027 144A	US	USD	4,343,334	4,611,513	0.13
CVR Energy 5.25% 15/02/2025 144A	US	USD	6,305,365	4,598,976	0.12
PBF Holdings 9.25% 15/05/2025 144A	US	USD	5,092,325	4,526,695	0.12
Cheniere Energy Partners 5.625% 01/10/2026	US	USD	4,225,287	4,332,820	0.12
CVR Energy 5.75% 15/02/2028 144A	US	USD	6,305,365	4,319,175	0.12
Global Partners 6.875% 15/01/2029 144A	US	USD	3,521,072	3,635,243	0.10
Occidental Petroleum 6.95% 01/07/2024	US	USD	3,777,520	3,598,088	0.10
New Fortress 6.75% 15/09/2025 144A	US	USD	3,451,872	3,565,939	0.10
Occidental Petroleum 5.55% 15/03/2026	US	USD	4,011,987	3,516,186	0.10
Magnolia Oil & Gas Fin. 6.00% 01/08/2026 144A	US	USD	3,659,473	3,513,094	0.10
Endeavor Energy 6.625% 15/07/2025 144A	US	USD	3,264,624	3,392,140	0.09
Targa Resources Partners 4.875% 01/02/2031 144A	US	USD	3,358,248	3,307,035	0.09
Rattler Midstream 5.625% 15/07/2025 144A	US	USD	3,191,353	3,285,099	0.09
Targa Resources Partners 6.875% 15/01/2029 144A	US	USD	3,036,670	3,269,203	0.09
EG Global Finance 8.50% 30/10/2025 144A	GB	USD	3,069,235	3,144,431	0.09
Targa Resources Partners 5.50% 01/03/2030 144A	US	USD	3,105,871	3,124,941	0.08
DCP Midstream 5.625% 15/07/2027	US	USD	2,951,188	3,072,186	0.08
Archrock Partners 6.25% 01/04/2028 144A	US	USD	3,134,365	3,032,498	0.08
PBF Holding 6.00% 15/02/2028 144A	US	USD	7,363,722	2,848,472	0.08
Citgo Holding 9.25% 01/08/2024 144A	US	USD	3,085,518	2,776,966	0.08
Hess Midstream Ops 5.625% 15/02/2026 144A	US	USD	2,768,825	2,774,016	0.08
Occidental Petroleum 6.60% 15/03/2046	US	USD	3,374,530	2,765,006	0.07
Teekay 9.25% 15/11/2022 144A	MH	USD	2,719,163	2,618,282	0.07
W&T Offshore 9.75% 01/11/2023 144A	US	USD	3,675,755	2,398,430	0.07
Antero Midstream Partners 5.75% 15/01/2028 144A	US	USD	2,568,551	2,292,175	0.06
Parsley Finance 5.625% 15/10/2027 144A	US	USD	2,128,926	2,267,838	0.06
Transocean Sentry 5.375% 15/05/2023 144A	KY	USD	3,468,154	2,236,960	0.06
KLX Energy Services Hlgs 11.50% 01/11/2025 144A	US	USD	4,306,699	2,088,749	0.06
DCP Midstream Oper. 5.85% VRN 21/05/2043 144A	US	USD	2,711,022	2,027,045	0.05
Occidental Petroleum 6.45% 15/09/2036	US	USD	2,316,173	1,879,575	0.05
Targa Resources Partners 6.50% 15/07/2027 144A	US	USD	1,713,724	1,812,263	0.05
Antero Midstream Partners 5.375% 15/09/2024	US	USD	1,583,465	1,484,815	0.04
USA Compression Finance 6.875% 01/04/2026	US	USD	1,469,488	1,459,914	0.04
Viper Energy Partners 5.375% 01/11/2027 144A	US	USD	1,318,876	1,348,405	0.04
Nabors Industries 5.75% 01/02/2025	US	USD	4,210,632	1,160,029	0.03
Occidental Petroleum 6.20% 15/03/2040	US	USD	1,327,017	1,057,911	0.03
Occidental Petroleum 4.50% 15/07/2044	US	USD	1,090,922	752,054	0.02
SESI 7.75% 15/09/2024	US	USD	2,629,610	617,958	0.02
Tidewater WTS 14/11/2042 (A)	US	USD	94,705	449,849	0.01
Denbury WTS 18/09/2025	US	USD	217,477	217,477	0.01
				276,851,401	7.50

유틸리티

	국가 코드	CCY	주식 또는 명목	시가(USD)	% 순자산
PG&E 4.55% 01/07/2030	US	USD	28,247,140	30,494,363	0.83
PG&E 4.95% 01/07/2050	US	USD	28,247,140	29,879,178	0.81
DPL 4.35% 15/04/2029	US	USD	21,391,022	23,239,527	0.63
Terraform Global Operating 6.125% 01/03/2026 144A	US	USD	14,112,783	14,304,152	0.39
DPL 4.125% 01/07/2025 144A	US	USD	11,096,466	11,609,677	0.31
TerraForm Power Operating 4.75% 15/01/2030 144A	US	USD	7,770,782	8,355,145	0.23
Clearway Energy Operating 4.75% 15/03/2028 144A	US	USD	7,396,287	7,799,532	0.21
TerraForm Power Operating 4.25% 31/01/2023 144A	US	USD	6,915,956	7,080,244	0.19
Vistra Operations 5.50% 01/09/2026 144A	US	USD	3,272,765	3,399,585	0.09
Nextera Energy Ope.Partners 4.25% 15/09/2024 144A	US	USD	2,881,987	3,022,484	0.08
NRG Energy 5.25% 15/06/2029 144A	US	USD	2,690,669	2,918,878	0.08
Pattern Energy 4.50% 15/08/2028 144A	US	USD	2,694,740	2,814,669	0.08
TerraForm Power Operating 5.00% 31/01/2028 144A	US	USD	2,531,915	2,784,347	0.08
Vistra Operations 5.625% 15/02/2027 144A	US	USD	2,653,219	2,776,488	0.08
NSG Holdings 7.75% 15/12/2025 144A	US	USD	2,452,472	2,608,560	0.07
Nextera Energy Ope.Partners 4.50% 15/09/2027 144A	US	USD	2,002,737	2,192,997	0.06
AES 3.30% 15/07/2025 144A	US	USD	45,591	49,547	0.00
AES 3.95% 15/07/2030 144A	US	USD	39,078	43,435	0.00
				155,372,808	4.21

소재

	국가 코드	CCY	주식 또는 명목	시가(USD)	% 순자산
Consolidated Energy Fin. 6.50% 15/05/2026 144A	LU	USD	17,011,053	15,777,751	0.43
First Quantum Minerals 7.50% 01/04/2025 144A	CA	USD	12,408,828	12,442,952	0.34
First Quantuam Minerals 6.875% 15/10/2027 144A	CA	USD	11,662,279	11,662,279	0.32
Big River Steal 6.625% 31/01/2029 144A	US	USD	10,408,534	10,740,306	0.29
Berry Global 4.50% 15/02/2026 144A	US	USD	10,221,286	10,392,543	0.28
Compass Minerals Intl. 6.75% 01/12/2027 144A	US	USD	8,922,763	9,696,278	0.26
Ardagh Packaging Finance 5.25% 15/08/2027 144A	SU	USD	9,427,518	9,686,775	0.26
Consolidated Eng. Fin. 4.00% FRN 15/06/2022 144A	LU	USD	10,123,591	9,678,137	0.26
Valvoline 4.25% 15/02/2030 144A	US	USD	8,137,137	8,312,085	0.23
Hudbay Minerals 6.125% 01/04/2029 144A	CA	USD	6,541,460	6,688,643	0.18
Constellium 5.625% 15/06/2028 144A	FR	USD	6,358,283	6,637,253	0.18
Boise Cascade 4.875% 01/07/2030 144A	US	USD	5,601,151	5,997,712	0.16
First Quantum Minerals 7.25% 01/04/2023 144A	CA	USD	4,929,501	4,961,666	0.13
OCI 5.25% 01/11/2024 144A	NL	USD	4,835,877	4,953,752	0.13
WR Grace 4.875% 15/06/2027 144A	US	USD	4,384,040	4,597,762	0.12
FMG Resources August 5.125% 15/03/2023 144A	AU	USD	4,331,122	4,531,437	0.12
First Quantum Minerals 6.875% 01/03/2026 144A	CA	USD	4,526,511	4,501,050	0.12
First Quantum Minerals 6.50% 01/03/2024 144A	CA	USD	4,526,511	4,501,050	0.12
Flex Acquisition 6.875% 15/01/2025 144A	US	USD	4,400,323	4,339,818	0.12
Axalta Coating 4.75% 15/06/2027 144A	SU	USD	3,227,989	3,377,283	0.09
Joseph T Ryderson & Sons 8.50% 01/08/2028 144A	US	USD	2,930,835	3,146,031	0.09
FMG Resources August 4.75% 15/05/2022 144A	AU	USD	2,824,999	2,896,118	0.08
PolyOne 5.75% 15/05/2025 144A	US	USD	2,617,398	2,750,702	0.07
Infrabuild Australia 12.00% 01/10/2024 144A	AU	USD	2,649,963	2,636,713	0.07
Ardagh Packaging Finance 6.00% 15/02/2025 144A	SU	USD	2,134,625	2,208,803	0.06
Arconic Rolled 6.00% 15/05/2025 144A	US	USD	2,023,090	2,145,234	0.06
Graham Packaging 7.125% 15/08/2028 144A	US	USD	2,031,231	2,126,445	0.06
Berry Global 4.875% 15/07/2026 144A	US	USD	1,725,936	1,807,055	0.05
Berry Global 5.625% 15/07/2027 144A	US	USD	1,412,499	1,480,328	0.04
Intelligent Packing 6.00.% 15/09/2028 144A	CA	USD	1,371,793	1,398,372	0.04
Plastipak Holdings 6.25% 15/10/2025 144A	US	USD	1,278,170	1,282,164	0.03
				177,354,497	4.81

산업재

	국가 코드	CCY	주식 또는 명목	시가(USD)	% 순자산
LBC Tank Terminals 6.875% 15/05/2023 144A	NL	USD	13,514,404	13,522,851	0.37
TransDigm 6.25% 15/03/2026 144A	US	USD	11,865,810	12,365,064	0.34
Brand Industrial Services 8.50% 15/07/2025 144A	US	USD	11,576,797	10,907,658	0.30
Advanced Drainage Systems 5.00% 30/09/2027 144A	US	USD	8,739,586	9,176,041	0.25
Navios Acquisition Fin. US 8.125% 15/11/2021 144A	SU	USD	12,464,188	8,374,377	0.23
Meritor 6.25% 01/06/2025 144A	US	USD	7,917,324	8,293,397	0.22
Bombardier 7.875% 15/04/2027 144A	CA	USD	10,932,827	7,980,964	0.22
GFL Environmental 4.25% 01/06/2025 144A	CA	USD	7,669,017	7,836,777	0.21
ASGN 4.625% 15/05/2028 144A	US	USD	7,310,804	7,529,982	0.20
Navios Logistics 10.75% 01/07/2025 144A	SU	USD	6,940,379	7,339,451	0.20
XPO Logistics 6.25% 01/05/2025 144A	US	USD	6,720,567	7,155,354	0.19
Uber Technology 7.50% 15/05/2025 144A	US	USD	6,740,920	7,095,088	0.19
TransDigm 8.00% 15/12/2025 144A	US	USD	6,089,623	6,599,933	0.18
Avolon Holdings Funding 5.125% 01/10/2023 144A	KY	USD	5,772,116	5,880,739	0.16
Navios Maritime Fin. II US 11.25% 15/08/2022 144A	SU	USD	6,981,085	5,724,490	0.16
Avolon Holdings Funding 5.25% 15/05/2024 144A	KY	USD	5,548,233	5,648,028	0.15
IHS Markit 4.75% 15/02/2025 144A	BM	USD	4,518,370	5,100,110	0.14
APX Group 7.625% 01/09/2023	US	USD	4,599,782	4,665,904	0.13
Spirit Loyalty 8.00% 20/09/2025 144A	KY	USD	4,204,934	4,462,486	0.12
TransDigm UK Holdings 6.875% 15/05/2026	GB	USD	3,989,192	3,971,739	0.11
Western Global Airlines 10.375% 15/08/2025 144A	US	USD	3,700,179	3,838,861	0.10
HD Supply 5.375% 15/10/2026 144A	US	USD	3,626,908	3,778,785	0.10
Mileage Plus 6.50% 20/06/2027 144A	US	USD	3,573,990	3,728,118	0.10
Bombardier 7.50% 01/12/2024 144A	CA	USD	4,880,654	3,697,120	0.10
Nielsen Finance 5.875% 01/10/2030 144A	US	USD	3,480,366	3,656,560	0.10
Nielsen Finance 5.625% 01/10/2028 144A	US	USD	3,480,366	3,591,303	0.10
BWX Technology 4.125% 30/06/2028 144A	US	USD	3,337,895	3,381,705	0.09
Booz Allen 3.875% 01/09/2028 144A	US	USD	3,317,542	3,373,526	0.09
DAE Funding 4.50% 01/08/2022 144A	US	USD	3,211,706	3,244,145	0.09
Uber Technology 6.25% 15/01/2028 144A	US	USD	2,951,188	2,995,455	0.08
Pike 5.50% 01/09/2028 144A	US	USD	2,800,575	2,871,178	0.08
Signature Aviation US Hldg 4.00% 01/03/2028 144A	US	USD	2,527,845	2,456,282	0.07
Hillman Group 6.375% 15/07/2022 144A	US	USD	2,389,444	2,367,975	0.06
Navios Maritime Fin. II US 7.375% 15/01/2022 144A	SU	USD	4,844,018	2,325,129	0.06
Signature Aviation US Hldg 5.375% 01/05/2026 144A	US	USD	2,059,725	2,085,472	0.06
IHS Markit 4.00% 01/03/2026 144A	BM	USD	1,868,407	2,084,647	0.06
Wolverine Escrow 8.50% 15/11/2024 144A	US	USD	2,071,937	1,609,636	0.04
IAA 5.50% 15/06/2027 144A	US	USD	1,180,475	1,243,188	0.03
Moog 4.25% 15/12/2027 144A	US	USD	903,674	928,525	0.03
Continental Airlines Trust 9.798% 01/04/2021	US	USD	27,246	25,993	0.00
Avolon Holdings Funding 3.95% 01/07/2024 144A	KY	USD	12,212	11,957	0.00
Avolon Holdings Funding 4.375% 01/05/2026 144A	KY	USD	8,955	8,708	0.00
				202,934,701	5.50

정보 기술

	국가 코드	CCY	주식 또는 명목	시가(USD)	% 순자산
Camelot Finance 4.50% 01/11/2026 144A	LU	USD	21,574,199	22,423,683	0.61
Solera Finance 10.50% 01/03/2024 144A	US	USD	14,735,585	15,317,936	0.42

현재 투자종목 명세서서 2020년 10월 31일

	국가 코드	CCY	주식 또는 명목	시가(USD)	% 순자산
Banff Merger Sub 9.75% 01/09/2026 144A	US	USD	12,016,422	12,647,284	0.34
Sensata Technologies 3.75% 15/02/2031 144A	US	USD	12,211,811	12,104,958	0.33
Go Daddy Finance 5.25% 01/12/2027 144A	US	USD	8,877,987	9,316,337	0.25
Open Text 5.875% 01/06/2026 144A	CA	USD	8,141,207	8,477,032	0.23
Qorvo 4.375% 15/10/2029	US	USD	6,993,297	7,501,150	0.20
EIG Investors 10.875% 01/02/2024	US	USD	5,833,175	6,062,856	0.16
Gartner 4.50% 01/07/2028 144A	US	USD	5,698,845	5,956,490	0.16
Entegris 4.625% 10/02/2026 144A	US	USD	4,811,454	4,943,768	0.13
CDK Global 4.875% 01/06/2027	US	USD	4,738,183	4,919,181	0.13
TTM Technologies 5.625% 01/10/2025 144A	US	USD	4,721,900	4,868,964	0.13
Open Text Holdings 4.125% 15/02/2030 144A	US	USD	4,465,452	4,641,123	0.13
ON Semiconductor 3.875% 01/09/2028 144A	US	USD	4,290,416	4,370,862	0.12
Black Knight InfoServ 3.625% 01/09/2028 144A	US	USD	3,692,038	3,742,803	0.10
CDW Finance 4.25% 01/04/2028	US	USD	3,488,507	3,608,931	0.10
Sabre GLBL 7.375% 01/09/2025 144A	US	USD	3,451,872	3,526,087	0.10
GTT Communications 7.875% 31/12/2024 144A	US	USD	6,175,106	3,110,710	0.08
NortonLifeLock 5.00% 15/04/2025 144A	US	USD	2,955,258	3,017,200	0.08
Sabre GLBL 9.25% 15/04/2025 144A	US	USD	2,377,233	2,623,870	0.07
Tripadvisor 7.00% 15/07/2025 144A	US	USD	2,332,456	2,430,711	0.07
Tempo Acquisition Finance 6.75% 01/06/2025 144A	US	USD	2,255,114	2,291,196	0.06
Northwest 10.75% 01/06/2028 144A	US	USD	1,839,913	2,088,301	0.06
Unisys 6.875% 01/11/2027 144A	US	USD	1,970,172	2,041,591	0.06
CDK Global 5.25% 15/05/2029 144A	US	USD	1,461,347	1,568,960	0.04
NCR 8.125% 15/04/2025 144A	US	USD	1,335,158	1,470,343	0.04
CDK Global 5.875% 15/06/2026	US	USD	1,400,288	1,460,675	0.04
				156,533,002	**4.24**
소비재					
CCO Holdings Capital 5.125% 01/05/2027 144A	US	USD	35,410,181	37,158,559	1.01
CCO Holdings Capital 4.75% 01/03/2030 144A	US	USD	24,960,942	26,286,368	0.71
Laureate Education 8.25% 01/05/2025 144A	US	USD	19,636,592	20,953,913	0.57
CCO Holdings 4.25% 01/02/2031 144A	US	USD	20,353,018	20,937,760	0.57
Ziggo 5.50% 15/01/2027 144A	NL	USD	17,645,253	18,339,505	0.50
Caesars Entertainment 8.125% 01/07/2027 144A	US	USD	17,214,583	17,989,239	0.49
TEGNA 5.00% 15/09/2029 144A	US	USD	17,727,479	17,963,999	0.49
DISH Network 3.375% 15/08/2026	US	USD	17,761,672	15,875,307	0.43
DISH DBS 5.875% 15/07/2022	US	USD	14,829,209	15,288,915	0.41
DISH DBS 5.00% 15/03/2023	US	USD	14,694,879	14,823,753	0.40
Carnival 9.875% 01/08/2027 144A	PA	USD	12,606,660	13,126,684	0.36
Sirius XM Radio 3.875% 01/08/2022 144A	US	USD	12,211,811	12,318,664	0.33
DISH Network 2.375% 15/03/2024	US	USD	13,502,192	12,178,946	0.33
Match Group 5.00% 15/12/2027 144A	US	USD	10,958,065	11,398,470	0.31
CSC Holdings 7.50% 01/04/2028 Reg S	US	USD	9,920,061	10,874,867	0.29
Burger King 4.00% 15/10/2030 144A	CA	USD	10,595,781	10,542,802	0.29
International Game Tech 5.25% 15/01/2029 144A	GB	USD	10,616,134	10,527,012	0.29
GEMS Education Delaware 7.125% 31/07/2026 144A	SU	USD	10,249,780	10,160,094	0.28
Royal Caribbean Cruises 11.50% 01/06/2025 144A	LR	USD	8,601,186	9,859,109	0.27
CSC Holdings 7.50% 01/04/2028 144A	US	USD	8,955,328	9,817,278	0.27
Altice Financing 7.50% 15/05/2026 144A	LU	USD	9,305,400	9,724,329	0.26
Radiate Holco 4.50% 15/09/2026 144A	US	USD	9,370,530	9,438,466	0.26
Golden Entertainment 7.625% 15/04/2026 144A	US	USD	8,955,328	8,981,881	0.24
Station Casinos 5.00% 01/10/2025 144A	US	USD	8,951,257	8,923,285	0.24
DISH DBS 7.75% 01/07/2026	US	USD	8,181,913	8,703,633	0.24
CRC Finco 5.25% 15/10/2025 144A	US	USD	9,089,658	8,644,401	0.23
CCM Merge 6.375% 01/05/2026 144A	US	USD	8,141,207	8,354,914	0.23
Group 1 Auto 4.00% 15/08/2028 144A	US	USD	8,141,207	8,161,560	0.22
CSC Holdings 4.625% 01/12/2030 144A	US	USD	8,124,925	8,136,178	0.22
AMC Networks 4.75% 01/08/2025	US	USD	8,116,784	8,128,999	0.22
CSC Holdings 5.50% 15/04/2027 144A	US	USD	7,693,441	8,112,733	0.22
NCL 12.25% 15/05/2024 144A	BM	USD	7,408,499	8,084,524	0.22
Twin River Worldwide Hldg 6.75% 01/06/2027 144A	US	USD	7,498,052	7,644,264	0.21
CSC Holdings 6.50% 01/02/2029 144A	US	USD	6,806,049	7,567,476	0.21
NCL 10.25% 01/02/2026 144A	BM	USD	7,192,757	7,408,539	0.20
CCO Holdings Capital 4.50% 15/08/2030 144A	US	USD	7,119,486	7,407,896	0.20
L Brands 6.625% 01/10/2030 144A	US	USD	6,944,450	7,304,693	0.20
Radiate Holdco 6.50% 15/09/2028 144A	US	USD	6,936,309	7,170,409	0.19
Caesars Entertainment 6.25% 01/07/2025 144A	US	USD	6,887,461	7,076,901	0.19
Univision 6.625% 01/06/2027 144A	US	USD	6,875,250	6,965,487	0.19
Sotheby's 7.375% 15/10/2027 144A	US	USD	6,541,460	6,683,344	0.18
Wynn Resorts Capital 7.75% 15/04/2025 144A	US	USD	6,301,294	6,638,036	0.18
KFC Holding 5.25% 01/06/2026 144A	US	USD	6,264,659	6,485,175	0.18
Golden Nugget 6.75% 15/10/2024 144A	US	USD	7,514,334	6,340,220	0.17
Altice France Holding 10.50% 15/05/2027 Reg S	LU	USD	5,637,786	6,235,391	0.17
Burger King 5.00% 15/10/2025 144A	CA	USD	6,028,564	6,181,388	0.17
Viacom 6.25% VRN 28/02/2057	US	USD	5,251,079	5,722,205	0.16
Sirius XM Radio 5.00% 01/08/2027 144A	US	USD	5,381,338	5,644,835	0.15
Hilton Domestic Operating 5.125% 01/05/2026	US	USD	5,356,914	5,442,946	0.15
Royal Caribbean Cruises 9.125% 15/06/2023 144A	LR	USD	5,194,090	5,414,839	0.15
Burger King 3.875% 15/01/2028 144A	CA	USD	5,181,878	5,259,814	0.14
Taylor Morrison Comm. 5.875% 15/04/2023 144A	SU	USD	4,953,925	5,257,278	0.14
Carnival 10.50% 01/02/2026 144A	PA	USD	4,705,618	5,076,185	0.14
Hilton Domestic Operating 4.875% 15/01/2030	US	USD	4,884,724	5,034,319	0.14
Hilton Domestic Operating 5.375% 01/05/2025 144A	US	USD	4,844,018	5,010,556	0.14
Boyd Gaming 4.75% 01/12/2027	US	USD	5,120,819	4,990,597	0.14
Academy 6.00% 15/11/2027 144A	US	USD	4,811,454	4,835,511	0.13
Aramark Services 6.375% 01/05/2025 144A	US	USD	4,583,500	4,818,404	0.13
Golden Nugget 8.75% 01/10/2025 144A	US	USD	5,845,387	4,745,723	0.13
Sirius XM 4.125% 01/07/2030 144A	US	USD	4,559,076	4,692,475	0.13
Hilton Domestic Operating 5.75% 01/05/2028 144A	US	USD	4,412,534	4,633,514	0.13
CSC Holdings 5.75% 15/01/2030 144A	US	USD	4,306,699	4,609,460	0.12
CSC Holdings 5.375% 01/02/2028 144A	US	USD	4,294,487	4,573,629	0.12
Burger King 4.375% 15/01/2028 144A	CA	USD	4,485,805	4,549,459	0.12
CSC Holdings 3.375% 15/02/2031 144A	US	USD	4,681,194	4,508,037	0.12
Expedia Group 7.00% 01/05/2025 144A	US	USD	4,188,651	4,488,443	0.12
Sirius XM Radio 4.625% 15/07/2024 144A	US	USD	4,164,228	4,299,357	0.12
Terrier Media Buyer 8.875% 15/12/2027 144A	US	USD	4,119,451	4,218,812	0.11
CSC Holdings 4.125% 01/12/2030 144A	US	USD	3,443,731	3,497,797	0.09
Carvana 5.875% 01/10/2028 144A	US	USD	3,521,072	3,482,798	0.09
KFC Holding 4.75% 01/06/2027 144A	US	USD	3,305,330	3,430,172	0.09
CCO Holdings Capital 5.00% 01/02/2028 144A	US	USD	3,256,483	3,427,318	0.09
Match Group 4.125% 01/08/2030 144A	US	USD	3,337,895	3,414,566	0.09
Altice France Holding 6.00% 15/02/2028 144A	LU	USD	3,480,366	3,344,632	0.09
Nexstar Broadcasting 5.625% 15/07/2027 144A	US	USD	3,179,141	3,319,230	0.09
Viking Cruises 13.00% 15/05/2025 144A	BM	USD	2,873,846	3,252,835	0.09
LCPR Senior Secured Fin 6.75% 15/10/2027 144A	IE	USD	3,016,317	3,208,608	0.09
VOC Escrow 5.00% 15/02/2028 144A	BM	USD	3,622,837	3,143,482	0.09
Seaworld Parks 9.50% 01/08/2025 144A	US	USD	3,008,176	3,134,143	0.08
Ashton Woods Finance 9.875% 01/04/2027 144A	US	USD	2,788,364	3,105,010	0.08
Winnebago 6.25% 15/07/2028 144A	US	USD	2,890,129	3,061,730	0.08
Match Group 5.625% 15/02/2029 144A	US	USD	2,702,881	2,919,111	0.08
Diamond Sports Group 5.375% 15/08/2026 144A	US	USD	4,750,394	2,781,950	0.08
Lamar Media 4.875% 15/01/2029 144A	US	USD	2,649,963	2,755,961	0.07
CCO Holdings Capital 4.50% 01/05/2032 144A	US	USD	2,654,034	2,746,925	0.07
Lennar 5.375% 01/10/2022	US	USD	2,369,091	2,531,410	0.07
Scripps Escrow 5.875% 15/07/2027 144A	US	USD	2,588,904	2,520,945	0.07
Peninsula 8.50% 15/11/2027 144A	US	USD	2,352,809	2,411,629	0.07
Scientifi 8.625% 01/07/2025 144A	US	USD	2,287,679	2,381,314	0.06
New Home 7.25% 15/10/2025 144A	US	USD	2,348,738	2,369,290	0.06
JLR Automotive 7.75% 15/10/2025 144A	GB	USD	2,360,950	2,359,475	0.06
DISH DBS 5.875% 15/11/2024	US	USD	2,316,173	2,339,833	0.06
Powdr 6.00% 01/08/2025 144A	US	USD	2,242,903	2,269,930	0.06
Yum! Brands 4.75% 15/01/2030 144A	US	USD	1,933,537	2,081,452	0.06
Vail Resorts 6.25% 15/05/2025 144A	US	USD	1,913,184	2,011,234	0.05
Viacom 5.875% VRN 28/02/2057	US	USD	1,712,096	1,732,427	0.05
EW Scripps 5.125% 15/05/2025 144A	US	USD	1,758,501	1,680,467	0.05
Clear Channel Intl. 6.625% 01/08/2025 144A	NL	USD	1,616,030	1,650,370	0.04
Entercom Media 6.50% 01/05/2027 144A	US	USD	1,701,512	1,486,509	0.04
CCO Holdings Capital 5.875% 01/05/2027 144A	US	USD	1,286,311	1,343,397	0.04
Yum! Brands 7.75% 01/04/2025 144A	US	USD	1,082,781	1,192,196	0.03
Asbury Automotive Group 4.75% 01/03/2030 144A	US	USD	969,618	1,002,342	0.03
Asbury Automotive Group 4.50% 01/03/2028 144A	US	USD	970,432	989,234	0.03
Melco Resorts Finance 4.875% 06/06/2025 144A	KY	USD	663,508	667,976	0.02
Ashton Woods Finance 6.625% 15/01/2028 144A	US	USD	61,059	61,517	0.00
				713,860,979	**19.35**
소비재					
Post Holdings 5.75% 01/03/2027 144A	US	USD	10,477,734	11,003,821	0.30
JBS USA Finance 6.75% 15/02/2028 144A	SU	USD	9,032,670	9,945,872	0.27
JBS USA Finance 5.75% 15/06/2025 144A	SU	USD	8,128,995	8,376,930	0.23
Performance Food Group 5.50% 15/10/2027 144A	US	USD	7,966,171	8,179,904	0.22
SEG Holdings 5.625% 15/10/2028 144A	US	USD	6,765,343	6,909,445	0.19
Post Holdings 5.625% 15/01/2028 144A	US	USD	5,971,576	6,311,209	0.17
Kraft Heinz 4.25% 01/03/2031 144A	US	USD	5,759,904	6,256,221	0.17
JBS USA Finance 5.50% 15/01/2030 144A	SU	USD	5,161,525	5,619,611	0.15
Post Holdings 4.625% 15/04/2030 144A	US	USD	5,202,231	5,351,796	0.15
Albertsons 4.875% 15/02/2030 144A	US	USD	4,485,805	4,768,860	0.13
Albertsons 4.625% 15/01/2027 144A	US	USD	4,538,723	4,684,870	0.13
Albertsons 3.50% 15/02/2023 144A	US	USD	3,915,921	3,985,428	0.11
Darling Ingredients 5.25% 15/04/2027 144A	US	USD	3,573,990	3,795,131	0.10
JBS USA Finance 6.50% 15/04/2029 144A	SU	USD	3,081,447	3,467,028	0.09
Del Mont Foods 11.875% 15/05/2025 144A	US	USD	2,784,293	2,973,973	0.08
Lamb Weston Holdings 4.875% 01/11/2026 144A	US	USD	2,833,140	2,946,480	0.08
Lamb Weston Holdings 4.625% 01/11/2024 144A	US	USD	2,808,717	2,907,022	0.08
KeHE Distributors 8.625% 15/10/2026 144A	US	USD	2,507,492	2,701,434	0.07
United Natural Foods 6.75% 15/10/2028 144A	US	USD	2,527,845	2,562,603	0.07
Central Garden 4.125% 15/10/2030	US	USD	2,360,950	2,394,889	0.06
Chobani 4.625% 15/11/2028 144A	US	USD	2,039,372	2,051,201	0.06
Pilgrim's Pride 5.75% 15/03/2025 144A	US	USD	1,424,711	1,460,329	0.04
Performance Food Group 6.875% 01/05/2025 144A	US	USD	1,367,723	1,452,351	0.04
Chobani Finance 7.50% 15/04/2025 144A	US	USD	858,897	884,136	0.02
				110,990,544	**3.01**
건강					
Community Health Systems 8.00% 15/03/2026 144A	US	USD	15,940,484	16,036,127	0.43
Tenet Healthcare 6.125% 01/10/2028 144A	US	USD	15,146,716	14,720,715	0.40
Radiology Partners 9.25% 01/02/2028 144A	US	USD	12,863,108	13,743,973	0.37
IQVIA 5.00% 15/05/2027 144A	US	USD	10,813,966	11,348,878	0.31
Bausch Health Americas 9.25% 01/04/2026 144A	US	USD	10,192,792	11,238,062	0.30
Centene 5.375% 01/06/2026 144A	US	USD	10,099,168	10,639,069	0.29

현재 투자종목 명세서서 2020년 10월 31일

	국가 코드	CCY	주식 또는 명목	시가(USD)	% 순자산
US Renal Care 10.625% 15/07/2027 144A	US	USD	8,491,279	9,064,441	0.25
IQVIA 5.00% 15/10/2026 144A	US	USD	8,321,942	8,640,423	0.23
Tenet Healthcare 6.25% 01/02/2027 144A	US	USD	8,128,995	8,451,717	0.23
Catalent Pharma Solutions 5.00% 15/07/2027 144A	US	USD	7,469,558	7,799,637	0.21
Davita 4.625% 01/06/2030 144A	US	USD	7,111,345	7,246,993	0.20
Surgery Center Holdings 10.00% 15/04/2027 144A	US	USD	6,455,977	6,903,861	0.19
Bausch Health 5.50% 01/11/2025 144A	CA	USD	6,248,377	6,429,580	0.17
Akumin 7.00% 01/11/2025 144A	CA	USD	5,743,622	5,707,724	0.15
Bausch Health 7.00% 15/03/2024 144A	CA	USD	5,409,832	5,611,349	0.15
Charles River Laboratories 4.25% 01/05/2028 144A	US	USD	4,974,278	5,201,552	0.14
Centene 4.625% 15/12/2029	US	USD	4,709,688	5,139,659	0.14
Bausch Health 9.00% 15/12/2025 144A	CA	USD	4,652,700	5,095,637	0.14
Avantor Funding 4.625% 15/07/2028 144A	US	USD	4,660,841	4,841,449	0.13
Centene 4.25% 15/12/2027	US	USD	4,400,323	4,642,406	0.13
Tenet Healthcare 4.625% 15/06/2028 144A	US	USD	4,559,076	4,630,312	0.13
Catalent Pharma Solutions 4.875% 15/01/2026 144A	US	USD	4,070,604	4,166,507	0.11
Centene 3.375% 15/02/2030	US	USD	3,797,873	3,950,984	0.11
Bausch Health 5.00% 30/01/2028 144A	CA	USD	3,770,193	3,731,096	0.10
Bausch Health Americas 8.50% 31/01/2027 144A	US	USD	3,346,036	3,659,309	0.10
Hologic 3.25% 15/02/2029 144A	US	USD	3,468,154	3,491,998	0.09
Davita 3.75% 15/02/2031 144A	US	USD	3,464,084	3,336,346	0.09
Sabra Health Care 3.90% 15/10/2029	US	USD	3,170,186	3,197,720	0.09
Charles River Laboratories 5.50% 01/04/2026 144A	US	USD	2,824,999	2,950,358	0.08
Ortho-Clinical Diagnostics 7.375% 01/06/2025 144A	US	USD	2,808,717	2,940,375	0.08
Bausch Health 6.25% 15/02/2029 144A	CA	USD	2,503,421	2,583,531	0.07
Centene 5.375% 15/08/2026 Reg S	US	USD	2,332,456	2,478,491	0.07
Molina Healthcare 4.375% 15/06/2028 144A	US	USD	2,389,444	2,451,570	0.07
Emergent BioSolutions 3.875% 15/08/2028 144A	US	USD	2,255,114	2,283,766	0.06
Surgery Center 6.75% 01/07/2025 144A	US	USD	1,689,301	1,669,240	0.05
Bausch Health 7.25% 30/05/2029 144A	CA	USD	1,411,685	1,525,234	0.04
Ortho-Clinical Diagnostics 7.25% 01/02/2028 144A	US	USD	1,298,523	1,352,898	0.04
Vizient 6.25% 15/05/2027 144A	US	USD	736,779	781,767	0.02
Bausch Health 5.875% 15/05/2023 144A	CA	USD	146,542	146,290	0.00
				219,831,044	**5.96**

금융

Citigroup 5.35% VRN (Perpetual)	US	USD	39,281,325	40,165,155	1.09
Bank of America 5.875% VRN (Perpetual)	US	USD	33,203,914	35,809,551	0.97
Icahn Enterprises 6.375% 15/12/2025	US	USD	20,642,031	21,209,893	0.57
Alliant Hdl Intermediate 6.75% 15/10/2027 144A	US	USD	17,157,594	17,958,682	0.49
Icahn Enterprises 6.25% 15/05/2026	US	USD	14,503,561	15,117,787	0.41
Acrisure Finance 7.00% 15/11/2025 144A	US	USD	14,361,090	14,343,138	0.39
HUB International 7.00% 01/05/2026 144A	US	USD	12,020,493	12,363,137	0.34
JPMorgan Chase & Co 5.15% VRN (Perpetual)	US	USD	11,010,983	11,085,032	0.30
Enviva Partners Finance 6.50% 15/01/2026 144A	US	USD	9,517,071	10,058,355	0.27
MSCI 4.75% 01/08/2026 144A	US	USD	8,141,207	8,477,032	0.23
USI NY 6.875% 01/05/2025 144A	US	USD	7,730,076	7,879,769	0.21
Springleaf Finance 7.125% 15/03/2026	US	USD	7,095,062	7,876,335	0.21
Citigroup 5.00% VRN (Perpetual)	US	USD	7,742,288	7,778,297	0.21
Bank of America 4.30% VRN (Perpetual)	US	USD	7,636,452	7,478,951	0.20
Park Aerospace Holdings 4.50% 15/03/2023 144A	KY	USD	6,162,894	6,243,821	0.17
JPMorgan Chase & Co 4.60% VRN (Perpetual)	US	USD	6,154,753	6,147,059	0.17
Icahn Enterprises 5.25% 15/05/2027	US	USD	4,213,075	4,363,166	0.12
Icahn Enterprises 4.75% 15/09/2024	US	USD	4,213,075	4,293,397	0.12
Citigroup 4.70% VRN (Perpetual)	US	USD	4,025,827	3,947,827	0.11
Icahn Enterprises 6.75% 01/02/2024	US	USD	3,651,331	3,734,582	0.10
Springleaf Finance 6.875% 15/03/2025	US	USD	3,370,460	3,713,825	0.10
Acrisure Finance 8.125% 15/02/2024 144A	US	USD	3,451,872	3,619,270	0.10
j2 Cloud Services 6.00% 15/07/2025 144A	US	USD	2,898,270	3,039,126	0.08
MSCI 4.00% 15/11/2029 144A	US	USD	1,713,724	1,791,442	0.05
AmWINs Group 7.75% 01/07/2026 144A	US	USD	915,886	980,969	0.03
				259,475,598	**7.03**

부동산

Howard Hughes 5.375% 01/08/2028 144A	US	USD	15,793,942	15,981,495	0.43
SBA Communications 3.875% 15/02/2027 144A	US	USD	12,077,481	12,288,837	0.33
GLP Capital 4.00% 15/01/2031	US	USD	8,141,207	8,527,385	0.23
Uniti Group 8.25% 15/10/2023	US	USD	7,453,275	7,355,451	0.20
MGM Growth 4.625% 15/06/2025 144A	US	USD	6,883,391	7,017,342	0.19
Caretrust Capital 5.25% 01/06/2025	US	USD	6,415,271	6,631,113	0.18
Service Properties Trust 7.50% 15/09/2025	US	USD	5,800,610	6,085,717	0.16
Taylor Morrison Comm. 5.125% 01/08/2030 144A	US	USD	4,070,604	4,424,237	0.12
GLP Capital 5.25% 01/06/2025	US	USD	3,911,850	4,283,398	0.12
VICI Properties 3.50% 15/02/2025 144A	US	USD	4,213,075	4,236,563	0.11
Taylor Morrison Comm. 5.75% 15/01/2028 144A	US	USD	3,464,084	3,837,166	0.10
Equinix 5.375% 15/05/2027	US	USD	3,374,530	3,679,453	0.10
VICI Properties 4.125% 15/08/2030 144A	US	USD	3,398,954	3,445,690	0.09
MGM Growth Properties 5.75% 01/02/2027	US	USD	2,833,140	3,061,775	0.08
VICI Properties 3.75% 15/02/2027 144A	US	USD	2,597,045	2,601,512	0.07
Taylor Morrison Comm. 5.875% 15/06/2027 144A	US	USD	2,336,526	2,587,189	0.07
Realogy Group 7.625% 15/06/2025 144A	US	USD	1,632,312	1,724,562	0.05
Weekley Homes 4.875% 15/09/2028 144A	US	USD	1,632,312	1,657,319	0.04
				99,426,204	**2.70**

커뮤니케이션 서비스

Sprint Capital 8.75% 15/03/2032	US	USD	35,190,369	52,732,767	1.43
Sprint Communications 6.00% 15/11/2022	US	USD	39,655,821	42,519,368	1.15
C&W Senior Financing DAC 6.875% 15/09/2027 144A	IE	USD	29,662,489	31,308,757	0.85
Altice France 7.375% 01/05/2026 144A	FR	USD	16,567,357	17,308,746	0.47
Altice France 8.125% 01/02/2027 144A	FR	USD	13,888,900	15,085,359	0.41
CenturyLink 5.125% 15/12/2026 144A	US	USD	13,127,697	13,442,171	0.36
Netflix 3.625% 15/06/2025 144A	US	USD	10,082,885	10,492,502	0.28
Sprint Capital 6.875% 15/11/2028	US	USD	7,823,700	9,911,650	0.27
Sprint 7.875% 15/09/2023	US	USD	8,650,033	9,910,689	0.27
Sable International Finance 5.75% 07/09/2027 144A	KY	USD	8,987,893	9,540,109	0.26
Virgin Media 5.00% 15/07/2030 144A	GB	USD	7,982,454	7,952,520	0.22
C&W Senior Financing DAC 7.50% 15/10/2026 144A	IE	USD	6,989,226	7,379,889	0.20
Netflix 4.875% 15/06/2030 144A	US	USD	5,698,845	6,514,492	0.18
CenturyLink 4.00% 15/02/2027 144A	US	USD	5,405,762	5,534,148	0.15
Zayo Group Holdings 4.00% 01/03/2027 144A	US	USD	5,511,597	5,406,905	0.15
Netflix 4.875% 15/04/2028	US	USD	4,815,524	5,389,198	0.15
Windstream 7.75% 15/08/2028 144A	US	USD	4,872,513	4,714,156	0.13
Level 3 Financing 4.25% 01/07/2028 144A	US	USD	4,575,359	4,602,811	0.12
Sprint 7.625% 01/03/2026	US	USD	3,451,872	4,206,054	0.11
Sprint 7.125% 15/06/2024	US	USD	3,142,506	3,598,169	0.10
Netflix 5.875% 15/11/2028	US	USD	2,943,046	3,521,591	0.10
Frontier 5.875% 15/10/2027 144A	US	USD	3,443,731	3,516,910	0.10
Sprint 7.25% 15/09/2021	US	USD	3,203,565	3,340,774	0.09
Live Nation Entertainment 4.75% 15/10/2027 144A	US	USD	3,614,696	3,335,696	0.09
Allen Media 10.50% 15/02/2028 144A	US	USD	3,337,895	3,245,586	0.09
Altice France 5.125% 15/01/2029 144A	FR	USD	3,114,012	3,114,946	0.08
Zayo Group Holdings 6.125% 01/03/2028 144A	US	USD	3,040,741	3,072,577	0.08
Telesat Canada 6.50% 15/10/2027 144A	CA	USD	2,084,149	2,076,646	0.06
Cablevision Lightpath 3.875% 15/09/2027 144A	US	USD	1,758,501	1,747,510	0.05
Cablevision Lightpath 5.625% 15/09/2028 144A	US	USD	1,388,076	1,404,559	0.04
T-Mobile USA 4.50% 15/04/2050 144A	US	USD	12,212	14,368	0.00
T-Mobile USA 4.375% 15/04/2040 144A	US	USD	5,699	6,607	0.00
				295,948,230	**8.02**

목록에 없음

에너지

EP Energy*	US	USD	277,033	5,635,102	0.15
EPIC Crude Services 5.251% FRN 01/03/2026	US	USD	4,815,524	3,399,760	0.09
Pride International 7.875% 15/08/2040 (Defaulted)	US	USD	5,417,973	450,369	0.01
Sanchez Energy*	US	USD	17,042	443,092	0.01
Cal Resources 20.169% 31/12/2021	US	USD	17,198,300	441,136	0.01
Cal. Resources 8.00% 15/12/2022 144A (Defaulted)	US	USD	30,370,774	404,387	0.01
Valaris 4.50% 01/10/2024 (Defaulted)	GB	USD	7,261,957	349,482	0.01
Jonah Energy Fin. 7.25% 15/10/2025 144A (Defaulted)	US	USD	9,130,364	342,389	0.01
Mesquite 15.00% 31/07/2023*	US	USD	315,761	315,761	0.01
Ultra Resources 11.00% 12/07/2024 (Defaulted)	US	USD	4,121,314	226,672	0.01
Valaris 7.75% 01/02/2026 (Defaulted)	GB	USD	4,550,935	219,150	0.01
Tidewater Wts 14/11/2042	US	USD	32,982	156,663	0.00
Valaris 5.20% 15/03/2025 (Defaulted)	GB	USD	1,611,959	80,598	0.00
Noble Holding Intl. 6.20% 01/08/2040 (Defaulted)	KY	USD	5,495,315	54,953	0.00
Noble Holding Intl. 7.95% 01/04/2025 (Defaulted)	KY	USD	2,540,057	25,401	0.00
Noble Holding Intl. 7.75% 15/01/2024 (Defaulted)	KY	USD	2,646,706	19,850	0.00
Pacific Drilling 11.00% 01/04/2024 144A (Defaulted)	LU	USD	294,914	4,024	0.00
Noble Holding Intl. 6.05% 01/03/2041 (Defaulted)	KY	USD	187,248	2,225	0.00
Sanchez Dip Roll Up 0.00% 11/05/2020 (Defaulted)*	US	USD	1,278,170	13	0.00
Ultra Petroleum WTS 14/07/2025*	US	USD	81,607	1	0.00
				12,571,028	**0.34**

소재

New WEI 9.50% 15/10/2019 144A (Defaulted)*	US	USD	4,237,498	42	0.00
				42	**0.00**

산업재

Hertz 7.125% 01/08/2026 144A (Defaulted)	US	USD	5,312,138	2,108,255	0.06
Hertz 5.50% 15/10/2024 144A (Defaulted)	US	USD	3,329,754	1,329,820	0.04
Hertz 6.00% 15/01/2028 144A (Defaulted)	US	USD	3,008,176	1,216,431	0.03
Hertz 6.25% 15/10/2022 (Defaulted)	US	USD	2,426,080	964,367	0.03
				5,618,873	**0.15**

소비재

UC Holdings*	US	USD	105,730	1,173,601	0.03
Chukchansi 10.25% 30/05/2020 Reg S (Defaulted)	US	USD	307,525	130,698	0.00
ACC Claims Holdings*	US	USD	151,019	3,626	0.00
Adelphia Recovery Trust (A)	US	USD	196,948	98	0.00
Wfd. 8.625% 15/09/2014 144A (Defaulted)*	US	USD	217,552	2	0.00
				1,308,025	**0.04**

현재 투자종목 명세서서 2020년 10월 31일

	국가 코드	CCY	주식 또는 명목	시가(USD)	% 순자산
소비재					
Southeastern Grocers*	US	USD	120,575	7,989,323	0.22
Tops Holding 8.00% 15/06/2022 (Defaulted)	US	USD	10,213,145	6,434,281	0.17
Tops Markets 13.00% 19/11/2024*	US	USD	2,086,807	2,045,071	0.06
				16,468,675	0.45
건강					
Rural Metro 10.125% 15/07/2019 (A) (Defaulted)*	US	USD	4,864,371	49	0.00
Rural Metro 10.125% 15/07/2019 (Defaulted)*	US	USD	4,693,406	47	0.00
				96	0.00
금융					
Motors Liquidation GUC Trust	US	USD	101,080	140,501	0.00
				140,501	0.00
커뮤니케이션 서비스					
Frontier Comm. 8.50% 01/04/2026 144A (Defaulted)	US	USD	9,977,050	10,049,383	0.27
Intelsat Jackson 5.50% 01/08/2023 (Defaulted)	LU	USD	16,437,098	9,677,341	0.26
New Cotai 10.625% 01/05/2019 144A (Defaulted)	SU	USD	14,309,485	6,353,268	0.17
Intelsat Jackson 8.00% 15/02/2024 144A (Defaulted)	LU	USD	5,255,149	5,344,960	0.14
Frontier Comm. 11.00% 15/09/2025 (Defaulted)	US	USD	8,035,372	3,349,746	0.09
Intelsat Jackson 8.50% 15/10/2024 144A (Defaulted)	LU	USD	2,226,620	1,380,505	0.04
Adelphia Recovery Trust (B)*	US	USD	82,160	1	0.00
				36,155,204	0.98
단주				(4)	(0.00)
총 투자 (비용 USD 3,716,734,826)				3,642,029,440	98.73

선물환 계약

	기본 노출 USD	미실현 이익 / (손실) USD	% 순자산
A-ACC 주식 (EUR) (헤지)			
구입 EUR 판매 USD 에 0.85284 24/11/2020	127,033,752	(755,122)	(0.02)
		(755,122)	(0.02)
A-ACC 주식 (HUF) (헤지)			
구입 HUF 판매 USD 에 311.85020 24/11/2020	9,584,329	(92,631)	(0.00)
		(92,631)	(0.00)
A-MDIST 주식 (AUD) (헤지)			
구입 AUD 판매 USD 에 1.41275 24/11/2020	3,876,067	(26,088)	(0.00)
		(26,088)	(0.00)
D-ACC 주식 (EUR) (헤지)			
구입 EUR 판매 USD 에 0.85314 24/11/2020	660,503	(3,693)	(0.00)
		(3,693)	(0.00)
E-MDIST 주식 (EUR) (헤지)			
구입 EUR 판매 USD 에 0.85324 24/11/2020	22,117,905	(121,025)	(0.00)
		(121,025)	(0.00)
I 주식 (EUR) (헤지)			
구입 EUR 판매 USD 에 0.85314 24/11/2020	61,497,767	(343,858)	(0.01)
		(343,858)	(0.01)
I-ACC 주식 (EUR) (헤지)			
구입 EUR 판매 USD 에 0.85318 24/11/2020	108,769	(603)	(0.00)
		(603)	(0.00)
RY-ACC 주식 (EUR) (헤지)			
구입 EUR 판매 USD 에 0.85718 24/11/2020	26,715	(23)	(0.00)
구입 EUR 판매 USD 에 0.85324 24/11/2020	53,560	(293)	(0.00)
구입 EUR 판매 USD 에 0.85053 24/11/2020	192,587	(1,663)	(0.00)
		(1,979)	(0.00)
Y-ACC 주식 (CHF) (헤지)			
구입 CHF 판매 USD 에 0.91109 24/11/2020	1,585,793	(7,966)	(0.00)
구입 CHF 판매 USD 에 0.91481 24/11/2020	65,775,941	(63,080)	(0.00)
		(71,046)	(0.00)
Y-ACC 주식 (EUR) (헤지)			
구입 EUR 판매 USD 에 0.85268 24/11/2020	283,931,135	(1,738,542)	(0.05)
		(1,738,542)	(0.05)
Y-MDIST 주식 (AUD) (헤지)			
구입 AUD 판매 USD 에 1.41275 24/11/2020	868,804	(5,847)	(0.00)
		(5,847)	(0.00)
Y-QDIST 주식 (EUR) (헤지)			
구입 EUR 판매 USD 에 0.85334 24/11/2020	53,519,642	(286,960)	(0.01)
		(286,960)	(0.01)
기타 자산 및 부채		50,315,078	1.36
순자산		3,688,897,124	100.00

지역별 배분

국가	국가 코드	% 순자산
미국	US	76.28
아일랜드	IE	5.08
캐나다	CA	4.11
룩셈부르크	LU	2.47
초 국가	SU	2.46
네덜란드	NL	2.26
프랑스	FR	1.30
영국	GB	1.13
케이맨 제도	KY	0.94
버뮤다	BM	0.84
파나마	PA	0.49
라이베리아	LR	0.41
호주	AU	0.27
오스트리아	AT	0.26
버진 아일랜드 (영국령)	VG	0.25
이스라엘	IL	0.09
마샬 군도	MH	0.07
노르웨이	NO	0.01
현금 및 기타 순자산		1.27

Fidelity Funds

Australian Dollar Cash Fund

현재 투자종목 명세서서 2020년 10월 31일

	국가 코드	CCY	주식 또는 명목	시장 가격 AUD	% 순자산
공인된 주식 또는 공식 증권거래소에서 거래됨					
소비재					
Nestle Capital Holdings 3.625% 03/11/2020 EMTN	US	AUD	1,334,000	1,334,000	0.96
				1,334,000	0.96
금융					
International Bank Rec & De 2.80% 13/01/2021 MTN	SU	AUD	5,000,000	5,025,656	3.63
EIB 2.80% 15/01/2021 MTN	SU	AUD	2,917,000	2,932,498	2.12
Kreditanstalt 2.80% 17/02/2021 MTN	DE	AUD	1,265,000	1,274,768	0.92
				9,232,922	6.66
정부					
Australia 1.75% 21/11/2020	AU	AUD	12,000,000	12,010,996	8.67
				12,010,996	8.67
증권 자격 취득 또는 기타 통제 된 시장 에서 죽음을 맞게					
금융					
Commonwealth Bank Australia 3.50% 18/01/2021 MTN	AU	AUD	5,450,000	5,487,849	3.96
National Australia Bank 2.75% 16/04/2021	AU	AUD	3,000,000	3,035,390	2.19
Landeskredit 2.25% 17/02/2021 MTN	DE	AUD	675,000	678,887	0.49
				9,202,126	6.64
정부					
Australia 0.00% 13/11/2020	AU	AUD	11,050,000	11,049,704	7.97
Australia 0.00% 29/01/2021	AU	AUD	9,000,000	8,998,344	6.49
Australia 0.00% 27/11/2020	AU	AUD	4,000,000	3,999,804	2.89
Australia 0.00% 26/02/2021	AU	AUD	500,000	499,876	0.36
Australia 0.00% 23/04/2021	AU	AUD	500,000	499,804	0.36
				25,047,532	18.07
금융 상품					
SMBC Sydney CD 0.00% 15/01/2021	AU	AUD	5,500,000	5,499,177	3.97
DNB Bank CP 0.05% 11/11/2020	NO	AUD	5,000,000	5,000,033	3.61
Rabobank Ned CP 0.05% 13/11/2020	NL	AUD	5,000,000	5,000,000	3.61
Bank Tokyo Sydney CD 0.00% 10/11/2020	AU	AUD	5,000,000	4,999,893	3.61
				20,499,103	14.79
목록에 없음					
정부					
Australia 0.00% 26/03/2021	AU	AUD	500,000	499,841	0.36
				499,841	0.36
총 투자 (비용 AUD 77,911,565)				77,826,520	56.16
예금					
Bred Banque TD 0.03% 02/11/2020	FR	AUD	13,750,210	13,750,210	9.92
ING Bank TD -0.05% 03/11/2020	NL	AUD	13,750,000	13,750,000	9.92
Bank Of Montreal TD 0.01% 03/11/2020	CA	AUD	13,750,000	13,750,000	9.92
KBC Bank TD 0.01% 05/11/2020	BE	AUD	10,000,000	10,000,000	7.22
				51,250,210	36.98
(예금 포함) 총 투자				129,076,730	93.14
기타 자산 및 부채				9,503,201	6.86
순자산				138,579,931	100.00

지역별 배분

국가	국가 코드	% 순자산
호주	AU	40.83
네덜란드	NL	13.53
프랑스	FR	9.92
캐나다	CA	9.92
벨기에	BE	7.22
초 국가	SU	5.74
노르웨이	NO	3.61
독일	DE	1.41
미국	US	0.96
현금 및 기타 순자산		6.86

별첨 재무제표에 대한 주석은 본 재무제표의 중요한 일부입니다. 투자종목 명세서 및 지역별 배분의 순자산 비율은 반올림되었습니다.

Fidelity Funds

Euro Cash Fund

현재 투자종목 명세서서 2020년 10월 31일

	국가 코드	CCY	주식 또는 명목	시장 가격 EUR	순자산 %
공인된 주식 또는 공식 증권거래소에서 거래됨					
금융					
Westpac Banking 0.022% FRN 04/12/2020 EMTN	AU	EUR	4,023,089	4,025,024	0.66
				4,025,024	0.66
금융 상품					
Kommunalbanken CP -0.545% 05/11/2020	NO	EUR	20,115,445	20,117,306	3.28
Rabobank CP -0.55% 10/02/2021	NZ	EUR	13,678,502	13,695,979	2.23
Allianz CP -0.41% 03/11/2020	DE	EUR	13,678,502	13,679,407	2.23
HSBC France CP -0.50% 01/04/2021	FR	EUR	12,069,267	12,096,257	1.97
Agence Centrale CP -0.56% 22/02/2021	FR	EUR	12,069,267	12,091,748	1.97
Citibank CD 0.00% 05/02/2021	US	EUR	12,069,267	12,087,529	1.97
Lloyds Bank CP -0.57% 14/01/2021	GB	EUR	12,069,267	12,083,987	1.97
Toyota Leasing CP -0.56% 14/01/2021	DE	EUR	12,069,267	12,083,425	1.97
Lloyds Bank CP -0.56% 07/01/2021	GB	EUR	12,069,267	12,082,745	1.97
Swedbank CP -0.54% 21/12/2020	SE	EUR	12,069,267	12,080,155	1.97
Dexia Credit Local CP -0.54% 21/12/2020	FR	EUR	12,069,267	12,079,579	1.97
KBC Bank CD 0.00% 21/12/2020	BE	EUR	12,069,267	12,079,125	1.97
Sumi Trust Bank CD 0.00% 16/12/2020	JP	EUR	12,069,267	12,078,602	1.97
Toyota Motor Finance CP -0.56% 16/12/2020	NL	EUR	12,069,267	12,078,018	1.97
Citibank CD 0.00% 04/12/2020	US	EUR	12,069,267	12,075,783	1.97
Linde Finance CP -0.43% 04/12/2020	NL	EUR	12,069,267	12,075,736	1.97
Oesterreichisch CP -.54% 27/11/2020	AT	EUR	12,069,267	12,074,479	1.97
Jyske Bank CP -0.545% 23/11/2020	DK	EUR	12,069,267	12,073,734	1.97
SMBC Brussels CP -0.53% 19/11/2020	BE	EUR	12,069,267	12,073,258	1.97
Archer Dan CP -0.53% 03/12/2020	US	EUR	12,069,267	12,072,334	1.97
Archer Dan CP -0.52% 01/12/2020	US	EUR	12,069,267	12,072,153	1.97
Soc Anonyme De CP -0.36% 06/11/2020	FR	EUR	12,069,267	12,070,569	1.97
Loreal CP -0.555% 05/11/2020	FR	EUR	12,069,267	12,070,383	1.97
Linde Finance CP -0.49% 18/01/2021	NL	EUR	8,046,178	8,055,863	1.31
Denmark CP -0.53% 04/01/2021	DK	EUR	8,046,178	8,054,891	1.31
Mizuho Bank CD 0.00% 07/01/2021	GB	EUR	8,046,178	8,054,746	1.31
SMBV Brussels CD 0.00% 24/12/2020	DE	EUR	8,046,178	8,053,450	1.31
Dexia Credit Local CP -0.48% 22/12/2020	FR	EUR	8,046,178	8,053,185	1.31
Svenska Handelsbanken CP -0.35% 18/12/2020	SE	EUR	8,046,178	8,052,261	1.31
Nordea Bank CP -0.55% 17/12/2020	FI	EUR	8,046,178	8,052,136	1.31
Nordea Bank CP -0.50% 10/12/2020	FI	EUR	8,046,178	8,051,267	1.31
Nordea Bank CP -0.4% 07/12/2020	FI	EUR	8,046,178	8,050,894	1.31
Swedbank CP -0.38% 01/12/2020	SE	EUR	8,046,178	8,050,400	1.31
SMBC Brussels CD 0.00% 23/11/2020	BE	EUR	8,046,178	8,049,371	1.31
Agence Centrale CP -0.52% 23/11/2020	FR	EUR	8,046,178	8,049,344	1.31
Agence Centrale CP -0.33% 06/11/2020	FR	EUR	8,046,178	8,047,101	1.31
Rabobank Ned CP -0.40% 05/11/2020	NL	EUR	8,046,178	8,046,922	1.31
Credit Suisse CD 0.00% 12/11/2020	GB	EUR	6,436,942	6,438,419	1.05
Mizuho Bank CD 0.00% 05/11/2020	GB	EUR	6,436,942	6,437,538	1.05
Goldman Sachs CD 0.00% 07/05/2021	GB	EUR	6,034,633	6,051,344	0.99
BOA International CD 0.00% 08/01/2021	IE	EUR	6,034,633	6,041,153	0.99
P&G CP -0.49% 03/12/2020	US	EUR	5,632,325	5,635,278	0.92
Deutsche Bahn CP -0.555% 30/11/2020	DE	EUR	5,632,325	5,635,212	0.92
Svenska Handelsbanken CP -0.49% 24/05/2021	SE	EUR	4,023,089	4,035,675	0.66
Swedbank CP -.053% 21/04/2021	SE	EUR	4,023,089	4,033,537	0.66
Nordea Bank CP -0.54% 19/04/2021	FI	EUR	4,023,089	4,032,993	0.66
Svenska Handelsbanken CP -0.52% 22/02/2021	SE	EUR	4,023,089	4,030,234	0.66
Paccar Finance Euro CP -0.53% 05/01/2021	NL	EUR	4,023,089	4,027,249	0.66
Swedbank CP -0.55% 17/12/2020	SE	EUR	4,023,089	4,026,401	0.66
HSBC France CP -0.15% 09/11/2020	FR	EUR	4,023,089	4,023,743	0.66
Deutsche Bahn CP -0.555% 30/11/2020	DE	EUR	2,413,853	2,415,091	0.39
				468,657,989	76.47
단주				(2)	(0.00)
총 투자 (비용 EUR 473,033,597)				472,683,011	77.13
예금					
Barclays Bank TD -0.55% 02/11/2020	GB	EUR	60,346,334	60,346,334	9.85
KBC Bank TD -0.56% 02/11/2020	BE	EUR	48,277,067	48,277,067	7.88
Bred Banque TD -0.58% 02/11/2020	FR	EUR	48,277,067	48,277,067	7.88
Credit Agricole TD -0.55% 02/11/2020	FR	EUR	25,467,295	25,467,295	4.16
				182,367,763	29.76
(예금 포함) 총 투자				655,050,774	106.89
기타 자산 및 부채				(42,198,472)	(6.89)
순자산				612,852,302	100.00

지역별 배분

국가	국가 코드	% 순자산
프랑스	FR	26.49
영국	GB	18.19
벨기에	BE	13.13
미국	US	8.80
스웨덴	SE	7.23
네덜란드	NL	7.23
독일	DE	6.83
핀란드	FI	4.60
덴마크	DK	3.28
노르웨이	NO	3.28
뉴질랜드	NZ	2.23
일본	JP	1.97
오스트리아	AT	1.97
아일랜드	IE	0.99
호주	AU	0.66
현금 및 기타 순 부채		(6.89)

별첨 재무제표에 대한 주석은 본 재무제표의 중요한 일부입니다. 투자종목 명세서 및 지역별 배분의 순자산 비율은 반올림되었습니다.

Fidelity Funds

Sterling Cash Fund

현재 투자종목 명세서서 2020년 10월 31일

	국가 코드	CCY	주식 또는 명목	시장 가격 GBP	% 순자산
금융 상품					
LBBW (Ungtd) CP 0.04% 30/11/2020	DE	GBP	2,500,000	2,499,932	2.34
BOA CD 0.11% 03/02/2021	GB	GBP	2,000,000	2,000,379	1.87
Handelsbanken CD 0.095% 28/01/2021	GB	GBP	2,000,000	2,000,291	1.87
Swedbank CP 0.175% 22/12/2020	SE	GBP	2,000,000	2,000,174	1.87
Lloyds Bank CD 0.04% 18/12/2020	GB	GBP	2,000,000	2,000,075	1.87
Agence Centrale CP 0.065% 08/12/2020	FR	GBP	2,000,000	2,000,032	1.87
Credit Agricole CIB CD 0.04% 01/02/2021	GB	GBP	2,000,000	2,000,021	1.87
BNP Paribas CD 0.06% 09/12/2020	FR	GBP	2,000,000	2,000,000	1.87
Bnp Paribas CD 0.04% 07/12/2020	FR	GBP	2,000,000	1,999,960	1.87
Sumi Trust Bank CD 0.04% 22/01/2021	JP	GBP	2,000,000	1,999,945	1.87
Sumi Trust Bank CD 0.00% 18/12/2020	JP	GBP	2,000,000	1,999,893	1.87
MUFG Bank CD 0.00% 18/12/2020	JP	GBP	2,000,000	1,999,817	1.87
Smbc Brussels CD 0.00% 11/01/2021	BE	GBP	2,000,000	1,999,808	1.87
Swedbank CP 0.06% 15/03/2021	SE	GBP	2,000,000	1,999,672	1.87
Lloyds Bank CP 0.05% 03/03/2021	GB	GBP	2,000,000	1,999,671	1.87
HSBC CP 0.07% 06/04/2021	GB	GBP	2,000,000	1,999,472	1.87
BOA CD 0.13% 18/01/2021	GB	GBP	1,500,000	1,500,355	1.40
Dexia Credit Local CP 0.165% 22/12/2020	FR	GBP	1,500,000	1,500,024	1.40
Dexia Credit Local CP 0.23% 07/12/2020	FR	GBP	1,500,000	1,500,023	1.40
Toyota Motor Finance CP 0.04% 30/11/2020	NL	GBP	1,500,000	1,500,019	1.40
Nordea Bank CD 0.08% 16/11/2020	FI	GBP	1,500,000	1,500,017	1.40
SMBC Brussels CD 0.07% 06/11/2020	BE	GBP	1,500,000	1,500,010	1.40
SEB CP 0.50% 04/11/2020	SE	GBP	1,500,000	1,500,003	1.40
Toyota Motor Finance CP 0.05% 29/01/2021	NL	GBP	1,500,000	1,499,940	1.40
Rabobank CD 0.13% 01/02/2020	NL	GBP	1,500,000	1,499,900	1.40
HSBC CP 0.16% 08/02/2021	GB	GBP	1,500,000	1,499,834	1.40
Nordea Bank CD 0.04% 22/03/2021	FI	GBP	1,500,000	1,499,794	1.40
Agence Centrale CP 0.065% 13/04/2021	FR	GBP	1,500,000	1,499,722	1.40
Goldman Sachs Intl. CD 0.15% 07/05/2021	GB	GBP	1,000,000	1,000,419	0.94
Handelsbanken CD 0.09% 18/01/2021	GB	GBP	1,000,000	1,000,149	0.94
BOA CD 0.09% 05/02/2021	GB	GBP	1,000,000	1,000,137	0.94
Goldman Sachs Intl. CD 0.73% 04/11/2020	GB	GBP	1,000,000	1,000,102	0.94
National Aus Bank CD 0% 20/04/2021 YTM	GB	GBP	1,000,000	1,000,024	0.94
Dexia Credit Local CP 0.24% 04/12/2020	FR	GBP	1,000,000	1,000,013	0.94
FMS Wertmgmt CP 0.095% 07/01/2021	DE	GBP	1,000,000	1,000,009	0.94
Rabobank CP 0.45% 05/11/2020	NL	GBP	1,000,000	999,998	0.94
Rabobank CP 0.38% 09/11/2020	NL	GBP	1,000,000	999,996	0.94
Nordea Bank CD 0.06% 01/03/2021	FI	GBP	1,000,000	999,973	0.94
SMBC Brussels CP 0.07% 01/12/2020	BE	GBP	1,000,000	999,969	0.94
Mitsubishi UFJ Trust & Bank CD 0.05% 12/01/2021	JP	GBP	1,000,000	999,945	0.94
Citibank CD 0.04% 08/03/2021	US	GBP	1,000,000	999,933	0.94
Agence Centrale CP 0.06% 07/04/2021	FR	GBP	1,000,000	999,839	0.94
Credit Agricole CIB CD 0.12% 05/02/2021	GB	GBP	500,000	500,111	0.47
Sumi Trust Bank CD 0.06% 25/01/2021	JP	GBP	500,000	500,008	0.47
				65,499,408	61.30
단주				4	0.00
총 투자 (비용 GBP 65,480,395)				65,499,412	61.30
예금					
Mizuho TD 0.05% 02/11/2020	GB	GBP	10,001,685	10,001,685	9.36
KBC Bank TD 0.05% 02/11/2020	BE	GBP	10,000,000	10,000,000	9.36
Bred Banque TD 0.05% 02/11/2020	FR	GBP	9,844,776	9,844,776	9.21
Barclays Bank TD 0.05% 02/11/2020	GB	GBP	8,670,062	8,670,062	8.11
DZ Bank TD 0.04% 02/11/2020	DE	GBP	5,000,060	5,000,060	4.68
				43,516,583	40.72
(예금 포함) 총 투자				109,015,995	102.02
기타 자산 및 부채				(2,158,146)	(2.02)
순자산				106,857,849	100.00

지역별 배분

국가	국가 코드	% 순자산
영국	GB	36.66
프랑스	FR	20.91
벨기에	BE	13.57
독일	DE	7.95
일본	JP	7.02
네덜란드	NL	6.08
스웨덴	SE	5.15
핀란드	FI	3.74
미국	US	0.94
현금 및 기타 순 부채		(2.02)

별첨 재무제표에 대한 주석은 본 재무제표의 중요한 일부입니다. 투자종목 명세서 및 지역별 배분의 순자산 비율은 반올림되었습니다.

Fidelity Funds

US Dollar Cash Fund

현재 투자종목 명세서서 2020년 10월 31일

	국가 코드	CCY	주식 또는 명목	시가(USD)	% 순자산
공인된 주식 또는 공식 증권거래소에서 거래됨					
금융					
Westpac Banking 0.366% FRN 27/11/2020 EMTN	AU	USD	23,619,317	23,621,775	1.29
				23,621,775	1.29
증권 자격 취득 또는 기타 통제 된 시장 에서 죽음을 맞게					
금융					
BNP Paribas 5.00% 15/01/2021	FR	USD	4,723,863	4,769,297	0.26
				4,769,297	0.26
금융 상품					
Jyske Bank CP 0.23% 06/11/2020	DK	USD	37,790,908	37,789,659	2.07
Rentenbank CP 0.1975% 11/01/2021	DE	USD	37,790,908	37,781,255	2.07
Expt Imp Bank CP 0.18% 13/01/2021	KR	USD	37,790,908	37,778,944	2.07
Agence Centrale CP 0.265% 01/04/2021	FR	USD	37,790,908	37,749,516	2.07
MUFG Bank CD 0.23% 06/01/2021	JP	USD	33,067,044	33,070,413	1.81
Commonwealth Bank Aus VCD 0.00% 16/11/2020	AU	USD	28,343,181	28,345,590	1.55
Swedbank CP 0.50% 06/11/2020	SE	USD	28,343,181	28,342,630	1.55
Expt Imp Bank CP 0.21% 23/11/2020	KR	USD	28,343,181	28,340,725	1.55
Agence Centrale CP 0.26% 15/01/2021	FR	USD	28,343,181	28,332,212	1.55
United Bank CP 0.21% 22/02/2021	SG	USD	28,343,181	28,325,356	1.55
MUFG Bank CD 0.21% 03/12/2020	JP	USD	23,619,317	23,621,011	1.29
Sumi Trust Bank CD 0.00% 06/11/2020	JP	USD	23,619,317	23,618,720	1.29
Western Australia Treasury CP 0.19% 22/01/2021	AU	USD	23,619,317	23,610,668	1.29
Toyota Motor Finance CP 0.23% 21/01/2021	NL	USD	23,619,317	23,609,030	1.29
HSBC UK Bank CP 0.22% 22/01/2021	GB	USD	23,619,317	23,608,741	1.29
KBC Bank CD 0.00% 18/12/2020	BE	USD	18,895,454	18,909,996	1.03
National Aus Bank CD 0.70% 02/11/2020	AU	USD	18,895,454	18,896,401	1.03
HSBC CP 0.67% 04/11/2020	FR	USD	18,895,454	18,895,191	1.03
Sumi Trust Bank CD 0.00% 03/11/2020	JP	USD	18,895,454	18,895,181	1.03
SMBC Brussels CP 0.24% 06/11/2020	BE	USD	18,895,454	18,894,943	1.03
Expt Imp Bank CP 0.21% 20/11/2020	KR	USD	18,895,454	18,894,021	1.03
Treasury Victoria CP 0.18% 18/11/2020	AU	USD	18,895,454	18,893,470	1.03
KfW (UGTD) CP 0.305% 04/01/2021	DE	USD	18,895,454	18,892,371	1.03
KBC Bank CD 0.00% 08/12/2020	BE	USD	18,895,454	18,892,179	1.03
MUFG Bank CD 0.00% 14/12/2020	JP	USD	18,895,454	18,892,030	1.03
KBC Bank CD 0.00% 14/12/2020	BE	USD	18,895,454	18,891,676	1.03
KBC Bank CD 0.00% 21/12/2020	BE	USD	18,895,454	18,891,088	1.03
Agence Centrale CP 0.315% 04/01/2021	FR	USD	18,895,454	18,890,571	1.03
Mizuho Bank CD 0.00% 15/12/2020	JP	USD	18,895,454	18,890,457	1.03
Kommun Sverige CP 0.28% 15/01/2021	SE	USD	18,895,454	18,890,444	1.03
Austria CP 0.00% 15/01/2021	AT	USD	18,895,454	18,889,272	1.03
Korea Development Bank CP 0.22% 06/01/2021	KR	USD	18,895,454	18,888,247	1.03
Temasek Finance CP 0.20% 04/02/2021	SG	USD	18,895,454	18,887,210	1.03
Landeskreditbank CP 0.20% 11/02/2021	DE	USD	18,895,454	18,885,470	1.03
Landeskreditbank CP 0.20% 12/02/2021	DE	USD	18,895,454	18,885,319	1.03
Sumi Trust Bank CD 0.00% 28/01/2021	JP	USD	18,895,454	18,885,067	1.03
HSBC CP 0.36% 08/02/2021	GB	USD	18,895,454	18,884,116	1.03
Mizuho Bank CD 0.00% 04/02/2021	JP	USD	18,895,454	18,883,389	1.03
United Bank CP 0.20% 26/02/2021	SG	USD	18,895,454	18,883,033	1.03
Finland CP 0.00% 17/03/2021	FI	USD	18,895,454	18,882,108	1.03
Treasury Victoria CP 0.22% 18/03/2021	AU	USD	18,895,454	18,880,655	1.03
Austria CD 0.00% 06/04/2021	AT	USD	18,895,454	18,880,538	1.03
National Aus Bank CD 0.00% 16/04/2021	AU	USD	18,895,454	18,878,363	1.03
United Bank CP 0.23% 19/04/2021	SG	USD	18,895,454	18,876,624	1.03
Swedbank CP 0.2275% 15/04/2021	SE	USD	18,895,454	18,874,965	1.03
Rabobank CP 0.23% 29/04/2021	NL	USD	18,895,454	18,873,723	1.03
Dexia Credit Local CP 0.32% 01/12/2020	FR	USD	18,423,067	18,420,448	1.01
Mizuho Bank CD 0.00% 09/11/2020	JP	USD	14,171,590	14,170,882	0.78
TD Bank CD 0.00% 18/12/2020	GB	USD	14,171,590	14,168,891	0.78
Sumi Trust Bank CD 0.00% 16/12/2020	JP	USD	14,171,590	14,168,871	0.78
Dexia Credit Local CP 0.30% 22/12/2020	FR	USD	14,171,590	14,168,253	0.78
HSBC CP 0.24% 06/04/2021	GB	USD	14,171,590	14,157,113	0.77
SMBC Brussels CP 0.22% 12/11/2020	BE	USD	13,226,818	13,226,154	0.72
Allianz CP 0.31% 07/01/2021	DE	USD	13,226,818	13,222,509	0.72
Korea Development Bank CP 0.21% 06/01/2021	KR	USD	11,337,272	11,332,948	0.62
United Bank CP 0.23% 22/04/2021	SG	USD	10,392,500	10,381,912	0.57
Goldman Sachs CD 0.35% 11/01/2021	GB	USD	9,447,727	9,450,921	0.52
Goldman Sachs CD 0.265% 08/02/2021	GB	USD	9,447,727	9,449,154	0.52
Goldman Sachs CD 0.32% 07/05/2021	GB	USD	9,447,727	9,448,954	0.52
KDB Bank CD 0.00% 06/11/2020	KR	USD	9,447,727	9,447,415	0.52
Swedbank CP 0.318% 04/12/2020	SE	USD	9,447,727	9,446,808	0.52
Mizuho Bank CD 0.00% 20/11/2020	JP	USD	9,447,727	9,446,735	0.52
Allianz CP 0.23% 26/02/2021	DE	USD	9,447,727	9,441,204	0.52
Finland CP 0.00% 17/03/2021	FI	USD	9,447,727	9,441,054	0.52
Mizuho Bank CD 0.00% 29/01/2021	GB	USD	9,447,727	9,441,045	0.52
Korea Development Bank CP 0.21% 04/12/2020	KR	USD	7,085,795	7,084,597	0.39
Goldman Sachs CD 1.055% 30/04/2021	GB	USD	6,613,409	6,638,864	0.36
Goldman Sachs CD 1.05% 04/02/2021	GB	USD	6,613,409	6,628,403	0.36
Goldman Sachs CD 0.965% 04/11/2020	GB	USD	6,613,409	6,614,166	0.36
				1,288,297,304	70.50

	시장 가격	% 순자산
총 투자 (비용 USD 1,316,021,188)	1,316,688,376	72.05
예금		
DZ Bank TD 0.08% 02/11/2020 (DE, USD, 161,561,515)	161,561,515	8.84
Bred Banque TD 0.11% 02/11/2020 (FR, USD, 144,820,471)	144,820,471	7.92
Barclays Bank TD 0.05% 02/11/2020 (GB, USD, 131,495,277)	131,495,277	7.20
KBC Bank TD 0.08% 02/11/2020 (BE, USD, 94,477,269)	94,477,269	5.17
	532,354,532	29.13
(예금 포함) 총 투자	1,849,042,908	101.18
기타 자산 및 부채	(21,646,579)	(1.18)
순자산	1,827,396,329	100.00

지역별 배분

국가	국가 코드	% 순자산
프랑스	FR	15.65
독일	DE	15.25
영국	GB	14.23
일본	JP	11.63
벨기에	BE	11.06
호주	AU	8.27
한국	KR	7.73
싱가포르	SG	5.22
스웨덴	SE	4.13
네덜란드	NL	2.32
덴마크	DK	2.07
오스트리아	AT	2.07
핀란드	FI	1.55
현금 및 기타 순 부채		(1.18)

별첨 재무제표에 대한 주석은 본 재무제표의 중요한 일부입니다. 투자종목 명세서 및 지역별 배분의 순자산 비율은 반올림되었습니다.

현재 투자종목 명세서서 2020년 10월 31일

공인된 주식 또는 공식 증권거래소에서 거래됨

에너지

	국가 코드	CCY	주식 또는 명목	시가(USD)	% 순자산
Repsol International Fin. 4.247% VRN (Perpetual)	NL	EUR	2,756	3,262	0.02
Equinor 3.125% 06/04/2030	NO	USD	2,499	2,766	0.02
BP Capital Markets 3.625% VRN (Perpetual)	GB	EUR	2,264	2,714	0.01
Eni 3.375% VRN (Perpetual)	IT	EUR	2,114	2,442	0.01
Energy Transfer Operating 6.25% 15/04/2049	US	USD	1,964	2,072	0.01
Equinor 3.70% 06/04/2050	NO	USD	1,725	1,926	0.01
Shell Int'l Finance 3.25% 06/04/2050	NL	USD	1,492	1,545	0.01
Marathon Petroleum	US	USD	47	1,351	0.01
Saudi Arabian Oil 2.75% 16/04/2022 Reg S	SA	USD	1,202	1,230	0.01
Energy Transfer Operating 5.00% 15/05/2050	US	USD	1,277	1,193	0.01
Chevron	US	USD	17	1,184	0.01
BP Capital Markets 4.375% VRN (Perpetual)	GB	USD	967	1,001	0.01
Energy Transfer Operating 6.00% 15/06/2048	US	USD	974	999	0.01
BP Capital Markets 1.00% 28/04/2023	GB	GBP	746	969	0.01
Pertamina Persero 3.10% 27/08/2030 Reg S	ID	USD	928	962	0.01
Energy Transfer Operating 3.75% 15/05/2030	US	USD	890	874	0.00
BP Capital Markets 3.161% 17/03/2021 EMTN	GB	USD	840	848	0.00
CNOOC	CN	HKD	858	782	0.00
Energy Transfer Operating 4.05% 15/03/2025	US	USD	561	590	0.00
Valero Energy 2.70% 15/04/2023	US	USD	560	577	0.00
Medco Bell Pte 6.375% 30/01/2027 Reg S	SG	USD	602	533	0.00
Pioneer Natural Resources 1.90% 15/08/2030	US	USD	560	526	0.00
Energy Transfer Operating 5.25% 15/04/2029	US	USD	471	510	0.00
Pertamina Persero 4.15% 25/02/2060 Reg S	ID	USD	482	481	0.00
Equinor 2.38% 22/05/2030	NO	USD	455	475	0.00
Medco Oak Tree Pte 7.375% 14/05/2026 Reg S	SG	USD	445	433	0.00
Energy Transfer Operating 4.50% 15/04/2024	US	USD	403	428	0.00
China Shenhua Energy (H)	CN	HKD	218	377	0.00
Oil Search	AU	AUD	204	368	0.00
China Petroleum & Chemical (H)	CN	HKD	930	363	0.00
Chevron 3.078% 11/05/2050	US	USD	341	355	0.00
Total	FR	EUR	11	335	0.00
Equinor	NO	NOK	25	314	0.00
Pertamina Persero 6.50% 27/05/2041 Reg S	ID	USD	221	285	0.00
Origin Energy	AU	AUD	97	273	0.00
Pertamina Persero 6.00% 03/05/2042 Reg S	ID	USD	221	270	0.00
Periama Holdings 5.95% 19/04/2026	US	USD	262	263	0.00
Indika Energy Capital 8.25% 22/10/2025 Reg S	SG	USD	262	262	0.00
Puma Int'l Fin. 5.125% 06/10/2024 Reg S	LU	USD	296	252	0.00
Adaro Indonesia 4.25% 31/10/2024 Reg S	ID	USD	199	198	0.00
PetroChina (H)	CN	HKD	652	183	0.00
Galp Energia SGPS	PT	EUR	20	158	0.00
HPCL-Mittal Energy 5.25% 28/04/2027	IN	USD	143	146	0.00
ABM Investama 7.125% 01/08/2022 Reg S	ID	USD	222	145	0.00
Royal Dutch Shell (B)	NL	GBP	12	144	0.00
Mongolian Mining 9.25% 15/04/2024 Reg S	SU	USD	167	136	0.00
Puma Int'l Fin. 5.00% 24/01/2026 Reg S	LU	USD	148	123	0.00
United Tractors	ID	IDR	79	113	0.00
Thaioil Treasury Centre 3.75% 18/06/2050 Reg S	TH	USD	101	94	0.00
Thaioil Treasury Centre 4.875% 23/01/2043 Reg S	TH	USD	78	85	0.00
John Wood Group	GB	GBP	25	70	0.00
Cairn Energy	GB	GBP	36	65	0.00
Lundin Energy	SE	SEK	3	60	0.00
Bukit Asam	ID	IDR	335	44	0.00
Diversified Gas & Oil	US	GBP	26	38	0.00
SBM Offshore	NL	EUR	2	33	0.00
Denbury	US	USD	2	32	0.00
Jadestone Energy	SG	GBP	43	26	0.00
Royal Dutch Shell (A) (NL)	NL	EUR	2	23	0.00
Reabold Resources	GB	GBP	1,479	11	0.00
Kosmos Energy	US	GBP	10	10	0.00
China Oilfield Services (H)	CN	HKD	14	9	0.00
Longboat Energy	GB	GBP	6	7	0.00
CGG	FR	EUR	13	7	0.00
				38,350	**0.21**

유틸리티

	국가 코드	CCY	주식 또는 명목	시가(USD)	% 순자산
NextEra Energy	US	USD	101	7,472	0.04
American Water Works	US	USD	11	1,675	0.01
NextEra Energy Capital 2.25% 01/06/2030	US	USD	1,604	1,661	0.01
CMS Energy	US	USD	24	1,499	0.01
Enel	IT	EUR	83	663	0.00
RWE	DE	EUR	11	404	0.00
Greenko Investment 4.875% 16/08/2023 Reg S	MU	USD	331	333	0.00
National Grid	GB	GBP	27	323	0.00
West Holdings	JP	JPY	9	316	0.00
Perusahaan Listrik Negara 4.375% 05/02/2050 Reg S	ID	USD	303	315	0.00
Perusahaan Listrik Negara 4.00% 30/06/2050 Reg S	ID	USD	292	290	0.00
Star Energy Geothermal 6.75% 24/04/2033 Reg S	VG	USD	251	278	0.00
ReNew Power 5.875% 05/03/2027 Reg S	IN	USD	265	272	0.00
Star Energy Geothermal 4.85% 14/10/2038 Reg S	BM	USD	251	258	0.00
Greenko Solar Mauritius 5.95% 29/07/2026 Reg S	MU	USD	228	241	0.00
Greenko Solar Mauritius 5.55% 29/01/2025 Reg S	MU	USD	215	222	0.00
SMC Global Power Holdings 5.95% VRN (Perpetual)	PH	USD	180	174	0.00
China Resources Power Holdings	HK	HKD	164	171	0.00
Engie	FR	EUR	11	138	0.00
Fortum	FI	EUR	7	131	0.00
Neerg Energy 6.00% 13/02/2022 Reg S	MU	USD	123	125	0.00
GCL New Energy Holdings 7.10% 30/01/2021	BM	USD	191	93	0.00
United Utilities Group	GB	GBP	7	84	0.00
SMC Global Power Holdings 5.70% VRN (Perpetual)	PH	USD	87	83	0.00
ENN Energy 2.625% 17/09/2030 Reg S	KY	USD	58	59	0.00
Italgas	IT	EUR	9	51	0.00
Cikarang Listrindo	ID	IDR	989	40	0.00
China Resources Gas Group	HK	HKD	6	28	0.00
Huadian Power International (H)	CN	HKD	105	26	0.00
Rubis	FR	EUR	1	24	0.00
CK Infrastructure Holdings	HK	HKD	3	16	0.00
SIIC Environment Holdings	SG	HKD	30	4	0.00
				17,469	**0.10**

소재

	국가 코드	CCY	주식 또는 명목	시가(USD)	% 순자산
Air Products and Chemicals	US	USD	25	6,921	0.04
Ashland 6.875% 15/05/2043	US	USD	2,866	3,685	0.02
Indonesia 5.71% 15/11/2023 Reg S	ID	USD	1,825	2,010	0.01
DuPont de Nemours 2.169% 01/05/2023	US	USD	1,907	1,926	0.01
DuPont de Nemours	US	USD	34	1,915	0.01
Arcelormittal 7.25% 15/10/2039	LU	USD	1,545	1,891	0.01
Ball 5.25% 01/07/2025	US	USD	1,634	1,851	0.01
LYB International Finance 3.80% 10/01/2060	US	USD	1,735	1,680	0.01
BHP Group	AU	AUD	55	1,315	0.01
LYB International Finance 3.375% 01/10/2040	US	USD	1,173	1,167	0.01
ABJA Investment 5.45% 24/01/2028	SG	USD	1,162	1,125	0.01
Indonesia 5.23% 15/11/2021 Reg S	ID	USD	998	1,038	0.01
NOF	JP	JPY	25	931	0.01
Sig Combib 2.125% 18/06/2025 Reg S	LU	EUR	702	836	0.00
Evolution Mining	AU	AUD	203	796	0.00
JSW Steel 5.375% 04/04/2025	IN	USD	605	605	0.00
Mineral Resources	AU	AUD	24	430	0.00
Vedanta Resources 6.125% 09/08/2024 Reg S	GB	USD	644	377	0.00
BlueScope Steel	AU	AUD	36	370	0.00
JSW Steel 5.95% 18/04/2024	IN	USD	352	362	0.00
Anhui Conch Cement (A)	CN	CNY	47	358	0.00
Inalum 6.53% 15/11/2028 Reg S	ID	USD	289	352	0.00
Kansai Paint	JP	JPY	13	336	0.00
Sumitomo Metal Mining	JP	JPY	10	324	0.00
BHP Group (UK)	AU	GBP	17	321	0.00
Shin-Etsu Chemical	JP	JPY	2	269	0.00
Fujimi	JP	JPY	7	261	0.00
Arcelormittal	LU	EUR	19	259	0.00
Air Liquide	FR	EUR	2	231	0.00
Linde	GB	EUR	1	209	0.00
UPL 5.25% VRN (Perpetual)	MU	USD	219	207	0.00
Baoshan Iron & Steel (A)	CN	CNY	255	204	0.00
Koninklijke DSM (NV)	NL	EUR	1	203	0.00
Air Water	JP	JPY	13	189	0.00
Sumitomo Bakelite	JP	JPY	7	188	0.00
Arkema	FR	EUR	2	187	0.00
West China Cement	CN	HKD	1,123	167	0.00
Sika	CH	CHF	1	166	0.00
Vedanta Resources 6.375% 30/07/2022 Reg S	GB	USD	216	153	0.00
FMC	US	USD	1	148	0.00
LafargeHolcim	CH	CHF	3	136	0.00
Jiangxi Copper (H)	CN	HKD	113	135	0.00
Fuso Chemical	JP	JPY	4	130	0.00
Anglo American	GB	GBP	5	122	0.00
Vedanta Resources 7.125% 31/05/2023 Reg S	GB	USD	184	114	0.00
Tianqi Fin 3.75% 28/11/2022	VG	USD	265	110	0.00
Trafigura Group Pte 6.875% VRN (Perpetual)	SG	USD	104	99	0.00
Semen Indonesia Persero	ID	IDR	142	92	0.00
Victrex	GB	GBP	4	89	0.00
Celanese	US	USD	1	87	0.00
Aluminum Corp of China	CN	HKD	387	84	0.00
Angang Steel (H)	CN	HKD	269	79	0.00
Kenmare Resources	IE	GBP	18	68	0.00
Indocement Tunggal Prakarsa (A)	ID	IDR	81	67	0.00
SIG Combibloc Group	CH	CHF	3	61	0.00
Synthomer	GB	GBP	11	54	0.00
Fuchs Petrolub (Pref'd)	DE	EUR	1	49	0.00
Endeavour Mining	MC	CAD	2	49	0.00
Essentra	GB	GBP	15	47	0.00
Daiken	JP	JPY	2	46	0.00
Huhtamaki	FI	EUR	1	40	0.00
Wienerberger	AT	EUR	2	39	0.00
Glencore	CH	GBP	19	38	0.00

* 이사회 결정으로 가격이 책정된 유가증권.

별첨 재무제표에 대한 주석은 본 재무제표의 중요한 일부입니다. 투자종목 명세서 및 지역별 ■■의 순자산 비율은 반올림되었습니다.

현재 투자종목 명세서서 2020년 10월 31일

	국가 코드	CCY	주식 또는 명목	시가(USD)	% 순자산
Verallia	FR	EUR	1	35	0.00
Rhi Magnesita	AT	GBP	1	35	0.00
Boliden (B)	SE	SEK	1	29	0.00
Nickel Mines	AU	AUD	42	27	0.00
Anhui Conch Cement (H)	CN	HKD	3	21	0.00
Osaka Organic Chemical Industry	JP	JPY	1	20	0.00
Merdeka Copper Gold	ID	IDR	160	20	0.00
Nabaltec	DE	EUR	1	19	0.00
Pabrik Kertas Tjiwi Kimia	ID	IDR	31	13	0.00
Sinofert Holdings	HK	HKD	15	1	0.00
				38,018	**0.21**

산업재

	국가 코드	CCY	주식 또는 명목	시가(USD)	% 순자산
Norfolk Southern	US	USD	30	6,105	0.03
Allison Transmission Holdings	US	USD	150	5,310	0.03
Johnson Controls International	US	USD	95	3,958	0.02
MISUMI Group	JP	JPY	131	3,901	0.02
TransUnion	US	USD	47	3,753	0.02
Daikin Industries	JP	JPY	10	1,899	0.01
JB Hunt Transport Services	US	USD	15	1,832	0.01
WW Grainger	US	USD	5	1,703	0.01
UT Group	JP	JPY	47	1,465	0.01
Recruit Holdings	JP	JPY	34	1,303	0.01
Yaskawa Electric	JP	JPY	33	1,268	0.01
Daifuku	JP	JPY	11	1,158	0.01
Makita	JP	JPY	25	1,120	0.01
Nidec	JP	JPY	10	993	0.01
Southwest Airlines 5.125% 15/06/2027	US	USD	833	928	0.01
Rolls-Royce 5.75% 15/10/2027 Reg S	GB	GBP	678	881	0.00
Siemens	DE	EUR	7	877	0.00
Ashtead Capital 4.125% 15/08/2025 144A	US	USD	834	858	0.00
Makuake	JP	JPY	7	765	0.00
Rolls-Royce 5.75% 15/10/2027 144A	GB	USD	705	714	0.00
Raksul	JP	JPY	12	597	0.00
Boeing 3.10% 01/05/2026	US	USD	560	567	0.00
FANUC	JP	JPY	2	529	0.00
CKD	JP	JPY	31	524	0.00
Miura	JP	JPY	11	505	0.00
Assa Abloy	SE	SEK	22	483	0.00
Zhuzhou CRRC Times Electric (H)	CN	HKD	155	479	0.00
Experian	IE	GBP	13	479	0.00
THK	JP	JPY	17	455	0.00
Wolters Kluwer	NL	EUR	5	400	0.00
DCC	IE	GBP	6	383	0.00
SHO-BOND Holdings	JP	JPY	8	376	0.00
MonotaRO	JP	JPY	6	350	0.00
Delhi Int'l Airport 6.125% 31/10/2026 Reg S	IN	USD	334	341	0.00
DKSH Holding	CH	CHF	5	335	0.00
Delhi Int'l Airport 6.45% 04/06/2029 Reg S	IN	USD	314	317	0.00
Safran	FR	EUR	3	309	0.00
Nihon Flush	JP	JPY	24	303	0.00
Brenntag	DE	EUR	5	301	0.00
Hitachi Construction Machinery	JP	JPY	12	295	0.00
Indika Energy Capital Pte 5.875% 09/11/2024 Reg S	SG	USD	310	293	0.00
Sandvik	SE	SEK	16	280	0.00
HomeServe	GB	GBP	19	277	0.00
Epiroc	SE	SEK	19	275	0.00
SKF	SE	SEK	13	273	0.00
RELX	GB	GBP	14	272	0.00
Bunzl	GB	GBP	8	264	0.00
Penta-Ocean Construction	JP	JPY	41	262	0.00
Harmonic Drive Systems	JP	JPY	4	245	0.00
eHi Car Services 5.875% 14/08/2022	KY	USD	282	241	0.00
Downer EDI	AU	AUD	78	241	0.00
Rozetta	JP	JPY	12	237	0.00
Trusco Nakayama	JP	JPY	9	230	0.00
Varta	DE	EUR	2	229	0.00
RELX	GB	EUR	11	227	0.00
ITOCHU	JP	JPY	9	226	0.00
Nippo	JP	JPY	8	218	0.00
SMC	JP	JPY	1	217	0.00
Jardine Matheson Holdings	HK	USD	5	211	0.00
IMCD	NL	EUR	2	204	0.00
Jardine Strategic Holdings	HK	USD	9	203	0.00
Raito Kogyo	JP	JPY	14	193	0.00
Sinotruk (Hong Kong)	CN	HKD	72	185	0.00
COMSYS Holdings	JP	JPY	7	184	0.00
Singapore Technologies Engineering	SG	SGD	71	183	0.00
Hitachi Transport System	JP	JPY	6	175	0.00
Beijing Capital International Airport (H)	CN	HKD	285	174	0.00
Ferguson	GB	GBP	2	169	0.00
Airbus Group	FR	EUR	2	169	0.00
Elis	FR	EUR	15	167	0.00
Daqin Railway (A)	CN	CNY	168	161	0.00
Taikisha	JP	JPY	6	156	0.00
Aalberts	NL	EUR	5	154	0.00
Schindler Holding	CH	CHF	1	146	0.00
Cleanaway Waste Management	AU	AUD	99	142	0.00
Kito	JP	JPY	11	137	0.00
ComfortDelGro	SG	SGD	137	136	0.00
XPO Logistics	US	USD	2	135	0.00
Takuma	JP	JPY	8	122	0.00
Techno Smart	JP	JPY	14	121	0.00
Fuji Electric	JP	JPY	4	120	0.00
Guangshen Railway (H)	CN	HKD	690	115	0.00
Nitto Boseki	JP	JPY	3	113	0.00
Nitta	JP	JPY	5	113	0.00
Kansas City Southern	US	USD	1	111	0.00
Boeing 2.50% 01/03/2025	US	USD	112	111	0.00
GMR Int'l Airport 4.25% 27/10/2027 Reg S	IN	USD	122	110	0.00
TOKAI Holdings	JP	JPY	11	105	0.00
Oshkosh	US	USD	2	104	0.00
Vinci	FR	EUR	1	102	0.00
Flughafen Zuerich	CH	CHF	1	97	0.00
Keppel	SG	SGD	29	93	0.00
Air China (H)	CN	HKD	142	92	0.00
ZTO Express Cayman ADR	CN	USD	3	91	0.00
Meggitt	GB	GBP	26	90	0.00
United Rentals	US	USD	1	89	0.00
China Southern Airlines (H)	CN	HKD	165	86	0.00
GMR Int'l Airport 5.375% 10/04/2024 Reg S	IN	USD	86	85	0.00
Casella Waste Systems	US	USD	1	78	0.00
Wizz Air Holdings	CH	GBP	2	76	0.00
SATS	SG	SGD	33	72	0.00
FTI Consulting	US	USD	1	71	0.00
CAR 8.875% 10/05/2022	KY	USD	82	71	0.00
Nippon Road Co	JP	JPY	1	70	0.00
Balfour Beatty	GB	GBP	24	68	0.00
Fortive	US	USD	1	67	0.00
Nomura	JP	JPY	10	66	0.00
Ushio	JP	JPY	6	62	0.00
China Singyes Energy Hldgs 6.00% 19/12/2022 Reg S	BM	USD	68	62	0.00
Greentown Service Group	CN	HKD	54	59	0.00
Inwido	SE	SEK	5	58	0.00
Alpha Financial Markets Consulting	GB	GBP	20	55	0.00
Morgan Advanced Materials	GB	GBP	16	53	0.00
Hirano Tecseed/Kinzoku	JP	JPY	3	51	0.00
Estun Automation	CN	CNY	14	48	0.00
Sumitomo Densetsu	JP	JPY	2	47	0.00
ManpowerGroup	US	USD	1	44	0.00
Inspired Energy	GB	GBP	268	44	0.00
Arwana Citramulia	ID	IDR	1,163	39	0.00
Weichai Power (H)	CN	HKD	19	37	0.00
Boustead Singapore	SG	SGD	66	34	0.00
SGS	CH	CHF	1	32	0.00
Vicom	SG	SGD	19	28	0.00
Sembcorp Industries	SG	SGD	24	28	0.00
LISI	FR	EUR	2	27	0.00
Clarkson	GB	GBP	1	27	0.00
Simplybiz Group	GB	GBP	14	25	0.00
SBS Transit	SG	SGD	10	22	0.00
Siemens Energy	DE	EUR	1	21	0.00
Hock Lian Seng Holdings	SG	SGD	123	21	0.00
HRnetgroup	SG	SGD	62	21	0.00
Kubota	JP	JPY	1	18	0.00
ZTO Express Cayman	CN	HKD	1	15	0.00
Caverion	FI	EUR	2	14	0.00
Total Bangun Persada	ID	IDR	626	12	0.00
Surya Pertiwi	ID	IDR	446	12	0.00
Senior	GB	GBP	16	11	0.00
Cardig Aero Services	ID	IDR	787	11	0.00
Astra Graphia	ID	IDR	232	11	0.00
Anhui Heli Co	CN	CNY	5	10	0.00
China Index Holdings ADR	CN	USD	6	8	0.00
Kosaido	JP	JPY	1	7	0.00
Zoomlion Heavy Industry Science & Technology (H)	CN	HKD	7	6	0.00
Estun Automation (A)	CN	CNY	2	5	0.00
				60,804	**0.33**

정보 기술

	국가 코드	CCY	주식 또는 명목	시가(USD)	% 순자산
Microsoft	US	USD	97	19,567	0.11
Alphabet (A)	US	USD	8	12,686	0.07
Apple	US	USD	108	11,715	0.06
Visa	US	USD	47	8,446	0.05
Facebook	US	USD	31	8,124	0.04
NXP Semiconductors	NL	USD	51	6,798	0.04
Intel	US	USD	123	5,422	0.03
Salesforce.com	US	USD	18	4,254	0.02
Qualcomm	US	USD	31	3,801	0.02
Tencent Holdings	CN	HKD	39	2,961	0.02

현재 투자종목 명세서서 2020년 10월 31일

	국가 코드	CCY	주식 또는 명목	시가(USD)	% 순자산
VMware	US	USD	22	2,782	0.02
Lam Research	US	USD	8	2,745	0.02
Murata Manufacturing	JP	JPY	34	2,399	0.01
Fidelity National Information Services	US	USD	18	2,262	0.01
Keyence	JP	JPY	5	2,195	0.01
Infineon Tech. 2.00% 24/06/2032 EMTN	DE	EUR	1,713	2,169	0.01
Z Holdings	JP	JPY	270	1,885	0.01
Shimadzu	JP	JPY	66	1,881	0.01
Justsystems	JP	JPY	28	1,860	0.01
TDK	JP	JPY	15	1,728	0.01
VMware 4.70% 15/05/2030	US	USD	1,295	1,530	0.01
Renesas Electronics	JP	JPY	178	1,471	0.01
Amadeus IT Group 1.50% 09/04/2025	ES	EUR	1,045	1,440	0.01
SAP	DE	EUR	13	1,393	0.01
RingCentral	US	USD	5	1,231	0.01
Rohm	JP	JPY	15	1,175	0.01
SCREEN Holdings	JP	JPY	20	1,086	0.01
Sansan	JP	JPY	16	1,080	0.01
Azbil	JP	JPY	26	1,074	0.01
VMware 4.65% 15/05/2027	US	USD	825	958	0.01
Infineon Technologies	DE	EUR	33	906	0.00
VMware 4.50% 15/05/2025	US	USD	758	859	0.00
Network i2i 5.650% VRN (Perpetual) Reg S	MU	USD	842	846	0.00
Infineon Tech. 2.875% VRN (Perpetual) EMTN	DE	EUR	681	790	0.00
Hamamatsu Photonics KK	JP	JPY	15	744	0.00
Disco	JP	JPY	3	725	0.00
giftee	JP	JPY	25	674	0.00
Baidu ADR	CN	USD	5	602	0.00
Kamakura Shinsho	JP	JPY	59	585	0.00
Lenovo Group	CN	HKD	900	565	0.00
Taiyo Yuden	JP	JPY	15	563	0.00
Obic	JP	JPY	3	561	0.00
Hennge KK	JP	JPY	8	561	0.00
Eizo	JP	JPY	15	556	0.00
Software	DE	EUR	14	514	0.00
Fujitsu	JP	JPY	4	504	0.00
Ingenico Group	FR	EUR	3	472	0.00
Digital Garage	JP	JPY	12	439	0.00
Iriso Electronics	JP	JPY	11	433	0.00
Tokyo Electron	JP	JPY	2	423	0.00
Information Services International-Dentsu	JP	JPY	6	396	0.00
Yokogawa Electric	JP	JPY	26	379	0.00
Sage Group	GB	GBP	45	373	0.00
Taiwan Semiconductor Manufacturing	TW	TWD	25	371	0.00
SEEK	AU	AUD	24	370	0.00
Nexi	IT	EUR	24	368	0.00
Optex Group	JP	JPY	24	357	0.00
Edenred	FR	EUR	7	343	0.00
Scout24	DE	EUR	4	337	0.00
Horiba	JP	JPY	7	327	0.00
Shinko Electric Industries	JP	JPY	17	289	0.00
Tyro Payments	AU	AUD	110	286	0.00
NET One Systems	JP	JPY	9	272	0.00
Chatwork	JP	JPY	12	242	0.00
m-up Holdings	JP	JPY	10	240	0.00
Alphabet	US	USD	1	221	0.00
Freee KK	JP	JPY	3	220	0.00
Dip	JP	JPY	11	206	0.00
Autohome ADR	CN	USD	2	206	0.00
NEC	JP	JPY	4	204	0.00
Fiserv	US	USD	2	200	0.00
Venture	SG	SGD	14	196	0.00
Alten	FR	EUR	2	187	0.00
Hangzhou Hikvision Digital Technology (A)	CN	CNY	26	177	0.00
Lenovo Group 3.375% 24/01/2024	HK	USD	134	146	0.00
Worldline (France)	FR	EUR	2	142	0.00
Capgemini	FR	EUR	1	141	0.00
SS&C Technologies Holdings	US	USD	2	130	0.00
Amano	JP	JPY	5	118	0.00
Workday	US	USD	1	115	0.00
IPG Photonics	US	USD	1	115	0.00
SYNNEX	US	USD	1	113	0.00
Mimasu Semiconductor Industry	JP	JPY	5	107	0.00
Bengo4.com	JP	JPY	1	101	0.00
CDW	US	USD	1	92	0.00
Japan Material	JP	JPY	7	90	0.00
TravelSky Technology	CN	HKD	42	89	0.00
NEC Networks & System Integration	JP	JPY	5	89	0.00
Hitachi	JP	JPY	2	78	0.00
Cognex	US	USD	1	74	0.00
Nomura Research Institute	JP	JPY	2	73	0.00
Micron Technology	US	USD	1	70	0.00
Coherent	US	USD	1	66	0.00
Nutanix	US	USD	3	63	0.00
Nippon Ceramic	JP	JPY	3	63	0.00
MediaTek	TW	TWD	2	58	0.00
SDL	GB	GBP	6	55	0.00
Littelfuse	US	USD	1	54	0.00
Momo ADR	CN	USD	4	53	0.00
Aptitude Software Group	GB	GBP	8	52	0.00
Applied Materials	US	USD	1	52	0.00
Alps Electric	JP	JPY	4	51	0.00
Entegris	US	USD	1	49	0.00
Ciena	US	USD	1	47	0.00
Hytera Communications (B)	CN	CNY	43	45	0.00
Dialog Semiconductor	GB	EUR	1	42	0.00
New Relic	US	USD	1	38	0.00
Ming Yuan Cloud Group Holdings	CN	HKD	9	37	0.00
AIXTRON	DE	EUR	3	37	0.00
Advanced Energy Industries	US	USD	1	35	0.00
Sopra Steria Group	FR	EUR	1	34	0.00
MKS Instruments	US	USD	1	34	0.00
Largan Precision	TW	TWD	1	34	0.00
Otsuka	JP	JPY	1	32	0.00
Itochu Techno-Solutions	JP	JPY	1	32	0.00
Tsinghua Unic 4.75% 31/01/2021	VG	USD	48	31	0.00
Citrix Systems	US	USD	1	30	0.00
Siix	JP	JPY	2	29	0.00
MasterCard	US	USD	1	27	0.00
Kingsoft	CN	HKD	4	24	0.00
Sunny Optical Technology (H)	CN	HKD	1	23	0.00
Chaozhou Three-Circle Group (A)	CN	CNY	5	23	0.00
SHIFT	JP	JPY	1	21	0.00
PT Metrodata Electronics	ID	IDR	153	17	0.00
China Railway Signal & Communication Corp (H)	CN	HKD	48	16	0.00
Semiconductor Manufacturing International	CN	HKD	5	14	0.00
Xiaomi	CN	HKD	4	12	0.00
Digital Mediatama Maxima	ID	IDR	985	11	0.00
Zhejiang Dahua Technology (A)	CN	CNY	2	8	0.00
Atea	NO	NOK	1	7	0.00
ASM Pacific Technology	HK	HKD	1	6	0.00
Aurora Mobile ADR	CN	USD	2	4	0.00
Fang Holdings ADR	CN	USD	1	1	0.00
				140,457	0.77

소비재

Amazon.com	US	USD	4	13,472	0.07
Charter Communications	US	USD	13	7,735	0.04
McDonald's	US	USD	27	5,627	0.03
Booking Holdings	US	USD	3	5,488	0.03
Volkswagen Int'l Finance 4.125% 16/11/2038	NL	EUR	3,366	5,449	0.03
Nike	US	USD	39	4,687	0.03
Time Warner Cable 5.75% 02/06/2031	US	GBP	2,691	4,479	0.02
Lennar 5.875% 15/11/2024	US	USD	3,310	3,728	0.02
Lowe's Cos	US	USD	23	3,591	0.02
Pearson Funding 3.75% 04/06/2030	GB	GBP	2,557	3,564	0.02
Shimano	JP	JPY	13	3,004	0.02
NVR	US	USD	1	2,742	0.02
Time Warner Cable 5.25% 15/07/2042	US	GBP	1,556	2,645	0.01
Toll Brothers Finance 3.80% 01/11/2029	US	USD	2,394	2,549	0.01
Alibaba Group Holding ADR	CN	USD	8	2,519	0.01
Liberty Media Group	US	USD	65	2,334	0.01
Volkswagen Fin. Services 3.375% 06/04/2028 EMTN	DE	EUR	1,440	1,990	0.01
AutoZone	US	USD	2	1,749	0.01
Papa John's International	US	USD	21	1,574	0.01
Prosus 3.68% 21/01/2030 Reg S	NL	USD	1,443	1,573	0.01
InterContinental Hotel Grp. 3.375% 08/10/2028 EMTN	GB	GBP	1,111	1,446	0.01
Activision Blizzard	US	USD	18	1,386	0.01
Yamaha	JP	JPY	26	1,237	0.01
Pan Pacific International Holdings	JP	JPY	57	1,212	0.01
Koito Manufacturing	JP	JPY	25	1,205	0.01
Prosus 5.50% 21/07/2025 Reg S	NL	USD	904	1,040	0.01
General Motors 6.80% 01/10/2027	US	USD	831	1,022	0.01
General Motors 6.125% 01/10/2025	US	USD	840	984	0.01
Prosus	NL	EUR	9	891	0.00
Ryohin Keikaku	JP	JPY	37	787	0.00
Fast Retailing	JP	JPY	1	780	0.00
Stanley Electric	JP	JPY	27	758	0.00
Melco Resorts Finance 5.375% 04/12/2029 Reg S	KY	USD	780	753	0.00
Prosus 4.027% 03/08/2050 Reg S	NL	USD	728	747	0.00
Takeaway.com	NL	EUR	7	742	0.00
UPCB Finance VII 3.625% 15/06/2029 Reg S	KY	EUR	580	677	0.00
Meituan 3.05% 28/10/2030 Reg S	KY	USD	675	674	0.00
Nojima	JP	JPY	24	670	0.00
Dufry One 1.00% 04/05/2023	NL	CHF	482	651	0.00
Toll Brothers Finance 4.875% 15/11/2025	US	USD	560	622	0.00
Meituan 2.125% 28/10/2025 Reg S	KY	USD	594	595	0.00
Studio City Finance 7.25% 11/02/2024 Reg S	VG	USD	574	591	0.00
JD.com ADR	CN	USD	7	537	0.00

현재 투자종목 명세서서 2020년 10월 31일

	국가 코드	CCY	주식 또는 명목	시가(USD)	% 순자산
General Motors Financial 4.375% 25/09/2021	US	USD	508	524	0.00
Dongfeng Motor Group (H)	CN	HKD	742	523	0.00
Lennar 4.75% 29/11/2027	US	USD	442	507	0.00
Studio City Finance 6.50% 15/01/2028 Reg S	VG	USD	487	485	0.00
Alibaba Group Holding	CN	HKD	13	481	0.00
Toyo Tire & Rubber	JP	JPY	30	441	0.00
Meituan Dianping	CN	HKD	12	441	0.00
Galaxy Entertainment Group	HK	HKD	62	410	0.00
Nine Entertainment Holdings	AU	AUD	278	407	0.00
TAL Education Group ADR	CN	USD	6	385	0.00
Porsche Automobil Holding Perpetual (Pref'd)	DE	EUR	7	355	0.00
Toll Brothers Finance 4.375% 15/04/2023	US	USD	336	353	0.00
Oriental Land	JP	JPY	2	348	0.00
Nifco	JP	JPY	11	333	0.00
Publicis Groupe	FR	EUR	9	329	0.00
New Oriental Education & Technology Group ADR	CN	USD	2	329	0.00
NetEase ADR	CN	USD	4	327	0.00
Golden Eagle Retail Group 4.625% 21/05/2023 Reg S	KY	USD	310	312	0.00
Seria	JP	JPY	8	302	0.00
Li Ning	CN	HKD	56	292	0.00
LVMH Moet Hennessy Louis Vuitton	FR	EUR	1	287	0.00
Focus Media Information Technology	CN	CNY	193	270	0.00
PulteGroup 5.50% 01/03/2026	US	USD	224	258	0.00
Weifu High-Technology Group	CN	HKD	135	250	0.00
Kering	FR	EUR	1	246	0.00
Baoxin Auto Finance I 9.109% VRN (Perpetual)	VG	USD	338	243	0.00
Brilliance China Automotive Holdings	HK	HKD	272	235	0.00
Trip.com Group ADR	CN	USD	8	227	0.00
Round One	JP	JPY	28	221	0.00
KIYO Learning	JP	JPY	2	215	0.00
MGM China Holdings 5.25% 18/06/2025 Reg S	KY	USD	211	213	0.00
Lovisa Holdings	AU	AUD	40	211	0.00
Central Automotive Products	JP	JPY	11	209	0.00
Midea Group (A)	CN	CNY	17	193	0.00
Demae-Can	JP	JPY	6	190	0.00
Wynn Macau 5.50% 01/10/2027 Reg S	KY	USD	198	186	0.00
Informa	GB	GBP	34	186	0.00
Studio City Finance 6.00% 15/07/2025 Reg S	VG	USD	171	172	0.00
Shenzhou International Group Holdings	CN	HKD	10	172	0.00
Astra International	ID	IDR	459	168	0.00
PWR Holdings	AU	AUD	52	167	0.00
Hermes International	FR	EUR	1	165	0.00
Rinnai	JP	JPY	2	159	0.00
Persimmon	GB	GBP	5	157	0.00
Naspers	ZA	ZAR	1	154	0.00
Pearson	GB	GBP	21	141	0.00
Koshidaka Holdings	JP	JPY	37	138	0.00
Altice USA	US	USD	5	127	0.00
Puma	DE	EUR	1	126	0.00
MGM China Holdings 5.875% 15/05/2026 Reg S	KY	USD	124	126	0.00
Toll Brothers Finance 4.35% 15/02/2028	US	USD	112	123	0.00
Future Retail 5.60% 22/01/2025 Reg S	IN	USD	179	123	0.00
Li & Fung 5.25% (Perpetual) EMTN	BM	USD	162	120	0.00
SAIC Motor (A)	CN	CNY	31	109	0.00
Genting (Singapore)	SG	SGD	215	102	0.00
Jiumaojiu International Holdings	CN	HKD	46	101	0.00
Zhongsheng Group Holdings	CN	HKD	14	97	0.00
Volkswagen (Pref'd)	DE	EUR	1	97	0.00
Kohnan Shoji	JP	JPY	3	86	0.00
Bapcor	AU	AUD	16	84	0.00
Burlington Stores	US	USD	1	83	0.00
Ichikoh Industries	JP	JPY	19	82	0.00
Service Corp International	US	USD	2	81	0.00
Vistry Group	GB	GBP	11	80	0.00
Suzuki Motor	JP	JPY	2	80	0.00
Mercari	JP	JPY	2	77	0.00
ServiceMaster Global Holdings	US	USD	2	74	0.00
Fujibo Holdings	JP	JPY	2	72	0.00
Gree Electric Appliances of Zhuhai	CN	CNY	8	71	0.00
ASKUL	JP	JPY	2	71	0.00
Gree Electric Appliances Inc of Zhuhai	CN	CNY	8	70	0.00
Fiat Chrysler Automobiles	GB	EUR	6	69	0.00
Nokian Renkaat	FI	EUR	2	61	0.00
Honda Motor	JP	JPY	3	61	0.00
Denso	JP	JPY	1	58	0.00
Jardine Cycle & Carriage	SG	SGD	4	57	0.00
Vipshop Holdings ADR	CN	USD	3	56	0.00
Team17 Group	GB	GBP	6	52	0.00
Shop Apotheke Europe	NL	EUR	1	50	0.00
D'ieteren	BE	EUR	1	50	0.00
Piolax	JP	JPY	3	49	0.00
China Literature	CN	HKD	6	49	0.00
Boozt	SE	SEK	3	47	0.00
Musti Group	FI	EUR	2	42	0.00
Autoliv	SE	USD	1	41	0.00
Watches of Switzerland Group	GB	GBP	8	40	0.00
China South Publishing & Media Group (A)	CN	CNY	26	40	0.00
Basic-Fit	NL	EUR	2	40	0.00
Selamat Sempurna	ID	IDR	414	39	0.00
Coats Group	GB	GBP	53	39	0.00
4imprint Group	GB	GBP	1	37	0.00
EssilorLuxottica	FR	EUR	1	36	0.00
HelloFresh	DE	EUR	1	35	0.00
China South Publishing & Media Group	CN	CNY	21	33	0.00
ANTA Sports Products	CN	HKD	3	33	0.00
Great Wall Motor (H)	CN	HKD	20	32	0.00
Kendrion	NL	EUR	2	30	0.00
Ace Hardware Indonesia	ID	IDR	280	30	0.00
Gym Group	GB	GBP	16	29	0.00
Jumbo Group	SG	SGD	123	28	0.00
China Dongxiang Group	CN	HKD	225	28	0.00
Parkson Retail Group	CN	HKD	935	27	0.00
Pacific Textiles Holdings	HK	HKD	47	27	0.00
Chaowei Power Holdings	CN	HKD	80	27	0.00
Cairn Homes	IE	EUR	29	27	0.00
Yum China Holdings	CN	USD	1	26	0.00
Vivo Energy	GB	GBP	27	26	0.00
Tokyo Radiator Manufacturing	JP	JPY	5	26	0.00
THG Holding	GB	GBP	3	26	0.00
ScS Group	GB	GBP	11	26	0.00
Sands China	CN	HKD	7	26	0.00
Headlam Group	GB	GBP	7	26	0.00
Fujitsu General	JP	JPY	1	26	0.00
Subaru	JP	JPY	1	25	0.00
Skyworth Group	HK	HKD	94	25	0.00
Rakuten	JP	JPY	2	24	0.00
Straco	SG	SGD	63	23	0.00
Embry Holdings	HK	HKD	153	20	0.00
Twenty-four seven	JP	JPY	2	19	0.00
Sony	JP	JPY	1	19	0.00
Hikari Tsushin	JP	JPY	1	19	0.00
Map Aktif Adiperkasa	ID	IDR	120	17	0.00
Haidilao International Holding	CN	HKD	2	16	0.00
Astra Otoparts	ID	IDR	279	16	0.00
NetEase	CN	HKD	1	15	0.00
Yum China Holdings	CN	HKD	1	12	0.00
Xingda International Holdings	CN	HKD	45	12	0.00
Oppein Home Group	CN	CNY	1	12	0.00
MINISO Group Holding ADR	CN	USD	1	12	0.00
Hostelworld Group	IE	GBP	19	12	0.00
Baozun ADR	CN	USD	1	12	0.00
Oppein Home Group	CN	CNY	1	10	0.00
Focus Media Information Technology (A)	CN	CNY	6	8	0.00
Jaya Bersama Indo	ID	IDR	391	7	0.00
Goodbaby International Holdings	CN	HKD	47	6	0.00
Baozun	CN	HKD	1	6	0.00
JINS	JP	JPY	1	5	0.00
Regina Miracle International Holdings	HK	HKD	14	4	0.00
				118,048	0.65

소비재

Walmart	US	USD	47	6,472	0.04
Coca-Cola	US	USD	131	6,258	0.03
BAT Capital 2.726% 25/03/2031	US	USD	1,985	1,964	0.01
Altria Group 2.20% 15/06/2027	US	EUR	1,412	1,793	0.01
Kotobuki Spirits	JP	JPY	20	941	0.01
British American Tobacco	GB	GBP	28	890	0.00
Swedish Match	SE	SEK	12	884	0.00
Coles Group	AU	AUD	67	836	0.00
Unilever	GB	EUR	13	745	0.00
Woolworths Group	AU	AUD	28	741	0.00
Beiersdorf	DE	EUR	6	644	0.00
BAT Capital 2.259% 25/03/2028	US	USD	562	562	0.00
AB InBEV Worldwide 5.80% 23/01/2059	US	USD	397	557	0.00
Kweichow Moutai (A)	CN	CNY	2	409	0.00
Blackmores	AU	AUD	8	400	0.00
Treasury Wine Estates	AU	AUD	59	377	0.00
Welcia Holdings	JP	JPY	9	356	0.00
China Mengniu Dairy	HK	HKD	75	353	0.00
Shiseido	JP	JPY	6	348	0.00
Imperial Brands	GB	GBP	21	336	0.00
Tesco	GB	GBP	121	323	0.00
Wilmar International	SG	SGD	103	305	0.00
JDE Peet's	NL	EUR	8	289	0.00
Synlait Milk	NZ	AUD	81	287	0.00
Uni-President China Holdings	CN	HKD	313	271	0.00
Thai Beverage	TH	SGD	622	264	0.00
Altria Group 4.80% 14/02/2029	US	USD	224	264	0.00
Unilever	GB	GBP	5	263	0.00
Nestle	CH	CHF	2	241	0.00

현재 투자종목 명세서서 2020년 10월 31일

	국가 코드	CCY	주식 또는 명목	시가(USD)	% 순자산
Associated British Foods	GB	GBP	10	220	0.00
Koninklijke Ahold Delhaize	NL	EUR	8	208	0.00
Yantai Changyu Pioneer Wine	CN	HKD	107	191	0.00
H&H 5.625% 24/10/2024	KY	USD	179	187	0.00
Shinnihonseiyaku	JP	JPY	7	182	0.00
WH Group	HK	HKD	210	165	0.00
Sakata Seed	JP	JPY	4	152	0.00
Indofood Sukses Makmur	ID	IDR	315	149	0.00
L'Oreal	FR	EUR	1	146	0.00
Charoen Pokphand (Indonesia)	ID	IDR	370	146	0.00
Smoore International Holdings	CN	HKD	25	133	0.00
Tingyi Cayman Islands Holding	CN	HKD	69	127	0.00
Budweiser Brewing Co APAC	HK	HKD	43	126	0.00
Sun Art Retail Group	HK	HKD	114	123	0.00
Nongfu Spring	CN	HKD	26	120	0.00
First Resources	SG	SGD	127	113	0.00
Foshan Haitian Flavouring & Food (B)	CN	CNY	5	112	0.00
Unilever Indonesia	ID	IDR	203	107	0.00
Sprouts Farmers Market	US	USD	6	107	0.00
Monster Beverage	US	USD	1	106	0.00
Tyson Foods	US	USD	2	101	0.00
Gudang Garam	ID	IDR	34	94	0.00
Wm Morrison Supermarkets	GB	GBP	44	93	0.00
Sheng Siong	SG	SGD	75	91	0.00
Dairy Farm International Holdings	HK	USD	23	88	0.00
Pernod Ricard	FR	EUR	1	83	0.00
Indofood CBP Sukses Makmur	ID	IDR	125	82	0.00
Japfa	SG	SGD	154	73	0.00
Britvic	GB	GBP	7	67	0.00
AAK	SE	SEK	3	67	0.00
Kao	JP	JPY	1	64	0.00
Bumitama Agri	ID	SGD	173	55	0.00
Coca-Cola European Partners	GB	USD	1	53	0.00
SSMS Plantation Holdings 7.75% 23/01/2023	SG	USD	87	52	0.00
Royal Unibrew	DK	DKK	1	49	0.00
Industri Jamu Dan Farmasi Sido Muncul	ID	IDR	671	37	0.00
Hengan International Group	CN	HKD	5	33	0.00
President Chain Store	TW	TWD	3	30	0.00
Angel Yeast (A)	CN	CNY	4	29	0.00
Sagami Rubber Industries	JP	JPY	2	26	0.00
Fraser and Neave	SG	SGD	31	26	0.00
Uni-President Enterprises	TW	TWD	11	25	0.00
Japfa Comfeed Indonesia	ID	IDR	314	23	0.00
Sumber Alfaria Trijaya	ID	IDR	380	18	0.00
Ultrajaya Milk Industry & Trading	ID	IDR	137	15	0.00
China Resources Beer Holdings	HK	HKD	2	12	0.00
Shenguan Holdings Group	CN	HKD	278	9	0.00
				32,688	**0.18**

건강

	국가 코드	CCY	주식 또는 명목	시가(USD)	% 순자산
Bayer 1.375% 06/07/2032	DE	EUR	5,661	6,863	0.04
Baxter International	US	USD	74	5,716	0.03
AbbVie	US	USD	66	5,570	0.03
UnitedHealth Group	US	USD	17	5,345	0.03
Thermo Fisher Scientific	US	USD	11	5,115	0.03
Medtronic 1.375% 15/10/2040	LU	EUR	3,834	4,644	0.03
ICON	IE	USD	25	4,505	0.02
Zimmer Biomet Holdings	US	USD	34	4,473	0.02
Becton Dickinson Euro Finance 1.208% 04/06/2026	LU	EUR	3,452	4,176	0.02
HCA Healthcare	US	USD	32	4,005	0.02
Mylan 3.125% 22/11/2028	NL	EUR	1,885	2,566	0.01
Olympus	JP	JPY	123	2,360	0.01
Takeda Pharmaceutical 1.375% 09/07/2032	JP	EUR	1,797	2,213	0.01
Takeda Pharmaceutical 2.00% 09/07/2040	JP	EUR	1,474	1,873	0.01
Becton Dickinson 1.90% 15/12/2026	US	EUR	1,396	1,750	0.01
AbbVie 4.875% 14/11/2048	US	USD	1,152	1,462	0.01
CSL	AU	AUD	7	1,459	0.01
Eisai	JP	JPY	18	1,407	0.01
Medtronic Global 0.00% 15/10/2025	LU	EUR	1,137	1,328	0.01
Bayer 1.125% 06/01/2030	DE	EUR	1,067	1,278	0.01
Aetna 2.80% 15/06/2023	US	USD	1,195	1,256	0.01
Sanofi	FR	EUR	14	1,235	0.01
Cigna 2.40% 15/03/2030	US	USD	1,052	1,091	0.01
Novo Nordisk	DK	DKK	17	1,073	0.01
Bayer 2.375% VRN 12/11/2079	DE	EUR	902	1,024	0.01
Cigna 3.40% 15/03/2050	US	USD	960	1,014	0.01
Smith & Nephew 2.032% 14/10/2030	GB	USD	987	982	0.01
AbbVie 4.70% 14/05/2045	US	USD	780	948	0.01
Roche Holding	CH	CHF	3	944	0.01
Nippon Shinyaku	JP	JPY	12	833	0.00
Santen Pharmaceutical	JP	JPY	44	792	0.00
Hoya	JP	JPY	7	785	0.00
Becton Dickinson 3.30% 01/03/2023	US	USD	748	783	0.00
Medtronic Global 0.75% 15/10/2032	LU	EUR	637	762	0.00
Arena Pharmaceuticals	US	USD	9	762	0.00
Becton Dickinson 3.125% 08/11/2021	US	USD	701	719	0.00
Ascendis Pharma ADR	DK	USD	4	714	0.00
Fisher & Paykel Healthcare (AU)	NZ	AUD	31	712	0.00
Mylan 2.25% 22/11/2024	NL	EUR	564	705	0.00
AbbVie 2.90% 06/11/2022	US	USD	672	705	0.00
Krystal Biotech	US	USD	15	656	0.00
Apellis Pharmaceuticals	US	USD	20	646	0.00
AbbVie 4.50% 14/05/2035	US	USD	506	613	0.00
Aprea Therapeutics	US	USD	28	611	0.00
Exelixis	US	USD	29	585	0.00
Medical Data Vision	JP	JPY	24	554	0.00
Becton Dickinson Euro Finance 0.632% 04/06/2023	LU	EUR	445	526	0.00
Qiagen	NL	EUR	10	484	0.00
Teva Pharmaceutical Finance 1.625% 15/10/2028	NL	EUR	476	450	0.00
Aetna 4.75% 15/03/2044	US	USD	336	409	0.00
Cochlear	AU	AUD	3	405	0.00
Ramsay Health Care	AU	AUD	9	401	0.00
Sutro Biopharma	US	USD	32	400	0.00
Pro Medicus	AU	AUD	18	399	0.00
Koninklijke Philips	NL	EUR	9	399	0.00
Horizon Therapeutics	US	USD	5	360	0.00
Sonova Holding	CH	CHF	1	355	0.00
Teva Pharmaceutical Fin. 1.875% 31/03/2027	NL	EUR	329	328	0.00
Merck (A)	DE	EUR	2	276	0.00
Straumann Holdings	CH	CHF	1	247	0.00
MorphoSys	DE	EUR	2	244	0.00
Grifols ADR	ES	USD	14	237	0.00
Evotec	DE	EUR	9	232	0.00
WuXi AppTec	CN	HKD	13	209	0.00
Fresenius Medical Care	DE	EUR	3	202	0.00
DiaSorin	IT	EUR	1	200	0.00
Gerresheimer	DE	EUR	2	194	0.00
Wuxi Biologics Cayman	CN	HKD	6	182	0.00
Roche Holding (B)	CH	CHF	1	151	0.00
Abbott Laboratories	US	USD	1	151	0.00
Innovent Biologics	CN	HKD	19	142	0.00
AmerisourceBergen	US	USD	1	140	0.00
China National Accord Medicines (A)	CN	CNY	19	138	0.00
JMDC	JP	JPY	2	123	0.00
Stryker	US	USD	1	122	0.00
Hansoh Pharmaceutical Group	CN	HKD	27	121	0.00
Shandong Weigao Group Medical Polymer (H)	CN	HKD	62	120	0.00
Boston Scientific	US	USD	3	120	0.00
Kalbe Farma	ID	IDR	1,147	119	0.00
Eiken Chemical	JP	JPY	5	90	0.00
Genus	GB	GBP	2	86	0.00
China National Accord Medicines (B)	CN	HKD	27	78	0.00
Peijia Medical	CN	HKD	20	64	0.00
PerkinElmer	US	USD	1	51	0.00
Bayer	DE	EUR	1	51	0.00
Sino Biopharmaceutical	HK	HKD	39	40	0.00
Pharmaron Beijing (H)	CN	HKD	3	40	0.00
Korian	FR	EUR	1	40	0.00
Yestar International Holdings 6.90% 15/09/2021	KY	USD	98	38	0.00
Jiangsu Hengrui Medicine	CN	CNY	2	32	0.00
LivaNova	GB	USD	1	29	0.00
Tempo Scan Pacific	ID	IDR	301	26	0.00
Craneware	GB	GBP	1	25	0.00
Medikaloka Hermina	ID	IDR	113	24	0.00
Hangzhou Tigermed Consulting	CN	HKD	1	24	0.00
China National Accord Medicines	CN	CNY	3	21	0.00
Ocumension Therapeutics	CN	HKD	8	20	0.00
Raffles Medical Group	SG	SGD	29	16	0.00
Aier Eye Hospital Group (A)	CN	CNY	2	15	0.00
Akeso	HK	HKD	3	10	0.00
Venus MedTech Hangzhou	CN	HKD	1	9	0.00
Jiangsu Hengrui Medicine (A)	CN	CNY	1	3	0.00
Everest Medicines	CN	HKD	1	1	0.00
				99,031	**0.54**

금융

	국가 코드	CCY	주식 또는 명목	시가(USD)	% 순자산
Westpac Banking 0.366% FRN 27/11/2020 EMTN	AU	USD	213,926	213,948	1.17
SPDR S&P US Dividend Aristocrats UCITS ETF	IE	USD	1,453	74,128	0.41
Kreditanstalt 2.125% 15/06/2022	DE	USD	16,080	16,579	0.09
IBRD 0.50% 28/10/2025	SU	USD	9,605	9,587	0.05
AIB Group 2.875% VRN 30/05/2031 EMTN	IE	EUR	6,922	8,127	0.04
JPMorgan Chase	US	USD	81	7,875	0.04
European Investment Bank 1.00% 21/09/2026 EMTN	SU	GBP	5,337	7,227	0.04
KfW 0.375% 18/07/2025	DE	USD	6,602	6,572	0.04
Morgan Stanley	US	USD	110	5,254	0.03
Sampo 2.50% VRN 03/09/2052 EMTN	FI	EUR	3,780	4,495	0.02
Inter-American Dev. Bank 0.625% 15/07/2025	SU	USD	4,361	4,379	0.02
Commerzbank 4.00% 23/03/2026 EMTN	DE	EUR	3,522	4,346	0.02
Arthur J Gallagher	US	USD	41	4,280	0.02
Danske Bank 2.50% VRN 21/06/2029 EMTN	DK	EUR	3,036	3,691	0.02

현재 투자종목 명세서서 2020년 10월 31일

	국가 코드	CCY	주식 또는 명목	시가(USD)	% 순자산
Bank OZK	US	USD	141	3,409	0.02
European Investment Bank 0.625% 21/10/2027	SU	USD	3,139	3,115	0.02
Morgan Stanley 2.75% 19/05/2022	US	USD	2,880	2,985	0.02
Intercontinental Exchange 0.70% 15/06/2023	US	USD	2,857	2,874	0.02
Discover Financial Services	US	USD	43	2,752	0.02
Lloyds Banking Group 4.50% VRN 18/03/2030 EMTN	GB	EUR	1,766	2,300	0.01
Direct Line Insurance 4.00% 05/06/2032	GB	GBP	1,579	2,240	0.01
Assurant	US	USD	17	2,109	0.01
Barclays 4.61% VRN 15/02/2023	GB	USD	1,965	2,058	0.01
UniCredit 2.731% VRN 15/01/2032	IT	EUR	1,651	1,789	0.01
AerCap Global Aviation Trust 4.625% 15/10/2027	IE	USD	1,787	1,773	0.01
UBS Group 0.25% VRN 05/11/2028 EMTN	CH	EUR	1,523	1,758	0.01
General Electric 6.75% 15/03/2032	US	USD	1,198	1,544	0.01
Nationwide Bldg. Soc. 2.00% VRN 25/07/2029 EMTN	GB	EUR	1,256	1,509	0.01
HSBC Holdings 2.357% VRN 18/08/2031	GB	USD	1,463	1,455	0.01
China Life Insurance (H)	CN	HKD	664	1,453	0.01
MDGH - GMTN 2.50% 07/11/2024 Reg S	NL	USD	1,363	1,430	0.01
Citigroup 1.25% VRN 06/07/2026 EMTN	US	EUR	1,168	1,417	0.01
MDGH - GMTN 2.875% 07/11/2029 Reg S	NL	USD	1,308	1,396	0.01
Standard Chartered 1.354% FRN 14/10/2023 144A	GB	USD	1,277	1,286	0.01
Marsh & McLennan 3.50% 29/12/2020	US	USD	1,280	1,286	0.01
Commonwealth Bank of Australia	AU	AUD	25	1,216	0.01
BP Capital Markets 1.749% 10/08/2030	US	USD	1,182	1,152	0.01
HSBC Holdings 1.645% VRN 18/04/2026	GB	USD	1,140	1,144	0.01
HSBC Holding 2.848% VRN 04/06/2031	GB	USD	1,080	1,122	0.01
China Construction Bank (H)	CN	HKD	1,614	1,113	0.01
Citigroup 5.875% 30/01/2042	US	USD	750	1,095	0.01
Affiliated Managers 3.30% 15/06/2030	US	USD	1,008	1,072	0.01
HSBC Holding 2.099% VRN 04/06/2026	GB	USD	1,048	1,071	0.01
BP Capital Markets 2.772% 10/11/2050	US	USD	1,182	1,064	0.01
Industrial & Commercial Bank of China (H)	CN	HKD	1,642	933	0.01
Macquarie Group	AU	AUD	10	884	0.00
Oversea-Chinese Banking	SG	SGD	133	819	0.00
United Overseas Bank	SG	SGD	57	797	0.00
Ping An Insurance Group (H)	CN	HKD	77	794	0.00
DBS Group Holdings	SG	SGD	52	777	0.00
Aruhi	JP	JPY	39	703	0.00
Allianz	DE	EUR	4	679	0.00
Pinnacle Investment Management Group	AU	AUD	187	669	0.00
Wells Fargo & Co 1.741% VRN 04/05/2030 EMTN	US	EUR	529	658	0.00
ORIX	JP	JPY	56	650	0.00
AXA	FR	EUR	40	644	0.00
Barclays 4.375% 12/01/2026	GB	USD	560	635	0.00
Goldman Sachs Group 6.25% 01/02/2041	US	USD	387	580	0.00
Deutsche Boerse	DE	EUR	4	542	0.00
Hannover Rueck	DE	EUR	4	510	0.00
Fortune Star 6.85% 02/07/2024	VG	USD	484	507	0.00
China Merchants Bank (H)	CN	HKD	97	504	0.00
Agricultural Bank of China (H)	CN	HKD	1,381	467	0.00
Shinhan Financial Group 5.875% VRN (Perpetual)	KR	USD	425	459	0.00
Legal & General Group	GB	GBP	182	436	0.00
NN Group	NL	EUR	12	426	0.00
Shriram Transport Finance 5.95% 24/10/2022 Reg S	IN	USD	395	385	0.00
Prudential	GB	GBP	31	378	0.00
Bank of East Asia 5.625% VRN (Perpetual)	HK	USD	353	357	0.00
Mitsubishi UFJ Financial Group 0.978% 09/06/2024	JP	EUR	294	353	0.00
Zenkoku Hosho	JP	JPY	9	340	0.00
DNB	NO	NOK	25	333	0.00
TMB Bank 4.90% VRN (Perpetual) EMTN	TH	USD	346	328	0.00
AIA Group	HK	HKD	33	315	0.00
Suncorp Group	AU	AUD	53	307	0.00
Bank Mandiri Persero	ID	IDR	777	303	0.00
Bank Central Asia	ID	IDR	151	297	0.00
Bank Rakyat Indonesia Persero	ID	IDR	1,310	296	0.00
Minkabu The Infonoid	JP	JPY	12	279	0.00
Singapore Exchange	SG	SGD	43	271	0.00
St James's Place	GB	GBP	23	267	0.00
Bangkok Bank 5.00% VRN (Perpetual) Reg S	TH	USD	264	265	0.00
Zurich Insurance Group	CH	CHF	1	260	0.00
Kasikornbank PCL 3.343% VRN 02/10/2031 EMTN	TH	USD	258	253	0.00
Barclays	GB	GBP	183	253	0.00
Yes Bank Ifsc Banking UB 3.75% 06/02/2023 EMTN	IN	USD	253	246	0.00
Tokio Marine Holdings	JP	JPY	6	246	0.00
Bank of East Asia 5.50% VRN (Perpetual) EMTN	HK	USD	239	239	0.00
CITIC Securities (H)	CN	HKD	109	236	0.00
SBI Holdings	JP	JPY	10	233	0.00
Fortune Star 6.75% 02/07/2023	VG	USD	218	226	0.00
ANZ Banking Group	AU	AUD	17	224	0.00
3i Group	GB	GBP	18	221	0.00
Hong Kong Exchanges and Clearing	HK	HKD	5	217	0.00
Volkswagen Bank 1.25% 10/06/2024 EMTN	DE	EUR	178	214	0.00
ABN AMRO Group	NL	EUR	26	209	0.00
Huatai Securities (H)	CN	HKD	126	205	0.00
Tryg	DK	DKK	7	195	0.00
Steadfast Group	AU	AUD	74	186	0.00
Admiral Group	GB	GBP	5	178	0.00
China Minsheng Banking (H)	CN	HKD	323	177	0.00
Vedanta Resources Fin. II 8.00% 23/04/2023 Reg S	GB	USD	271	170	0.00
Vedanta Resources Fin. II 9.25% 23/04/2026 Reg S	GB	USD	267	168	0.00
Fortune Star 5.25% 23/03/2022	VG	USD	157	158	0.00
China Cinda Asset Management (H)	CN	HKD	842	158	0.00
Muenchener Rueckversicherungs-Gesellschaft	DE	EUR	1	145	0.00
Tradeweb Markets	US	USD	3	143	0.00
Sampo	FI	EUR	4	142	0.00
Chong HING Bank 5.70% VRN (Perpetual) EMTN	HK	USD	136	136	0.00
Fortune Star 5.95% 19/10/2025	VG	USD	134	134	0.00
ANZ 6.75% VRN (Perpetual) Reg S	AU	USD	118	134	0.00
Swedbank	SE	SEK	8	124	0.00
Mongolian Mortgage 9.75% 29/01/2022 Reg S	MN	USD	119	119	0.00
ING Groep	NL	EUR	17	119	0.00
Ageas	BE	EUR	3	117	0.00
RKP Overseas Finance 2016 7.950% (Perpetual)	VG	USD	115	111	0.00
First Republic Bank	US	USD	1	111	0.00
Tuspark Forward 7.95% 15/08/2021	VG	USD	186	104	0.00
Wealth Driven 5.50% 17/08/2023	VG	USD	100	101	0.00
Virtu Financial	US	USD	5	100	0.00
Texas Capital Bancshares	US	USD	2	90	0.00
Shriram Transport Finance 5.70% 27/02/2022 EMTN	IN	USD	92	90	0.00
Unigroup International Holdings 6.00% 10/12/2020	VG	USD	95	81	0.00
SVB Financial Group	US	USD	1	81	0.00
VZ Holding	CH	CHF	1	80	0.00
Bank Negara Indonesia Persero	ID	IDR	247	78	0.00
China Taiping Insurance Holdings	HK	HKD	48	72	0.00
SCOR	FR	EUR	3	69	0.00
Sumitomo Mitsui Fin. Group 2.142% 23/09/2030	JP	USD	67	66	0.00
E.Sun Financial Holding	TW	TWD	76	65	0.00
Sompo Holdings	JP	JPY	2	59	0.00
Tuspark Forward 6.95% 18/06/2022	VG	USD	130	58	0.00
Credit Agricole	FR	EUR	7	58	0.00
Bank Tabungan Pensiunan Nasional Syariah	ID	IDR	219	55	0.00
Intermediate Capital Group	GB	GBP	4	54	0.00
Van Lanschot Kempen	NL	EUR	3	53	0.00
Pearl Holding III 9.50% 11/12/2022 Reg S	KY	USD	210	51	0.00
Euronext	NL	EUR	1	48	0.00
Fortune Star 5.95% 29/01/2023	VG	USD	47	47	0.00
Banca Generali	IT	EUR	2	43	0.00
IG Group Holdings	GB	GBP	4	41	0.00
ASR Nederland	NL	EUR	1	40	0.00
Vienna Ins. Group Wiener Versicherung Gruppe	AT	EUR	2	36	0.00
Palomar Holdings	US	USD	1	35	0.00
KBC Ancora	BE	EUR	1	35	0.00
Hamilton Lane	US	USD	1	27	0.00
Goosehead Insurance	US	USD	1	27	0.00
Draper Esprit	GB	GBP	3	23	0.00
Sparebanken Vest	NO	NOK	3	22	0.00
BFI Finance Indonesia	ID	IDR	824	21	0.00
Xtrackers Euro Stoxx 50 UCITS ETF	LU	EUR	1	12	0.00
				449,951	**2.47**

부동산

Prologis REIT	US	USD	40	4,013	0.02
Crown Castle International 3.30% 01/07/2030	US	USD	1,604	1,751	0.01
Invitation Homes REIT	US	USD	64	1,736	0.01
China SCE Group Holdings 7.375% 09/04/2024	KY	USD	1,216	1,249	0.01
Goodman Group REIT	AU	AUD	85	1,095	0.01
Digital Dutch Finco 1.50% 15/03/2030	NL	EUR	883	1,088	0.01
Crown Castle International 5.20% 15/02/2049	US	USD	764	988	0.01
American Tower 2.10% 15/06/2030	US	USD	784	789	0.00
American Tower 3.10% 15/06/2050	US	USD	784	769	0.00
Vonovia	DE	EUR	11	698	0.00
Yuzhou Properties 7.375% 13/01/2026	KY	USD	687	663	0.00
Crown Castle International 4.15% 01/07/2050	US	USD	573	658	0.00
American Tower 3.60% 15/01/2028	US	USD	560	626	0.00
Yango Justice International 9.25% 15/04/2023	HK	USD	583	610	0.00
China Resources Land	HK	HKD	149	609	0.00
China Evergrande Group 8.75% 28/06/2025	KY	USD	793	587	0.00
Open House	JP	JPY	17	571	0.00
Healthcare Realty Trust REIT	US	USD	20	568	0.00
Yuzhou Properties 8.30% 27/05/2025	KY	USD	553	563	0.00
China Overseas Land & Investment	HK	HKD	204	512	0.00
Sunac China Holdings 6.50% 10/01/2025	KY	USD	517	497	0.00
Ronshine China Holdings 11.25% 22/08/2021	KY	USD	431	447	0.00
Ascendas Real Estate Investment Trust REIT	SG	SGD	205	433	0.00
Yango Justice International 10.25% 18/03/2022	HK	USD	410	431	0.00
Redsun Properties Group 9.95% 11/04/2022	KY	USD	416	429	0.00
New Metro Global 6.80% 05/08/2023	VG	USD	412	427	0.00
Easy Tactic 9.125% 28/07/2022	VG	USD	449	425	0.00
China SCE Group Holdings 7.25% 19/04/2023	KY	USD	410	421	0.00
Sunac China Holdings 7.50% 01/02/2024	KY	USD	410	411	0.00
Redsun Properties Group 9.70% 16/04/2023	KY	USD	389	400	0.00

현재 투자종목 명세서서 2020년 10월 31일

	국가 코드	CCY	주식 또는 명목	시가(USD)	% 순자산
Kaisa Group Holdings 11.50% 30/01/2023	KY	USD	386	391	0.00
Theta Capital 8.125% 22/01/2025	SG	USD	422	382	0.00
Yango Justice International 8.25% 25/11/2023	HK	USD	369	376	0.00
Sunac China Holdings 6.50% 09/07/2023	KY	USD	382	375	0.00
Sunac China Holdings 7.00% 09/07/2025	KY	USD	382	370	0.00
Fantasia Holdings Group 15.00% 18/12/2021	KY	USD	342	368	0.00
Scenery Journey 11.50% 24/10/2022	VG	USD	430	366	0.00
KWG Group Holdings 7.40% 05/03/2024 EMTN	KY	USD	342	359	0.00
Fantasia Holdings Group 11.875% 01/06/2023	KY	USD	334	347	0.00
Seazen Group 6.45% 11/06/2022	KY	USD	334	340	0.00
Kaisa Group Holdings 8.50% 30/06/2022	KY	USD	344	336	0.00
China Aoyuan Group 8.50% 23/01/2022	KY	USD	321	330	0.00
Sino-Ocean Land Treasure III 4.90% VRN (Perpetual)	VG	USD	372	313	0.00
Kaisa Group Holdings 10.875% 23/07/2023	KY	USD	310	309	0.00
Lendlease Group	AU	AUD	36	306	0.00
Agile Group Holdings 7.875% VRN (Perpetual)	KY	USD	298	305	0.00
Zhenro Properties Group 7.875% 14/04/2024	KY	USD	299	299	0.00
China South City Holdings 11.50% 12/02/2022	HK	USD	291	288	0.00
China Evergrande Group 11.50% 22/01/2023	KY	USD	344	288	0.00
RKPF Overseas 2019 A 6.70% 30/09/2024	VG	USD	276	285	0.00
Redsun Properties Group 10.50% 03/10/2022	KY	USD	268	279	0.00
KWG Group Holdings 7.875% 09/08/2021	KY	USD	267	274	0.00
Seazen Group 6.00% 12/08/2024	KY	USD	262	266	0.00
CIFI Holdings Group 6.00% 16/07/2025	KY	USD	258	266	0.00
China Evergrande Group 8.25% 23/03/2022	KY	USD	310	261	0.00
KWG Group Holdings 7.40% 13/01/2027	KY	USD	256	257	0.00
Ronshine China Holdings 6.75% 05/08/2024	KY	USD	258	255	0.00
Zhenro Properties Group 8.70% 03/08/2022	KY	USD	246	252	0.00
China Aoyuan Group 6.35% 08/02/2024	KY	USD	248	252	0.00
Yango Justice International 9.50% 03/04/2021	HK	USD	239	243	0.00
Kaisa Group Holdings 11.75% 26/02/2021	KY	USD	237	241	0.00
Yango Justice International 10.00% 12/02/2023	HK	USD	225	238	0.00
Mapletree Industrial Trust REIT	SG	SGD	106	237	0.00
Kaisa Group Holdings 10.50% 15/01/2025	KY	USD	246	230	0.00
Times China Holdings 7.625% 21/02/2022	KY	USD	221	225	0.00
China Evergrande Group 12.00% 22/01/2024	KY	USD	266	225	0.00
China Evergrande Group 6.25% 28/06/2021	KY	USD	239	223	0.00
Mapletree Logistics Trust REIT	SG	SGD	153	219	0.00
China Evergrande Group 9.50% 11/04/2022	KY	USD	239	204	0.00
Jababeka International 6.50% 05/10/2023 Reg S	NL	USD	239	202	0.00
KWG Group Holding 5.20% 21/09/2022	KY	USD	198	199	0.00
Relo Group	JP	JPY	8	195	0.00
Yuzhou Properties 5.375% VRN (Perpetual)	KY	USD	202	194	0.00
Hongkong Land Holdings	HK	USD	53	194	0.00
Daibiru	JP	JPY	17	190	0.00
China Aoyuan Group 7.95% 19/02/2023	KY	USD	173	183	0.00
RKI Overseas Finance 2017 A 7.00% (Perpetual)	VG	USD	203	181	0.00
APL Realty Holdings Pte 5.95% 02/06/2024	SG	USD	255	177	0.00
Wanda Properties Overseas 6.875% 23/07/2023	VG	USD	179	175	0.00
Kaisa Group Holdings 9.375% 30/06/2024	KY	USD	190	173	0.00
Yango Justice International 6.80% 11/03/2021 EMTN	HK	USD	172	172	0.00
China South City Holdingss 10.875% 26/06/2022	HK	USD	175	172	0.00
Pakuwon Prima 5.00% 14/02/2024	SG	USD	160	163	0.00
Kaisa Group Holdings 11.25% 09/04/2022	KY	USD	160	163	0.00
Mapletree Commercial Trust REIT	SG	SGD	129	162	0.00
UOL Group	SG	SGD	35	159	0.00
Jinke Properties Group 8.375% 20/06/2021	CN	USD	150	153	0.00
Ascendas India Trust	SG	SGD	157	150	0.00
CapitaLand	SG	SGD	78	147	0.00
CIFI Holdings Group 5.50% 23/01/2022	KY	USD	143	145	0.00
KE Holdings ADR	CN	USD	2	143	0.00
Keppel Pacific Oak US REIT	SG	USD	195	137	0.00
Theta Capital 6.75% 31/10/2026	SG	USD	163	135	0.00
Shimao Group Holdings 4.60% 13/07/2030	KY	USD	124	133	0.00
Redco Properties Group 8.50% 19/08/2021	KY	USD	134	133	0.00
RKPF Overseas 2019 6.00% 04/09/2025	VG	USD	132	132	0.00
Country Garden Holdings 4.80% 06/08/2030	KY	USD	124	132	0.00
Times China Holdings 6.75% 08/07/2025	KY	USD	129	130	0.00
Frasers Centrepoint Trust REIT	SG	SGD	84	130	0.00
Greentown China Holdings 5.65% 13/07/2025	KY	USD	124	129	0.00
Greentown China Holdings 4.70% 29/04/2025	KY	USD	129	129	0.00
Shimao Services Holdings	CN	HKD	59	127	0.00
Wanda Properties International 7.25% 29/01/2024	VG	USD	124	122	0.00
Crown Castle International 4.45% 15/02/2026	US	USD	107	122	0.00
Sunac China Holdings 7.875% 15/02/2022	KY	USD	119	121	0.00
KWG Group Holdings 7.875% 01/09/2023	KY	USD	115	120	0.00
Properties 9.875% 02/05/2021	KY	USD	116	117	0.00
Kaisa Group Holdings 6.75% 18/02/2021	KY	USD	116	116	0.00
City Developments	SG	SGD	24	113	0.00
Cromwell European REIT	SG	EUR	212	112	0.00
Kaisa Group Holdings 9.75% 28/09/2023 Reg S	KY	USD	115	111	0.00
Easy Tactic 8.125% 27/02/2023	VG	USD	124	109	0.00
Zhenro 9.15% 06/05/2023 Reg S	KY	USD	98	101	0.00
Agile Group Holdings 8.375% VRN (Perpetual)	KY	USD	95	99	0.00
ADO Properties (A)	DE	EUR	4	96	0.00
Ronshine China Holdings 8.95% 22/01/2023	KY	USD	91	94	0.00
Country Garden Holdings 5.40% 27/05/2025	KY	USD	87	94	0.00
CapitaLand Mall Trust REIT	SG	SGD	71	90	0.00
Yida China Holdings 14.00% 27/03/2022	KY	USD	117	85	0.00
Zhenro Properties Group 8.65% 21/01/2023	KY	USD	82	84	0.00
Heiwa Real Estate	JP	JPY	3	82	0.00
China Evergrande Group 4.25% 14/02/2023	KY	HKD	668	80	0.00
Shurgard Self Storage	LU	EUR	2	79	0.00
China Aoyuan Group 7.50% 10/05/2021	KY	USD	72	72	0.00
CIFI Holdings Group 5.375% VRN (Perpetual)	KY	USD	72	71	0.00
Zhenro Properties Group 5.60% 28/02/2021	KY	USD	69	69	0.00
Jingrui Holdings 9.45% 23/04/2021	KY	USD	69	68	0.00
Lodha Developers International 14.00% 12/03/2023	MU	USD	72	67	0.00
Keppel DC REIT	SG	SGD	29	62	0.00
Kaisa Group Holdings 11.95% 22/10/2022 Reg S	KY	USD	57	59	0.00
Capitaland Retail China Trust	SG	SGD	66	56	0.00
Pakuwon Jati	ID	IDR	1,950	55	0.00
Times China Holdings 10.95% 27/11/2020	KY	USD	48	48	0.00
China Merchants Commercial REIT	HK	HKD	151	47	0.00
Propnex	SG	SGD	99	46	0.00
Lendlease Global Commercial REIT	SG	SGD	97	43	0.00
Urban & Civic	GB	GBP	16	41	0.00
CIFI Holdings Group 5.375% VRN (Perpetual)	KY	USD	38	38	0.00
Ciputra Development	ID	IDR	670	37	0.00
Sun Hung Kai Properties	HK	HKD	3	35	0.00
Zhenro Properties Group 9.80% 20/08/2021	KY	USD	33	34	0.00
Redco Properties Group 11.50% 08/12/2020	KY	USD	33	34	0.00
Longfor Group Holdings	CN	HKD	6	32	0.00
Champion Sincerity Holdings 8.125% VRN (Perpetual)	VG	USD	30	31	0.00
Link REIT	HK	HKD	3	26	0.00
Urban Logistics REIT	GB	GBP	14	24	0.00
Far East Hospitality Trust	SG	SGD	44	18	0.00
Cosmos Initia	JP	JPY	5	18	0.00
Bekasi Fajar Industrial Estate	ID	IDR	1,515	18	0.00
				44,379	**0.24**

정부

	국가 코드	CCY	주식 또는 명목	시가(USD)	% 순자산
Germany 0.00% 15/02/2030	DE	EUR	53,640	66,439	0.36
US Treasury 0.625% 15/05/2030	US	USD	67,245	65,942	0.36
US Treasury 0.250% 15/04/2023	US	USD	28,173	28,228	0.15
US Treasury 0.625% 15/08/2030	US	USD	27,652	27,049	0.15
Germany 0.00% 12/03/2021	DE	EUR	19,773	23,096	0.13
US Treasury 2.00% 15/02/2050	US	USD	20,195	21,996	0.12
US Treasury 2.875% 31/10/2023	US	USD	17,706	19,124	0.10
US Treasury 1.125% 28/02/2025	US	USD	17,133	17,731	0.10
US Treasury 2.375% 15/11/2049	US	USD	14,461	17,041	0.09
US Treasury 0.50% 31/03/2025	US	USD	16,306	16,430	0.09
US Treasury 0.25% 15/06/2023	US	USD	15,252	15,280	0.08
Germany 0.50% 15/02/2025	DE	EUR	10,360	12,779	0.07
Germany 0.00% 11/06/2021	DE	EUR	10,782	12,620	0.07
Australia 1.75% 21/06/2051	AU	AUD	14,524	10,106	0.06
US Treasury 1.50% 31/08/2021	US	USD	9,829	9,940	0.05
US Treasury 0.375% 31/03/2022	US	USD	8,453	8,482	0.05
Germany 0.00% 15/08/2029	DE	EUR	5,903	7,309	0.04
US Treasury 1.25% 15/05/2050	US	USD	7,588	6,899	0.04
US Treasury 0.125% 15/09/2023	US	USD	6,802	6,790	0.04
US Treasury 3.00% 31/10/2025	US	USD	5,677	6,411	0.04
Norway 2.00% 26/04/2028	NO	NOK	54,067	6,269	0.03
US Treasury 0.125% 30/06/2022	US	USD	6,119	6,117	0.03
US Treasury 0.125% 15/05/2023	US	USD	5,597	5,591	0.03
US Treasury 0.25% 31/05/2025	US	USD	5,429	5,407	0.03
Australia 2.75% 21/11/2029	AU	AUD	6,409	5,299	0.03
Norway 1.375% 19/08/2030	NO	NOK	46,435	5,189	0.03
US Treasury 1.125% 28/02/2022	US	USD	5,042	5,108	0.03
US Treasury 0.25% 30/06/2025	US	USD	4,932	4,909	0.03
Japan 0.40% 20/06/2049	JP	JPY	512,382	4,638	0.03
Germany 0.25% 15/02/2029	DE	EUR	3,638	4,591	0.03
US Treasury 2.50% 28/02/2021	US	USD	4,310	4,344	0.02
US Treasury 0.25% 31/08/2025	US	USD	4,278	4,254	0.02
Japan 0.40% 20/03/2050	JP	JPY	426,985	3,845	0.02
Germany 0.00% 15/08/2030	DE	EUR	2,995	3,711	0.02
US Treasury 1.375% 15/08/2050	US	USD	3,783	3,551	0.02
Japan 0.10% 20/03/2030	JP	JPY	355,821	3,429	0.02
UK Treasury 4.75% 07/12/2030	GB	GBP	1,761	3,302	0.02
Netherland 0.00% 15/07/2030	NL	EUR	2,627	3,217	0.02
Korea 2.625% 10/06/2028	KR	KRW	3,358,699	3,210	0.02
US Treasury 0.50% 31/05/2027	US	USD	3,162	3,145	0.02
Spain 1.25% 31/10/2030	ES	EUR	2,306	2,985	0.02
US Treasury 2.50% 31/12/2020	US	USD	2,622	2,632	0.01
Japan 0.40% 20/03/2040	JP	JPY	266,866	2,552	0.01
US Treasury 0.375% 30/09/2027	US	USD	2,557	2,515	0.01
US Treasury 0.50% 30/06/2027	US	USD	2,302	2,288	0.01
US Treasury 0.125% 30/04/2022	US	USD	1,530	1,530	0.01
Canada 0.25% 01/04/2024	CA	CAD	1,918	1,439	0.01
Germany 0.00% 15/08/2050	DE	EUR	1,110	1,381	0.01

현재 투자종목 명세서서 2020년 10월 31일

	국가 코드	CCY	주식 또는 명목	시가(USD)	% 순자산
Canada 0.25% 01/11/2022	CA	CAD	1,779	1,337	0.01
US Treasury 0.125% 30/09/2022	US	USD	1,297	1,297	0.01
Australia 1.25% 21/05/2032	AU	AUD	1,623	1,181	0.01
US Treasury 1.125% 15/08/2040	US	USD	1,120	1,066	0.01
BTP 3.00% 01/08/2029	IT	EUR	756	1,063	0.01
Korea 2.25% 10/06/2025	KR	KRW	1,067,462	976	0.01
Germany 0.50% 15/02/2026	DE	EUR	719	898	0.00
Australia 3.00% 21/03/2047	AU	AUD	970	868	0.00
United Kingdom 1.75% 22/01/2049	GB	GBP	534	853	0.00
UK Treasury 1.25% 22/07/2027	GB	GBP	575	804	0.00
Germany 1.75% 15/02/2024	DE	EUR	559	707	0.00
Indonesia 4.875% 05/05/2021 Reg S	ID	USD	653	668	0.00
US Treasury 0.125% 15/10/2023	US	USD	662	661	0.00
Japan 0.10% 01/06/2021	JP	JPY	68,122	652	0.00
Germany 0.50% 15/02/2028	DE	EUR	484	617	0.00
Indonesia 7.00% 15/05/2027	ID	IDR	6,924,628	491	0.00
US Treasury 0.25% 30/09/2025	US	USD	467	465	0.00
Korea 1.375% 10/09/2021	KR	KRW	498,149	442	0.00
US Treasury 0.50% 31/08/2027	US	USD	361	358	0.00
US Treasury 0.125% 15/07/2023	US	USD	260	259	0.00
US Treasury 0.125% 31/05/2022	US	USD	185	185	0.00
Sri Lanka 7.55% 28/03/2030 Reg S	LK	USD	296	162	0.00
Sri Lanka 7.85% 14/03/2029 Reg S	LK	USD	292	161	0.00
Germany 0.25% 15/02/2027	DE	EUR	125	155	0.00
Sri Lanka 6.20% 11/05/2027 Reg S	LK	USD	248	134	0.00
Sri Lanka 6.85% 14/03/2024 Reg S	LK	USD	100	57	0.00
Indonesia 7.00% 15/05/2022	ID	IDR	727,298	52	0.00
Sri Lanka 6.35% 28/06/2024 Reg S	LK	USD	36	20	0.00
				522,729	2.87

폐쇄형 펀드

Oakley Capital Investments Fund	BM	GBP	22	74	0.00
Gemfields Group	GB	ZAR	149	11	0.00
				85	0.00

개방형 펀드

Fidelity ILF - The US Dollar Fund - A-ACC-USD	IE	USD	2	33,499	0.18
Fidelity ILF - The Euro Fund - A-ACC-EUR	IE	EUR	1	12,056	0.07
				45,555	0.25

주식 연계 채권

HSBC (Hangzhou Hikvision Digital (A)) ELN 08/2021	CN	USD	50	339	0.00
BNP (Shenzhen YUTO Pkg Tech (A)) ELN 30/07/2021	CN	USD	20	88	0.00
HSBC (China Nat'l. Accord Med (A)) ELN 15/10/2021	CN	USD	11	84	0.00
UBS (Focus Media Info. Tech (A)) ELN 10/03/2021	CN	USD	46	64	0.00
HSBC (China (S) Publish & Med (A)) ELN 23/11/2022	CN	USD	31	49	0.00
HSBC (Focus Media Info. Tech (A)) ELN 10/03/2021	CN	USD	21	29	0.00
HSBC (Kweichow Moutai (A)) ELN 12/04/2024	CN	USD	1	24	0.00
				677	0.00

커뮤니케이션 서비스

T-Mobile US	US	USD	24	2,621	0.01
Netflix 3.625% 15/06/2030 Reg S	US	EUR	2,057	2,621	0.01
Netflix	US	USD	5	2,316	0.01
China Mobile	HK	HKD	293	1,789	0.01
AT&T 3.65% 01/06/2051	US	USD	832	815	0.00
Verizon Communications 1.85% 18/05/2040	US	EUR	619	808	0.00
Cellnex Telecom 1.875% 26/06/2029	ES	EUR	463	550	0.00
Walt Disney 2.20% 13/01/2028	US	USD	487	510	0.00
Telstra	AU	AUD	220	413	0.00
Netflix 4.625% 15/05/2029	US	EUR	285	387	0.00
Infrastrutture Wireless Italiane	IT	EUR	30	330	0.00
Singapore Telecommunications	SG	SGD	195	290	0.00
Daiichikosho	JP	JPY	8	273	0.00
Telekomunikasi Indonesia Persero	ID	IDR	1,510	267	0.00
AT&T 4.35% 01/03/2029	US	USD	224	261	0.00
SoftBank Group 5.125% 19/09/2027	JP	USD	239	242	0.00
UPCB Finance IV 4.00% 15/01/2027 Reg S	KY	EUR	202	238	0.00
SoftBank Group 6.00% VRN (Perpetual)	JP	USD	205	191	0.00
Elisa	FI	EUR	3	169	0.00
Sea ADR	SG	USD	1	158	0.00
Bharti Airtel 1.50% 17/02/2025 Reg S	IN	USD	119	132	0.00
Bilibili ADR	CN	USD	3	127	0.00
Deutsche Telekom	DE	EUR	8	115	0.00
China Unicom	HK	HKD	183	112	0.00
Axiata SPV5 3.064% 19/08/2050 EMTN	MY	USD	93	90	0.00
Dr Peng Holding HongKong 7.55% 01/12/2021	HK	USD	120	83	0.00
Tele2	SE	SEK	7	82	0.00
XL Axiata	ID	IDR	316	43	0.00
Swisscom	CH	CHF	1	43	0.00
SoftBank Group 6.125% 20/04/2025	JP	USD	41	43	0.00
SoftBank Group 6.25% 15/04/2028	JP	USD	34	37	0.00
NOS SGPS	PT	EUR	9	31	0.00
Sarana Menara Nusantara	ID	IDR	427	29	0.00
SoftBank Group	JP	JPY	1	27	0.00
Internet Initiative Japan	JP	JPY	1	25	0.00
Pebble Group	GB	GBP	23	21	0.00
ARTERIA Networks	JP	JPY	1	17	0.00
HKBN	HK	HKD	9	15	0.00
				16,321	0.09

증권 자격 취득 또는 기타 통제 된 시장 에서 죽음을 맞게

에너지

Aker BP 4.00% 15/01/2031 144A	NO	USD	2,340	2,295	0.01
Kommunalbanken 0.875% 12/03/2025 144A	NO	USD	1,681	1,705	0.01
Diamondback Energy 3.50% 01/12/2029	US	USD	1,456	1,451	0.01
Aker BP 2.875% 15/01/2026 144A	NO	USD	885	878	0.00
Diamondback Energy 5.375% 31/05/2025	US	USD	766	793	0.00
Eni 4.75% 12/09/2028	IT	USD	587	685	0.00
Diamondback Energy 3.25% 01/12/2026	US	USD	612	629	0.00
Diamondback Energy 2.875% 01/12/2024	US	USD	459	465	0.00
Eni 4.00% 12/09/2023 Reg S	IT	USD	273	296	0.00
				9,197	0.05

유틸리티

Greenko Dutch 5.25% 24/07/2024 Reg S	NL	USD	603	621	0.00
Endesa	ES	EUR	12	312	0.00
Iberdrola	ES	EUR	14	167	0.00
Enagas	ES	EUR	4	90	0.00
Red Electrica	ES	EUR	3	59	0.00
				1,249	0.01

소재

Glencore Funding 2.50% 01/09/2030 144A	US	USD	3,015	2,930	0.02
Vidrala	ES	EUR	1	57	0.00
Vidrala (BR) RTS 05/11/2020	ES	EUR	1	3	0.00
				2,990	0.02

산업재

Ryanair Holdings	IE	EUR	21	296	0.00
Ferrovial	ES	EUR	13	271	0.00
Irish Continental Group	IE	EUR	14	52	0.00
Applus Services	ES	EUR	6	43	0.00
Hokkaido Chuo Bus	JP	JPY	1	5	0.00
				667	0.00

정보 기술

Adevinta 2.625% 15/11/2025 Reg S	NO	EUR	2,360	2,748	0.02
Apple 2.75% 13/01/2025	US	USD	905	979	0.01
Adevinta 3.00% 15/11/2027 Reg S	NO	EUR	777	915	0.01
Envestnet 0.75% 15/08/2025	US	USD	871	875	0.00
Cree 1.75% 01/05/2026	US	USD	570	859	0.00
Microsoft 2.40% 08/08/2026	US	USD	784	852	0.00
Amadeus IT Group	ES	EUR	4	167	0.00
Science Applications Intl. 4.875% 01/04/2028 144A	US	USD	112	118	0.00
				7,513	0.04

소비재

Charter Communications 6.834% 23/10/2055	US	USD	1,938	2,745	0.02
Lennar 5.00% 15/06/2027	US	USD	2,204	2,524	0.01
Intercontinental Hotel Grp. 1.625% 08/10/2024 EMTN	GB	EUR	1,912	2,224	0.01
Charter Communications 6.484% 23/10/2045	US	USD	1,547	2,095	0.01
Lennar 5.375% 01/10/2022	US	USD	1,641	1,753	0.01
Expedia Group 3.60% 15/12/2023 144A	US	USD	1,556	1,601	0.01
Expedia Group 4.625% 01/08/2027 144A	US	USD	1,285	1,349	0.01
Charter Communications 5.75% 01/04/2048	US	USD	951	1,193	0.01
Hilton Domestic Operating 4.875% 15/01/2030	US	USD	817	842	0.00
Marriott International 4.625% 15/06/2030	US	USD	763	816	0.00
Wynn Macau 5.125% 15/12/2029 Reg S	KY	USD	619	574	0.00
Marriott International 3.125% 15/06/2026	US	USD	560	562	0.00
Volkswagen Group 4.625% 13/11/2025 Reg S	US	USD	437	506	0.00
Melco Resorts Finance 5.625% 17/07/2027 Reg S	KY	USD	458	466	0.00
Industria de Diseno Textil	ES	EUR	15	381	0.00
Lennar 5.25% 01/06/2026	US	USD	207	236	0.00
Glenveagh Properties	IE	EUR	41	35	0.00
Dalata Hotel Group	IE	EUR	11	32	0.00
Applegreen	IE	EUR	9	29	0.00
				19,963	0.11

소비재

Lamb Weston Holdings 4.625% 01/11/2024 144A	US	USD	894	925	0.01
Barry Callebaut Services 5.50% 15/06/2023 144A	BE	USD	738	795	0.00
Keurig Dr Pepper 5.085% 25/05/2048	US	USD	560	751	0.00
Barry Callebaut Services 5.50% 15/06/2023 Reg S	BE	USD	323	348	0.00

현재 투자종목 명세서서 2020년 10월 31일

	국가 코드	CCY	주식 또는 명목	시가(USD)	% 순자산
Lamb Westton Holdings 4.875% 15/05/2028 144A	US	USD	185	201	0.00
				3,020	0.02
건강					
AbbVie 2.30% 21/11/2022 144A	US	USD	2,702	2,800	0.02
Royalty Pharma 0.75% 02/09/2023 144A	GB	USD	1,985	1,986	0.01
Royalty Pharma 1.20% 02/09/2025 144A	GB	USD	1,603	1,597	0.01
Nutrition 1.23% 01/10/2025 144A	US	USD	1,339	1,341	0.01
Bayer US Finance 4.70% 15/07/2064 144A	US	USD	1,093	1,234	0.01
Nutritio & Bioscience 1.832% 15/10/2027 144A	US	USD	1,176	1,179	0.01
AbbVie 2.95% 21/11/2026 144A	US	USD	1,070	1,170	0.01
Royalty Pharma 3.55% 02/09/2050 144A	GB	USD	1,150	1,105	0.01
Teva Pharmaceutical Fin. 6.75% 01/03/2028	NL	USD	857	901	0.00
Royalty Pharma 1.75% 02/09/2027 144A	GB	USD	791	787	0.00
Bayer US Finance II 4.25% 15/12/2025 144A	US	USD	555	631	0.00
Centene 5.375% 01/06/2026 144A	US	USD	560	590	0.00
Grifols	ES	EUR	17	449	0.00
Nutrition & Bioscience 3.268% 15/11/2040 144A	US	USD	401	413	0.00
Mylan 3.75% 15/12/2020	NL	USD	358	358	0.00
Korian RTS 26/10/2020	FR	EUR	1	4	0.00
				16,545	0.09
금융					
BNP Paribas 5.00% 15/01/2021	FR	USD	42,785	43,197	0.24
Gnnnie Mae 3.00% 01/11/2050	US	USD	5,871	6,120	0.03
Bank Of America 1.197% VRN 24/10/2026 MTN	US	USD	5,890	5,893	0.03
Freddie Mac 3.00% 01/11/2050	US	USD	5,035	5,261	0.03
UBS Group 1.008% VRN 30/07/2024 144A	CH	USD	4,720	4,741	0.03
Freddie Mac 4.00% 01/11/2050	US	USD	3,914	4,180	0.02
China Development Bank 3.09% 18/06/2030	CN	CNY	29,366	4,166	0.02
Ginnie Mae 3.50% 01/11/2050	US	USD	3,380	3,563	0.02
UBS Group 1.364% VRN 30/01/2027 144A	CH	USD	3,400	3,393	0.02
Garfunkelux Holdco 3 7.75% 01/11/2025 Reg S	LU	GBP	2,573	3,281	0.02
Wells Fargo Bank 2.082% VRN 09/09/2022	US	USD	2,673	2,712	0.01
Willis North America 3.875% 15/09/2049	US	USD	2,183	2,553	0.01
Garfunkelux Holdco 3 6.75% 01/11/2025 Reg S	LU	EUR	2,196	2,518	0.01
UBS 1.75% 21/04/2022 144A	CH	USD	2,341	2,385	0.01
Willis North America 4.50% 15/09/2028	US	USD	1,914	2,284	0.01
Citigroup 2.666% VRN 29/01/2031	US	USD	1,971	2,072	0.01
Citigroup VRN 2.572% 03/06/2031	US	USD	1,802	1,882	0.01
Freddie Mac 2.50% 01/11/2035	US	USD	1,779	1,849	0.01
Wells Fargo & Co 2.393% VRN 02/06/2028 MTN	US	USD	1,537	1,598	0.01
BNP Paribas 3.052% VRN 13/01/2031 144A	FR	USD	1,120	1,189	0.01
Wells Fargo & Co 5.013% VRN 04/04/2051 MTN	US	USD	679	922	0.01
Danske Bank 5.375% 12/01/2024 Reg S	DK	USD	766	861	0.00
Truist Bank 0.826% FRN 09/03/2023	US	USD	792	798	0.00
Morgan Stanley 5.597% VRN 24/03/2051 GMTN	US	USD	426	646	0.00
Rabobank 4.375% 04/08/2025	NL	USD	560	634	0.00
Bangkok Bank 3.733% VRN 25/09/2034 Reg S	TH	USD	644	633	0.00
Danske Bank 3.001% VRN 20/09/2022 144A	DK	USD	453	461	0.00
UniCredit 7.296% VRN 02/04/2034 Reg S	IT	USD	277	319	0.00
Mapfre 4.375% VRN 31/03/2047	ES	EUR	240	313	0.00
Rabobank 5.25% 04/08/2045	NL	USD	224	304	0.00
MSCI 3.875% 15/02/2031 144A	US	USD	224	234	0.00
QBE Insurance Group 5.875% VRN (Perpetual) Reg S	AU	USD	169	181	0.00
Westpac Banking 5.00% VRN (Perpetual)	AU	USD	109	111	0.00
QBE Insurance Group 5.875% VRN (Perpetual) 144A	AU	USD	21	23	0.00
				111,277	0.61
부동산					
Equinix 2.625% 18/11/2024	US	USD	821	874	0.00
Equinix 2.90% 18/11/2026	US	USD	620	668	0.00
Equinix 2.15% 15/07/2030	US	USD	560	564	0.00
SHK Properties Capital Mks 2.875% 21/01/2030 EMTN	KY	USD	437	459	0.00
Agile Group Holdings 5.75% 02/01/2025 Reg S	KY	USD	267	267	0.00
Yuzhou Properties 8.375% 30/10/2024	KY	USD	239	248	0.00
Vonovia Finance 5.00% 02/10/2023 144A	NL	USD	213	229	0.00
China Evergrande Group 8.90% 24/05/2021	KY	USD	131	126	0.00
Yuzhou Properties 8.50% 26/02/2024	KY	USD	75	78	0.00
				3,513	0.02
정부					
Netherlands 0.00% 29/04/2021	NL	EUR	15,335	17,927	0.10
Italy 1.70% 01/09/2051	IT	EUR	14,726	17,524	0.10
Japan Inflation Linked Bond 0.10% 10/03/2029	JP	JPY	714,665	6,815	0.04
China 2.68% 21/05/2030	CN	CNY	42,912	6,151	0.03
Japan 0.10% 10/03/2028	JP	JPY	608,454	5,844	0.03
China 1.99% 09/04/2025	CN	CNY	40,546	5,799	0.03
European Union 0.00% 04/10/2030 EMTN	SU	EUR	4,505	5,442	0.03
China 3.13% 21/11/2029	CN	CNY	27,523	4,086	0.02
European Union 0.10% 04/10/2040 EMTN	SU	EUR	3,416	4,044	0.02
China 2.94% 17/10/2024	CN	CNY	24,907	3,725	0.02
Italy 2.55% 15/09/2041	IT	EUR	1,161	2,181	0.01
Canada 2.00% 01/11/2020	CA	CAD	1,918	1,441	0.01
Italy 1.25% 15/09/2032	IT	EUR	994	1,354	0.01
Spain 1.00% 31/10/2050 144A	ES	EUR	861	1,020	0.01
Mexico 5.00% 27/04/2051	MX	USD	800	915	0.01
China 2.75% 08/08/2022	CN	CNY	5,444	812	0.00
China 3.25% 22/11/2028	CN	CNY	5,337	797	0.00
China 3.19% 11/04/2024	CN	CNY	3,736	564	0.00
China 3.29% 18/10/2023	CN	CNY	3,558	538	0.00
Italy 1.30% 15/05/2028	IT	EUR	289	383	0.00
				87,362	0.48
주식 연계 채권					
UBS (Oppein Home Group (A)) ELN 15/06/2021	CN	USD	4	66	0.00
CITI (Foshan Haitian Flavouring (A)) ELN 19/02/2021	CN	USD	2	57	0.00
BNP (Focus Media Info (A)) ELN 10/07/2023	CN	USD	19	26	0.00
				149	0.00
커뮤니케이션 서비스					
T-Mobile USA 3.60% 15/11/2060 144A	US	USD	1,769	1,744	0.01
T-Mobile USA 3.50% 15/04/2025 144A	US	USD	1,317	1,444	0.01
Netflix 3.625% 15/05/2027 Reg S	US	EUR	1,001	1,264	0.01
T-Mobile USA 3.875% 15/04/2030 144A	US	USD	608	683	0.00
T-Mobile USA 4.50% 15/04/2050 144A	US	USD	531	625	0.00
Cellnex Telecom	ES	EUR	6	393	0.00
AT&T 3.875% 15/01/2026	US	USD	224	254	0.00
AT&T 4.90% 15/06/2042	US	USD	212	250	0.00
Euskaltel	ES	EUR	5	47	0.00
				6,704	0.04
금융 상품					
Jyske Bank CP 0.23% 06/11/2020	DK	USD	342,281	342,270	1.88
Rentenbank CP 0.1975% 11/01/2021	DE	USD	342,281	342,194	1.88
Expt Imp Bank CP 0.18% 13/01/2021	KR	USD	342,281	342,173	1.88
Agence Centrale CP 0.265% 01/04/2021	FR	USD	342,281	341,906	1.88
MUFG Bank CD 0.23% 06/01/2021	JP	USD	299,496	299,527	1.64
Commonwealth Bank Aus VCD 0.00% 16/11/2020	AU	USD	256,711	256,733	1.41
Swedbank CP 0.50% 06/11/2020	SE	USD	256,711	256,706	1.41
Expt Imp Bank CP 0.21% 23/11/2020	KR	USD	256,711	256,689	1.41
Agence Centrale CP 0.26% 15/01/2021	FR	USD	256,711	256,612	1.41
United Bank CP 0.21% 22/02/2021	SG	USD	256,711	256,549	1.41
MUFG Bank CD 0.21% 03/12/2020	JP	USD	213,926	213,941	1.17
Sumi Trust Bank CD 0.00% 06/11/2020	JP	USD	213,926	213,920	1.17
Western Australia Treasury CP 0.19% 22/01/2021	AU	USD	213,926	213,847	1.17
Toyota Motor Finance CP 0.23% 21/01/2021	NL	USD	213,926	213,833	1.17
HSBC UK Bank CP 0.22% 22/01/2021	GB	USD	213,926	213,830	1.17
KBC Bank CD 0.00% 18/12/2020	BE	USD	171,141	171,272	0.94
National Aus Bank CD 0.70% 02/11/2020	AU	USD	171,141	171,149	0.94
Sumi Trust Bank CD 0.00% 03/11/2020	JP	USD	171,141	171,138	0.94
HSBC CP 0.67% 04/11/2020	FR	USD	171,141	171,138	0.94
SMBC Brussels CP 0.24% 06/11/2020	BE	USD	171,141	171,136	0.94
Expt Imp Bank CP 0.21% 20/11/2020	KR	USD	171,141	171,128	0.94
Treasury Victoria CP 0.18% 18/11/2020	AU	USD	171,141	171,123	0.94
KfW (UGTD) CP 0.305% 04/01/2021	DE	USD	171,141	171,113	0.94
KBC Bank CD 0.00% 08/12/2020	BE	USD	171,141	171,111	0.94
MUFG Bank CD 0.00% 14/12/2020	JP	USD	171,141	171,110	0.94
KBC Bank CD 0.00% 14/12/2020	BE	USD	171,141	171,106	0.94
KBC Bank CD 0.00% 21/12/2020	BE	USD	171,141	171,101	0.94
Agence Centrale CP 0.315% 04/01/2021	FR	USD	171,141	171,096	0.94
Mizuho Bank CD 0.00% 15/12/2020	JP	USD	171,141	171,095	0.94
Kommun Sverige CP 0.28% 15/01/2021	SE	USD	171,141	171,095	0.94
Austria CP 0.00% 15/01/2021	AT	USD	171,141	171,085	0.94
Korea Development Bank CP 0.22% 06/01/2021	KR	USD	171,141	171,075	0.94
Temasek Finance CP 0.20% 04/02/2021	SG	USD	171,141	171,066	0.94
Landeskreditbank CP 0.20% 11/02/2021	DE	USD	171,141	171,050	0.94
Landeskreditbank CP 0.20% 12/02/2021	DE	USD	171,141	171,049	0.94
Sumi Trust Bank CD 0.00% 28/01/2021	JP	USD	171,141	171,047	0.94
HSBC CP 0.36% 08/02/2021	GB	USD	171,141	171,038	0.94
Mizuho Bank CD 0.00% 04/02/2021	JP	USD	171,141	171,031	0.94
United Bank CP 0.20% 26/02/2021	SG	USD	171,141	171,028	0.94
Finland CP 0.00% 17/03/2021	FI	USD	171,141	171,020	0.94
Treasury Victoria CP 0.22% 18/03/2021	AU	USD	171,141	171,007	0.94
Austria CD 0.00% 06/04/2021	AT	USD	171,141	171,006	0.94
National Aus Bank CD 0.00% 16/04/2021	AU	USD	171,141	170,986	0.94
United Bank CP 0.23% 19/04/2021	SG	USD	171,141	170,970	0.94
Swedbank CP 0.2275% 15/04/2021	SE	USD	171,141	170,955	0.94
Rabobank CP 0.23% 29/04/2021	NL	USD	171,141	170,944	0.94
Dexia Credit Local CP 0.32% 01/12/2020	FR	USD	166,862	166,838	0.92
Mizuho Bank CD 0.00% 09/11/2020	JP	USD	128,355	128,349	0.70
TD Bank CD 0.00% 18/12/2020	GB	USD	128,355	128,331	0.70
Sumi Trust Bank CD 0.00% 16/12/2020	JP	USD	128,355	128,331	0.70
Dexia Credit Local CP 0.30% 22/12/2020	FR	USD	128,355	128,325	0.70
HSBC CP 0.24% 06/04/2021	GB	USD	128,355	128,224	0.70
SMBC Brussels CP 0.22% 12/11/2020	BE	USD	119,798	119,792	0.66

현재 투자종목 명세서서 2020년 10월 31일

	국가 코드	CCY	주식 또는 명목	시가(USD)	% 순자산
Allianz CP 0.31% 07/01/2021	DE	USD	119,798	119,759	0.66
Korea Development Bank CP 0.21% 06/01/2021	KR	USD	102,684	102,645	0.56
United Bank CP 0.23% 22/04/2021	SG	USD	94,127	94,031	0.52
Goldman Sachs CD 0.35% 11/01/2021	GB	USD	85,570	85,599	0.47
Goldman Sachs CD 0.265% 08/02/2021	GB	USD	85,570	85,583	0.47
Goldman Sachs CD 0.32% 07/05/2021	GB	USD	85,570	85,581	0.47
KDB Bank CD 0.00% 06/11/2020	KR	USD	85,570	85,567	0.47
Swedbank CP 0.318% 04/12/2020	SE	USD	85,570	85,562	0.47
Mizuho Bank CD 0.00% 20/11/2020	JP	USD	85,570	85,561	0.47
Allianz CP 0.23% 26/02/2021	DE	USD	85,570	85,511	0.47
Mizuho Bank CD 0.00% 29/01/2021	GB	USD	85,570	85,510	0.47
Finland CP 0.00% 17/03/2021	FI	USD	85,570	85,510	0.47
Korea Development Bank CP 0.21% 04/12/2020	KR	USD	64,178	64,167	0.35
Goldman Sachs CD 1.055% 30/04/2021	GB	USD	59,899	60,130	0.33
Goldman Sachs CD 1.05% 04/02/2021	GB	USD	59,899	60,035	0.33
Goldman Sachs CD 0.965% 04/11/2020	GB	USD	59,899	59,906	0.33
				11,668,412	64.04

목록에 없음

유틸리티

TXU Europe Funding 7.00% 30/11/2005 (Defaulted)*	GB	EUR	1,729	0	0.00
TXU Eastern Funding 6.45% 15/05/2005 (Defaulted)*	GB	USD	98	0	0.00
				0	0.00

소재

Farmers Bus Perpetual (Pref'd)*	US	USD	1	44	0.00
FARMERS BU SR F 0% (Pref'd) (Perpetual)*	US	USD	1	29	0.00
				73	0.00

산업재

Blue Skyview 15.758% VRN (Perpetual) (Defaulted)	VG	USD	175	44	0.00
Jain Int'l Trading 7.125% 01/02/2022 (Defaulted)	NL	USD	110	21	0.00
Tradeshift Holdings*	US	USD	2	15	0.00
				80	0.00

정보 기술

Updater CDI*	US	AUD	4	102	0.00
Bytedance*	CN	USD	1	43	0.00
Innoviz Technology Service*	IL	USD	5	40	0.00
Sensetime Group*	CN	USD	93	33	0.00
Nuoxi Capital 5.35% 24/01/2023 (Defaulted)	VG	USD	144	14	0.00
				232	0.00

소비재

Virgin Media Secured Fin. 4.125% 15/08/2030	GB	GBP	2,644	3,359	0.02
Top Wise Excellence 6.00% 16/03/2020 (Defaulted)	VG	USD	168	18	0.00
Surfstitch Group*	AU	AUD	312	0	0.00
				3,377	0.02

건강

China Animal Healthcare*	BM	HKD	22	0	0.00
				0	0.00

금융

Tianjin State-OCI. & Management. 1.60% 17/12/2039*	CN	USD	278	57	0.00
Transferwise*	GB	USD	1	45	0.00
Transferwise (Pref'd)*	GB	USD	1	31	0.00
Yihua Overseas Invest. 8.50% 23/10/2020 (Defaulted)	VG	USD	129	10	0.00
Banco Espirito Santo*	PT	EUR	13	0	0.00
				143	0.00

부동산

Modernland Overseas Pte 6.95% 13/04/2024	SG	USD	115	46	0.00
JGC Ventures 10.75% 30/08/2021 (Defaulted)	SG	USD	103	42	0.00
				88	0.00

커뮤니케이션 서비스

IFLIX*	AU	USD	54	14	0.00
				14	0.00

총 투자 (비용 USD 13,497,728)				13,567,130	74.46

예금

DZ Bank TD 0.08% 02/11/2020	DE	USD	1,463,301	1,463,301	8.03
Bred Banque TD 0.11% 02/11/2020	FR	USD	1,311,673	1,311,673	7.20
Barclays Bank TD 0.05% 02/11/2020	GB	USD	1,190,984	1,190,984	6.54
KBC Bank TD 0.08% 02/11/2020	BE	USD	855,703	855,703	4.70
				4,821,661	26.46
(예금 포함) 총 투자				18,388,791	100.92

신용 디폴트 스왑 (Credit Default Swap)

	CCY	기본 노출	미실현 이익 / (손실)	% USD순자산
매수 보호 Commerzbk 4% 20/12/2025	EUR	3,642	289	0.00
매도 보호 CDX NA HY S35 5 년 20/12/202	USD	5,190	184	0.00
매수 보호 브라질 4.25% 20/12/2025	USD	2,997	170	0.00
매수 보호 Lloyds Bank 4.5% 20/12/2025	EUR	2,228	60	0.00
매수 보호 Repsol Int'l Fin 2.25% 20/12/2025	EUR	4,190	47	0.00
매수 보호 4.375% 20/12/2025	EUR	1,486	47	0.00
매수 보호 Munich Re 7.625% 20/12/2020	EUR	560	(1)	(0.00)
매수 보호 XL Capital Yank 6.25% 20/12/2020	USD	1,120	(2)	(0.00)
매수 보호 Quest Diagnostic 6.95% 20/06/2021	USD	336	(2)	(0.00)
매수 보호 Avnet 4.875% 20/06/2025	USD	560	(5)	(0.00)
매수 보호 Lincoln National 3.35% 20/12/2025	USD	1,286	(6)	(0.00)
매수 보호 Conocophillips 5.9% 20/06/2022	USD	902	(10)	(0.00)
매수 보호 Avnet 4.875% 20/06/2022	USD	877	(10)	(0.00)
매수 보호 Aig International 6.25% 20/12/2025	USD	1,286	(16)	(0.00)
매수 보호 Wells Fargo 3.069% 20/12/2025	USD	1,657	(28)	(0.00)
매수 보호 Dow Chemical 7.375% 20/12/2025	USD	3,532	(52)	(0.00)
매수 보호 Viacomcbs 4.75% 20/12/2025	USD	4,952	(67)	(0.00)
매수 보호 일반사항 Motors 4.875% 20/12/2025	USD	2,777	(493)	(0.00)
			105	0.00

선물환 계약

	기본 노출 USD	미실현 이익 / (손실)	% USD순자산
구입 JPY 판매 USD 에 105.67120 06/11/2020	43,453	461	0.00
구입 USD 판매 EUR 에 1.18657 12/11/2020	24,269	443	0.00
구입 USD 판매 NOK 에 0.11227 12/11/2020	3,666	259	0.00
구입 USD 판매 SEK 에 0.11499 12/11/2020	3,839	85	0.00
구입 USD 판매 NOK 에 0.10554 06/11/2020	11,187	72	0.00
구입 USD 판매 NOK 에 0.10553 03/12/2020	11,185	72	0.00
구입 USD 판매 GBP 에 1.31668 12/11/2020	3,918	64	0.00
구입 USD 판매 EUR 에 1.19905 12/11/2020	1,824	53	0.00
구입 USD 판매 SEK 에 0.11393 12/11/2020	4,013	51	0.00
구입 USD 판매 EUR 에 1.16810 06/11/2020	19,774	50	0.00
구입 USD 판매 CAD 에 0.76029 12/11/2020	3,871	48	0.00
구입 USD 판매 AUD 에 0.71225 06/11/2020	2,936	39	0.00
구입 USD 판매 AUD 에 0.71980 12/11/2020	1,393	33	0.00
구입 USD 판매 EUR 에 1.17262 06/11/2020	4,773	31	0.00
구입 MXN 판매 USD 에 22.43623 06/11/2020	525	29	0.00
구입 USD 판매 GBP 에 1.30363 06/11/2020	4,411	28	0.00
구입 CNY 판매 USD 에 6.79920 06/11/2020	1,731	27	0.00
구입 USD 판매 EUR 에 1.18166 06/11/2020	1,815	26	0.00
구입 USD 판매 AUD 에 0.72481 12/11/2020	826	26	0.00
구입 USD 판매 EUR 에 1.18181 12/11/2020	1,735	25	0.00
구입 CAD 판매 USD 에 1.33863 06/11/2020	4,154	22	0.00
구입 USD 판매 EUR 에 1.19298 12/11/2020	885	21	0.00
구입 USD 판매 GBP 에 1.30368 12/11/2020	3,176	20	0.00
구입 USD 판매 EUR 에 1.18276 12/11/2020	1,182	18	0.00
구입 USD 판매 AUD 에 0.70625 03/12/2020	2,937	13	0.00
구입 USD 판매 EUR 에 1.17604 12/11/2020	1,036	10	0.00
구입 USD 판매 EUR 에 1.17473 06/11/2020	1,179	10	0.00
구입 CNY 판매 USD 에 6.82780 06/11/2020	510	10	0.00
구입 SEK 판매 USD 에 8.90860 12/11/2020	3,926	9	0.00
구입 USD 판매 SEK 에 0.11289 03/12/2020	2,406	8	0.00
구입 USD 판매 GBP 에 1.29760 03/12/2020	5,700	8	0.00
구입 SEK 판매 USD 에 8.90910 06/11/2020	3,722	8	0.00
구입 EUR 판매 AUD 에 0.60593 12/11/2020	1,946	8	0.00
구입 THB 판매 USD 에 31.72250 06/11/2020	377	7	0.00
구입 CNY 판매 USD 에 6.73622 06/11/2020	1,145	7	0.00
구입 CHF 판매 USD 에 0.92171 06/11/2020	1,199	7	0.00
구입 USD 판매 EUR 에 1.18295 12/11/2020	332	5	0.00
구입 ILS 판매 USD 에 3.44058 06/11/2020	518	5	0.00
구입 IDR 판매 USD 에 14970.00003 06/11/2020	235	5	0.00
구입 NOK 판매 USD 에 9.54681 12/11/2020	3,662	4	0.00
구입 USD 판매 NZD 에 0.66610 06/11/2020	521	3	0.00
구입 USD 판매 CAD 에 0.75150 06/11/2020	4,176	3	0.00
구입 NZD 판매 USD 에 1.52024 06/11/2020	517	3	0.00
구입 USD 판매 JPY 에 0.00956 06/11/2020	46,956	2	0.00
구입 SGD 판매 USD 에 1.36963 06/11/2020	639	2	0.00
구입 SEK 판매 EUR 에 10.41988 16/11/2020	342	2	0.00

현재 투자종목 명세서서 2020년 10월 31일

	기본 노출 USD	미실현 이익 / (손실) USD	% 순자산
구입 KRW 판매 USD 에 1168.68000 04/01/2021	59	2	0.00
구입 CNY 판매 USD 에 6.78220 19/01/2021	250	2	0.00
구입 USD 판매 SGD 에 0.73315 06/11/2020	641	1	0.00
구입 USD 판매 MXN 에 0.04712 06/11/2020	554	1	0.00
구입 USD 판매 ILS 에 0.29362 06/11/2020	523	1	0.00
구입 USD 판매 EUR 에 1.19339 12/11/2020	28	1	0.00
구입 USD 판매 EUR 에 1.19106 12/11/2020	23	1	0.00
구입 USD 판매 EUR 에 1.18706 12/11/2020	46	1	0.00
구입 USD 판매 EUR 에 1.17809 12/11/2020	49	1	0.00
구입 USD 판매 DKK 에 0.15695 06/11/2020	388	1	0.00
구입 USD 판매 CHF 에 1.09256 06/11/2020	1,207	1	0.00
구입 SEK 판매 USD 에 9.01063 04/01/2021	62	1	0.00
구입 CHF 판매 EUR 에 1.07699 16/11/2020	160	1	0.00
구입 USD 판매 THB 에 0.03210 06/11/2020	384	0	0.00
구입 USD 판매 PLN 에 0.25293 06/11/2020	220	0	0.00
구입 USD 판매 MYR 에 0.24053 06/11/2020	357	0	0.00
구입 USD 판매 GBP 에 1.29523 12/11/2020	711	0	0.00
구입 USD 판매 EUR 에 1.18162 16/11/2020	4	0	0.00
구입 USD 판매 EUR 에 1.17954 16/11/2020	1	0	0.00
구입 USD 판매 EUR 에 1.17357 16/11/2020	1	0	0.00
구입 USD 판매 EUR 에 1.17260 16/11/2020	1	0	0.00
구입 USD 판매 EUR 에 1.16568 12/11/2020	1,333	0	0.00
구입 USD 판매 EUR 에 1.16547 12/11/2020	862	0	0.00
구입 USD 판매 CNY 에 0.14959 06/11/2020	265	0	0.00
구입 THB 판매 USD 에 31.17100 03/12/2020	384	0	0.00
구입 SGD 판매 USD 에 1.37102 04/01/2021	59	0	0.00
구입 PLN 판매 USD 에 3.95336 03/12/2020	221	0	0.00
구입 PLN 판매 USD 에 3.88560 12/11/2020	16	0	0.00
구입 PLN 판매 USD 에 3.87827 12/11/2020	14	0	0.00
구입 PLN 판매 USD 에 3.80446 12/11/2020	6	0	0.00
구입 MYR 판매 USD 에 4.16100 06/11/2020	356	0	0.00
구입 IDR 판매 USD 에 14815.02003 03/12/2020	238	0	0.00
구입 EUR 판매 USD 에 0.85601 16/11/2020	1	0	0.00
구입 EUR 판매 USD 에 0.85446 04/01/2021	60	0	0.00
구입 EUR 판매 USD 에 0.85197 16/11/2020	1	0	0.00
구입 EUR 판매 USD 에 0.85007 16/11/2020	2	0	0.00
구입 EUR 판매 USD 에 0.84759 16/11/2020	2	0	0.00
구입 EUR 판매 USD 에 0.84583 16/11/2020	12	0	0.00
구입 CNY 판매 USD 에 6.69750 03/12/2020	265	0	0.00
구입 SGD 판매 USD 에 1.36395 03/12/2020	641	(1)	(0.00)
구입 MYR 판매 USD 에 4.16000 03/12/2020	357	(1)	(0.00)
구입 MXN 판매 USD 에 21.28512 03/12/2020	553	(1)	(0.00)
구입 ILS 판매 USD 에 3.40486 03/12/2020	523	(1)	(0.00)
구입 DKK 판매 USD 에 6.36772 03/12/2020	389	(1)	(0.00)
구입 CHF 판매 USD 에 0.91457 03/12/2020	1,209	(1)	(0.00)
구입 USD 판매 IDR 에 0.00007 06/11/2020	240	(2)	(0.00)
구입 PLN 판매 USD 에 3.69688 12/11/2020	26	(2)	(0.00)
구입 JPY 판매 USD 에 104.52440 03/12/2020	46,973	(2)	(0.00)
구입 DKK 판매 USD 에 6.35638 06/11/2020	390	(2)	(0.00)
구입 USD 판매 GBP 에 1.28873 12/11/2020	496	(3)	(0.00)
구입 NZD 판매 USD 에 1.50126 03/12/2020	524	(3)	(0.00)
구입 NOK 판매 EUR 에 10.85198 16/11/2020	121	(3)	(0.00)
구입 CNY 판매 USD 에 6.67519 06/11/2020	1,089	(3)	(0.00)
구입 CAD 판매 USD 에 1.33058 03/12/2020	4,179	(3)	(0.00)
구입 PLN 판매 USD 에 3.88251 06/11/2020	225	(4)	(0.00)
구입 JPY 판매 USD 에 104.41642 06/11/2020	3,046	(4)	(0.00)
구입 EUR 판매 GBP 에 1.09720 16/11/2020	294	(4)	(0.00)
구입 USD 판매 CNY 에 0.14888 06/11/2020	2,073	(7)	(0.00)
구입 SEK 판매 USD 에 8.86079 06/11/2020	2,413	(8)	(0.00)
구입 GBP 판매 USD 에 0.77078 06/11/2020	5,707	(8)	(0.00)
구입 PLN 판매 USD 에 3.72271 12/11/2020	149	(9)	(0.00)
구입 EUR 판매 USD 에 0.84999 06/11/2020	1,075	(10)	(0.00)
구입 USD 판매 GBP 에 1.28423 06/11/2020	1,287	(11)	(0.00)
구입 USD 판매 CNY 에 0.14859 06/11/2020	2,179	(11)	(0.00)
구입 EUR 판매 USD 에 0.85607 12/11/2020	4,619	(11)	(0.00)
구입 EUR 판매 USD 에 0.85037 06/11/2020	1,229	(11)	(0.00)
구입 EUR 판매 AUD 에 0.60190 12/11/2020	4,676	(11)	(0.00)
구입 AUD 판매 USD 에 1.41613 06/11/2020	2,949	(13)	(0.00)
구입 EUR 판매 USD 에 0.84617 12/11/2020	1,100	(15)	(0.00)
구입 USD 판매 JPY 에 0.00949 12/11/2020	2,407	(18)	(0.00)
구입 EUR 판매 USD 에 0.84761 12/11/2020	1,633	(20)	(0.00)
구입 EUR 판매 USD 에 0.84588 06/11/2020	1,390	(20)	(0.00)
구입 EUR 판매 USD 에 0.84284 12/11/2020	1,126	(20)	(0.00)
구입 EUR 판매 USD 에 0.84534 06/11/2020	2,925	(44)	(0.00)
구입 EUR 판매 USD 에 0.84324 12/11/2020	2,671	(46)	(0.00)
구입 EUR 판매 USD 에 0.85559 03/12/2020	19,836	(50)	(0.00)
구입 NOK 판매 USD 에 9.47458 06/11/2020	11,259	(73)	(0.00)
구입 USD 판매 SEK 에 0.11088 06/11/2020	6,135	(89)	(0.00)
구입 EUR 판매 USD 에 0.85346 06/11/2020	21,126	(119)	(0.00)
		1,492	0.01

선물

	CCY	기본 노출	미실현 이익 / (손실) USD	% 순자산
Euro-Bund Bond Future 08/12/2020	EUR	58,922	434	0.00
Long Gilt Bond Future 29/12/2020	GBP	(15,684)	75	0.00
US Long Bond Future 21/12/2020	USD	(1,925)	49	0.00
미국 10 년 Ultra Bond Future 21/12/2020	USD	(2,243)	33	0.00
Euro Stoxx 50 Index Future 18/12/2020	EUR	6	0	0.00
Japan 10 Year Bond Future 14/12/2020	JPY	(782,391)	(3)	(0.00)
US Ultra Bond Future 21/12/2020	USD	267	(10)	(0.00)
US Treasury Note 5 Year Bond Future 31/12/2020	USD	8,112	(18)	(0.00)
Euro-Bobl Bond Future 08/12/2020	EUR	(46)	(46)	(0.00)
US Treasury Note 10 Year Bond Future 21/12/2020	USD	11,909	(58)	(0.00)
Euro-BTP Bond Future 08/12/2020	EUR	(25,513)	(360)	(0.00)
Euro Buxl 30 Year Bond Future 08/12/2020	EUR	(15,467)	(687)	(0.00)
S&P TSX 60 Index Future 17/12/2020	CAD	21,091	(796)	(0.00)
			(1,387)	(0.01)

금리 스왑

	CCY	기본 노출	미실현 이익 / (손실) USD	% 순자산
Pay fixed 0.5986% receive float. (6m WIBO) 08/06/2025	PLN	74,172	(128)	(0.00)
Pay fixed 0.68% receive float. (6m WIBO) 11/05/2025	PLN	73,908	(197)	(0.00)
			(325)	(0.00)

인플레이션 스왑

	CCY	기본 노출	미실현 이익 / (손실) USD	% 순자산
Receive fixed 1.975% pay float. (US CPI) 15/10/2030	USD	1,754	0	0.00
Receive fixed 1.778% pay float. (US CPI) 27/07/2030	USD	2,241	(62)	(0.00)
Receive fixed 1.754% pay float. (US CPI) 03/08/2030	USD	3,704	(122)	(0.00)
			(184)	(0.00)

기타 자산 및 부채	(166,609)	(0.91)
순자산	18,221,883	100.00

Fidelity Target™ 2020 Fund - 계속

현재 투자종목 명세서서 2020년 10월 31일

지역별 배분

국가	국가 코드	% 순자산
독일	DE	14.87
프랑스	FR	14.26
영국	GB	13.22
일본	JP	11.18
벨기에	BE	10.06
호주	AU	7.70
한국	KR	7.05
싱가포르	SG	4.80
미국	US	4.20
스웨덴	SE	3.77
네덜란드	NL	2.43
덴마크	DK	1.92
오스트리아	AT	1.88
핀란드	FI	1.44
아일랜드	IE	0.74
중국	CN	0.30
초 국가	SU	0.19
이탈리아	IT	0.16
노르웨이	NO	0.14
케이맨 제도	KY	0.13
룩셈부르크	LU	0.11
스위스	CH	0.09
인도네시아	ID	0.06
홍콩	HK	0.05
스페인	ES	0.05
버진 아일랜드 (영국령)	VG	0.03
캐나다	CA	0.02
인도	IN	0.02
모리셔스	MU	0.01
태국	TH	0.01
Saudi Arabia	SA	0.01
뉴질랜드	NZ	0.01
멕시코	MX	0.01
버뮤다	BM	0.00
대만	TW	0.00
스리랑카	LK	0.00
필리핀	PH	0.00
포르투갈	PT	0.00
남아프리카 공화국	ZA	0.00
몽골리아	MN	0.00
말레이시아	MY	0.00
모나코	MC	0.00
이스라엘	IL	0.00
현금 및 기타 순 부채		(0.91)

Fidelity Target™ 2020 (Euro) Fund [4]

현재 투자종목 명세서서 2020년 10월 31일

공인된 주식 또는 공식 증권거래소에서 거래됨

에너지

	국가 코드	CCY	주식 또는 명목	시장 가격 EUR순	% 자산
Repsol International Fin. 4.247% VRN (Perpetual)	NL	EUR	74,480	75,691	0.06
BP Capital Markets 3.625% VRN (Perpetual)	GB	EUR	62,391	64,177	0.05
Eni 3.375% VRN (Perpetual)	IT	EUR	57,996	57,504	0.05
Equinor 3.125% 06/04/2030	NO	USD	1,884	1,790	0.00
Marathon Petroleum 6.50% 01/03/2041	US	USD	1,668	1,674	0.00
Marathon Petroleum	US	USD	61	1,485	0.00
Eni 2.625% VRN (Perpetual)	IT	EUR	1,472	1,460	0.00
Energy Transfer Operating 6.25% 15/04/2049	US	USD	1,576	1,427	0.00
Cespa Finance 2.25% 13/02/2026 EMTN	ES	EUR	1,276	1,331	0.00
Chevron	US	USD	22	1,302	0.00
Equinor 3.70% 06/04/2050	NO	USD	1,289	1,235	0.00
ONEOK 3.40% 01/09/2029	US	USD	1,472	1,231	0.00
ONEOK 7.50% 01/09/2023	US	USD	1,234	1,205	0.00
Shell International Fin. 1.25% 11/11/2032 EMTN	NL	EUR	1,108	1,204	0.00
Shell Int'l Finance 3.25% 06/04/2050	NL	USD	1,290	1,147	0.00
Hess 5.80% 01/04/2047	US	USD	1,030	991	0.00
BP Capital Markets 3.161% 17/03/2021 EMTN	GB	USD	1,142	989	0.00
Hessen 5.60% 15/02/2041	US	USD	981	903	0.00
Saudi Arabian Oil 2.75% 16/04/2022 Reg S	SA	USD	1,005	883	0.00
Delek & Avner Tamar Bond 5.412% 30/12/2025	IL	USD	981	865	0.00
Energy Transfer Operating 6.00% 15/06/2048	US	USD	936	824	0.00
Energy Transfer Operating 5.00% 15/05/2050	US	USD	996	798	0.00
Valero Energy 2.70% 15/04/2023	US	USD	761	672	0.00
Pertamina Persero 3.10% 27/08/2030 Reg S	ID	USD	735	654	0.00
BP Capital Markets 1.00% 28/04/2023	GB	GBP	578	645	0.00
Pioneer Natural Resources 1.90% 15/08/2030	US	USD	761	613	0.00
BP Capital Markets 4.375% VRN (Perpetual)	GB	USD	688	611	0.00
Energy Transfer Operating 5.25% 15/04/2029	US	USD	639	595	0.00
Equinor 2.38% 22/05/2030	NO	USD	618	554	0.00
Energy Transfer Operating 4.05% 15/03/2025	US	USD	472	426	0.00
Equinor 1.375% 22/05/2032 EMTN	NO	EUR	370	409	0.00
Energy Transfer Operating 4.50% 15/04/2024	US	USD	354	323	0.00
Chevron 3.078% 11/05/2050	US	USD	247	220	0.00
Pertamina Persero 6.50% 27/05/2041 Reg S	ID	USD	179	198	0.00
Pertamina Persero 6.00% 03/05/2042 Reg S	ID	USD	179	187	0.00
				226,223	0.18

유틸리티

	국가 코드	CCY	주식 또는 명목	시장 가격 EUR순	% 자산
Innogy Finance 0.75% 30/11/2022 EMTN	NL	EUR	663,504	675,942	0.53
Enel Finance International 0.00% 17/06/2024 EMTN	NL	EUR	663,504	666,271	0.52
NextEra Energy	US	USD	130	8,214	0.01
Innogy Finance 6.25% 03/06/2030 EMTN	NL	GBP	1,668	2,631	0.00
Enel 8.75% VRN 24/09/2073	IT	USD	2,551	2,529	0.00
DWR Cymru Financing UK 1.625% 31/03/2026 EMTN	GB	GBP	1,838	2,067	0.00
NGG Finance 5.625% VRN 18/06/2073	GB	GBP	1,472	1,850	0.00
American Water Works	US	USD	14	1,841	0.00
CMS Energy	US	USD	30	1,648	0.00
EDF 3.375% VRN (Perpetual)	FR	EUR	1,570	1,544	0.00
SP Powerassets 3.00% 26/09/2027 Reg S	SG	USD	1,619	1,523	0.00
EDF 6.00% VRN (Perpetual) EMTN	FR	GBP	1,227	1,482	0.00
Iberdrola International 2.250% VRN (Perpetual)	NL	EUR	1,472	1,472	0.00
Edison International 5.75% 15/06/2027	US	USD	1,472	1,436	0.00
Tennet Holdings 2.995% VRN (Perpetual)	NL	EUR	1,374	1,420	0.00
NextEra Energy Capital Holdings 2.75% 01/11/2029	US	USD	1,472	1,359	0.00
NextEra Energy Capital 2.25% 01/06/2030	US	USD	1,040	924	0.00
Tennet Holdings 2.374% VRN (Perpetual)	NL	EUR	886	892	0.00
EDF 4.00% VRN (Perpetual)	FR	EUR	834	868	0.00
CLP Power Hong Kong Fin. 2.125% 30/06/2030 EMTN	VG	USD	810	699	0.00
Severn Trent Utilities Fin. 2.00% 02/06/2040 EMTN	GB	GBP	535	626	0.00
EDP Finance 8.625% 04/01/2024 EMTN	NL	GBP	344	473	0.00
				1,377,711	1.08

소재

	국가 코드	CCY	주식 또는 명목	시장 가격 EUR순	% 자산
Air Products and Chemicals	US	USD	32	7,608	0.01
Ashland 6.875% 15/05/2043	US	USD	2,259	2,493	0.00
DuPont de Nemours	US	USD	43	2,105	0.00
Shin-Etsu Chemical	JP	JPY	17	1,937	0.00
Indonesia 5.71% 15/11/2023 Reg S	ID	USD	1,725	1,631	0.00
Gold Fields Orogen Hldgs 6.125% 15/05/2029 Reg S	VG	USD	1,472	1,510	0.00
Suzano Austria 3.75% 15/01/2031	AT	USD	1,496	1,321	0.00
Arcelormittal 7.25% 15/10/2039	LU	USD	1,253	1,316	0.00
Internatinl Flavors & Fragrances 1.80% 25/09/2026	US	EUR	1,227	1,308	0.00
DS Smith 1.375% 26/07/2024	GB	EUR	1,227	1,263	0.00
DuPont de Nemours 2.169% 01/05/2023	US	USD	1,329	1,152	0.00
Ball 5.25% 01/07/2025	US	USD	1,149	1,117	0.00
Kansai Paint	JP	JPY	47	1,038	0.00
Ball 1.50% 15/03/2027	US	EUR	981	966	0.00
LYB International Finance 3.80% 10/01/2060	US	USD	1,138	946	0.00
Sumitomo Metal Mining	JP	JPY	35	922	0.00
Indonesia 5.23% 15/11/2021 Reg S	ID	USD	860	768	0.00
LYB International Finance 3.375% 01/10/2040	US	USD	768	656	0.00
Air Water	JP	JPY	40	495	0.00
Sig Combib 2.125% 18/06/2025 Reg S	LU	EUR	451	461	0.00
Sumitomo Bakelite	JP	JPY	19	457	0.00
Inalum 6.53% 15/11/2028 Reg S	ID	USD	392	411	0.00
Fuso Chemical	JP	JPY	10	288	0.00
DS Smith 0.875% 12/09/2026 EMTN	GB	EUR	245	247	0.00
				32,416	0.03

산업재

	국가 코드	CCY	주식 또는 명목	시장 가격 EUR순	% 자산
Honeywell International 0.00% 10/03/2024	US	EUR	1,327,008	1,333,136	1.04
Siemens Financier 0.125% 05/06/2022 EMTN	NL	EUR	663,504	667,883	0.52
Norfolk Southern	US	USD	38	6,712	0.01
Allison Transmission Holdings	US	USD	192	5,837	0.00
Daikin Industries	JP	JPY	33	5,295	0.00
Johnson Controls International	US	USD	121	4,351	0.00
Nidec	JP	JPY	50	4,341	0.00
MISUMI Group	JP	JPY	166	4,237	0.00
TransUnion	US	USD	61	4,126	0.00
Daifuku	JP	JPY	40	3,545	0.00
Makita	JP	JPY	89	3,380	0.00
Recruit Holdings	JP	JPY	95	3,091	0.00
ITOCHU	JP	JPY	148	3,056	0.00
SMC	JP	JPY	6	2,736	0.00
MTR 1.625% 19/08/2030 EMTN	HK	USD	2,453	2,058	0.00
JB Hunt Transport Services	US	USD	19	2,014	0.00
DP World 2.375% 25/09/2026 Reg S	AE	EUR	1,962	1,981	0.00
WW Grainger	US	USD	6	1,872	0.00
Schaeffler Finance 3.25% 15/05/2025 Reg S	NL	EUR	1,717	1,743	0.00
Holding d'Infrastructures 2.50% 04/05/2027 EMTN	FR	EUR	1,472	1,603	0.00
AA Bond 2.75% 31/07/2023 EMTN	GB	GBP	1,472	1,584	0.00
THK	JP	JPY	68	1,556	0.00
FANUC	JP	JPY	8	1,534	0.00
Xylem 2.25% 30/01/2031	US	USD	1,321	1,187	0.00
Heathrow Funding 5.225% 15/02/2023 Reg S	GB	GBP	981	1,168	0.00
Holding d'Infrastructures 1.625% 27/11/2027 EMTN	FR	EUR	1,079	1,116	0.00
Ryanair 1.125% 15/08/2023 EMTN	IE	EUR	1,141	1,092	0.00
Mexico City Airport Trust 5.50% 31/07/2047 Reg S	MX	USD	1,276	939	0.00
Boeing 4.875% 01/05/2025	US	USD	981	917	0.00
National Express Group 2.375% 20/11/2028	GB	GBP	834	912	0.00
Easyjet 1.75% 09/02/2023 EMTN	GB	EUR	981	904	0.00
Ashtead Capital 4.375% 15/08/2027 144A	US	USD	981	884	0.00
General Electric 4.35% 01/05/2050	US	USD	963	882	0.00
Hitachi Construction Machinery	JP	JPY	41	865	0.00
SHO-BOND Holdings	JP	JPY	19	801	0.00
Airbus 2.375% 09/06/2040 EMTN	NL	EUR	742	776	0.00
Penta-Ocean Construction	JP	JPY	137	748	0.00
Boeing 3.10% 01/05/2026	US	USD	761	661	0.00
Ashtead Capital 4.125% 15/08/2025 144A	US	USD	746	659	0.00
RAC Bond 4.87% 06/05/2026 EMTN	GB	GBP	540	608	0.00
Southwest Airlines 5.125% 15/06/2027	US	USD	591	565	0.00
Ryanair 2.875% 15/09/2025 EMTN	IE	EUR	564	564	0.00
Trusco Nakayama	JP	JPY	23	513	0.00
Heathrow Funding 2.75% 13/10/2031 EMTN	GB	GBP	445	494	0.00
Rolls-Royce 5.75% 15/10/2027 Reg S	GB	GBP	440	491	0.00
UT Group	JP	JPY	18	481	0.00
COMSYS Holdings	JP	JPY	22	481	0.00
Harmonic Drive Systems	JP	JPY	8	465	0.00
Heathrow Funding 9.20% 29/03/2021 EMTN	GB	GBP	392	449	0.00
Rolls-Royce 5.75% 15/10/2027 144A	GB	USD	457	398	0.00
Hitachi Transport System	JP	JPY	10	274	0.00
Yaskawa Electric	JP	JPY	8	264	0.00
CKD	JP	JPY	18	261	0.00
Fuji Electric	JP	JPY	10	255	0.00
Kubota	JP	JPY	16	240	0.00
L3 Technologies 3.85% 15/12/2026	US	USD	245	238	0.00
Nomura	JP	JPY	31	174	0.00
Ushio	JP	JPY	16	157	0.00
Boeing 2.50% 01/03/2025	US	USD	152	130	0.00
Kito	JP	JPY	11	118	0.00
Raito Kogyo	JP	JPY	8	96	0.00
				2,089,898	1.64

정보 기술

	국가 코드	CCY	주식 또는 명목	시장 가격 EUR순	% 자산
Fidelity National Info. Services 0.75% 21/05/2023	US	EUR	926,251	946,775	0.74
Fidelity National Info. Services 0.40% 15/01/2021	US	EUR	663,504	663,946	0.52
Infineon Tech. 2.00% 24/06/2032 EMTN	DE	EUR	46,307	50,319	0.04
Microsoft	US	USD	124	21,362	0.02
Alphabet (A)	US	USD	10	13,692	0.01
Apple	US	USD	138	12,879	0.01
Visa	US	USD	60	9,256	0.01
Facebook	US	USD	38	8,762	0.01

* 이사회 결정으로 가격이 책정된 유가증권.
전체 주석 목록은 6페이지에 나와 있습니다.
별첨 재무제표에 대한 주석은 본 재무제표의 중요한 일부입니다. 투자종목 명세서 및 지역별 배분의 순자산 비율은 반올림되었습니다.

현재 투자종목 명세서서 2020년 10월 31일

	국가 코드	CCY	주식 또는 명목	시장 가격 EUR순	% 자산
NXP Semiconductors	NL	USD	62	7,182	0.01
Intel	US	USD	158	5,960	0.00
Keyence	JP	JPY	15	5,733	0.00
Salesforce.com	US	USD	23	4,600	0.00
Qualcomm	US	USD	40	4,178	0.00
Murata Manufacturing	JP	JPY	59	3,572	0.00
Shimadzu	JP	JPY	145	3,557	0.00
VMware	US	USD	28	3,058	0.00
Tokyo Electron	JP	JPY	13	3,017	0.00
Lam Research	US	USD	10	3,017	0.00
Azbil	JP	JPY	85	2,972	0.00
Hamamatsu Photonics KK	JP	JPY	67	2,885	0.00
Disco	JP	JPY	11	2,526	0.00
TDK	JP	JPY	24	2,420	0.00
Fidelity National Information Services	US	USD	22	2,308	0.00
Edenred 1.375% 18/06/2029	FR	EUR	1,864	1,982	0.00
Tencent Holdings 1.81% 26/01/2026 Reg S	KY	USD	1,831	1,596	0.00
SAP SE 0.375% 18/05/2029	DE	EUR	1,423	1,463	0.00
RingCentral	US	USD	6	1,353	0.00
Yokogawa Electric	JP	JPY	104	1,309	0.00
Iriso Electronics	JP	JPY	37	1,220	0.00
International Business Machines 7.00% 30/10/2025	US	USD	981	1,088	0.00
Rohm	JP	JPY	16	1,079	0.00
PayPal Holdings 2.85% 01/10/2029	US	USD	1,141	1,070	0.00
Hitachi	JP	JPY	36	1,048	0.00
VMware 4.70% 15/05/2030	US	USD	984	999	0.00
Amadeus IT Group 1.50% 09/04/2025	ES	EUR	792	936	0.00
Renesas Electronics	JP	JPY	121	858	0.00
Hewlett Packard Enterprise 6.20% 15/10/2035	US	USD	736	789	0.00
Taiyo Yuden	JP	JPY	22	692	0.00
VMware 4.65% 15/05/2027	US	USD	611	609	0.00
VMware 4.50% 15/05/2025	US	USD	608	592	0.00
SCREEN Holdings	JP	JPY	12	564	0.00
NEC	JP	JPY	11	460	0.00
Infineon Tech. 2.875% VRN (Perpetual) EMTN	DE	EUR	441	440	0.00
Fujitsu	JP	JPY	3	274	0.00
Horiba	JP	JPY	5	218	0.00
NEC Networks & System Integration	JP	JPY	14	207	0.00
Z Holdings	JP	JPY	27	160	0.00
Itochu Techno-Solutions	JP	JPY	5	159	0.00
Digital Garage	JP	JPY	5	158	0.00
Nomura Research Institute	JP	JPY	6	152	0.00
Alps Electric	JP	JPY	10	121	0.00
Otsuka	JP	JPY	3	108	0.00
Obic	JP	JPY	1	83	0.00
NET One Systems	JP	JPY	1	14	0.00
				1,805,777	1.41

소비재

Sky 1.50% 15/09/2021 EMTN	GB	EUR	1,327,008	1,348,793	1.06
RELX Finance 0.00% 18/03/2024	NL	EUR	1,327,008	1,332,526	1.04
McDonald's 4.00% 17/02/2021 EMTN	US	EUR	663,504	671,690	0.53
BMW Finance 0.125% 12/01/2021 EMTN	NL	EUR	663,504	664,070	0.52
Volkswagen Fin. Services 3.375% 06/04/2028 EMTN	DE	EUR	38,921	46,163	0.04
Amazon.com	US	USD	6	14,694	0.01
Charter Communications	US	USD	16	8,144	0.01
McDonald's	US	USD	34	6,186	0.00
Booking Holdings	US	USD	4	6,034	0.00
Nike	US	USD	50	5,152	0.00
Shimano	JP	JPY	24	4,652	0.00
Lowe's Cos	US	USD	29	3,948	0.00
Fast Retailing	JP	JPY	6	3,754	0.00
Volkswagen Int'l Finance 4.125% 16/11/2038	NL	EUR	2,542	3,532	0.00
NVR	US	USD	1	3,014	0.00
Stanley Electric	JP	JPY	121	2,963	0.00
Liberty Media Group	US	USD	84	2,566	0.00
Lennar 5.875% 15/11/2024	US	USD	2,619	2,532	0.00
Volkswagen Int'l Finance 3.375% VRN (Perpetual)	NL	EUR	2,502	2,519	0.00
CPUK Finance 3.69% 28/02/2028	GB	GBP	1,962	2,248	0.00
Time Warner Cable 5.25% 15/07/2042	US	GBP	1,499	2,187	0.00
AutoZone	US	USD	2	1,922	0.00
Pan Pacific International Holdings	JP	JPY	102	1,859	0.00
Papa John's International	US	USD	27	1,731	0.00
Volkswagen Int'l Finance 3.875% VRN (Perpetual)	NL	EUR	1,570	1,586	0.00
SES SA . 5.625% VRN (Perpetual)	LU	EUR	1,472	1,572	0.00
Activision Blizzard	US	USD	24	1,524	0.00
Toyo Tire & Rubber	JP	JPY	116	1,482	0.00
InterContinental Hotel Grp. 3.375% 08/10/2028 EMTN	GB	GBP	1,308	1,460	0.00
Informa 2.125% 06/10/2025 EMTN	GB	EUR	1,325	1,332	0.00
Toll Brothers Finance 3.80% 01/11/2029	US	USD	1,439	1,315	0.00
Pearson Funding 3.75% 04/06/2030	GB	GBP	1,098	1,314	0.00
JD.com 4.125% 14/01/2050	KY	USD	1,325	1,226	0.00
Meituan 2.125% 28/10/2025 Reg S	KY	USD	1,322	1,137	0.00
Nifco	JP	JPY	44	1,127	0.00
Suzuki Motor	JP	JPY	29	1,074	0.00
Prosus 3.68% 21/01/2030 Reg S	NL	USD	1,126	1,054	0.00
Home Depot 3.30% 15/04/2040	US	USD	981	959	0.00
Chanel Ceres 1.00% 31/07/2031	GB	EUR	922	950	0.00
Prosus 5.50% 21/07/2025 Reg S	NL	USD	913	902	0.00
Time Warner Cable 5.75% 02/06/2031	US	GBP	630	900	0.00
Honda Motor	JP	JPY	41	831	0.00
Koito Manufacturing	JP	JPY	20	812	0.00
UPCB Finance VII 3.625% 15/06/2029 Reg S	KY	EUR	788	790	0.00
Meituan 3.05% 28/10/2030 Reg S	KY	USD	917	786	0.00
Denso	JP	JPY	20	784	0.00
Toll Brothers Finance 4.875% 15/11/2025	US	USD	761	726	0.00
Greene King Finance 5.318% 15/09/2031	GB	GBP	579	696	0.00
General Motors 6.80% 01/10/2027	US	USD	600	633	0.00
Kohl's 9.50% 15/05/2025	US	USD	613	632	0.00
Schaeffler 2.875% 26/03/2027 EMTN	DE	EUR	631	631	0.00
General Motors 6.125% 01/10/2025	US	USD	609	612	0.00
Prosus 4.027% 03/08/2050 Reg S	NL	USD	506	446	0.00
Dufry One 1.00% 04/05/2023	NL	CHF	365	423	0.00
Toll Brothers Finance 4.375% 15/04/2023	US	USD	457	411	0.00
General Motors Financial 4.375% 25/09/2021	US	USD	449	397	0.00
Lennar 4.75% 29/11/2027	US	USD	374	368	0.00
Subaru	JP	JPY	21	335	0.00
PulteGroup 5.50% 01/03/2026	US	USD	304	301	0.00
Sony	JP	JPY	4	253	0.00
Toll Brothers Finance 4.35% 15/02/2028	US	USD	152	144	0.00
Oriental Land	JP	JPY	1	98	0.00
JINS	JP	JPY	1	68	0.00
Rakuten	JP	JPY	7	55	0.00
				4,175,025	3.27

소비재

BAT Int'l Finance 4.875% 24/02/2021 EMTN	GB	EUR	1,327,008	1,347,377	1.06
Altria Group 1.00% 15/02/2023	US	EUR	995,256	1,017,279	0.80
Walmart	US	USD	60	7,115	0.01
Coca-Cola	US	USD	168	6,879	0.01
Altria Group 2.20% 15/06/2027	US	EUR	1,918	2,090	0.00
Altria Group 5.80% 14/02/2039	US	USD	1,447	1,578	0.00
BAT Capital 2.726% 25/03/2031	US	USD	1,284	1,090	0.00
Welcia Holdings	JP	JPY	28	945	0.00
Kao	JP	JPY	14	866	0.00
BAT Capital 2.259% 25/03/2028	US	USD	764	656	0.00
Sakata Seed	JP	JPY	18	553	0.00
AB InBEV Worldwide 5.80% 23/01/2059	US	USD	336	405	0.00
Altria Group 4.80% 14/02/2029	US	USD	304	308	0.00
Shiseido	JP	JPY	4	217	0.00
				2,387,358	1.87

건강

Bayer 0.375% 06/07/2024	DE	EUR	597,154	605,161	0.47
Abbott Ireland Financing 0.875% 27/09/2023	IE	EUR	497,628	513,584	0.40
Bayer 1.375% 06/07/2032	DE	EUR	104,920	109,180	0.09
Becton Dickinson Euro Finance 1.208% 04/06/2026	LU	EUR	82,009	85,153	0.07
Medtronic 1.375% 15/10/2040	LU	EUR	63,186	65,696	0.05
Mylan 3.125% 22/11/2028	NL	EUR	50,951	59,521	0.05
Takeda Pharmaceutical 1.375% 09/07/2032	JP	EUR	48,574	51,352	0.04
Takeda Pharmaceutical 2.00% 09/07/2040	JP	EUR	39,831	43,459	0.03
Baxter International	US	USD	95	6,284	0.00
AbbVie	US	USD	85	6,123	0.00
UnitedHealth Group	US	USD	22	5,877	0.00
Thermo Fisher Scientific	US	USD	14	5,623	0.00
ICON	IE	USD	32	4,952	0.00
Zimmer Biomet Holdings	US	USD	43	4,917	0.00
HCA Healthcare	US	USD	42	4,403	0.00
Olympus	JP	JPY	216	3,545	0.00
Hoya	JP	JPY	30	2,930	0.00
Santen Pharmaceutical	JP	JPY	165	2,517	0.00
AbbVie 4.875% 14/11/2048	US	USD	2,236	2,436	0.00
HCA 5.25% 15/06/2026	US	USD	2,244	2,245	0.00
Becton Dickinson 1.90% 15/12/2026	US	EUR	1,988	2,138	0.00
Nippon Shinyaku	JP	JPY	32	1,972	0.00
Cigna 3.40% 15/03/2050	US	USD	1,748	1,584	0.00
Philips 1.375% 30/03/2025 EMTN	NL	EUR	1,472	1,563	0.00
Aetna 2.80% 15/06/2023	US	USD	1,624	1,465	0.00
Thermo Fisher Scientific 1.95% 24/07/2029	US	EUR	1,237	1,411	0.00
Merck KGaA 1.625% VRN 09/09/2080	DE	EUR	1,030	1,025	0.00
Eisai	JP	JPY	14	946	0.00
Becton Dickinson 3.30% 01/03/2023	US	USD	1,016	913	0.00
Unitedhealth Group 2.90% 15/05/2050	US	USD	981	882	0.00
Becton Dickinson 3.125% 08/11/2021	US	USD	953	839	0.00
Arena Pharmaceuticals	US	USD	11	838	0.00
AbbVie 2.90% 06/11/2022	US	USD	913	822	0.00
Cigna 4.90% 15/12/2048	US	USD	736	813	0.00
Ascendis Pharma ADR	DK	USD	6	785	0.00

현재 투자종목 명세서서 2020년 10월 31일

	국가 코드	CCY	주식 또는 명목	시장 가격 EUR순	% 자산
Cigna 2.40% 15/03/2030	US	USD	822	732	0.00
Krystal Biotech	US	USD	19	721	0.00
Apellis Pharmaceuticals	US	USD	26	710	0.00
Aprea Therapeutics	US	USD	36	672	0.00
AbbVie 4.70% 14/05/2045	US	USD	624	651	0.00
Exelixis	US	USD	37	643	0.00
Smith & Nephew 2.032% 14/10/2030	GB	USD	644	550	0.00
Bayer 2.375% VRN 12/11/2079	DE	EUR	548	534	0.00
AbbVie 1.25% 18/11/2031	US	EUR	491	526	0.00
Aetna 4.75% 15/03/2044	US	USD	457	476	0.00
Sutro Biopharma	US	USD	40	439	0.00
AbbVie 4.50% 14/05/2035	US	USD	373	388	0.00
Teva Pharmaceutical Fin. 1.875% 31/03/2027	NL	EUR	448	382	0.00
Mylan 2.25% 22/11/2024	NL	EUR	284	304	0.00
Teva Pharmaceutical Finance 1.625% 15/10/2028	NL	EUR	369	299	0.00
Eiken Chemical	JP	JPY	1	9	0.00
				1,610,990	1.26

금융

	국가 코드	CCY	주식 또는 명목	시장 가격 EUR순	% 자산
Morgan Stanley 1.00% 02/12/2022 GMTN	US	EUR	1,327,008	1,358,511	1.06
UBS 0.625% 23/01/2023 GMTN	CH	EUR	1,327,008	1,352,043	1.06
Bank of America 1.379% VRN 07/02/2025 EMTN	US	EUR	995,256	1,035,656	0.81
Danske Bank 1.375% VRN 24/05/2023	DK	EUR	995,256	1,014,036	0.79
Metropolitan Life Global 0.875% 20/01/2022 EMTN	US	EUR	995,256	1,009,184	0.79
FCA Bank Ireland 1.25% 21/06/2022 EMTN	IT	EUR	962,081	981,654	0.77
KBC Group 1.125% 25/01/2024 EMTN	BE	EUR	663,504	687,009	0.54
BFCM 0.75% 15/06/2023 EMTN	FR	EUR	663,504	680,815	0.53
Korea Development Bank 0.625% 17/07/2023	KR	EUR	663,504	678,106	0.53
DNB Bank 4.375% 24/02/2021 EMTN	NO	EUR	663,504	673,508	0.53
Swedbank 0.25% 07/11/2022 GMTN	SE	EUR	663,504	669,721	0.52
Barclays 3.375% VRN 02/04/2025 EMTN	GB	EUR	615,732	669,380	0.52
Volkswagen Bank 0.375% 05/07/2022 EMTN	DE	EUR	663,504	668,385	0.52
Goldman Sachs Group 0.041% FRN 21/04/2023 EMTN	US	EUR	663,504	664,406	0.52
HSBC Holdings 0.422% FRN 04/12/2021 EMTN	GB	EUR	663,504	663,945	0.52
NatWest Markets 0.233% FRN 18/06/2021 EMTN	GB	EUR	398,102	399,430	0.31
Lloyds Banking Group 0.75% 09/11/2021 EMTN	GB	EUR	342,368	345,257	0.27
Westpac Banking 0.75% 17/10/2023 EMTN	AU	EUR	331,752	341,242	0.27
BPCE 1.125% 18/01/2023 EMTN	FR	EUR	331,752	339,996	0.27
Rabobank 0.625% 27/02/2024 EMTN	NL	EUR	331,752	338,733	0.27
Volkswagen Bank 0.955% FRN 01/08/2022 EMTN	DE	EUR	331,752	336,154	0.26
FCA Bank Ireland 1.00% 21/02/2022 EMTN	IT	EUR	331,752	336,146	0.26
Berkshire Hathaway 0.00% 12/03/2025	US	EUR	295,923	296,895	0.23
Mitsubishi UFJ Financial Group 0.978% 09/06/2024	JP	EUR	287,961	296,788	0.23
Volkswagen Bank 0.625% 08/09/2021 EMTN	DE	EUR	265,402	267,500	0.21
Metropolitan Life Global 0.375% 09/04/2024	US	EUR	248,814	252,852	0.20
Santander UK 0.875% 25/11/2020 EMTN	GB	EUR	232,226	232,419	0.18
Citigroup 0.339% FRN 24/05/2021 EMTN	US	EUR	199,051	199,917	0.16
AIB Group 2.875% VRN 30/05/2031 EMTN	IE	EUR	117,805	118,725	0.09
Commerzbank 4.00% 23/03/2026 EMTN	DE	EUR	95,205	100,840	0.08
Sampo 2.50% VRN 03/09/2052 EMTN	FI	EUR	87,107	88,902	0.07
Danske Bank 2.50% VRN 21/06/2029 EMTN	DK	EUR	82,048	85,631	0.07
Lloyds Banking Group 4.50% VRN 18/03/2030 EMTN	GB	EUR	47,732	53,368	0.04
UniCredit 2.731% VRN 15/01/2032	IT	EUR	44,623	41,506	0.03
UBS Group 0.25% VRN 05/11/2028 EMTN	CH	EUR	41,171	40,782	0.03
Nationwide Bldg. Soc. 2.00% VRN 25/07/2029 EMTN	GB	EUR	33,957	35,010	0.03
Citigrooup 1.25% VRN 06/07/2026 EMTN	US	EUR	31,573	32,872	0.03
Kreditanstalt 2.125% 15/06/2022	DE	USD	12,178	10,777	0.01
JPMorgan Chase	US	USD	104	8,657	0.01
IBRD 0.50% 28/10/2025	SU	USD	9,134	7,825	0.01
Morgan Stanley	US	USD	141	5,777	0.00
KfW 0.375% 18/07/2025	DE	USD	5,876	5,020	0.00
Arthur J Gallagher	US	USD	53	4,705	0.00
Bank OZK	US	USD	176	3,663	0.00
Westfield Stratford City Fin 1.642% 04/08/2026	GB	GBP	3,176	3,558	0.00
Morgan Stanley 2.75% 19/05/2022	US	USD	3,912	3,480	0.00
Tokio Marine Holdings	JP	JPY	87	3,324	0.00
IBRD 0.125% 03/01/2051 GMTN	SU	EUR	3,171	3,121	0.00
Discover Financial Services	US	USD	56	3,026	0.00
Lloyds Bank 7.625% 22/04/2025 EMTN	GB	GBP	1,962	2,764	0.00
Inter-American Dev. Bank 0.625% 15/07/2025	SU	USD	2,831	2,440	0.00
Wellcome Trust 1.125% 21/01/2027	GB	EUR	2,208	2,379	0.00
Assurant	US	USD	22	2,319	0.00
HSBC Holdings 7.00% 07/04/2038 EMTN	GB	GBP	1,374	2,234	0.00
Toyota Motor Credit 2.15% 13/02/2030 MTN	US	USD	2,453	2,214	0.00
Barclays 4.61% VRN 15/02/2023	GB	USD	2,355	2,118	0.00
CommBank Aus. 1.936% VRN 03/10/2029 EMTN	AU	EUR	1,962	2,036	0.00
FCA Bank Ireland 0.50% 13/09/2024 EMTN	IT	EUR	1,962	1,971	0.00
KBC Group 0.50% VRN 03/12/2029 EMTN	BE	EUR	1,962	1,922	0.00
European Investment Bank 0.625% 21/10/2027	SU	USD	2,039	1,737	0.00
Roadster Finance DAC 1.625% 09/12/2024 EMTN	IE	EUR	1,717	1,710	0.00
Intercontinental Exchange 0.70% 15/06/2023	US	USD	1,960	1,693	0.00
ICBCIL Finance 1.75% 25/08/2025 EMTN	HK	USD	1,962	1,676	0.00
Standard Chartered 1.354% FRN 14/10/2023 144A	GB	USD	1,735	1,499	0.00
Goldman Sachs Group 3.80% 15/03/2030	US	USD	1,472	1,463	0.00
ORIX	JP	JPY	145	1,455	0.00
Mitsubishi UFJ Financial Group 3.677% 22/02/2027	JP	USD	1,472	1,426	0.00
Society of Lloyd's 4.75% 30/10/2024	GB	GBP	1,104	1,342	0.00
Prudential 6.340% VRN 19/12/2063 EMTN	GB	GBP	981	1,333	0.00
ANZ 1.125% VRN 21/11/2029 EMTN	AU	EUR	1,320	1,328	0.00
UBS Group 3.126% VRN 13/08/2030 144A	CH	USD	1,398	1,319	0.00
Morgan Stanley 1.342% VRN 23/10/2026 EMTN	US	EUR	1,227	1,291	0.00
Affiliated Managers 3.30% 15/06/2030	US	USD	1,370	1,250	0.00
Gesellschaft 1.250% VRN 26/05/2041 Reg S	DE	EUR	1,227	1,208	0.00
General Electric 6.75% 15/03/2032	US	USD	1,054	1,166	0.00
Ally Financial 8.00% 01/11/2031 (A)	US	USD	981	1,165	0.00
General Electric 4.875% 18/09/2037 EMTN	US	GBP	981	1,159	0.00
Natwest Group 0.75% VRN 15/11/2025	GB	EUR	1,104	1,106	0.00
Banco Santander 2.125% 08/02/2028 EMTN	ES	EUR	981	1,035	0.00
MDGH - GMTN 2.50% 07/11/2024 Reg S	NL	USD	1,139	1,025	0.00
MDGH - GMTN 2.875% 07/11/2029 Reg S	NL	USD	1,088	997	0.00
AerCap Global Aviation Trust 4.625% 15/10/2027	IE	USD	1,155	984	0.00
Zenkoku Hosho	JP	JPY	29	978	0.00
AerCap Global Aviation Trust 3.875% 23/01/2028	IE	USD	1,202	975	0.00
Kyobo Life Insurance 3.95% VRN (Perpetual) Reg S	KR	USD	1,104	970	0.00
Citigroup 5.875% 30/01/2042	US	USD	754	944	0.00
Marsh & McLennan 3.50% 29/12/2020	US	USD	1,062	916	0.00
DH Europe Finance II 0.75% 18/09/2031	LU	EUR	897	910	0.00
Power Finance 3.25% 16/09/2024	IN	USD	981	861	0.00
HSBC Holdings 2.357% VRN 18/08/2031	GB	USD	1,008	861	0.00
Sompo Holdings	JP	JPY	25	794	0.00
Barclays 1.700% VRN 03/11/2026	GB	GBP	706	785	0.00
Barclays 4.375% 12/01/2026	GB	USD	761	741	0.00
ING Groep 3.00% 18/02/2026 EMTN	NL	GBP	589	715	0.00
Tesco Property Finance 3 5.744% 13/04/2040	GB	GBP	470	694	0.00
BP Capital Markets 1.749% 10/08/2030	US	USD	817	683	0.00
HSBC Holding 2.848% VRN 04/06/2031	GB	USD	761	679	0.00
HSBC Holdings 1.645% VRN 18/04/2026	GB	USD	788	678	0.00
Goldman Sachs Group 6.25% 01/02/2041	US	USD	525	677	0.00
HSBC Holding 2.099% VRN 04/06/2026	GB	USD	760	666	0.00
BP Capital Markets 2.772% 10/11/2050	US	USD	817	631	0.00
Commerzbank 1.25% 23/10/2023 EMTN	DE	EUR	540	555	0.00
AIA Group 3.20% 16/09/2040 Reg S	HK	USD	626	553	0.00
Volkswagen Leasing 1.625% 15/08/2025 EMTN	DE	EUR	343	363	0.00
				17,519,650	13.72

부동산

	국가 코드	CCY	주식 또는 명목	시장 가격 EUR순	% 자산
Logicor Financing 1.50% 14/11/2022 EMTN	LU	EUR	1,327,008	1,360,654	1.07
Digital Euro Finco 2.625% 15/04/2024	US	EUR	663,504	720,161	0.56
Digital Dutch Finco 0.125% 15/10/2022	NL	EUR	663,504	667,218	0.52
Unibail-Rodamco-Westfield 0.125% 14/05/2021 EMTN	FR	EUR	530,803	530,857	0.42
Prologis REIT	US	USD	52	4,411	0.00
Invitation Homes REIT	US	USD	82	1,908	0.00
Land Securities Capital Mks 1.974% 08/02/2024 EMTN	GB	GBP	1,207	1,379	0.00
MPT Operating Partnership 4.625% 01/08/2029	US	USD	1,227	1,104	0.00
Grand City Properties 1.375% 03/08/2026 EMTN	LU	EUR	1,030	1,085	0.00
Crown Castle International 3.30% 01/07/2030	US	USD	1,126	1,054	0.00
Digital Euro Finco 1.125% 09/04/2028	US	EUR	981	1,015	0.00
Globalworth 2.95% 29/07/2026 EMTN	GB	EUR	1,006	1,001	0.00
American Tower 2.10% 15/06/2030	US	USD	1,066	920	0.00
American Tower 3.10% 15/06/2050	US	USD	1,066	897	0.00
Prologis 3.00% 02/06/2026	US	EUR	711	829	0.00
American Tower 3.60% 15/01/2028	US	USD	761	730	0.00
Crown Castle International 5.20% 15/02/2049	US	USD	637	708	0.00
CPI Property Group 2.75% 22/01/2028 EMTN	LU	GBP	640	703	0.00
Open House	JP	JPY	23	661	0.00
Healthcare Realty Trust REIT	US	USD	26	624	0.00
Digital Dutch Finco 1.50% 15/03/2030	NL	EUR	438	463	0.00
Crown Castle International 4.15% 01/07/2050	US	USD	431	425	0.00
Longfor Group Holdings 3.375% 13/04/2027	KY	USD	405	358	0.00
Relo Group	JP	JPY	6	123	0.00
				3,299,288	2.58

정부

	국가 코드	CCY	주식 또는 명목	시장 가격 EUR순	% 자산
Germany 1.75% 04/07/2022	DE	EUR	22,360,082	23,319,598	18.27
Germany 0.00% 07/10/2022	DE	EUR	16,073,383	16,326,956	12.79
Germany 0.00% 05/04/2024	DE	EUR	11,943,071	12,293,564	9.63
Germany 0.00%08/04/2022	DE	EUR	10,184,785	10,299,690	8.07
Germany 0.00% 12/03/2021	DE	EUR	9,889,851	9,915,693	7.77
Germany 0.00% 11/06/2021	DE	EUR	8,366,288	8,404,731	6.58
Germany 2.00% 15/08/2023	DE	EUR	2,640,746	2,852,636	2.23
Germany 0.00% 15/02/2030	DE	EUR	744,158	791,141	0.62
Australia 1.75% 21/06/2051	AU	AUD	258,716	154,523	0.12
Germany 0.25% 15/02/2029	DE	EUR	98,345	106,501	0.08
Germany 0.00% 15/08/2030	DE	EUR	80,957	86,094	0.07
Netherland 0.00% 15/07/2030	NL	EUR	71,015	74,645	0.06
US Treasury 0.625% 15/05/2030	US	USD	62,243	52,390	0.04

현재 투자종목 명세서서 2020년 10월 31일

	국가 코드	CCY	주식 또는 명목	시장 가격 EUR순	% 자산
US Treasury Infl. Indexed Bonds 0.125% 15/07/2030	US	USD	28,885	27,589	0.02
US Treasury Infl. Indexed Bonds 0.375% 15/07/2027	US	USD	23,080	23,192	0.02
US Treasury 2.875% 31/10/2023	US	USD	23,253	21,557	0.02
UK Treasury Inflation Linked 0.125% 10/08/2028	GB	GBP	13,645	20,322	0.02
US Treasury 2.375% 15/11/2049	US	USD	18,946	19,163	0.02
US Treasury 2.00% 15/02/2050	US	USD	20,347	19,022	0.01
US Treasury 0.625% 15/08/2030	US	USD	18,260	15,331	0.01
US Treasury Infl. Indexed Bonds 0.625% 15/01/2026	US	USD	13,557	13,925	0.01
Germany Inflation Linked Bond 0.10% 15/04/2026	DE	EUR	10,923	12,393	0.01
US Treasury 0.250% 15/04/2023	US	USD	13,279	11,420	0.01
US Treasury Infl. Indexed Bonds 0.50% 15/04/2024	US	USD	12,165	11,357	0.01
US Treasury 0.50% 31/03/2025	US	USD	12,310	10,647	0.01
US Treasury 0.25% 15/06/2023	US	USD	10,569	9,089	0.01
US Treasury 3.00% 31/10/2025	US	USD	7,713	7,477	0.01
Germany Inflation Linked Bond 0.50% 15/04/2030	DE	EUR	5,215	6,532	0.01
US Treasury 1.125% 28/02/2025	US	USD	5,686	5,050	0.00
France 0.10% 01/03/2028	FR	EUR	4,405	4,950	0.00
US Treasury Infl. Indexed Bonds 0.125% 15/04/2022	US	USD	5,285	4,909	0.00
US Treasury 1.25% 15/05/2050	US	USD	6,108	4,767	0.00
US Treasury 0.125% 15/09/2023	US	USD	5,558	4,762	0.00
US Treasury 0.25% 31/08/2025	US	USD	5,310	4,532	0.00
US Treasury 0.125% 30/06/2022	US	USD	4,833	4,147	0.00
US Treasury 0.125% 15/05/2023	US	USD	4,699	4,029	0.00
US Treasury Infl. Indexed Bonds 0.625% 15/04/2023	US	USD	4,264	3,982	0.00
US Treasury 0.25% 31/05/2025	US	USD	4,055	3,466	0.00
France 0.10% 01/03/2029	FR	EUR	2,643	2,953	0.00
US Treasury 1.50% 31/08/2021	US	USD	3,390	2,943	0.00
US Treasury 0.25% 30/06/2025	US	USD	3,442	2,940	0.00
US Treasury 0.50% 31/05/2027	US	USD	3,329	2,842	0.00
Denmark Inflation Linked Bond 0.10% 15/11/2023	DK	DKK	17,618	2,681	0.00
US Treasury 1.375% 15/08/2050	US	USD	2,770	2,232	0.00
Italy 0.65% 15/05/2026	IT	EUR	2,114	2,189	0.00
France 0.10% 25/07/2036	FR	EUR	1,762	2,175	0.00
US Treasury 1.125% 15/05/2040	US	USD	2,453	2,010	0.00
US Treasury 0.375% 30/09/2027	US	USD	2,203	1,859	0.00
Sweden Inflation Linked Bond 0.125% 01/12/2027	SE	SEK	14,975	1,715	0.00
US Treasury 0.375% 31/03/2022	US	USD	1,705	1,468	0.00
France 0.10% 01/03/2025	FR	EUR	1,189	1,293	0.00
US Treasury 1.125% 15/08/2040	US	USD	1,522	1,243	0.00
US Treasury 0.125% 30/09/2022	US	USD	1,434	1,230	0.00
US Treasury 0.50% 30/06/2027	US	USD	1,329	1,134	0.00
US Treasury 0.125% 15/10/2023	US	USD	900	771	0.00
Australia 0.75% 21/11/2027	AU	AUD	1,004	703	0.00
Australia 1.25% 21/05/2032	AU	AUD	929	580	0.00
Australia 2.75% 21/11/2029	AU	AUD	801	568	0.00
Canada Real Return Bond 4.00% 01/12/2031	CA	CAD	352	517	0.00
Indonesia 4.875% 05/05/2021 Reg S	ID	USD	525	461	0.00
US Treasury 0.50% 31/08/2027	US	USD	490	418	0.00
UK Treasury Inflation Linked 0.125% 22/03/2026	GB	GBP	273	408	0.00
US Treasury 0.25% 30/09/2025	US	USD	369	315	0.00
UK Treasury 5.00% 07/03/2025	GB	GBP	44	60	0.00
				84,989,480	66.58

개방형 펀드

Fidelity ILF - The Euro Fund - A-ACC-EUR	IE	EUR	67	918,770	0.72
Fidelity ILF - The US Dollar Fund - A-ACC-USD	IE	USD	2	30,393	0.02
				949,163	0.74

커뮤니케이션 서비스

AT&T 1.30% 05/09/2023	US	EUR	1,327,008	1,375,794	1.08
Orange 0.50% 15/01/2022 EMTN	FR	EUR	663,504	669,641	0.52
Verizon Communications 1.85% 18/05/2040	US	EUR	16,739	18,749	0.01
Verizon Communications 4.812% 15/03/2039	US	USD	2,453	2,738	0.00
T-Mobile US	US	USD	27	2,549	0.00
Netflix	US	USD	6	2,546	0.00
CK Hutchison Group Telecom 1.50% 17/10/2031	LU	EUR	1,908	2,027	0.00
Cellnex Telecom 1.875% 26/06/2029	ES	EUR	1,717	1,753	0.00
Netflix 3.625% 15/06/2030 Reg S	US	EUR	1,054	1,153	0.00
Vodafone Group 6.25% VRN 03/10/2078	GB	USD	1,153	1,070	0.00
AT&T 4.50% 15/05/2035	US	USD	540	542	0.00
AT&T 3.65% 01/06/2051	US	USD	441	371	0.00
SoftBank Group	JP	JPY	7	366	0.00
Walt Disney 2.20% 13/01/2028	US	USD	362	326	0.00
Netflix 4.625% 15/05/2029	US	EUR	266	310	0.00
AT&T 4.35% 01/03/2029	US	USD	304	304	0.00
UPCB Finance IV 4.00% 15/01/2027 Reg S	KY	EUR	274	277	0.00
				2,080,516	1.63

증권 자격 취득 또는 기타 통제 된 시장 에서 죽음을 맞게

에너지

Diamondback Energy 3.50% 01/12/2029	US	USD	2,924	2,500	0.00
Kommunalbanken 0.875% 12/03/2025 144A	NO	USD	2,283	1,989	0.00
Tengizchevroil Finance 2.625% 15/08/2025 Reg S	BM	USD	2,085	1,799	0.00
Aker BP 4.00% 15/01/2031 144A	NO	USD	1,516	1,276	0.00
Energy Transfer Operating 5.80% 15/06/2038	US	USD	981	861	0.00
Eni 4.75% 12/09/2028	IT	USD	655	657	0.00
Diamondback Energy 5.375% 31/05/2025	US	USD	632	562	0.00
Aker BP 2.875% 15/01/2026 144A	NO	USD	574	488	0.00
Diamondback Energy 3.25% 01/12/2026	US	USD	445	393	0.00
Diamondback Energy 2.875% 01/12/2024	US	USD	358	311	0.00
Aker BP 5.875% 31/03/2025 144A	NO	USD	247	219	0.00
Eni 4.00% 12/09/2023 Reg S	IT	USD	207	192	0.00
				11,247	0.01

유틸리티

APT Pipelines 4.25% 15/07/2027 Reg S	AU	USD	2,208	2,128	0.00
Exelon Generation 5.60% 15/06/2042	US	USD	1,104	1,074	0.00
Exelon 4.70% 15/04/2050	US	USD	981	1,065	0.00
				4,267	0.00

소재

Glencore Funding 2.50% 01/09/2030 144A	US	USD	2,046	1,707	0.00
Votorantim 7.25% 05/04/2041 Reg S	LU	USD	552	606	0.00
				2,313	0.00

산업재

Delta Air Lines 7.00% 01/05/2025 144A	US	USD	1,962	1,839	0.00
Delta Air lines 4.50% 20/10/2025 144A	SU	USD	957	832	0.00
Avolon Holdings Funding 2.875% 15/02/2025 144A	KY	USD	981	795	0.00
Ashtead Capital 4.00% 01/05/2028 144A	US	USD	282	253	0.00
Delta Air lines 4.75% 20/10/2028 144A	SU	USD	233	204	0.00
				3,923	0.00

정보 기술

Dell International 8.10% 15/07/2036 144A	US	USD	1,864	2,166	0.00
Alphabet 2.05% 15/08/2050	US	USD	2,453	1,916	0.00
Microsoft 2.525% 01/06/2050	US	USD	2,012	1,760	0.00
Adevinta 2.625% 15/11/2025 Reg S	NO	EUR	1,524	1,524	0.00
Adevinta 3.00% 15/11/2027 Reg S	NO	EUR	1,414	1,429	0.00
Microsoft 2.675% 01/06/2060	US	USD	1,494	1,314	0.00
Hewlett Packard Enterprise 4.65% 01/10/2024	US	USD	1,117	1,083	0.00
Microsoft 2.40% 08/08/2026	US	USD	1,066	994	0.00
Apple 2.75% 13/01/2025	US	USD	939	873	0.00
Fiserv 1.625% 01/07/2030	US	EUR	638	693	0.00
Cree 1.75% 01/05/2026	US	USD	533	689	0.00
Apple 3.85% 04/08/2046	US	USD	540	569	0.00
Envestnet 0.75% 15/08/2025	US	USD	567	489	0.00
Science Applications Intl. 4.875% 01/04/2028 144A	US	USD	152	137	0.00
				15,636	0.01

소비재

Charter Communications 6.834% 23/10/2055	US	USD	1,817	2,209	0.00
Charter Communications 5.75% 01/04/2048	US	USD	1,765	1,901	0.00
Charter Communications 6.484% 23/10/2045	US	USD	1,473	1,712	0.00
Booking Holdings 4.625% 13/04/2030	US	USD	1,472	1,499	0.00
Lennar 5.00% 15/06/2027	US	USD	1,303	1,281	0.00
Intercontinental Hotel Grp. 1.625% 08/10/2024 EMTN	GB	EUR	1,255	1,253	0.00
Lennar 5.375% 01/10/2022	US	USD	1,290	1,183	0.00
Expedia Group 4.625% 01/08/2027 144A	US	USD	1,086	979	0.00
Expedia Group 3.60% 15/12/2023 144A	US	USD	1,086	960	0.00
Marriott International 3.125% 15/06/2026	US	USD	761	656	0.00
Volkswagen Group 4.625% 13/11/2025 Reg S	US	USD	594	590	0.00
Hilton Domestic Operating 4.875% 15/01/2030	US	USD	662	586	0.00
Marriott International 4.625% 15/06/2030	US	USD	537	492	0.00
Sands China 3.80% 08/01/2026 Reg S	KY	USD	466	411	0.00
Lennar 5.25% 01/06/2026	US	USD	282	275	0.00
				15,987	0.01

소비재

Keurig Dr Pepper 4.985% 25/05/2038	US	USD	2,061	2,274	0.00
Mars 4.20% 01/04/2059 144A	US	USD	845	931	0.00
Lamb Weston Holdings 4.625% 01/11/2024 144A	US	USD	997	886	0.00
Keurig Dr Pepper 5.085% 25/05/2048	US	USD	761	876	0.00
Barry Callebaut Services 5.50% 15/06/2023 144A	BE	USD	761	704	0.00
Barry Callebaut Services 5.50% 15/06/2023 Reg S	BE	USD	210	194	0.00
Lamb Westton Holdings 4.875% 15/05/2028 144A	US	USD	133	124	0.00
				5,989	0.00

건강

Danaher 1.70% 30/03/2024	US	EUR	1,327,008	1,406,704	1.10
AbbVie 2.30% 21/11/2022 144A	US	USD	2,196	1,953	0.00
Takeda Pharmaceutical 3.025% 09/07/2040	JP	USD	1,758	1,550	0.00
Royalty Pharma 3.30% 02/09/2040 144A	GB	USD	1,668	1,413	0.00
Royalty Pharma 0.75% 02/09/2023 144A	GB	USD	1,343	1,153	0.00

현재 투자종목 명세서서 2020년 10월 31일

	국가 코드	CCY	주식 또는 명목	시장 가격 EUR순	% 자산
Bristol-Myers Squibb 4.35% 15/11/2047	US	USD	981	1,079	0.00
Royalty Pharma 1.20% 02/09/2025 144A	GB	USD	1,088	931	0.00
Bayer US Finance 4.70% 15/07/2064 144A	US	USD	881	854	0.00
AbbVie 2.95% 21/11/2026 144A	US	USD	898	842	0.00
Nutrition 1.23% 01/10/2025 144A	US	USD	888	764	0.00
AstraZeneca 1.375% 06/08/2030	GB	USD	908	754	0.00
Bayer US Finance II 4.25% 15/12/2025 144A	US	USD	754	736	0.00
Centene 5.375% 01/06/2026 144A	US	USD	761	688	0.00
Nutritio & Bioscience 1.832% 15/10/2027 144A	US	USD	778	670	0.00
Roche Holdings 4.00% 28/11/2044 144A	US	USD	589	658	0.00
Royalty Pharma 3.55% 02/09/2050 144A	GB	USD	780	644	0.00
Bayer US Finance II 4.625% 25/06/2038 144A	US	USD	589	592	0.00
Nutrition & Bioscience 3.268% 15/11/2040 144A	US	USD	545	481	0.00
Royalty Pharma 1.75% 02/09/2027 144A	GB	USD	536	458	0.00
Mylan 3.75% 15/12/2020	NL	USD	486	418	0.00
AbbVie 3.20% 21/11/2029 144A	US	USD	392	370	0.00
Teva Pharmaceutical Fin. 6.75% 01/03/2028	NL	USD	354	320	0.00
				1,424,032	1.12

금융

Goldman Sachs Group 2.00% 27/07/2023 EMTN	US	EUR	331,752	350,257	0.27
UniCredit 7.296% VRN 02/04/2034 Reg S	IT	USD	7,480	7,396	0.01
Mapfre 4.375% VRN 31/03/2047	ES	EUR	6,477	7,267	0.01
Bank Of America 1.197% VRN 24/10/2026 MTN	US	USD	3,821	3,281	0.00
UBS Group 1.008% VRN 30/07/2024 144A	CH	USD	3,274	2,822	0.00
Wells Fargo Bank 2.082% VRN 09/09/2022	US	USD	2,753	2,398	0.00
Bank of America 2.676% VRN 19/06/2041 MTN	US	USD	2,453	2,125	0.00
Nordea Bank 4.625% VRN 13/09/2033 144A	FI	USD	2,183	2,121	0.00
UBS Group 1.364% VRN 30/01/2027 144A	CH	USD	2,359	2,021	0.00
UniCredit 2.20% VRN 22/07/2027 EMTN	IT	EUR	1,962	2,005	0.00
Goldman Sachs Group 4.223% VRN 01/05/2029	US	USD	1,962	1,968	0.00
Willis North America 3.875% 15/09/2049	US	USD	1,942	1,948	0.00
Commerzbank 8.125% 19/09/2023 Reg S	DE	USD	1,962	1,935	0.00
Credit Suisse Group 3.869% VRN 12/01/2029 144A	CH	USD	1,962	1,877	0.00
Garfunkelux Holdco 3 7.75% 01/11/2025 Reg S	LU	GBP	1,648	1,804	0.00
Intesa Sanpaolo 2.125% 26/05/2025 EMTN	IT	EUR	1,657	1,768	0.00
Discover Bank 2.70% 06/02/2030	US	USD	1,962	1,761	0.00
Citigroup 2.666% VRN 29/01/2031	US	USD	1,858	1,677	0.00
UBS 1.75% 21/04/2022 144A	CH	USD	1,743	1,524	0.00
Willis North America 4.50% 15/09/2028	US	USD	1,404	1,438	0.00
BNP Paribas 3.052% VRN 13/01/2031 144A	FR	USD	1,522	1,386	0.00
Garfunkelux Holdco 3 6.75% 01/11/2025 Reg S	LU	EUR	1,406	1,384	0.00
Mitsubishi UFJ Financial Group 3.777% 02/03/2025	JP	USD	1,423	1,365	0.00
Morgan Stanley 2.699% VRN 22/01/2031 GMTN	US	USD	1,472	1,348	0.00
Park Aerospace Holdings 5.25% 15/08/2022 144A	KY	USD	1,472	1,302	0.00
Bevco Lux Sarl 1.50% 16/09/2027	LU	EUR	1,188	1,203	0.00
Citigroup VRN 2.572% 03/06/2031	US	USD	1,263	1,133	0.00
UBS Group 3.491% 23/05/2023 Reg S	CH	USD	1,104	988	0.00
Wells Fargo & Co 2.393% VRN 02/06/2028 MTN	US	USD	1,085	968	0.00
Westpac Banking 4.322% VRN 23/11/2031 GMTN	AU	USD	981	948	0.00
Truist Bank 0.826% FRN 09/03/2023	US	USD	1,076	931	0.00
JPMorgan Chase & Co. 2.956% VRN 13/05/2031	US	USD	1,018	931	0.00
Oversea-Chinese Bkg 1.832% VRN 10/09/2030 Reg S	SG	USD	1,018	872	0.00
ANZ 2.95% VRN 22/07/2030 Reg S	AU	USD	957	852	0.00
Morgan Stanley 5.597% VRN 24/03/2051 GMTN	US	USD	578	753	0.00
Rabobank 4.375% 04/08/2025	NL	USD	761	739	0.00
Sumitomo Mitsui Fin. Group 0.465% 30/05/2024 EMTN	JP	EUR	638	646	0.00
Wells Fargo & Co 5.013% VRN 04/04/2051 MTN	US	USD	542	632	0.00
Danske Bank 5.375% 12/01/2024 Reg S	DK	USD	568	548	0.00
Danske Bank 3.001% VRN 20/09/2022 144A	DK	USD	616	538	0.00
Citigroup 3.887% VRN 10/01/2028	US	USD	540	523	0.00
BPCE 3.50% 23/10/2027 144A	FR	USD	491	464	0.00
Rabobank 5.25% 04/08/2045	NL	USD	304	354	0.00
MSCI 3.875% 15/02/2031 144A	US	USD	304	273	0.00
				420,474	0.33

부동산

Blackstone Property Partners 1.40% 06/07/2022 EMTN	LU	EUR	663,504	674,383	0.53
Blackstone Property Partners 1.75% 12/03/2029 EMTN	LU	EUR	1,484	1,501	0.00
WEA Finance 3.50% 15/06/2029 144A	US	USD	1,472	1,256	0.00
Akelius 1.125% 11/01/2029 EMTN	NL	EUR	951	952	0.00
Mitsui Fudosan 3.65% 20/07/2027 Reg S	JP	USD	883	845	0.00
Equinix 2.625% 18/11/2024	US	USD	802	733	0.00
Equinix 3.00% 15/07/2050	US	USD	842	710	0.00
Equinix 2.15% 15/07/2030	US	USD	761	658	0.00
SHK Properties Capital Mks 2.875% 21/01/2030 EMTN	KY	USD	594	535	0.00
Equinix 2.90% 18/11/2026	US	USD	503	466	0.00
				682,039	0.53

정부

Netherlands 0.00% 29/04/2021	NL	EUR	414,500	415,912	0.33
Italy 1.70% 01/09/2051	IT	EUR	362,723	370,495	0.29
European Union 0.00% 04/10/2030 EMTN	SU	EUR	121,772	126,253	0.10
European Union 0.10% 04/10/2040 EMTN	SU	EUR	92,320	93,816	0.07
US Treasury Infl. Indexed Bonds 0.125% 15/04/2025	US	USD	43,737	39,665	0.03
Italy 2.35% 15/09/2024	IT	EUR	11,672	13,538	0.01
US Treasury Infl. Indexed Bonds 0.25% 15/01/2025	US	USD	11,760	11,737	0.01
Japan Inflation Linked Bond 0.10% 10/03/2029	JP	JPY	898,432	7,354	0.01
US Treasury Infl. Indexed Bonds 0.125% 15/10/2024	US	USD	7,488	6,866	0.01
Japan Inflation Linked Bond 0.10% 10/03/2027	JP	JPY	757,584	6,292	0.00
Japan 0.10% 10/03/2028	JP	JPY	689,207	5,681	0.00
Japan Inflation Linked Bond 0.10% 10/03/2024	JP	JPY	378,792	3,224	0.00
Spain Inflation Linked 0.65% 30/11/2027	ES	EUR	1,762	2,029	0.00
Italy 2.55% 15/09/2041	IT	EUR	936	1,510	0.00
Japan 0.20% 10/03/2030	JP	JPY	158,564	1,307	0.00
Mexico 5.00% 27/04/2051	MX	USD	567	557	0.00
				1,106,236	0.87

커뮤니케이션 서비스

AT&T 3.50% 15/09/2053 Reg S	US	USD	1,611	1,314	0.00
T-Mobile USA 3.60% 15/11/2060 144A	US	USD	1,144	968	0.00
T-Mobile USA 3.50% 15/04/2025 144A	US	USD	1,003	943	0.00
Netflix 3.625% 15/05/2027 Reg S	US	EUR	708	767	0.00
T-Mobile USA 4.50% 15/04/2050 144A	US	USD	722	729	0.00
T-Mobile USA 3.875% 15/04/2030 144A	US	USD	548	529	0.00
AT&T 3.875% 15/01/2026	US	USD	304	296	0.00
AT&T 4.90% 15/06/2042	US	USD	287	291	0.00
				5,837	0.00

목록에 없음

유틸리티

TXU Europe Funding 7.00% 30/11/2005 (Defaulted)*	GB	EUR	13,934	0	0.00
TXU Eastern Funding 6.45% 15/05/2005 (Defaulted)*	GB	USD	133	0	0.00
				0	0.00

소비재

Virgin Media Secured Fin. 4.125% 15/08/2030	GB	GBP	1,682	1,835	0.00
				1,835	0.00

부동산

Intu SGS Fin. 3.875% 17/03/2023 EMTN (Defaulted)	GB	GBP	2,085	1,343	0.00
Intu Debenture 5.562% 31/12/2027 (Defaulted)	GB	GBP	76	44	0.00
				1,387	0.00

단주				(8)	(0.00)
총 투자 (비용 EUR 126,326,188)				126,244,689	98.90

신용 디폴트 스왑 (Credit Default Swap)

	CCY	기본 노출	미실현 이익 / (손실) EUR순	% 자산
매수 보호 Commerzbk 4% 20/12/2025	EUR	98,444	6,715	0.01
매수 보호 Lloyds Bank 4.5% 20/12/2025	EUR	60,232	1,399	0.00
매수 보호 Repsol Int'l Fin 2.25% 20/12/2025	EUR	113,259	1,101	0.00
매수 보호 4.375% 20/12/2025	EUR	40,155	1,086	0.00
매수 보호 브라질 4.25% 20/12/2025	USD	2,573	126	0.00
매도 보호 CDX NA HY S35 5 년 20/12/202	USD	3,425	104	0.00
매수 보호 Munich Re 7.625% 20/12/2020	EUR	761	(1)	(0.00)
매수 보호 XL Capital Yank 6.25% 20/12/2020	USD	1,522	(2)	(0.00)
매수 보호 Quest Diagnostic 6.95% 20/06/2021	USD	457	(2)	(0.00)
매수 보호 Lincoln National 3.35% 20/12/2025	USD	974	(4)	(0.00)
매수 보호 Conocophillips 5.9% 20/06/2022	USD	548	(5)	(0.00)
매수 보호 Avnet 4.875% 20/06/2025	USD	761	(5)	(0.00)
매수 보호 Avnet 4.875% 20/06/2022	USD	563	(6)	(0.00)
매수 보호 Aig International 6.25% 20/12/2025	USD	974	(10)	(0.00)
매수 보호 Wells Fargo 3.069% 20/12/2025	USD	1,187	(17)	(0.00)
매수 보호 Dow Chemical 7.375% 20/12/2025	USD	3,349	(42)	(0.00)
매수 보호 Viacomcbs 4.75% 20/12/2025	USD	4,685	(55)	(0.00)
매수 보호 CDX NA HY S35 5 년 20/12/202	USD	2,698	(82)	(0.00)
매수 보호 iTraxx Xover S34 20/12/2025	EUR	3,189	(192)	(0.00)
매수 보호 일반사항 Motors 4.875% 20/12/2025	USD	2,710	(412)	(0.00)
			9,696	0.01

현재 투자종목 명세서서 2020년 10월 31일

선물환 계약

	기본 노출 EUR	미실현 이익 / (손실) EUR	% 순자산
구입 USD 판매 EUR 에 1.19905 12/11/2020	42,323	1,226	0.00
구입 USD 판매 EUR 에 1.18657 12/11/2020	28,301	517	0.00
구입 USD 판매 NOK 에 0.11227 12/11/2020	4,275	302	0.00
구입 EUR 판매 AUD 에 0.60593 12/11/2020	45,158	196	0.00
구입 USD 판매 NOK 에 0.11326 12/11/2020	2,106	169	0.00
구입 USD 판매 EUR 에 1.18295 12/11/2020	7,698	117	0.00
구입 USD 판매 SEK 에 0.11499 12/11/2020	4,477	99	0.00
구입 USD 판매 NOK 에 0.10910 12/11/2020	2,413	98	0.00
구입 USD 판매 AUD 에 0.71980 12/11/2020	4,117	98	0.00
구입 USD 판매 EUR 에 1.17171 06/11/2020	14,767	83	0.00
구입 USD 판매 GBP 에 1.31668 12/11/2020	4,569	75	0.00
구입 USD 판매 EUR 에 1.18193 12/11/2020	5,244	75	0.00
구입 USD 판매 CAD 에 0.75930 12/11/2020	5,660	63	0.00
구입 USD 판매 SEK 에 0.11393 12/11/2020	4,680	59	0.00
구입 NZD 판매 USD 에 1.53290 12/11/2020	3,915	59	0.00
구입 USD 판매 CAD 에 0.76029 12/11/2020	4,514	56	0.00
구입 USD 판매 GBP 에 1.30466 12/11/2020	7,847	55	0.00
구입 USD 판매 AUD 에 0.73302 12/11/2020	1,208	52	0.00
구입 USD 판매 AUD 에 0.72572 12/11/2020	1,608	52	0.00
구입 USD 판매 EUR 에 1.18495 06/11/2020	2,832	48	0.00
구입 USD 판매 EUR 에 1.16878 03/12/2020	17,620	45	0.00
구입 CAD 판매 USD 에 1.33863 06/11/2020	8,322	44	0.00
구입 USD 판매 EUR 에 1.18412 12/11/2020	2,542	41	0.00
구입 USD 판매 DKK 에 0.15941 12/11/2020	2,245	41	0.00
구입 USD 판매 GBP 에 1.29760 03/12/2020	25,237	37	0.00
구입 USD 판매 SEK 에 0.11580 12/11/2020	1,213	35	0.00
구입 USD 판매 SEK 에 0.11410 12/11/2020	2,446	35	0.00
구입 USD 판매 EUR 에 1.17312 12/11/2020	4,850	33	0.00
구입 USD 판매 SEK 에 0.11438 12/11/2020	1,852	31	0.00
구입 USD 판매 AUD 에 0.72481 12/11/2020	964	30	0.00
구입 USD 판매 EUR 에 1.19881 12/11/2020	1,015	29	0.00
구입 USD 판매 EUR 에 1.18181 12/11/2020	2,023	29	0.00
구입 USD 판매 EUR 에 1.19298 12/11/2020	1,032	25	0.00
구입 USD 판매 SEK 에 0.11468 12/11/2020	1,228	24	0.00
구입 USD 판매 NOK 에 0.10729 12/11/2020	1,020	24	0.00
구입 USD 판매 GBP 에 1.30368 12/11/2020	3,703	23	0.00
구입 JPY 판매 USD 에 105.67120 06/11/2020	2,132	23	0.00
구입 USD 판매 SEK 에 0.11385 12/11/2020	1,888	22	0.00
구입 USD 판매 EUR 에 1.17991 06/11/2020	1,733	22	0.00
구입 USD 판매 EUR 에 1.17686 06/11/2020	2,216	22	0.00
구입 USD 판매 EUR 에 1.18276 12/11/2020	1,378	21	0.00
구입 USD 판매 EUR 에 1.18706 12/11/2020	1,064	20	0.00
구입 USD 판매 EUR 에 1.17503 12/11/2020	2,272	19	0.00
구입 USD 판매 EUR 에 1.17277 12/11/2020	2,879	19	0.00
구입 USD 판매 EUR 에 1.17324 12/11/2020	2,563	18	0.00
구입 USD 판매 EUR 에 1.18429 12/11/2020	1,066	17	0.00
구입 USD 판매 AUD 에 0.71767 12/11/2020	816	17	0.00
구입 USD 판매 EUR 에 1.19339 12/11/2020	659	16	0.00
구입 USD 판매 CAD 에 0.76056 12/11/2020	1,236	16	0.00
구입 USD 판매 CAD 에 0.76014 12/11/2020	1,227	15	0.00
구입 USD 판매 CAD 에 0.75290 12/11/2020	5,791	15	0.00
구입 USD 판매 AUD 에 0.71603 12/11/2020	809	15	0.00
구입 USD 판매 NZD 에 0.66639 12/11/2020	2,266	14	0.00
구입 USD 판매 GBP 에 1.31793 12/11/2020	814	14	0.00
구입 USD 판매 GBP 에 1.30398 12/11/2020	2,054	13	0.00
구입 USD 판매 EUR 에 1.17809 12/11/2020	1,141	13	0.00
구입 JPY 판매 USD 에 105.67820 12/11/2020	1,252	13	0.00
구입 USD 판매 EUR 에 1.19106 12/11/2020	538	12	0.00
구입 USD 판매 EUR 에 1.18166 06/11/2020	845	12	0.00
구입 NZD 판매 USD 에 1.52490 12/11/2020	1,241	12	0.00
구입 USD 판매 NOK 에 0.10817 12/11/2020	364	11	0.00
구입 USD 판매 EUR 에 1.17604 12/11/2020	1,208	11	0.00
구입 USD 판매 SEK 에 0.11390 12/11/2020	820	10	0.00
구입 USD 판매 SEK 에 0.11382 12/11/2020	823	10	0.00
구입 USD 판매 EUR 에 1.18257 12/11/2020	685	10	0.00
구입 SEK 판매 USD 에 8.90860 12/11/2020	4,578	10	0.00
구입 USD 판매 EUR 에 1.19250 12/11/2020	405	9	0.00
구입 CAD 판매 USD 에 1.33809 12/11/2020	1,906	9	0.00
구입 USD 판매 EUR 에 1.17187 06/11/2020	1,353	8	0.00
구입 USD 판매 CAD 에 0.75606 12/11/2020	1,022	7	0.00
구입 JPY 판매 USD 에 105.44390 12/11/2020	828	7	0.00
구입 GBP 판매 USD 에 0.77253 12/11/2020	8,030	7	0.00
구입 USD 판매 EUR 에 1.18510 12/11/2020	329	6	0.00
구입 USD 판매 EUR 에 1.18349 12/11/2020	407	6	0.00
구입 USD 판매 CAD 에 0.75150 06/11/2020	8,366	6	0.00
구입 USD 판매 AUD 에 0.70494 12/11/2020	2,310	6	0.00
구입 JPY 판매 USD 에 105.97211 12/11/2020	415	6	0.00
구입 USD 판매 GBP 에 1.30993 12/11/2020	413	5	0.00
구입 USD 판매 EUR 에 1.18136 12/11/2020	391	5	0.00
구입 USD 판매 EUR 에 1.18081 12/11/2020	404	5	0.00
구입 USD 판매 CHF 에 1.10342 12/11/2020	497	5	0.00
구입 USD 판매 CAD 에 0.76042 12/11/2020	410	5	0.00
구입 NOK 판매 USD 에 9.54681 12/11/2020	4,270	5	0.00
구입 CHF 판매 USD 에 0.92171 06/11/2020	805	5	0.00
구입 USD 판매 GBP 에 1.30282 12/11/2020	722	4	0.00
구입 USD 판매 CAD 에 0.76265 12/11/2020	204	3	0.00
구입 GBP 판매 USD 에 0.77884 12/11/2020	304	3	0.00
구입 USD 판매 GBP 에 1.30064 12/11/2020	550	2	0.00
구입 USD 판매 AUD 에 0.70615 06/11/2020	475	2	0.00
구입 NZD 판매 USD 에 1.51353 12/11/2020	749	2	0.00
구입 JPY 판매 USD 에 105.56800 12/11/2020	209	2	0.00
구입 JPY 판매 USD 에 105.05114 12/11/2020	346	2	0.00
구입 USD 판매 GBP 에 1.29635 06/11/2020	1,091	1	0.00
구입 USD 판매 EUR 에 1.16568 12/11/2020	1,554	1	0.00
구입 USD 판매 CHF 에 1.09256 06/11/2020	810	1	0.00
구입 USD 판매 CAD 에 0.75137 12/11/2020	1,250	1	0.00
구입 JPY 판매 USD 에 104.91992 12/11/2020	277	1	0.00
구입 USD 판매 JPY 에 0.00956 06/11/2020	2,155	0	0.00
구입 USD 판매 GBP 에 1.29523 12/11/2020	829	0	0.00
구입 USD 판매 GBP 에 1.29520 06/11/2020	735	0	0.00
구입 USD 판매 EUR 에 1.16547 12/11/2020	1,005	0	0.00
구입 PLN 판매 USD 에 3.88560 12/11/2020	18	0	0.00
구입 PLN 판매 USD 에 3.87827 12/11/2020	17	0	0.00
구입 PLN 판매 USD 에 3.80446 12/11/2020	7	0	0.00
구입 JPY 판매 USD 에 104.52440 03/12/2020	2,156	0	0.00
구입 GBP 판매 USD 에 0.77252 12/11/2020	342	0	0.00
구입 USD 판매 JPY 에 0.00954 12/11/2020	359	(1)	(0.00)
구입 USD 판매 GBP 에 1.29461 03/12/2020	1,623	(1)	(0.00)
구입 USD 판매 GBP 에 1.29104 12/11/2020	421	(1)	(0.00)
구입 JPY 판매 USD 에 104.52800 12/11/2020	2,291	(1)	(0.00)
구입 GBP 판매 USD 에 0.77085 12/11/2020	623	(1)	(0.00)
구입 CHF 판매 USD 에 0.91457 03/12/2020	812	(1)	(0.00)
구입 CAD 판매 USD 에 1.33115 12/11/2020	3,524	(1)	(0.00)
구입 USD 판매 SEK 에 0.11214 12/11/2020	624	(2)	(0.00)
구입 USD 판매 JPY 에 0.00948 12/11/2020	209	(2)	(0.00)
구입 PLN 판매 USD 에 3.69688 12/11/2020	30	(2)	(0.00)
구입 GBP 판매 USD 에 0.76756 12/11/2020	287	(2)	(0.00)
구입 CHF 판매 USD 에 0.90844 12/11/2020	267	(2)	(0.00)
구입 CAD 판매 USD 에 1.32630 12/11/2020	624	(2)	(0.00)
구입 AUD 판매 USD 에 1.41594 03/12/2020	477	(2)	(0.00)
구입 USD 판매 GBP 에 1.28873 12/11/2020	579	(3)	(0.00)
구입 GBP 판매 USD 에 0.76809 06/11/2020	613	(3)	(0.00)
구입 GBP 판매 USD 에 0.76604 12/11/2020	415	(3)	(0.00)
구입 EUR 판매 USD 에 0.85104 12/11/2020	351	(3)	(0.00)
구입 CAD 판매 USD 에 1.32935 12/11/2020	1,882	(3)	(0.00)
구입 GBP 판매 USD 에 0.76815 06/11/2020	860	(4)	(0.00)
구입 GBP 판매 USD 에 0.76506 12/11/2020	419	(4)	(0.00)
구입 EUR 판매 USD 에 0.84988 12/11/2020	393	(4)	(0.00)
구입 EUR 판매 USD 에 0.84402 12/11/2020	266	(4)	(0.00)
구입 AUD 판매 USD 에 1.39789 12/11/2020	208	(4)	(0.00)
구입 SEK 판매 USD 에 8.85490 12/11/2020	1,460	(5)	(0.00)
구입 CAD 판매 USD 에 1.31469 12/11/2020	375	(5)	(0.00)
구입 EUR 판매 USD 에 0.84675 12/11/2020	417	(6)	(0.00)
구입 CAD 판매 USD 에 1.33058 03/12/2020	8,372	(6)	(0.00)
구입 AUD 판매 USD 에 1.40400 06/11/2020	481	(6)	(0.00)
구입 NZD 판매 USD 에 1.50270 12/11/2020	1,721	(8)	(0.00)
구입 EUR 판매 USD 에 0.84639 12/11/2020	660	(9)	(0.00)
구입 USD 판매 NZD 에 0.65702 12/11/2020	1,269	(10)	(0.00)
구입 PLN 판매 USD 에 3.72271 12/11/2020	174	(10)	(0.00)
구입 CAD 판매 USD 에 1.30102 12/11/2020	417	(10)	(0.00)
구입 USD 판매 GBP 에 1.28036 12/11/2020	1,057	(12)	(0.00)
구입 EUR 판매 USD 에 0.83583 12/11/2020	445	(12)	(0.00)
구입 AUD 판매 USD 에 1.39639 12/11/2020	639	(12)	(0.00)
구입 USD 판매 GBP 에 1.28638 12/11/2020	1,879	(13)	(0.00)
구입 NOK 판매 USD 에 9.43940 12/11/2020	1,248	(13)	(0.00)
구입 EUR 판매 USD 에 0.85607 12/11/2020	5,386	(13)	(0.00)
구입 USD 판매 CAD 에 0.74801 12/11/2020	3,538	(14)	(0.00)
구입 GBP 판매 USD 에 0.74527 12/11/2020	403	(14)	(0.00)
구입 GBP 판매 USD 에 0.76351 12/11/2020	1,443	(16)	(0.00)
구입 EUR 판매 USD 에 0.84628 06/11/2020	1,137	(16)	(0.00)
구입 EUR 판매 USD 에 0.85279 06/11/2020	2,788	(18)	(0.00)
구입 EUR 판매 USD 에 0.84617 12/11/2020	1,282	(18)	(0.00)
구입 EUR 판매 USD 에 0.84703 12/11/2020	1,459	(19)	(0.00)
구입 GBP 판매 USD 에 0.76516 12/11/2020	2,281	(20)	(0.00)
구입 EUR 판매 USD 에 0.84240 12/11/2020	1,067	(20)	(0.00)
구입 EUR 판매 USD 에 0.84761 12/11/2020	1,904	(23)	(0.00)
구입 EUR 판매 USD 에 0.84284 12/11/2020	1,313	(23)	(0.00)
구입 SEK 판매 USD 에 8.67080 12/11/2020	1,032	(25)	(0.00)
구입 NOK 판매 USD 에 8.97158 12/11/2020	414	(25)	(0.00)
구입 EUR 판매 USD 에 0.84773 06/11/2020	2,275	(28)	(0.00)
구입 CAD 판매 USD 에 1.31821 12/11/2020	2,978	(30)	(0.00)
구입 USD 판매 JPY 에 0.00947 12/11/2020	3,405	(33)	(0.00)
구입 USD 판매 JPY 에 0.00949 12/11/2020	4,717	(34)	(0.00)
구입 GBP 판매 USD 에 0.77078 06/11/2020	25,270	(37)	(0.00)
구입 CAD 판매 USD 에 1.31637 12/11/2020	3,302	(38)	(0.00)
구입 AUD 판매 USD 에 1.40234 12/11/2020	2,710	(38)	(0.00)
구입 EUR 판매 USD 에 0.83992 12/11/2020	1,886	(40)	(0.00)
구입 AUD 판매 USD 에 1.35490 12/11/2020	833	(40)	(0.00)

현재 투자종목 명세서서 2020년 10월 31일

	기본 노출 EUR	미실현 이익 / (손실) EUR	% 순자산
구입 NZD 판매 USD 에 1.49108 12/11/2020	3,314	(42)	(0.00)
구입 EUR 판매 USD 에 0.85609 06/11/2020	17,654	(45)	(0.00)
구입 AUD 판매 USD 에 1.38999 12/11/2020	2,064	(47)	(0.00)
구입 EUR 판매 USD 에 0.85226 12/11/2020	7,095	(49)	(0.00)
구입 USD 판매 JPY 에 0.00941 12/11/2020	3,374	(54)	(0.00)
구입 AUD 판매 USD 에 1.38572 12/11/2020	2,298	(59)	(0.00)
구입 NOK 판매 USD 에 8.97703 12/11/2020	1,039	(61)	(0.00)
구입 AUD 판매 USD 에 1.38260 12/11/2020	2,688	(75)	(0.00)
구입 EUR 판매 USD 에 0.84277 12/11/2020	4,710	(84)	(0.00)
구입 NOK 판매 USD 에 8.99863 12/11/2020	2,090	(118)	(0.00)
구입 GBP 판매 USD 에 0.75898 12/11/2020	7,293	(122)	(0.00)
구입 SEK 판매 USD 에 8.69658 12/11/2020	5,917	(128)	(0.00)
구입 USD 판매 GBP 에 1.28423 06/11/2020	24,873	(216)	(0.00)
구입 NOK 판매 USD 에 9.28964 12/11/2020	9,123	(236)	(0.00)
구입 EUR 판매 AUD 에 0.60190 12/11/2020	108,474	(255)	(0.00)
구입 EUR 판매 USD 에 0.84324 12/11/2020	61,977	(1,078)	(0.00)
구입 EUR 판매 USD 에 0.84567 19/11/2020	259,897	(3,745)	(0.00)
		(2,565)	(0.00)

선물

	CCY	기본 노출	미실현 이익 / (손실) EUR	% 순자산
Euro-Bund Bond Future 08/12/2020	EUR	1,442,907	8,005	0.01
Euro-Bobl Bond Future 08/12/2020	EUR	229,180	443	0.00
US Long Bond Future 21/12/2020	USD	(5,172)	110	0.00
Long Gilt Bond Future 29/12/2020	GBP	(20,764)	75	0.00
호주 10 년 Bond Future 15/12/2020	AUD	12,742	23	0.00
US Treasury Note 2 Year Bond Future 31/12/2020	USD	2,709	0	0.00
Japan 10 Year Bond Future 14/12/2020	JPY	(1,823,319)	(6)	(0.00)
Euro-Schatz Bond Future 08/12/2020	EUR	(8,221)	(13)	(0.00)
Canadian 10 Year Bond Future 18/12/2020	CAD	17,402	(23)	(0.00)
US Treasury Note 5 Year Bond Future 31/12/2020	USD	25,252	(46)	(0.00)
US Ultra Bond Future 21/12/2020	USD	7,492	(123)	(0.00)
US Treasury Note 10 Year Bond Future 21/12/2020	USD	28,418	(124)	(0.00)
미국 10 년 Ultra Bond Future 21/12/2020	USD	13,499	(142)	(0.00)
Euro Buxl 30 Year Bond Future 08/12/2020	EUR	(133,903)	(1,514)	(0.00)
Euro-BTP Bond Future 08/12/2020	EUR	(465,013)	(1,919)	(0.00)
			4,746	0.00

금리 스왑

	CCY	기본 노출	미실현 이익 / (손실) EUR	% 순자산
Receive fixed 1.0872% pay float. (6m AUD BB) 27/03/2030	AUD	7,435	150	0.00
Receive fixed 0.4123% pay float. (6m CHF LIBOR) 04/06/2028	CHF	1,409	92	0.00
Receive fixed 0.2985% pay float. (6m CHF LIBOR) 31/07/2027	CHF	1,667	89	0.00
Receive fixed 0.9117% pay float. (6m AUD BB) 01/05/2030	AUD	5,391	54	0.00
Receive fixed 0.5323% pay float. (6m CHF LIBOR) 12/11/2028	CHF	617	47	0.00
Receive fixed 0.1818% pay float. (6m CHF LIBOR) 04/09/2027	CHF	678	31	0.00
Receive fixed 0.8077% pay float. (6m AUD BB) 17/07/2030	AUD	8,791	27	0.00
Receive fixed 0.4098% pay float. (6m CHF LIBOR) 04/04/2028	CHF	388	25	0.00
Receive fixed 0.3598% pay float. (3m STIBOR) 26/05/2030	SEK	14,147	11	0.00
Pay fixed -0.008% receive float. (6m JPY LIBOR) 26/05/2030	JPY	142,250	6	0.00
Pay fixed 0.5103% receive float. (3m NZ) 13/10/2030	NZD	5,409	2	0.00
Receive fixed 0.7477% pay float. (6m AUD BB) 07/08/2030	AUD	740	0	0.00
Receive fixed 0.2778% pay float. (3m STIBOR) 10/08/2030	SEK	2,766	0	0.00
Receive fixed -0.34% pay float. (6m CHF LIBOR) 10/08/2030	CHF	159	0	0.00
Receive fixed 0.7487% pay float. (6m AUD BB) 06/10/2030	AUD	2,854	(4)	(0.00)
Pay fixed 0.061% receive float. (6m JPY LIBOR) 25/03/2030	JPY	336,191	(5)	(0.00)
Pay fixed -0.2458% receive float. (6m EURIBOR) 10/08/2030	EUR	1,480	(5)	(0.00)
Pay fixed 1.2025% receive float. (3m NZ) 19/08/2029	NZD	176	(7)	(0.00)
Pay fixed 0.0952% receive float. (6m JPY LIBOR) 16/12/2029	JPY	187,211	(8)	(0.00)
Pay fixed -0.2058% receive float. (6m EURIBOR) 09/03/2030	EUR	1,004	(9)	(0.00)
Pay fixed 0.6443% receive float. (3m NZ) 10/08/2030	NZD	1,374	(11)	(0.00)
Receive fixed 0.2253% pay float. (3m STIBOR) 16/03/2030	SEK	36,752	(12)	(0.00)
Receive fixed 0.9348% pay float. (3m CDOR) 06/08/2030	CAD	1,339	(15)	(0.00)
Receive fixed 0.0085% pay float. (6m JPY LIBOR) 24/06/2029	JPY	605,063	(15)	(0.00)
Pay fixed 0.1553% receive float. (6m CHF LIBOR) 11/06/2029	CHF	652	(15)	(0.00)
Pay fixed 2.415% receive float. (3m NZ) 12/02/2029	NZD	211	(20)	(0.00)
Receive fixed 0.0427% pay float. (6m JPY LIBOR) 13/08/2029	JPY	433,937	(22)	(0.00)
Pay fixed 0.1202% receive float. (6m JPY LIBOR) 08/01/2030	JPY	409,324	(26)	(0.00)
Pay fixed -0.1898% receive float. (6m EURIBOR) 20/07/2030	EUR	2,731	(26)	(0.00)
Pay fixed -0.1298% receive float. (6m EURIBOR) 25/05/2030	EUR	1,850	(29)	(0.00)
Pay fixed 1.3628% receive float. (3m NZ) 21/10/2029	NZD	758	(36)	(0.00)
Receive fixed 0.078% pay float. (6m JPY LIBOR) 27/08/2029	JPY	602,138	(47)	(0.00)
Pay fixed 1.193% receive float. (3m NZ) 14/10/2029	NZD	1,515	(58)	(0.00)
Pay fixed -0.0298% receive float. (6m EURIBOR) 06/04/2030	EUR	2,643	(69)	(0.00)
Pay fixed 0.5986% receive float. (6m WIBO) 08/06/2025	PLN	52,670	(78)	(0.00)
Pay fixed 0.1047% receive float. (6m EURIBOR) 24/03/2030	EUR	2,378	(93)	(0.00)
Pay fixed 0.7323% receive float. (3m NZ) 20/07/2030	NZD	7,928	(103)	(0.00)
Pay fixed -0.1578% receive float. (6m EURIBOR) 18/05/2030	EUR	8,439	(112)	(0.00)
Pay fixed 0.0857% receive float. (6m EURIBOR) 08/07/2029	EUR	3,171	(118)	(0.00)
Pay fixed 0.68% receive float. (6m WIBO) 11/05/2025	PLN	53,279	(122)	(0.00)
Pay fixed 0.0317% receive float. (6m EURIBOR) 05/08/2029	EUR	4,369	(141)	(0.00)
Pay fixed -0.0133% receive float. (6m EURIBOR) 27/04/2030	EUR	6,061	(167)	(0.00)
Pay fixed 0.5237% receive float. (6m EURIBOR) 06/05/2029	EUR	2,275	(172)	(0.00)
Receive fixed 0.97% pay float. (3m CDOR) 16/07/2030	CAD	19,556	(178)	(0.00)
Pay fixed 3.241% receive float. (3m NZ) 11/06/2028	NZD	2,044	(259)	(0.00)
Pay fixed 0.2982% receive float. (6m EURIBOR) 10/06/2029	EUR	6,360	(355)	(0.00)
Pay fixed 2.9% receive float. (3m New Zealand) 08/10/2028	NZD	3,806	(440)	(0.00)
Pay fixed 2.36% receive float. (3m New Zealand) 18/03/2029	NZD	4,775	(450)	(0.00)
			(2,693)	(0.00)

인플레이션 스왑

	CCY	기본 노출	미실현 이익 / (손실) EUR	% 순자산
Receive fixed 1.975% pay float. (US CPI) 15/10/2030	USD	1,126	0	0.00
Receive fixed 1.754% pay float. (US CPI) 03/08/2030	USD	2,131	(60)	(0.00)
Receive fixed 1.778% pay float. (US CPI) 27/07/2030	USD	3,045	(72)	(0.00)
			(132)	(0.00)

하룻밤 지수 스왑

	CCY	기본 노출	미실현 이익 / (손실) EUR	% 순자산
Receive fixed 0.1098% pay float. (1d SONIA) 17/09/2030	GBP	8,897	(77)	(0.00)
			(77)	(0.00)

기타 자산 및 부채	1,397,117	1.09
순자산	127,650,858	100.00

지역별 배분

국가	국가 코드	% 순자산
독일	DE	67.86
미국	US	11.12
네덜란드	NL	4.45
영국	GB	4.11
프랑스	FR	1.76
룩셈부르크	LU	1.72
이탈리아	IT	1.43
아일랜드	IE	1.25
스위스	CH	1.10
덴마크	DK	0.87
벨기에	BE	0.54
노르웨이	NO	0.54
한국	KR	0.53
스웨덴	SE	0.53
일본	JP	0.43
호주	AU	0.40
초 국가	SU	0.19
핀란드	FI	0.07
스페인	ES	0.01
케이맨 제도	KY	0.01
인도네시아	ID	0.00
홍콩	HK	0.00
싱가포르	SG	0.00
버진 아일랜드 (영국령)	VG	0.00
아랍 에미리트	AE	0.00
버뮤다	BM	0.00
멕시코	MX	0.00
오스트리아	AT	0.00
Saudi Arabia	SA	0.00
이스라엘	IL	0.00
인도	IN	0.00
캐나다	CA	0.00
현금 및 기타 순자산		1.11

현재 투자종목 명세서서 2020년 10월 31일

공인된 주식 또는 공식 증권거래소에서 거래됨

에너지

	국가 코드	CCY	주식 또는 명목	시장 가격 EUR	% 순자산
Repsol International Fin. 4.247% VRN (Perpetual)	NL	EUR	1,189,866	1,209,202	0.55
BP Capital Markets 3.625% VRN (Perpetual)	GB	EUR	1,013,471	1,042,479	0.47
Eni 3.375% VRN (Perpetual)	IT	EUR	947,996	939,952	0.43
Reliance Industries	IN	INR	15,725	373,680	0.17
Equinor	NO	NOK	30,482	332,675	0.15
Total	FR	EUR	11,194	289,037	0.13
Royal Dutch Shell (B)	NL	GBP	25,332	261,670	0.12
PTT	TH	THB	187,657	159,850	0.07
Marathon Petroleum	US	USD	5,352	131,247	0.06
Lukoil	RU	USD	2,978	130,352	0.06
John Wood Group	GB	GBP	53,432	126,015	0.06
SBM Offshore	NL	EUR	6,411	88,728	0.04
BP Capital Markets 3.25% VRN (Perpetual)	GB	EUR	84,756	87,223	0.04
Chevron	US	USD	1,305	76,714	0.03
Eni 2.625% VRN (Perpetual)	IT	EUR	67,208	66,658	0.03
TOTAL 3.875% VRN (Perpetual) EMTN	FR	EUR	50,475	52,659	0.02
Tatneft (Pref'd)	RU	USD	11,954	51,257	0.02
Cairn Energy	GB	GBP	32,933	50,901	0.02
CNOOC	CN	HKD	57,696	45,162	0.02
Lundin Energy	SE	SEK	2,720	44,617	0.02
Royal Dutch Shell (A) (NL)	NL	EUR	3,759	40,915	0.02
Galp Energia SGPS	PT	EUR	5,735	39,881	0.02
China Petroleum & Chemical (H)	CN	HKD	104,497	34,970	0.02
Diversified Gas & Oil	US	GBP	27,228	33,848	0.02
Equinor 3.125% 06/04/2030	NO	USD	32,264	30,654	0.01
Gazprom	RU	USD	17,552	29,311	0.01
Marathon Petroleum 6.50% 01/03/2041	US	USD	28,498	28,596	0.01
Energy Transfer Operating 6.25% 15/04/2049	US	USD	26,985	24,433	0.01
Jadestone Energy	SG	GBP	44,607	22,816	0.01
Cespa Finance 2.25% 13/02/2026 EMTN	ES	EUR	21,793	22,747	0.01
Medco Bell Pte 6.375% 30/01/2027 Reg S	SG	USD	29,924	22,744	0.01
Repsol Int'l Finance 4.50% VRN 25/03/2075	NL	EUR	21,031	21,820	0.01
Equinor 3.70% 06/04/2050	NO	USD	22,075	21,153	0.01
ONEOK 3.40% 01/09/2029	US	USD	25,146	21,024	0.01
ONEOK 7.50% 01/09/2023	US	USD	21,080	20,590	0.01
Shell International Fin. 1.25% 11/11/2032 EMTN	NL	EUR	18,935	20,565	0.01
Pertamina Persero 4.15% 25/02/2060 Reg S	ID	USD	23,951	20,502	0.01
Shell Int'l Finance 3.25% 06/04/2050	NL	USD	22,096	19,637	0.01
China Shenhua Energy (H)	CN	HKD	12,807	19,041	0.01
Medco Oak Tree Pte 7.375% 14/05/2026 Reg S	SG	USD	22,102	18,444	0.01
BP Capital Markets 3.161% 17/03/2021 EMTN	GB	USD	19,554	16,934	0.01
Hess 5.80% 01/04/2047	US	USD	17,602	16,927	0.01
Hessen 5.60% 15/02/2041	US	USD	16,764	15,424	0.01
Saudi Arabian Oil 2.75% 16/04/2022 Reg S	SA	USD	17,208	15,117	0.01
Delek & Avner Tamar Bond 5.412% 30/12/2025	IL	USD	16,764	14,775	0.01
Energy Transfer Operating 6.00% 15/06/2048	US	USD	16,034	14,119	0.01
Energy Transfer Operating 5.00% 15/05/2050	US	USD	17,051	13,673	0.01
Repsol Intl. Finance 3.75% VRN (Perpetual)	NL	EUR	12,619	12,671	0.01
Reliance Industries	IN	INR	872	11,936	0.01
Valero Energy 2.70% 15/04/2023	US	USD	13,036	11,517	0.01
Periama Holdings 5.95% 19/04/2026	US	USD	13,036	11,217	0.01
Pertamina Persero 3.10% 27/08/2030 Reg S	ID	USD	12,595	11,208	0.01
Indika Energy Capital 8.25% 22/10/2025 Reg S	SG	USD	13,036	11,186	0.01
BP Capital Markets 1.00% 28/04/2023	GB	GBP	9,907	11,047	0.01
Puma Int'l Fin. 5.125% 06/10/2024 Reg S	LU	USD	14,717	10,740	0.00
Pioneer Natural Resources 1.90% 15/08/2030	US	USD	13,036	10,496	0.00
BP Capital Markets 4.375% VRN (Perpetual)	GB	USD	11,785	10,469	0.00
Energy Transfer Operating 5.25% 15/04/2029	US	USD	10,950	10,189	0.00
Reabold Resources	GB	GBP	1,520,474	9,890	0.00
Equinor 2.38% 22/05/2030	NO	USD	10,585	9,484	0.00
PetroChina (H)	CN	HKD	38,400	9,240	0.00
Kosmos Energy	US	GBP	9,802	8,965	0.00
Adaro Indonesia 4.25% 31/10/2024 Reg S	ID	USD	9,884	8,452	0.00
Energy Transfer Operating 4.05% 15/03/2025	US	USD	8,082	7,302	0.00
Equinor 1.375% 22/05/2032 EMTN	NO	EUR	6,320	6,993	0.00
CGG	FR	EUR	13,192	6,327	0.00
HPCL-Mittal Energy 5.25% 28/04/2027	IN	USD	7,111	6,222	0.00
ABM Investama 7.125% 01/08/2022 Reg S	ID	USD	11,022	6,173	0.00
Longboat Energy	GB	GBP	6,084	5,953	0.00
Mongolian Mining 9.25% 15/04/2024 Reg S	SU	USD	8,296	5,802	0.00
Energy Transfer Operating 4.50% 15/04/2024	US	USD	6,062	5,527	0.00
Puma Int'l Fin. 5.00% 24/01/2026 Reg S	LU	USD	7,348	5,226	0.00
Thaioil Treasury Centre 3.75% 18/06/2050 Reg S	TH	USD	5,037	4,000	0.00
Chevron 3.078% 11/05/2050	US	USD	4,229	3,775	0.00
Thaioil Treasury Centre 4.875% 23/01/2043 Reg S	TH	USD	3,852	3,645	0.00
Pertamina Persero 6.50% 27/05/2041 Reg S	ID	USD	3,063	3,393	0.00
Pertamina Persero 6.00% 03/05/2042 Reg S	ID	USD	3,058	3,204	0.00
China Oilfield Services (H)	CN	HKD	4,497	2,328	0.00
Star Petroleum Refining	TH	THB	14,464	2,104	0.00
Denbury	US	USD	98	1,379	0.00
				6,428,798	**2.91**

유틸리티

	국가 코드	CCY	주식 또는 명목	시장 가격 EUR	% 순자산
NextEra Energy	US	USD	7,643	484,066	0.22
National Grid	GB	GBP	45,735	467,343	0.21
Enel	IT	EUR	38,831	265,369	0.12
Engie	FR	EUR	20,109	208,829	0.09
Enel 8.75% VRN 24/09/2073	IT	USD	134,440	133,246	0.06
Fortum	FI	EUR	7,685	124,119	0.06
American Water Works	US	USD	835	108,482	0.05
CMS Energy	US	USD	1,777	97,101	0.04
EDF 6.00% VRN (Perpetual) EMTN	FR	GBP	79,842	96,492	0.04
NGG Finance 5.625% VRN 18/06/2073	GB	GBP	64,903	81,577	0.04
RWE	DE	EUR	2,001	63,615	0.03
United Utilities Group	GB	GBP	6,500	62,407	0.03
EDF 3.375% VRN (Perpetual)	FR	EUR	53,742	52,870	0.02
Iberdrola International 2.250% VRN (Perpetual)	NL	EUR	50,804	50,818	0.02
Exelon	US	USD	1,453	49,651	0.02
EDF 5.375% VRN (Perpetual) EMTN	FR	EUR	42,062	46,244	0.02
Innogy Finance 6.25% 03/06/2030 EMTN	NL	GBP	28,498	44,949	0.02
Italgas	IT	EUR	9,040	44,858	0.02
SSE 3.74% VRN (Perpetual)	GB	GBP	33,650	38,576	0.02
Tennet Holdings 2.995% VRN (Perpetual)	NL	EUR	36,088	37,295	0.02
DWR Cymru Financing UK 1.625% 31/03/2026 EMTN	GB	GBP	31,407	35,312	0.02
Tennet Holdings 2.374% VRN (Perpetual)	NL	EUR	32,791	33,043	0.01
EDF 4.00% VRN (Perpetual)	FR	EUR	26,868	27,976	0.01
SP Powerassets 3.00% 26/09/2027 Reg S	SG	USD	27,660	26,024	0.01
Edison International 5.75% 15/06/2027	US	USD	25,146	24,533	0.01
Inter RAO UES P	RU	USD	445,070	24,486	0.01
NextEra Energy Capital Holdings 2.75% 01/11/2029	US	USD	25,146	23,223	0.01
Rubis	FR	EUR	762	21,483	0.01
Power Grid Corporation of (India)	IN	INR	10,149	20,074	0.01
Tenaga Nasional	MY	MYR	9,672	19,054	0.01
Mega First	MY	MYR	11,289	16,228	0.01
NextEra Energy Capital 2.25% 01/06/2030	US	USD	17,815	15,832	0.01
First Gen	PH	PHP	30,826	15,580	0.01
Greenko Investment 4.875% 16/08/2023 Reg S	MU	USD	16,449	14,208	0.01
SSE 4.75% VRN 16/09/2077	GB	USD	15,689	13,938	0.01
Orsted 1.75% VRN 09/12/3019	DK	EUR	13,670	13,691	0.01
Perusahaan Listrik Negara 4.375% 05/02/2050 Reg S	ID	USD	15,051	13,435	0.01
Innogy Finance 0.75% 30/11/2022 EMTN	NL	EUR	12,243	12,473	0.01
Perusahaan Listrik Negara 4.00% 30/06/2050 Reg S	ID	USD	14,518	12,349	0.01
Enel Finance International 0.00% 17/06/2024 EMTN	NL	EUR	12,243	12,294	0.01
CLP Power Hong Kong Fin. 2.125% 30/06/2030 EMTN	VG	USD	13,830	11,937	0.01
Star Energy Geothermal 6.75% 24/04/2033 Reg S	VG	USD	12,484	11,842	0.01
ReNew Power 5.875% 05/03/2027 Reg S	IN	USD	13,155	11,595	0.01
Star Energy Geothermal 4.85% 14/10/2038 Reg S	BM	USD	12,453	11,000	0.00
Severn Trent Utilities Fin. 2.00% 02/06/2040 EMTN	GB	GBP	9,136	10,686	0.00
Guangdong Investment	HK	HKD	8,149	10,373	0.00
Greenko Solar Mauritius 5.95% 29/07/2026 Reg S	MU	USD	11,306	10,270	0.00
Greenko Solar Mauritius 5.55% 29/01/2025 Reg S	MU	USD	10,678	9,447	0.00
China Resources Power Holdings	HK	HKD	9,645	8,616	0.00
EDP Finance 8.625% 04/01/2024 EMTN	NL	GBP	5,876	8,076	0.00
Cikarang Listrindo	ID	IDR	222,008	7,775	0.00
ELM For Firmenich Intel. 3.75% VRN (Perpetual)	NL	EUR	7,151	7,454	0.00
SMC Global Power Holdings 5.95% VRN (Perpetual)	PH	USD	8,948	7,429	0.00
West Holdings	JP	JPY	251	7,380	0.00
CK Infrastructure Holdings	HK	HKD	1,725	6,983	0.00
Huadian Power International (H)	CN	HKD	27,038	5,755	0.00
Neerg Energy 6.00% 13/02/2022 Reg S	MU	USD	6,103	5,330	0.00
China Resources Gas Group	HK	HKD	1,423	5,301	0.00
GCL New Energy Holdings 7.10% 30/01/2021	BM	USD	9,481	3,947	0.00
SMC Global Power Holdings 5.70% VRN (Perpetual)	PH	USD	4,326	3,523	0.00
EDF 3.00% VRN (Perpetual)	FR	EUR	3,365	3,312	0.00
ENN Energy 2.625% 17/09/2030 Reg S	KY	USD	2,904	2,509	0.00
				3,123,683	**1.42**

소재

	국가 코드	CCY	주식 또는 명목	시장 가격 EUR	% 순자산
Air Products and Chemicals	US	USD	1,897	448,352	0.20
Arcelormittal	LU	EUR	24,909	290,236	0.13
BHP Group (UK)	AU	GBP	16,657	275,998	0.13
Air Liquide	FR	EUR	1,595	200,215	0.09
FMC	US	USD	2,212	194,657	0.09
Vale ADR	BR	USD	20,364	186,151	0.08
Endeavour Mining	MC	CAD	7,929	164,122	0.07
Sibanye Stillwater	ZA	ZAR	62,462	154,941	0.07
DuPont de Nemours	US	USD	2,551	124,055	0.06
Celanese	US	USD	1,188	114,710	0.05
Impala Platinum Holdings	ZA	ZAR	14,566	109,921	0.05
LafargeHolcim	CH	CHF	2,754	101,505	0.05
Harmony Gold Mining	ZA	ZAR	22,574	95,158	0.04
Anglo American	GB	GBP	4,506	90,749	0.04

* 이사회 결정으로 가격이 책정된 유가증권.
별첨 재무제표에 대한 주석은 본 재무제표의 중요한 일부입니다. 투자종목 명세서 및 지역별 배분의 순자산 비율은 반올림되었습니다.

현재 투자종목 명세서서 2020년 10월 31일

	국가 코드	CCY	주식 또는 명목	시장 가격 EUR순	% 자산
Victrex	GB	GBP	4,132	84,772	0.04
DRDGOLD	ZA	ZAR	90,138	84,473	0.04
Shin-Etsu Chemical	JP	JPY	610	69,990	0.03
Asian Paints	IN	INR	2,396	61,302	0.03
Skshu Paint (A)	CN	CNY	3,216	61,147	0.03
Kenmare Resources	IE	GBP	18,505	59,670	0.03
SIG Combibloc Group	CH	CHF	3,042	53,712	0.02
UltraTech Cement	IN	INR	1,003	53,059	0.02
Lundin Gold	CA	CAD	6,956	49,318	0.02
ABJA Investment 5.45% 24/01/2028	SG	USD	57,715	47,958	0.02
Synthomer	GB	GBP	11,392	47,781	0.02
Fuchs Petrolub (Pref'd)	DE	EUR	1,052	46,494	0.02
Ashland 6.875% 15/05/2043	US	USD	38,694	42,701	0.02
Solvay Finance 5.869% VRN (Perpetual)	FR	EUR	37,856	42,067	0.02
Essentra	GB	GBP	15,220	41,733	0.02
African Rainbow Minerals	ZA	ZAR	3,373	40,571	0.02
Holcim Finance Luxembourg 3.00% VRN (Perpetual)	LU	EUR	37,646	38,407	0.02
Kansai Paint	JP	JPY	1,693	37,496	0.02
Huhtamaki	FI	EUR	838	35,148	0.02
Sumitomo Metal Mining	JP	JPY	1,299	34,646	0.02
Wienerberger	AT	EUR	1,595	34,545	0.02
BHP Billiton Finance 5.625% VRN 22/10/2079	AU	EUR	26,651	31,235	0.01
Verallia	FR	EUR	1,296	30,983	0.01
Rhi Magnesita	AT	GBP	1,081	30,763	0.01
Siam Cement	TH	THB	3,233	30,012	0.01
Glencore	CH	GBP	16,209	28,097	0.01
Indonesia 5.71% 15/11/2023 Reg S	ID	USD	29,540	27,928	0.01
Boliden (B)	SE	SEK	1,108	26,012	0.01
JSW Steel 5.375% 04/04/2025	IN	USD	30,038	25,804	0.01
Gold Fields Orogen Hldgs 6.125% 15/05/2029 Reg S	VG	USD	25,146	25,792	0.01
Baoshan Iron & Steel (A)	CN	CNY	34,531	23,656	0.01
Suzano Austria 3.75% 15/01/2031	AT	USD	25,565	22,574	0.01
Arcelormittal 7.25% 15/10/2039	LU	USD	21,468	22,547	0.01
Korea Zinc	KR	KRW	77	22,464	0.01
Internatinl Flavors & Fragrances 1.80% 25/09/2026	US	EUR	20,955	22,350	0.01
DS Smith 1.375% 26/07/2024	GB	EUR	20,955	21,572	0.01
NOF	JP	JPY	655	21,149	0.01
BHP Billiton Finance 6.50% VRN 22/10/2077	AU	GBP	16,825	20,485	0.01
DuPont de Nemours 2.169% 01/05/2023	US	USD	22,761	19,729	0.01
Ball 5.25% 01/07/2025	US	USD	19,671	19,129	0.01
Air Water	JP	JPY	1,457	17,879	0.01
Nabaltec	DE	EUR	853	16,982	0.01
Anhui Conch Cement (A)	CN	CNY	2,554	16,685	0.01
Sumitomo Bakelite	JP	JPY	679	16,503	0.01
Ball 1.50% 15/03/2027	US	EUR	16,764	16,499	0.01
LYB International Finance 3.80% 10/01/2060	US	USD	19,499	16,208	0.01
BHP Group	AU	AUD	790	16,159	0.01
Vedanta Resources 6.125% 09/08/2024 Reg S	GB	USD	32,015	16,083	0.01
JSW Steel 5.95% 18/04/2024	IN	USD	17,483	15,420	0.01
Solvay 4.25% VRN (Perpetual)	BE	EUR	13,460	14,130	0.01
ATA IMS	MY	MYR	31,363	13,533	0.01
Indonesia 5.23% 15/11/2021 Reg S	ID	USD	14,731	13,156	0.01
LYB International Finance 3.375% 01/10/2040	US	USD	13,146	11,230	0.01
Fuso Chemical	JP	JPY	354	10,397	0.00
Evolution Mining	AU	AUD	3,030	10,178	0.00
Nickel Mines	AU	AUD	18,657	10,071	0.00
Scientex	MY	MYR	3,922	9,632	0.00
UPL 5.25% VRN (Perpetual)	MU	USD	10,903	8,830	0.00
West China Cement	CN	HKD	66,105	8,431	0.00
Sig Combib 2.125% 18/06/2025 Reg S	LU	EUR	7,717	7,896	0.00
Merdeka Copper Gold	ID	IDR	72,756	7,789	0.00
Indocement Tunggal Prakarsa (A)	ID	IDR	10,880	7,706	0.00
Ivanhoe Mines	CA	CAD	2,289	7,523	0.00
Inalum 6.53% 15/11/2028 Reg S	ID	USD	6,714	7,034	0.00
Skshu Paint (A)	CN	CNY	361	6,872	0.00
Jiangxi Copper (H)	CN	HKD	6,665	6,826	0.00
Vedanta Resources 6.375% 30/07/2022 Reg S	GB	USD	10,713	6,511	0.00
Severstal	RU	USD	549	6,440	0.00
Shenzhen YUTO Packaging Technology	CN	CNY	1,392	5,288	0.00
Beijing Oriental Yuhong Waterproof Technology (A)	CN	CNY	1,052	5,014	0.00
TOA Paint Thailand	TH	THB	5,622	4,982	0.00
Vedanta Resources 7.125% 31/05/2023 Reg S	GB	USD	9,161	4,875	0.00
Tianqi Fin 3.75% 28/11/2022	VG	USD	13,171	4,711	0.00
Fujimi	JP	JPY	143	4,371	0.00
Aluminum Corp of China	CN	HKD	22,767	4,265	0.00
DS Smith 0.875% 12/09/2026 EMTN	GB	EUR	4,191	4,227	0.00
Trafigura Group Pte 6.875% VRN (Perpetual)	SG	USD	5,184	4,218	0.00
Angang Steel (H)	CN	HKD	15,806	3,982	0.00
Lotte Chemical Titan Holding	MY	MYR	8,548	3,675	0.00
Sahamitr Pressure Container	TH	THB	11,516	3,574	0.00
PPC	ZA	ZAR	105,140	2,945	0.00
Shenzhen YUTO Packaging Technology	CN	CNY	547	2,077	0.00
Baoshan Iron & Steel (A)	CN	CNY	2,917	1,999	0.00
Blackstone Minerals	AU	AUD	5,718	1,191	0.00
				4,474,038	**2.03**

산업재

	국가 코드	CCY	주식 또는 명목	시장 가격 EUR순	% 자산
Wolters Kluwer	NL	EUR	8,415	585,482	0.27
Siemens	DE	EUR	5,575	561,440	0.25
SKF	SE	SEK	23,459	412,726	0.19
Norfolk Southern	US	USD	2,231	395,532	0.18
Allison Transmission Holdings	US	USD	11,292	343,984	0.16
Epiroc	SE	SEK	21,115	260,162	0.12
Johnson Controls International	US	USD	7,143	256,407	0.12
RELX	GB	EUR	14,616	248,540	0.11
TransUnion	US	USD	3,579	243,148	0.11
DCC	IE	GBP	4,077	227,747	0.10
Daikin Industries	JP	JPY	1,324	212,765	0.10
MISUMI Group	JP	JPY	8,169	208,347	0.09
XPO Logistics	US	USD	2,321	177,942	0.08
FANUC	JP	JPY	917	166,633	0.08
Meggitt	GB	GBP	53,898	163,791	0.07
Nidec	JP	JPY	1,820	157,649	0.07
Kansas City Southern	US	USD	966	145,333	0.07
Wizz Air Holdings	CH	GBP	3,985	141,526	0.06
Harmonic Drive Systems	JP	JPY	2,446	139,121	0.06
Oshkosh	US	USD	2,357	136,810	0.06
Recruit Holdings	JP	JPY	4,183	136,779	0.06
Daifuku	JP	JPY	1,447	128,119	0.06
Aalberts	NL	EUR	4,260	122,850	0.06
Makita	JP	JPY	3,219	122,165	0.06
JB Hunt Transport Services	US	USD	1,142	118,655	0.05
United Rentals	US	USD	770	116,844	0.05
Techtronic Industries	HK	HKD	10,027	115,749	0.05
ITOCHU	JP	JPY	5,355	110,438	0.05
WW Grainger	US	USD	368	110,305	0.05
Sandvik	SE	SEK	6,811	104,242	0.05
Casella Waste Systems	US	USD	2,175	103,031	0.05
SMC	JP	JPY	217	98,890	0.04
Vinci	FR	EUR	1,428	96,856	0.04
FTI Consulting	US	USD	1,092	92,900	0.04
Fortive	US	USD	1,659	87,684	0.04
Flughafen Zuerich	CH	CHF	623	72,105	0.03
Greentown Service Group	CN	HKD	66,702	62,835	0.03
Safran	FR	EUR	688	62,312	0.03
Balfour Beatty	GB	GBP	25,130	59,685	0.03
ManpowerGroup	US	USD	1,009	58,355	0.03
THK	JP	JPY	2,471	56,224	0.03
DKSH Holding	CH	CHF	915	50,556	0.02
Assa Abloy	SE	SEK	2,673	49,302	0.02
Alpha Financial Markets Consulting	GB	GBP	20,349	48,647	0.02
L3Harris Technologies	US	USD	349	47,538	0.02
Morgan Advanced Materials	GB	GBP	16,864	46,878	0.02
Airports of Thailand	TH	THB	32,472	46,108	0.02
UT Group	JP	JPY	1,620	43,367	0.02
Inwido	SE	SEK	4,704	42,854	0.02
Varta	DE	EUR	395	42,482	0.02
Inspired Energy	GB	GBP	275,038	38,992	0.02
Controladora Vuela Cia de Aviacion ADR	MX	USD	5,426	36,650	0.02
Yaskawa Electric	JP	JPY	1,087	36,267	0.02
MTR 1.625% 19/08/2030 EMTN	HK	USD	41,909	35,155	0.02
DP World 2.375% 25/09/2026 Reg S	AE	EUR	33,528	33,841	0.02
Air Lease	US	USD	1,413	33,051	0.01
RELX	GB	GBP	1,905	32,350	0.01
Hitachi Construction Machinery	JP	JPY	1,476	31,251	0.01
Schaeffler Finance 3.25% 15/05/2025 Reg S	NL	EUR	29,337	29,773	0.01
SHO-BOND Holdings	JP	JPY	699	28,962	0.01
Holding d'Infrastructures 2.50% 04/05/2027 EMTN	FR	EUR	25,146	27,386	0.01
AA Bond 2.75% 31/07/2023 EMTN	GB	GBP	25,146	27,065	0.01
Penta-Ocean Construction	JP	JPY	4,961	27,022	0.01
Honeywell International 0.00% 10/03/2024	US	EUR	24,486	24,600	0.01
Zhuzhou CRRC Times Electric (H)	CN	HKD	9,151	24,177	0.01
LISI	FR	EUR	1,732	24,034	0.01
Clarkson	GB	GBP	1,058	23,643	0.01
Volvo Treasury 4.85% VRN 10/03/2078	SE	EUR	21,031	22,678	0.01
Simplybiz Group	GB	GBP	14,597	22,398	0.01
Siemens Energy	DE	EUR	1,184	22,261	0.01
Xylem 2.25% 30/01/2031	US	USD	22,564	20,278	0.01
SITC International Holdings	HK	HKD	15,146	20,076	0.01
Heathrow Funding 5.225% 15/02/2023 Reg S	GB	GBP	16,764	19,947	0.01
Singapore Technologies Engineering	SG	SGD	8,791	19,291	0.01
Holding d'Infrastructures 1.625% 27/11/2027 EMTN	FR	EUR	18,440	19,060	0.01
Ryanair 1.125% 15/08/2023 EMTN	IE	EUR	19,488	18,664	0.01
HeadHunter Group ADR	RU	USD	942	18,656	0.01
Trusco Nakayama	JP	JPY	837	18,531	0.01
Sany Heavy Industry (A)	CN	CNY	5,472	18,236	0.01
Makuake	JP	JPY	184	17,850	0.01
COMSYS Holdings	JP	JPY	797	17,399	0.01

현재 투자종목 명세서서 2020년 10월 31일

	국가 코드	CCY	주식 또는 명목	시장 가격 EUR순	% 자산
Ayala	PH	PHP	1,217	16,466	0.01
Mexico City Airport Trust 5.50% 31/07/2047 Reg S	MX	USD	21,793	16,045	0.01
International Container Terminal Services	PH	PHP	7,785	15,878	0.01
CKD	JP	JPY	1,105	15,779	0.01
Boeing 4.875% 01/05/2025	US	USD	16,764	15,661	0.01
National Express Group 2.375% 20/11/2028	GB	GBP	14,249	15,578	0.01
Easyjet 1.75% 09/02/2023 EMTN	GB	EUR	16,764	15,444	0.01
Grupo Aeroportuario del Sureste ADR (B)	MX	USD	157	15,367	0.01
Ashtead Capital 4.375% 15/08/2027 144A	US	USD	16,764	15,108	0.01
General Electric 4.35% 01/05/2050	US	USD	16,445	15,067	0.01
Delhi Int'l Airport 6.125% 31/10/2026 Reg S	IN	USD	16,603	14,534	0.01
ZTO Express Cayman ADR	CN	USD	570	14,293	0.01
Raksul	JP	JPY	333	13,937	0.01
Delhi Int'l Airport 6.45% 04/06/2029 Reg S	IN	USD	15,584	13,520	0.01
Airbus 2.375% 09/06/2040 EMTN	NL	EUR	12,682	13,254	0.01
Titan Wind Energy Suzhou	CN	CNY	13,701	12,616	0.01
Indika Energy Capital Pte 5.875% 09/11/2024 Reg S	SG	USD	15,407	12,511	0.01
Caverion	FI	EUR	2,191	12,335	0.01
Siemens Financier 0.125% 05/06/2022 EMTN	NL	EUR	12,243	12,324	0.01
Kerry Logistics Network	HK	HKD	6,776	12,142	0.01
Miura	JP	JPY	292	11,800	0.01
Arwana Citramulia	ID	IDR	400,145	11,640	0.01
Boeing 3.10% 01/05/2026	US	USD	13,036	11,320	0.01
Ashtead Capital 4.125% 15/08/2025 144A	US	USD	12,775	11,290	0.01
RAC Bond 4.87% 06/05/2026 EMTN	GB	GBP	9,220	10,384	0.00
eHi Car Services 5.875% 14/08/2022	KY	USD	13,984	10,262	0.00
Senior	GB	GBP	16,450	10,024	0.00
Hitachi Transport System	JP	JPY	364	9,916	0.00
Weichai Power (A)	CN	CNY	5,032	9,767	0.00
Southwest Airlines 5.125% 15/06/2027	US	USD	10,119	9,671	0.00
Ryanair 2.875% 15/09/2025 EMTN	IE	EUR	9,639	9,632	0.00
Sinotruk (Hong Kong)	CN	HKD	4,257	9,339	0.00
Fuji Electric	JP	JPY	354	9,224	0.00
Weichai Power (H)	CN	HKD	5,497	8,945	0.00
Beijing Capital International Airport (H)	CN	HKD	16,785	8,803	0.00
GT Capital Holdings	PH	PHP	1,149	8,765	0.00
Kubota	JP	JPY	581	8,667	0.00
Heathrow Funding 2.75% 13/10/2031 EMTN	GB	GBP	7,602	8,446	0.00
Pacific Basin Shipping	HK	HKD	67,353	8,441	0.00
Country Garden Services Holdings	CN	HKD	1,560	8,430	0.00
Rolls-Royce 5.75% 15/10/2027 Reg S	GB	GBP	7,535	8,404	0.00
MonotaRO	JP	JPY	172	8,174	0.00
Daqin Railway (A)	CN	CNY	9,873	8,116	0.00
Sime Darby	MY	MYR	15,523	7,727	0.00
Sinotrans (H)	CN	HKD	30,222	7,681	0.00
Heathrow Funding 9.20% 29/03/2021 EMTN	GB	GBP	6,706	7,671	0.00
Shanghai M&G Stationery	CN	CNY	739	7,624	0.00
Sinopec Engineering Group (H)	CN	HKD	21,600	7,205	0.00
Nihon Flush	JP	JPY	640	7,084	0.00
Rolls-Royce 5.75% 15/10/2027 144A	GB	USD	7,829	6,813	0.00
Titan Wind Energy Suzhou	CN	CNY	7,342	6,756	0.00
LT Group	PH	PHP	31,017	6,348	0.00
Nomura	JP	JPY	1,132	6,282	0.00
Cebu Air	PH	PHP	9,076	6,245	0.00
Service Stream	AU	AUD	4,970	6,016	0.00
Guangshen Railway (H)	CN	HKD	40,615	5,808	0.00
Ushio	JP	JPY	591	5,666	0.00
Rozetta	JP	JPY	338	5,542	0.00
Nippo	JP	JPY	231	5,088	0.00
Hyundai Mipo Dockyard	KR	KRW	236	5,031	0.00
CIMC Enric Holdings	HK	HKD	12,174	4,920	0.00
GMR Int'l Airport 4.25% 27/10/2027 Reg S	IN	USD	6,051	4,701	0.00
Air China (H)	CN	HKD	8,350	4,635	0.00
SBS Transit	SG	SGD	2,523	4,522	0.00
Kung Long Batteries Industrial	TW	TWD	1,075	4,422	0.00
China Southern Airlines (H)	CN	HKD	9,689	4,353	0.00
Kito	JP	JPY	404	4,272	0.00
Keppel	SG	SGD	1,502	4,144	0.00
Dynasty Ceramic	TH	THB	64,356	4,076	0.00
L3 Technologies 3.85% 15/12/2026	US	USD	4,191	4,065	0.00
Sino-Thai Engineering & Construction	TH	THB	14,337	3,976	0.00
Surya Pertiwi	ID	IDR	163,823	3,834	0.00
Taikisha	JP	JPY	163	3,640	0.00
GMR Int'l Airport 5.375% 10/04/2024 Reg S	IN	USD	4,266	3,620	0.00
Sany Heavy Industry (A)	CN	CNY	1,057	3,524	0.00
Raito Kogyo	JP	JPY	285	3,476	0.00
Muhibbah Engineering	MY	MYR	21,450	3,234	0.00
CAR 8.875% 10/05/2022	KY	USD	4,089	3,031	0.00
Techno Smart	JP	JPY	390	2,829	0.00
Nitto Boseki	JP	JPY	84	2,644	0.00
China Singyes Energy Hldgs 6.00% 19/12/2022 Reg S	BM	USD	3,361	2,632	0.00
AA Bond 5.50% 31/07/2022 Reg S	GB	GBP	2,532	2,566	0.00
Trellidor Holdings	ZA	ZAR	30,151	2,550	0.00
Nitta	JP	JPY	137	2,477	0.00
ZTO Express Cayman	CN	HKD	90	2,274	0.00
Boeing 2.50% 01/03/2025	US	USD	2,607	2,226	0.00
Hong Leong Industries	MY	MYR	1,412	2,176	0.00
NARI Technology	CN	CNY	771	2,057	0.00
Monalisa Group	CN	CNY	439	1,688	0.00
Cardig Aero Services	ID	IDR	144,683	1,682	0.00
Nippon Road Co	JP	JPY	26	1,627	0.00
Anhui Heli Co	CN	CNY	859	1,554	0.00
Hirano Tecseed/Kinzoku	JP	JPY	94	1,196	0.00
Koentec	KR	KRW	173	1,111	0.00
Sumitomo Densetsu	JP	JPY	54	1,108	0.00
Weichai Power (A)	CN	CNY	304	590	0.00
China Index Holdings ADR	CN	USD	375	415	0.00
Business Online	TH	THB	2,486	403	0.00
Kosaido	JP	JPY	34	170	0.00
				9,155,710	4.15

정보 기술

	국가 코드	CCY	주식 또는 명목	시장 가격 EUR순	% 자산
Microsoft	US	USD	8,310	1,437,129	0.65
Tencent Holdings	CN	HKD	18,681	1,222,651	0.55
Alphabet (A)	US	USD	798	1,111,329	0.50
Infineon Tech. 2.00% 24/06/2032 EMTN	DE	EUR	736,371	800,169	0.36
Apple	US	USD	8,122	758,943	0.34
Taiwan Semiconductor Manufacturing	TW	TWD	57,032	740,286	0.34
Facebook	US	USD	3,148	717,423	0.33
Samsung Electronics	KR	KRW	14,538	626,977	0.28
SAP	DE	EUR	6,367	582,520	0.26
Visa	US	USD	3,745	579,696	0.26
NXP Semiconductors	NL	USD	3,677	423,230	0.19
Salesforce.com	US	USD	1,826	362,729	0.16
Intel	US	USD	9,311	351,240	0.16
Fidelity National Information Services	US	USD	3,274	349,448	0.16
Infosys	IN	INR	25,986	318,661	0.14
Alphabet	US	USD	208	291,013	0.13
Fiserv	US	USD	3,244	263,187	0.12
Capgemini	FR	EUR	2,577	255,442	0.12
Keyence	JP	JPY	638	248,551	0.11
Qualcomm	US	USD	2,329	246,224	0.11
Sage Group	GB	GBP	28,531	201,643	0.09
SK Hynix	KR	KRW	2,975	181,114	0.08
VMware	US	USD	1,639	180,201	0.08
Lam Research	US	USD	600	177,813	0.08
SS&C Technologies Holdings	US	USD	3,352	170,790	0.08
Murata Manufacturing	JP	JPY	2,813	170,009	0.08
NAVER	KR	KRW	755	166,035	0.08
IPG Photonics	US	USD	945	151,341	0.07
Workday	US	USD	832	150,713	0.07
Shimadzu	JP	JPY	6,089	149,467	0.07
SYNNEX	US	USD	1,322	149,005	0.07
MediaTek	TW	TWD	6,487	132,543	0.06
Tata Consultancy Services	IN	INR	4,218	130,221	0.06
CDW	US	USD	1,153	120,887	0.05
TDK	JP	JPY	1,110	112,077	0.05
Oracle	US	USD	2,300	110,478	0.05
Tokyo Electron	JP	JPY	478	110,226	0.05
Azbil	JP	JPY	3,081	107,399	0.05
Hamamatsu Photonics KK	JP	JPY	2,412	104,254	0.05
Cognex	US	USD	1,707	96,597	0.04
Infineon Technologies	DE	EUR	4,026	96,217	0.04
Micron Technology	US	USD	2,145	91,533	0.04
Disco	JP	JPY	394	91,281	0.04
Coherent	US	USD	802	86,069	0.04
Nutanix	US	USD	3,979	83,411	0.04
RingCentral	US	USD	365	79,740	0.04
Foxconn Industrial Internet (A)	CN	CNY	44,105	77,310	0.04
Software	DE	EUR	2,500	76,894	0.03
Samsung SDI	KR	KRW	213	72,091	0.03
Littelfuse	US	USD	414	70,858	0.03
Applied Materials	US	USD	1,356	68,476	0.03
Entegris	US	USD	992	63,909	0.03
Ciena	US	USD	1,834	61,823	0.03
Renesas Electronics	JP	JPY	8,298	58,864	0.03
Rohm	JP	JPY	871	57,512	0.03
Pagseguro Digital	BR	USD	1,817	57,275	0.03
Infosys ADR	IN	USD	4,508	54,755	0.02
New Relic	US	USD	951	49,950	0.02
Cognizant Technology Solutions	US	USD	796	48,685	0.02
SDL	GB	GBP	6,325	48,528	0.02
Check Point Software Technologies (H)	IL	USD	488	47,870	0.02
Dell Technologies	US	USD	931	47,764	0.02
Yokogawa Electric	JP	JPY	3,750	47,305	0.02
Advanced Energy Industries	US	USD	794	46,399	0.02
Western Digital	US	USD	1,446	45,983	0.02
Aptitude Software Group	GB	GBP	8,603	45,914	0.02
MKS Instruments	US	USD	481	45,294	0.02
Z Holdings	JP	JPY	7,497	44,901	0.02

현재 투자종목 명세서서 2020년 10월 31일

	국가 코드	CCY	주식 또는 명목	시장 가격 EUR순	% 자산
Iriso Electronics	JP	JPY	1,349	44,078	0.02
Justsystems	JP	JPY	772	43,436	0.02
SCREEN Holdings	JP	JPY	880	41,392	0.02
Globant	AR	USD	256	39,741	0.02
Citrix Systems	US	USD	400	39,274	0.02
Telefonaktiebolaget LM Ericsson	SE	SEK	4,077	39,087	0.02
Hitachi	JP	JPY	1,309	37,868	0.02
Dialog Semiconductor	GB	EUR	1,134	37,161	0.02
Lenovo Group	CN	HKD	68,965	37,149	0.02
Xilinx	US	USD	364	36,766	0.02
Network i2i 5.650% VRN (Perpetual) Reg S	MU	USD	41,835	36,052	0.02
Cisco Systems	US	USD	1,166	35,657	0.02
MasterCard	US	USD	145	35,316	0.02
Edenred 1.375% 18/06/2029	FR	EUR	31,851	33,856	0.02
Alten	FR	EUR	473	32,482	0.01
AIXTRON	DE	EUR	3,348	32,390	0.01
Taiyo Yuden	JP	JPY	1,006	31,934	0.01
Amdocs	US	USD	648	31,265	0.01
Baidu ADR	CN	USD	268	30,392	0.01
Sopra Steria Group	FR	EUR	290	29,614	0.01
Autohome ADR	CN	USD	361	29,507	0.01
Tencent Holdings 1.81% 26/01/2026 Reg S	KY	USD	31,290	27,266	0.01
ams 2.125% 03/11/2027	AT	EUR	26,079	25,644	0.01
Sansan	JP	JPY	443	25,225	0.01
SAP SE 0.375% 18/05/2029	DE	EUR	24,307	24,997	0.01
Hangzhou Hikvision Digital Technology (A)	CN	CNY	4,276	24,662	0.01
Fujitsu	JP	JPY	206	20,749	0.01
AAC Technologies Holdings	CN	HKD	4,449	20,075	0.01
DXC Technology	US	USD	1,221	18,928	0.01
International Business Machines 7.00% 30/10/2025	US	USD	16,764	18,590	0.01
PayPal Holdings 2.85% 01/10/2029	US	USD	19,488	18,280	0.01
Fidelity National Info. Services 0.75% 21/05/2023	US	EUR	17,092	17,470	0.01
VMware 4.70% 15/05/2030	US	USD	16,858	17,102	0.01
NEC	JP	JPY	384	16,609	0.01
Samsung Electronics Perpetual (Pref'd)	KR	KRW	422	16,127	0.01
Amadeus IT Group 1.50% 09/04/2025	ES	EUR	13,557	16,028	0.01
giftee	JP	JPY	676	15,737	0.01
Foxconn Industrial Internet	CN	CNY	8,603	15,079	0.01
TravelSky Technology	CN	HKD	7,735	13,987	0.01
Kamakura Shinsho	JP	JPY	1,608	13,661	0.01
Hewlett Packard Enterprise 6.20% 15/10/2035	US	USD	12,573	13,481	0.01
Horiba	JP	JPY	317	13,364	0.01
Obic	JP	JPY	87	13,205	0.01
Hennge KK	JP	JPY	210	13,097	0.01
Eizo	JP	JPY	400	12,984	0.01
Fidelity National Info. Services 0.40% 15/01/2021	US	EUR	12,243	12,251	0.01
Digital Garage	JP	JPY	401	12,238	0.01
Hon Hai Precision Industry	TW	TWD	5,204	12,126	0.01
VMware 4.65% 15/05/2027	US	USD	10,468	10,431	0.00
Sabre	US	USD	1,905	10,431	0.00
VMware 4.50% 15/05/2025	US	USD	10,418	10,133	0.00
Sunny Optical Technology (H)	CN	HKD	706	10,077	0.00
Appen	AU	AUD	510	9,954	0.00
Information Services International-Dentsu	JP	JPY	171	9,255	0.00
FPT	VN	VND	4,387	8,365	0.00
Optex Group	JP	JPY	652	8,339	0.00
Momo ADR	CN	USD	651	8,310	0.00
Infineon Tech. 2.875% VRN (Perpetual) EMTN	DE	EUR	7,561	7,528	0.00
NEC Networks & System Integration	JP	JPY	502	7,481	0.00
Shinko Electric Industries	JP	JPY	451	6,758	0.00
NET One Systems	JP	JPY	254	6,527	0.00
Ming Yuan Cloud Group Holdings	CN	HKD	1,718	6,295	0.00
Lenovo Group 3.375% 24/01/2024	HK	USD	6,637	6,215	0.00
Advantech	TW	TWD	706	6,143	0.00
Atea	NO	NOK	587	5,831	0.00
Itochu Techno-Solutions	JP	JPY	197	5,744	0.00
Chatwork	JP	JPY	331	5,658	0.00
m-up Holdings	JP	JPY	269	5,606	0.00
Nomura Research Institute	JP	JPY	217	5,493	0.00
Chroma ATE	TW	TWD	1,343	5,492	0.00
Fabrinet	TH	USD	100	5,180	0.00
Freee KK	JP	JPY	76	5,135	0.00
Dip	JP	JPY	292	4,816	0.00
ASM Pacific Technology	HK	HKD	555	4,807	0.00
Alps Electric	JP	JPY	354	4,386	0.00
Otsuka	JP	JPY	98	3,890	0.00
PT Metrodata Electronics	ID	IDR	40,560	3,806	0.00
Venture	SG	SGD	301	3,646	0.00
My EG Services	MY	MYR	10,909	3,095	0.00
Bengo4.com	JP	JPY	21	2,364	0.00
Hytera Communications (B)	CN	CNY	2,509	2,295	0.00
Netbay (F)	TH	THB	3,329	2,281	0.00
Japan Material	JP	JPY	190	2,110	0.00
Tsinghua Unic 4.75% 31/01/2021	VG	USD	2,370	1,310	0.00
Silergy	CN	TWD	17	926	0.00
China Railway Signal & Communication Corp (H)	CN	HKD	2,847	806	0.00
SHIFT	JP	JPY	5	492	0.00
Fang Holdings ADR	CN	USD	5	46	0.00
				17,767,108	8.05
소비재					
Amazon.com	US	USD	385	1,005,262	0.46
Charter Communications	US	USD	1,755	908,488	0.41
Alibaba Group Holding	CN	HKD	27,704	903,507	0.41
Volkswagen Fin. Services 3.375% 06/04/2028 EMTN	DE	EUR	618,912	734,078	0.33
Alibaba Group Holding ADR	CN	USD	2,315	603,374	0.27
Publicis Groupe	FR	EUR	17,371	517,665	0.23
Prosus	NL	EUR	5,472	469,404	0.21
McDonald's	US	USD	2,004	364,521	0.17
Booking Holdings	US	USD	256	355,554	0.16
Naspers	ZA	ZAR	1,945	325,065	0.15
Nike	US	USD	2,943	303,614	0.14
Takeaway.com	NL	EUR	2,949	281,655	0.13
Lowe's Cos	US	USD	1,722	232,670	0.11
Puma	DE	EUR	3,051	228,949	0.10
Galaxy Entertainment Group	HK	HKD	38,816	220,109	0.10
Shimano	JP	JPY	1,094	214,708	0.10
New Oriental Education & Technology Group ADR	CN	USD	1,422	196,026	0.09
NVR	US	USD	51	177,624	0.08
Altice USA	US	USD	7,187	166,504	0.08
Liberty Media Group	US	USD	4,927	151,185	0.07
Pearson	GB	GBP	26,488	150,208	0.07
Persimmon	GB	GBP	5,715	148,451	0.07
Midea Group (A)	CN	CNY	14,177	141,911	0.06
Trip.com Group ADR	CN	USD	5,549	136,123	0.06
Fast Retailing	JP	JPY	226	135,684	0.06
AutoZone	US	USD	117	113,286	0.05
Burlington Stores	US	USD	661	108,861	0.05
Stanley Electric	JP	JPY	4,380	107,095	0.05
Service Corp International	US	USD	2,618	105,964	0.05
Volkswagen Int'l Finance 3.375% VRN (Perpetual)	NL	EUR	101,635	102,330	0.05
Papa John's International	US	USD	1,563	101,985	0.05
ServiceMaster Global Holdings	US	USD	2,387	96,878	0.04
Shenzhou International Group Holdings	CN	HKD	6,494	96,867	0.04
Activision Blizzard	US	USD	1,393	89,800	0.04
SES SA . 5.625% VRN (Perpetual)	LU	EUR	79,827	85,264	0.04
Pan Pacific International Holdings	JP	JPY	4,381	79,971	0.04
JD.com	CN	HKD	2,290	79,924	0.04
ANTA Sports Products	CN	HKD	8,021	76,303	0.03
Hyundai Mobis	KR	KRW	444	76,299	0.03
Gree Electric Appliances Inc of Zhuhai	CN	CNY	9,866	74,155	0.03
VW Int'l Finance 4.625% VRN (Perpetual)	NL	EUR	69,823	74,013	0.03
Porsche Automobil Holding Perpetual (Pref'd)	DE	EUR	1,579	72,656	0.03
Volkswagen (Pref'd)	DE	EUR	578	72,303	0.03
Meituan Dianping	CN	HKD	2,157	69,040	0.03
Laureate Education	US	USD	6,235	68,818	0.03
JD.com ADR	CN	USD	987	68,569	0.03
Vistry Group	GB	GBP	11,078	67,133	0.03
Eicher Motors	IN	INR	2,780	67,129	0.03
Foschini Group	ZA	ZAR	14,665	66,686	0.03
Maruti Suzuki India	IN	INR	819	65,933	0.03
EssilorLuxottica	FR	EUR	616	65,379	0.03
Dollar Tree	US	USD	817	63,201	0.03
Zhejiang Supor (A)	CN	CNY	6,947	62,940	0.03
Volkswagen Int'l Finance 4.125% 16/11/2038	NL	EUR	43,540	60,501	0.03
Zhongsheng Group Holdings	CN	HKD	9,503	58,150	0.03
Vivo Energy	GB	GBP	66,890	56,229	0.03
TAL Education Group ADR	CN	USD	989	55,610	0.03
Guangzhou Automobile Group (H)	CN	HKD	62,488	55,137	0.02
MercadoLibre	AR	USD	53	55,009	0.02
Nokian Renkaat	FI	EUR	2,053	54,175	0.02
Toyo Tire & Rubber	JP	JPY	4,203	53,545	0.02
Li Ning	CN	HKD	11,779	52,607	0.02
Koito Manufacturing	JP	JPY	1,257	52,056	0.02
Fiat Chrysler Automobiles	GB	EUR	4,910	51,758	0.02
OPAP (A)	GR	EUR	7,312	50,636	0.02
DouYu International Holdings ADR	CN	USD	3,804	49,158	0.02
Detsky Mir	RU	USD	40,260	47,876	0.02
Team17 Group	GB	GBP	5,823	45,971	0.02
Jumbo	GR	EUR	3,762	45,146	0.02
Volkswagen Int'l Finance 3.875% VRN (Perpetual)	NL	EUR	43,647	44,095	0.02
Shop Apotheke Europe	NL	EUR	308	43,896	0.02
D'ieteren	BE	EUR	1,017	43,761	0.02
Pepkor Holdings	ZA	ZAR	69,114	43,655	0.02
Advance Auto Parts	US	USD	348	43,652	0.02
NetEase ADR	CN	USD	587	43,383	0.02
Lennar 5.875% 15/11/2024	US	USD	44,852	43,358	0.02
Tapestry	US	USD	2,236	43,112	0.02
Volkswagen Int'l Finance 3.50% VRN (Perpetual)	NL	EUR	42,062	42,517	0.02
Dongfeng Motor Group (H)	CN	HKD	69,910	42,268	0.02

현재 투자종목 명세서서 2020년 10월 31일

	국가 코드	CCY	주식 또는 명목	시장 가격 EUR순	% 자산
Boozt	SE	SEK	3,017	41,889	0.02
Nifco	JP	JPY	1,585	40,717	0.02
Suzuki Motor	JP	JPY	1,053	38,824	0.02
CPUK Finance 3.69% 28/02/2028	GB	GBP	33,528	38,398	0.02
Time Warner Cable 5.25% 15/07/2042	US	GBP	25,681	37,458	0.02
Musti Group	FI	EUR	1,892	37,222	0.02
Afya	BR	USD	1,834	37,079	0.02
Autoliv	SE	USD	548	35,796	0.02
Watches of Switzerland Group	GB	GBP	8,072	35,455	0.02
Basic-Fit	NL	EUR	1,703	35,420	0.02
Coats Group	GB	GBP	54,936	34,696	0.02
Gree Electric Appliances of Zhuhai	CN	CNY	4,581	34,434	0.02
China International Travel Service (A)	CN	CNY	1,336	34,172	0.02
4imprint Group	GB	GBP	1,436	33,058	0.01
Melco Resorts Finance 5.375% 04/12/2029 Reg S	KY	USD	38,753	32,088	0.01
HelloFresh	DE	EUR	667	30,636	0.01
Honda Motor	JP	JPY	1,476	30,025	0.01
Central Retail	TH	THB	38,756	28,437	0.01
Yamaha	JP	JPY	698	28,417	0.01
Denso	JP	JPY	709	28,343	0.01
Focus Media Information Technology	CN	CNY	21,958	26,336	0.01
Kendrion	NL	EUR	1,707	26,287	0.01
Gym Group	GB	GBP	16,505	25,326	0.01
Studio City Finance 7.25% 11/02/2024 Reg S	VG	USD	28,502	25,213	0.01
InterContinental Hotel Grp. 3.375% 08/10/2028 EMTN	GB	GBP	22,370	24,986	0.01
Sky 1.50% 15/09/2021 EMTN	GB	EUR	24,486	24,888	0.01
RELX Finance 0.00% 18/03/2024	NL	EUR	24,486	24,588	0.01
Cairn Homes	IE	EUR	30,222	23,724	0.01
Famous Brands	ZA	ZAR	10,334	23,652	0.01
THG Holding	GB	GBP	3,157	23,157	0.01
ScS Group	GB	GBP	10,864	23,074	0.01
Informa 2.125% 06/10/2025 EMTN	GB	EUR	22,639	22,752	0.01
Headlam Group	GB	GBP	7,658	22,652	0.01
Toll Brothers Finance 3.80% 01/11/2029	US	USD	24,651	22,531	0.01
Pearson Funding 3.75% 04/06/2030	GB	GBP	18,811	22,499	0.01
adidas	DE	EUR	85	21,727	0.01
JD.com 4.125% 14/01/2050	KY	USD	22,631	20,946	0.01
Studio City Finance 6.50% 15/01/2028 Reg S	VG	USD	24,176	20,693	0.01
eBay	US	USD	483	19,662	0.01
Meituan 2.125% 28/10/2025 Reg S	KY	USD	22,619	19,456	0.01
Ryohin Keikaku	JP	JPY	1,020	18,379	0.01
Prosus 3.68% 21/01/2030 Reg S	NL	USD	19,293	18,058	0.01
Mavi Giyim Sanayi Ve Ticaret	TR	TRY	4,362	16,846	0.01
Home Depot 3.30% 15/04/2040	US	USD	16,764	16,383	0.01
Chanel Ceres 1.00% 31/07/2031	GB	EUR	15,758	16,226	0.01
Nojima	JP	JPY	649	15,651	0.01
Prosus 5.50% 21/07/2025 Reg S	NL	USD	15,643	15,457	0.01
Time Warner Cable 5.75% 02/06/2031	US	GBP	10,794	15,418	0.01
Jiumaojiu International Holdings	CN	HKD	8,133	15,405	0.01
MR DIY Group (M)	MY	MYR	42,619	15,349	0.01
Jollibee Foods	PH	PHP	4,672	14,084	0.01
UPCB Finance VII 3.625% 15/06/2029 Reg S	KY	EUR	13,492	13,527	0.01
Meituan 3.05% 28/10/2030 Reg S	KY	USD	15,708	13,465	0.01
Golden Eagle Retail Group 4.625% 21/05/2023 Reg S	KY	USD	15,407	13,323	0.01
Crystal International Group	HK	HKD	55,355	13,103	0.01
Weifu High-Technology Group	CN	HKD	7,972	12,606	0.01
Toll Brothers Finance 4.875% 15/11/2025	US	USD	13,036	12,433	0.01
McDonald's 4.00% 17/02/2021 EMTN	US	EUR	12,243	12,394	0.01
BMW Finance 0.125% 12/01/2021 EMTN	NL	EUR	12,243	12,254	0.01
Midea Group	CN	CNY	1,224	12,249	0.01
Subaru	JP	JPY	768	12,096	0.01
Baozun	CN	HKD	1,150	11,890	0.01
Greene King Finance 5.318% 15/09/2031	GB	GBP	9,885	11,889	0.01
Brilliance China Automotive Holdings	HK	HKD	16,031	11,883	0.01
Oriental Land	JP	JPY	93	11,148	0.01
General Motors 6.80% 01/10/2027	US	USD	10,275	10,843	0.00
Kohl's 9.50% 15/05/2025	US	USD	10,477	10,798	0.00
Schaeffler 2.875% 26/03/2027 EMTN	DE	EUR	10,779	10,788	0.00
Hostelworld Group	IE	GBP	19,140	10,641	0.00
General Motors 6.125% 01/10/2025	US	USD	10,429	10,486	0.00
SAIC Motor (A)	CN	CNY	3,494	10,386	0.00
Baoxin Auto Finance I 9.109% VRN (Perpetual)	VG	USD	16,769	10,363	0.00
Sun International (South Africa)	ZA	ZAR	13,829	9,868	0.00
Selamat Sempurna	ID	IDR	112,364	9,140	0.00
Sony	JP	JPY	128	9,139	0.00
MGM China Holdings 5.25% 18/06/2025 Reg S	KY	USD	10,488	9,090	0.00
Dream International	HK	HKD	30,670	9,065	0.00
Wynn Macau 5.50% 01/10/2027 Reg S	KY	USD	9,836	7,934	0.00
Chow Tai Fook Jewellery Group	HK	HKD	7,011	7,690	0.00
Prosus 4.027% 03/08/2050 Reg S	NL	USD	8,669	7,631	0.00
Studio City Finance 6.00% 15/07/2025 Reg S	VG	USD	8,474	7,319	0.00
Dufry One 1.00% 04/05/2023	NL	CHF	6,257	7,247	0.00
Seria	JP	JPY	213	7,059	0.00
Toll Brothers Finance 4.375% 15/04/2023	US	USD	7,822	7,047	0.00
HUYA ADR	CN	USD	373	7,038	0.00
Somboon Advance Technology	TH	THB	18,746	6,852	0.00
General Motors Financial 4.375% 25/09/2021	US	USD	7,691	6,807	0.00
Wilcon Depot	PH	PHP	25,577	6,486	0.00
Lennar 4.75% 29/11/2027	US	USD	6,403	6,300	0.00
Map Aktif Adiperkasa	ID	IDR	45,225	5,443	0.00
MGM China Holdings 5.875% 15/05/2026 Reg S	KY	USD	6,163	5,355	0.00
Future Retail 5.60% 22/01/2025 Reg S	IN	USD	8,888	5,264	0.00
Round One	JP	JPY	765	5,158	0.00
PulteGroup 5.50% 01/03/2026	US	USD	5,214	5,155	0.00
Baozun ADR	CN	USD	163	5,122	0.00
Li & Fung 5.25% (Perpetual) EMTN	BM	USD	8,059	5,101	0.00
KIYO Learning	JP	JPY	53	5,027	0.00
Central Automotive Products	JP	JPY	291	4,877	0.00
Demae-Can	JP	JPY	174	4,434	0.00
Rinnai	JP	JPY	44	3,711	0.00
Plan B Media	TH	THB	24,705	3,664	0.00
Koshidaka Holdings	JP	JPY	1,006	3,231	0.00
MakeMyTrip	IN	USD	202	3,192	0.00
Sabina	TH	THB	5,411	3,092	0.00
Jaya Bersama Indo	ID	IDR	184,741	2,997	0.00
Vipshop Holdings ADR	CN	USD	159	2,829	0.00
Wuhu Sanqi Interactive Entertainment	CN	CNY	709	2,696	0.00
Mitra Adiperkasa	ID	IDR	69,223	2,617	0.00
China Literature	CN	HKD	353	2,490	0.00
Toll Brothers Finance 4.35% 15/02/2028	US	USD	2,607	2,464	0.00
JINS	JP	JPY	39	2,451	0.00
NetEase	CN	HKD	154	2,304	0.00
Astra Otoparts	ID	IDR	42,107	2,120	0.00
China South Publishing & Media Group (A)	CN	CNY	1,515	2,039	0.00
Rakuten	JP	JPY	236	1,976	0.00
Oppein Home Group	CN	CNY	115	1,820	0.00
Mercari	JP	JPY	50	1,792	0.00
Bafang Electric Suzhou	CN	CNY	75	1,783	0.00
China South Publishing & Media Group	CN	CNY	1,248	1,679	0.00
Oppein Home Group	CN	CNY	100	1,570	0.00
China Dongxiang Group	CN	HKD	13,268	1,412	0.00
Chaowei Power Holdings	CN	HKD	4,695	1,388	0.00
China International Travel Service	CN	CNY	53	1,365	0.00
Parkson Retail Group	CN	HKD	55,028	1,364	0.00
Pacific Textiles Holdings	HK	HKD	2,751	1,346	0.00
Skyworth Group	HK	HKD	5,529	1,242	0.00
Piolax	JP	JPY	91	1,143	0.00
Embry Holdings	HK	HKD	9,125	1,013	0.00
Bafang Electric Suzhou	CN	CNY	34	797	0.00
Tokyo Radiator Manufacturing	JP	JPY	142	605	0.00
Twenty-four seven	JP	JPY	61	443	0.00
				14,458,199	**6.55**

소비재

Unilever	GB	EUR	12,098	587,346	0.27
British American Tobacco	GB	GBP	19,380	527,532	0.24
Swedish Match	SE	SEK	8,083	523,396	0.24
Walmart	US	USD	3,525	419,264	0.19
Coca-Cola	US	USD	9,877	405,395	0.18
Beiersdorf	DE	EUR	4,266	383,515	0.17
Unilever	GB	GBP	6,950	340,344	0.15
Tesco	GB	GBP	147,056	336,025	0.15
Nestle	CH	CHF	3,459	334,101	0.15
Associated British Foods	GB	GBP	15,947	300,999	0.14
China Mengniu Dairy	HK	HKD	73,897	298,802	0.14
Imperial Brands	GB	GBP	20,395	277,570	0.13
L'Oreal	FR	EUR	953	264,638	0.12
Koninklijke Ahold Delhaize	NL	EUR	9,734	229,634	0.10
Kweichow Moutai (A)	CN	CNY	862	184,682	0.08
Sprouts Farmers Market	US	USD	8,543	140,120	0.06
Monster Beverage	US	USD	2,121	139,406	0.06
Tyson Foods	US	USD	2,706	132,451	0.06
CP ALL	TH	THB	80,965	119,630	0.05
Coca-Cola European Partners	GB	USD	3,133	95,526	0.04
Vietnam Dairy Products	VN	VND	21,110	84,411	0.04
Pernod Ricard	FR	EUR	566	78,322	0.04
Thai Beverage	TH	SGD	214,185	78,155	0.04
China Resources Beer Holdings	HK	HKD	13,254	70,564	0.03
Wm Morrison Supermarkets	GB	GBP	38,321	69,411	0.03
Bid	ZA	ZAR	5,767	67,879	0.03
Hindustan Unilever	IN	INR	2,706	64,886	0.03
Britvic	GB	GBP	7,243	59,433	0.03
Archer-Daniels-Midland	US	USD	1,163	46,509	0.02
Royal Unibrew	DK	DKK	511	42,842	0.02
Kroger	US	USD	1,345	37,184	0.02
Bunge	US	USD	749	36,246	0.02
Altria Group 2.20% 15/06/2027	US	EUR	32,851	35,801	0.02
Welcia Holdings	JP	JPY	1,014	34,151	0.02
Budweiser Brewing Co APAC	HK	HKD	12,704	32,142	0.01

현재 투자종목 명세서서 2020년 10월 31일

	국가 코드	CCY	주식 또는 명목	시장 가격 EUR순	% 자산
Kao	JP	JPY	512	31,302	0.01
Nongfu Spring	CN	HKD	6,988	27,455	0.01
Altria Group 5.80% 14/02/2039	US	USD	24,727	26,968	0.01
BAT Int'l Finance 4.875% 24/02/2021 EMTN	GB	EUR	24,486	24,862	0.01
Kotobuki Spirits	JP	JPY	552	21,971	0.01
Smoore International Holdings	CN	HKD	4,643	20,801	0.01
Sakata Seed	JP	JPY	660	19,989	0.01
Altria Group 1.00% 15/02/2023	US	EUR	18,365	18,771	0.01
BAT Capital 2.726% 25/03/2031	US	USD	21,984	18,671	0.01
Robinsons Retail Holdings	PH	PHP	16,199	18,385	0.01
Sun Art Retail Group	HK	HKD	19,759	18,370	0.01
Kweichow Moutai	CN	CNY	86	18,338	0.01
Foshan Haitian Flavouring & Food (B)	CN	CNY	855	17,568	0.01
Gudang Garam	ID	IDR	6,936	16,583	0.01
Indofood Sukses Makmur	ID	IDR	40,124	16,306	0.01
Puregold Price Club	PH	PHP	21,210	15,516	0.01
Shiseido	JP	JPY	284	15,090	0.01
Uni-President China Holdings	CN	HKD	18,424	13,690	0.01
BAT Capital 2.259% 25/03/2028	US	USD	13,088	11,234	0.01
Charoen Pokphand (Indonesia)	ID	IDR	31,241	10,565	0.00
Carabao Group	TH	THB	3,431	10,334	0.00
Yantai Changyu Pioneer Wine	CN	HKD	6,284	9,648	0.00
Coles Group	AU	AUD	893	9,559	0.00
Saigon Beer Alcohol Beverage	VN	VND	1,315	8,971	0.00
Osotspa	TH	THB	9,706	8,537	0.00
First Resources	SG	SGD	11,083	8,442	0.00
Sheng Siong	SG	SGD	7,775	8,161	0.00
H&H 5.625% 24/10/2024	KY	USD	8,888	7,970	0.00
Asian Seafoods Coldstorage	TH	THB	20,891	7,582	0.00
WH Group	HK	HKD	10,784	7,286	0.00
RFM	PH	PHP	84,359	7,046	0.00
AB InBEV Worldwide 5.80% 23/01/2059	US	USD	5,751	6,933	0.00
Japfa	SG	SGD	15,585	6,321	0.00
Heineken (Malaysia)	MY	MYR	1,687	6,274	0.00
Laobaixing Pharmacy Chain	CN	CNY	649	5,957	0.00
Carlsberg Brewery (Malaysia)	MY	MYR	1,501	5,728	0.00
Tingyi Cayman Islands Holding	CN	HKD	3,419	5,369	0.00
Altria Group 4.80% 14/02/2029	US	USD	5,214	5,267	0.00
Industri Jamu Dan Farmasi Sido Muncul	ID	IDR	103,236	4,825	0.00
Century Pacific Food	PH	PHP	16,753	4,611	0.00
Siam Makro	TH	THB	4,154	4,544	0.00
Dairy Farm International Holdings	HK	USD	1,388	4,489	0.00
Ultrajaya Milk Industry & Trading	ID	IDR	44,683	4,322	0.00
Shinnihonseiyaku	JP	JPY	197	4,251	0.00
Bumitama Agri	ID	SGD	12,571	3,436	0.00
Japfa Comfeed Indonesia	ID	IDR	51,329	3,174	0.00
Delfi	SG	SGD	5,905	2,378	0.00
SSMS Plantation Holdings 7.75% 23/01/2023	SG	USD	4,326	2,200	0.00
Blackmores	AU	AUD	39	1,671	0.00
Bestore	CN	CNY	124	919	0.00
Sagami Rubber Industries	JP	JPY	63	607	0.00
Shenguan Holdings Group	CN	HKD	16,374	439	0.00
				7,437,998	**3.37**

건강

	국가 코드	CCY	주식 또는 명목	시장 가격 EUR순	% 자산
Bayer 1.375% 06/07/2032	DE	EUR	1,668,421	1,736,157	0.79
Becton Dickinson Euro Finance 1.208% 04/06/2026	LU	EUR	1,304,098	1,354,081	0.61
Sanofi	FR	EUR	14,035	1,085,899	0.49
Medtronic 1.375% 15/10/2040	LU	EUR	1,005,995	1,045,955	0.47
Mylan 3.125% 22/11/2028	NL	EUR	810,214	946,490	0.43
Takeda Pharmaceutical 1.375% 09/07/2032	JP	EUR	772,417	816,591	0.37
Roche Holding	CH	CHF	2,704	746,756	0.34
Takeda Pharmaceutical 2.00% 09/07/2040	JP	EUR	633,382	691,069	0.31
Koninklijke Philips	NL	EUR	14,307	570,472	0.26
Horizon Therapeutics	US	USD	7,372	473,314	0.21
Novo Nordisk	DK	DKK	6,748	372,204	0.17
Baxter International	US	USD	5,576	370,291	0.17
Fresenius Medical Care	DE	EUR	5,581	366,023	0.17
AbbVie	US	USD	4,990	360,832	0.16
UnitedHealth Group	US	USD	1,319	346,298	0.16
Thermo Fisher Scientific	US	USD	818	331,361	0.15
ICON	IE	USD	1,885	291,825	0.13
Zimmer Biomet Holdings	US	USD	2,559	289,766	0.13
HCA Healthcare	US	USD	2,446	259,441	0.12
AmerisourceBergen	US	USD	3,050	250,765	0.11
Abbott Laboratories	US	USD	2,213	198,471	0.09
Wuxi Biologics Cayman	CN	HKD	6,905	166,410	0.08
Olympus	JP	JPY	9,890	162,529	0.07
Stryker	US	USD	936	160,862	0.07
Boston Scientific	US	USD	5,336	158,170	0.07
Roche Holding (B)	CH	CHF	516	142,672	0.06
Innovent Biologics	CN	HKD	21,657	137,813	0.06
Genus	GB	GBP	2,477	112,965	0.05
Hoya	JP	JPY	1,141	110,644	0.05
Hansoh Pharmaceutical Group	CN	HKD	26,110	100,279	0.05
Bayer	DE	EUR	2,311	93,266	0.04
Santen Pharmaceutical	JP	JPY	5,945	90,966	0.04
Grifols ADR	ES	USD	5,228	75,166	0.03
Nippon Shinyaku	JP	JPY	1,221	74,945	0.03
McKesson	US	USD	564	70,849	0.03
PerkinElmer	US	USD	615	67,631	0.03
Sonova Holding	CH	CHF	306	62,290	0.03
Eisai	JP	JPY	895	59,726	0.03
Pfizer	US	USD	1,835	55,248	0.03
Mylan	US	USD	3,966	49,466	0.02
Arena Pharmaceuticals	US	USD	671	49,388	0.02
Ascendis Pharma ADR	DK	USD	333	46,248	0.02
Anthem	US	USD	190	44,602	0.02
CVS Health	US	USD	926	44,549	0.02
Krystal Biotech	US	USD	1,115	42,491	0.02
Apellis Pharmaceuticals	US	USD	1,522	41,842	0.02
AbbVie 4.875% 14/11/2048	US	USD	38,240	41,667	0.02
Aprea Therapeutics	US	USD	2,096	39,574	0.02
HCA 5.25% 15/06/2026	US	USD	38,330	38,361	0.02
Exelixis	US	USD	2,164	37,878	0.02
Becton Dickinson 1.90% 15/12/2026	US	EUR	33,991	36,566	0.02
WuXi AppTec	CN	HKD	2,602	35,690	0.02
Korian	FR	EUR	1,452	35,113	0.02
Merck KGaA 1.625% VRN 09/09/2080	DE	EUR	34,848	34,667	0.02
MorphoSys	DE	EUR	374	32,765	0.01
Top Glove	MY	MYR	17,482	30,945	0.01
Ocumension Therapeutics	CN	HKD	14,831	29,696	0.01
Evotec	DE	EUR	1,269	28,786	0.01
Centene	US	USD	555	28,118	0.01
CSL	AU	AUD	162	28,060	0.01
Cigna 3.40% 15/03/2050	US	USD	29,896	27,089	0.01
Philips 1.375% 30/03/2025 EMTN	NL	EUR	25,146	26,700	0.01
Peijia Medical	CN	HKD	9,356	26,054	0.01
Sutro Biopharma	US	USD	2,379	25,884	0.01
LivaNova	GB	USD	597	25,646	0.01
Aetna 2.80% 15/06/2023	US	USD	27,816	25,095	0.01
Alexion Pharmaceuticals	US	USD	246	24,315	0.01
Thermo Fisher Scientific 1.95% 24/07/2029	US	EUR	21,139	24,101	0.01
Craneware	GB	GBP	1,301	22,488	0.01
Merck 2.875% VRN 25/06/2079	DE	EUR	21,031	22,414	0.01
Becton Dickinson 3.30% 01/03/2023	US	USD	17,403	15,645	0.01
Unitedhealth Group 2.90% 15/05/2050	US	USD	16,764	15,072	0.01
Becton Dickinson 3.125% 08/11/2021	US	USD	16,316	14,369	0.01
AbbVie 2.90% 06/11/2022	US	USD	15,643	14,071	0.01
Cigna 4.90% 15/12/2048	US	USD	12,573	13,895	0.01
Medical Data Vision	JP	JPY	640	12,926	0.01
China Resources Pharmaceutical Group	CN	HKD	29,536	12,670	0.01
Cigna 2.40% 15/03/2030	US	USD	14,087	12,535	0.01
Chularat Hospital	TH	THB	169,753	11,761	0.01
Bayer 0.375% 06/07/2024	DE	EUR	11,019	11,167	0.01
AbbVie 4.70% 14/05/2045	US	USD	10,690	11,154	0.01
Abbott Ireland Financing 0.875% 27/09/2023	IE	EUR	9,182	9,477	0.00
Smith & Nephew 2.032% 14/10/2030	GB	USD	11,036	9,417	0.00
Fisher & Paykel Healthcare (AU)	NZ	AUD	474	9,376	0.00
Bayer 2.375% VRN 12/11/2079	DE	EUR	9,386	9,147	0.00
AbbVie 1.25% 18/11/2031	US	EUR	8,382	8,978	0.00
Hangzhou Tigermed Consulting	CN	HKD	625	8,608	0.00
Rajthanee Hospital	TH	THB	14,178	8,385	0.00
Aetna 4.75% 15/03/2044	US	USD	7,822	8,160	0.00
Medikaloka Hermina	ID	IDR	44,125	8,120	0.00
Tempo Scan Pacific	ID	IDR	104,233	7,663	0.00
Jiangsu Hengrui Medicine	CN	CNY	659	7,525	0.00
China National Accord Medicines (A)	CN	CNY	1,096	6,993	0.00
InnoCare Pharma	CN	HKD	6,151	6,762	0.00
AbbVie 4.50% 14/05/2035	US	USD	6,388	6,641	0.00
Teva Pharmaceutical Fin. 1.875% 31/03/2027	NL	EUR	7,665	6,542	0.00
Shandong Weigao Group Medical Polymer (H)	CN	HKD	3,633	6,045	0.00
Bumrungrad Hospital	TH	THB	2,267	5,671	0.00
Ramsay Health Care	AU	AUD	149	5,599	0.00
Mylan 2.25% 22/11/2024	NL	EUR	4,857	5,208	0.00
Mega Lifesciences	TH	THB	5,430	5,175	0.00
Teva Pharmaceutical Finance 1.625% 15/10/2028	NL	EUR	6,322	5,129	0.00
China National Accord Medicines (B)	CN	HKD	1,602	3,916	0.00
JMDC	JP	JPY	64	2,872	0.00
Eiken Chemical	JP	JPY	112	1,847	0.00
Yestar International Holdings 6.90% 15/09/2021	KY	USD	4,859	1,637	0.00
China National Accord Medicines	CN	CNY	166	1,061	0.00
Jiangsu Hengrui Medicine (A)	CN	CNY	1	0	0.00
				16,163,969	**7.33**

금융

	국가 코드	CCY	주식 또는 명목	시장 가격 EUR순	% 자산
Fidelity US Quality Income UCITS ETF	IE	GBP	1,301,755	7,973,674	3.61
AIB Group 2.875% VRN 30/05/2031 EMTN	IE	EUR	1,875,398	1,890,040	0.86
Commerzbank 4.00% 23/03/2026 EMTN	DE	EUR	1,513,938	1,603,534	0.73
Sampo 2.50% VRN 03/09/2052 EMTN	FI	EUR	1,413,637	1,442,763	0.65

현재 투자종목 명세서서 2020년 10월 31일

	국가 코드	CCY	주식 또는 명목	시장 가격 EUR순	% 자산
Danske Bank 2.50% VRN 21/06/2029 EMTN	DK	EUR	1,304,716	1,361,679	0.62
Lloyds Banking Group 4.50% VRN 18/03/2030 EMTN	GB	EUR	759,029	848,643	0.38
AIA Group	HK	HKD	82,178	671,385	0.30
UniCredit 2.731% VRN 15/01/2032	IT	EUR	709,594	660,016	0.30
UBS Group 0.25% VRN 05/11/2028 EMTN	CH	EUR	654,701	648,504	0.29
Nationwide Bldg. Soc. 2.00% VRN 25/07/2029 EMTN	GB	EUR	539,971	556,729	0.25
Legal & General Group	GB	GBP	268,034	550,767	0.25
Citigrooup 1.25% VRN 06/07/2026 EMTN	US	EUR	502,071	522,726	0.24
AXA	FR	EUR	37,170	512,951	0.23
JPMorgan Chase	US	USD	6,137	510,176	0.23
Ping An Insurance Group (H)	CN	HKD	47,147	417,653	0.19
Allianz	DE	EUR	2,669	403,183	0.18
DNB	NO	NOK	34,698	401,956	0.18
Morgan Stanley	US	USD	9,747	398,719	0.18
HDFC Bank	IN	INR	26,114	357,978	0.16
Bank Central Asia	ID	IDR	211,884	357,826	0.16
Bank OZK	US	USD	15,274	317,651	0.14
Prudential	GB	GBP	29,259	306,728	0.14
Barclays	GB	GBP	251,756	298,298	0.14
Housing Development Finance	IN	INR	13,371	298,115	0.14
Arthur J Gallagher	US	USD	3,132	277,264	0.13
Hannover Rueck	DE	EUR	2,174	271,127	0.12
ABN AMRO Group	NL	EUR	35,052	246,973	0.11
St James's Place	GB	GBP	24,309	243,050	0.11
Zurich Insurance Group	CH	CHF	792	225,683	0.10
3i Group	GB	GBP	19,579	209,215	0.09
NN Group	NL	EUR	6,800	203,587	0.09
China Merchants Bank (H)	CN	HKD	44,840	200,580	0.09
Muenchener Rueckversicherungs-Gesellschaft	DE	EUR	946	189,913	0.09
Tradeweb Markets	US	USD	3,987	187,414	0.08
Tryg	DK	DKK	7,766	184,969	0.08
Kreditanstalt 2.125% 15/06/2022	DE	USD	208,577	184,579	0.08
Bank Rakyat Indonesia Persero	ID	IDR	927,066	179,950	0.08
Discover Financial Services	US	USD	3,279	178,305	0.08
Admiral Group	GB	GBP	5,510	168,496	0.08
Axis Bank	IN	INR	27,557	156,791	0.07
United Overseas Bank	SG	SGD	13,059	156,406	0.07
Hong Kong Exchanges and Clearing	HK	HKD	3,663	150,732	0.07
Absa Group	ZA	ZAR	31,874	146,455	0.07
First Republic Bank	US	USD	1,355	146,110	0.07
Assurant	US	USD	1,280	136,639	0.06
Deutsche Boerse	DE	EUR	1,074	135,639	0.06
Sampo	FI	EUR	4,154	134,574	0.06
IBRD 0.50% 28/10/2025	SU	USD	156,432	134,016	0.06
Virtu Financial	US	USD	7,234	131,386	0.06
Berkshire Hathaway	US	USD	745	128,402	0.06
Tokio Marine Holdings	JP	JPY	3,130	120,114	0.05
Texas Capital Bancshares	US	USD	3,107	117,620	0.05
Credit Agricole 7.50% VRN (Perpetual)	FR	GBP	84,125	105,839	0.05
SVB Financial Group	US	USD	432	105,780	0.05
Kotak Mahindra Bank	IN	INR	5,757	103,213	0.05
UBS Group 6.875% VRN (Perpetual)	CH	USD	107,259	101,876	0.05
Lloyds Banking Group 7.50% VRN (perpetual)	GB	USD	105,156	95,762	0.04
HDFC Standard Life Insurance	IN	INR	13,980	95,399	0.04
Credit Suisse Group 6.375% VRN (Perpetual) 144A	CH	USD	100,950	93,111	0.04
Swedbank	SE	SEK	6,885	92,738	0.04
DBS Group Holdings	SG	SGD	7,156	91,571	0.04
ING Groep	NL	EUR	15,069	88,288	0.04
Ageas	BE	EUR	2,516	86,917	0.04
Willis Towers Watson	GB	USD	562	86,805	0.04
KfW 0.375% 18/07/2025	DE	USD	100,638	85,982	0.04
Sberbank of Russia Perpetual (Pref'd)	RU	USD	39,481	82,482	0.04
Bankia 6.00% VRN (Perpetual)	ES	EUR	84,125	82,284	0.04
Nationwide Building Society 5.875% VRN (Perpetual)	GB	GBP	71,506	82,067	0.04
ING Groep 6.75% VRN (Perpetual)	NL	USD	87,910	80,189	0.04
China Construction Bank (H)	CN	HKD	133,284	78,887	0.04
Sberbank of Russia	RU	USD	35,008	76,159	0.03
China Life Insurance (H)	CN	HKD	38,367	72,028	0.03
VZ Holding	CH	CHF	976	70,337	0.03
Commerzbank 6.125% VRN (Perpetual)	DE	EUR	69,823	68,344	0.03
CNRMA Groupama 6.375% VRN (Perpetual)	FR	EUR	58,887	65,631	0.03
UBS Group 7.00% VRN (Perpetual)	CH	USD	67,300	64,589	0.03
Barclays 7.125% VRN (Perpetual)	GB	GBP	55,232	64,561	0.03
ING Groep 5.75% VRN (Perpetual)	NL	USD	71,506	63,998	0.03
Bank of Ireland Group 7.50% VRN (Perpetual) Reg S	IE	EUR	60,561	63,968	0.03
ORIX	JP	JPY	6,314	63,426	0.03
Westfield Stratford City Fin 1.642% 04/08/2026	GB	GBP	54,256	60,785	0.03
Oversea-Chinese Banking	SG	SGD	11,350	60,128	0.03
Barclays 6.125% VRN (Perpetual)	GB	USD	68,347	59,831	0.03
Morgan Stanley 2.75% 19/05/2022	US	USD	67,008	59,611	0.03
Phoenix Group Holdings 5.625% 28/04/2031 EMTN	GB	GBP	46,323	59,029	0.03
AIB Group 5.25% VRN (Perpetual)	IE	EUR	59,611	57,003	0.03
Credit Suisse Group 6.25% VRN (Perpetual) 144A	CH	USD	60,780	55,729	0.03
Banco Santander 4.375% VRN (Perpetual)	ES	EUR	63,093	55,073	0.02
Guaranty Trust Bank	NG	NGN	760,083	54,883	0.02
ICICI Lombard General Insurance	IN	INR	3,824	54,654	0.02
Shinhan Financial Group	KR	KRW	2,335	54,405	0.02
Wells Fargo	US	USD	2,999	54,081	0.02
IBRD 0.125% 03/01/2051 GMTN	SU	EUR	54,197	53,336	0.02
Moneta Money Bank	CZ	CZK	27,129	52,750	0.02
SCOR	FR	EUR	2,473	51,589	0.02
Prudential 6.340% VRN 19/12/2063 EMTN	GB	GBP	37,795	51,348	0.02
Prudentia 5.625% VRN 20/10/2051 Reg S	GB	GBP	39,947	50,917	0.02
Society of Lloyd's 4.75% 30/10/2024	GB	GBP	41,236	50,118	0.02
Fairfax Financial Holdings	CA	CAD	217	49,395	0.02
Nationwide Building Society 5.75% VRN (Perpetual)	GB	GBP	42,062	48,407	0.02
ASR Nederland 5.125% VRN 29/09/2045	NL	EUR	42,062	48,373	0.02
Intermediate Capital Group	GB	GBP	3,678	47,893	0.02
Rabobank 6.625% VRN (Perpetual)	NL	EUR	46,269	47,648	0.02
Banco Santander 7.50% VRN (Perpetual)	ES	USD	52,999	47,388	0.02
Travelers	US	USD	457	47,293	0.02
Lloyds Bank 7.625% 22/04/2025 EMTN	GB	GBP	33,528	47,214	0.02
Van Lanschot Kempen	NL	EUR	2,725	46,863	0.02
CNRMA Groupama 6.00% 23/01/2027	FR	EUR	37,856	46,062	0.02
Palomar Holdings	US	USD	595	45,487	0.02
NN Group 4.625% VRN 13/01/2048 EMTN	NL	EUR	37,856	44,317	0.02
Banco Comercial Portugues 9.25% VRN (Perpetual)	PT	EUR	50,475	43,828	0.02
Credit Agricole	FR	EUR	6,366	43,177	0.02
Euronext	NL	EUR	477	42,672	0.02
Industrial & Commercial Bank of China (H)	CN	HKD	86,160	42,014	0.02
Inter-American Dev. Bank 0.625% 15/07/2025	SU	USD	48,494	41,794	0.02
Banco Santander 6.25% VRN (Perpetual)	ES	EUR	42,062	41,363	0.02
Equity Group Holdings (Kenya)	KE	KES	152,348	40,744	0.02
Zenith Bank	NG	NGN	828,967	40,703	0.02
Wellcome Trust 1.125% 21/01/2027	GB	EUR	37,718	40,642	0.02
Metropolitan Bank & Trust	PH	PHP	53,724	38,825	0.02
HSBC Holdings 7.00% 07/04/2038 EMTN	GB	GBP	23,469	38,167	0.02
ABN AMRO Bank 4.375% VRN (Perpetual)	NL	EUR	38,277	38,163	0.02
Public Bank	MY	MYR	12,158	37,873	0.02
Toyota Motor Credit 2.15% 13/02/2030 MTN	US	USD	41,909	37,818	0.02
Banca Generali	IT	EUR	1,542	37,632	0.02
IG Group Holdings	GB	GBP	4,301	36,394	0.02
Barclays 4.61% VRN 15/02/2023	GB	USD	40,333	36,271	0.02
Goosehead Insurance	US	USD	349	35,871	0.02
ASR Nederland	NL	EUR	1,366	35,656	0.02
Gesellschaft 1.250% VRN 26/05/2041 Reg S	DE	EUR	36,097	35,538	0.02
Zenkoku Hosho	JP	JPY	1,043	35,351	0.02
Hamilton Lane	US	USD	595	35,310	0.02
CommBank Aus. 1.936% VRN 03/10/2029 EMTN	AU	EUR	33,528	34,776	0.02
Northern Trust	US	USD	521	34,417	0.02
FCA Bank Ireland 0.50% 13/09/2024 EMTN	IT	EUR	33,528	33,679	0.02
KBC Group 0.50% VRN 03/12/2029 EMTN	BE	EUR	33,528	32,831	0.01
Banco Santander 5.25% VRN (Perpetual)	ES	EUR	33,650	32,135	0.01
Danske Bank 5.875% VRN (Perpetual) EMTN	DK	EUR	31,126	31,866	0.01
Vienna Ins. Group Wiener Versicherung Gruppe	AT	EUR	1,826	31,807	0.01
E.Sun Financial Holding	TW	TWD	43,509	31,799	0.01
KBC Ancora	BE	EUR	1,255	30,486	0.01
Bank Mandiri Persero	ID	IDR	90,994	30,418	0.01
European Investment Bank 0.625% 21/10/2027	SU	USD	34,924	29,746	0.01
Barclays 7.25% VRN (Perpetual)	GB	GBP	25,868	29,659	0.01
Roadster Finance DAC 1.625% 09/12/2024 EMTN	IE	EUR	29,337	29,219	0.01
Intercontinental Exchange 0.70% 15/06/2023	US	USD	33,568	28,989	0.01
Sompo Holdings	JP	JPY	896	28,698	0.01
ICBCIL Finance 1.75% 25/08/2025 EMTN	HK	USD	33,528	28,638	0.01
Natwest Group 7.648% VRN (Perpetual)	GB	USD	21,031	27,749	0.01
Credit Agricole 8.125% VRN (Perpetual) Reg S	FR	USD	26,289	26,552	0.01
Bankia 6.375% VRN (Perpetual)	ES	EUR	26,079	26,160	0.01
Standard Chartered 1.354% FRN 14/10/2023 144A	GB	USD	29,722	25,677	0.01
Aflac	US	USD	885	25,558	0.01
Morgan Stanley 1.00% 02/12/2022 GMTN	US	EUR	24,486	25,068	0.01
Goldman Sachs Group 3.80% 15/03/2030	US	USD	25,146	24,987	0.01
UBS 0.625% 23/01/2023 GMTN	CH	EUR	24,486	24,948	0.01
Emirates NBD	AE	AED	11,188	24,836	0.01
Mitsubishi UFJ Financial Group 3.677% 22/02/2027	JP	USD	25,146	24,359	0.01
Agricultural Bank of China (H)	CN	HKD	81,305	23,583	0.01
Arch Capital Group	BM	USD	893	23,291	0.01
Barclays 5.875% VRN (Perpetual)	GB	GBP	21,031	22,698	0.01
ANZ 1.125% VRN 21/11/2029 EMTN	AU	EUR	22,547	22,686	0.01
ASR Nederland 3.375% VRN 02/05/2049	NL	EUR	21,031	22,537	0.01
UBS Group 3.126% VRN 13/08/2030 144A	CH	USD	23,888	22,536	0.01
Zurich Finance UK 6.625% VRN (Perpetual) EMTN	GB	GBP	18,087	22,154	0.01
Morgan Stanley 1.342% VRN 23/10/2026 EMTN	US	EUR	20,955	22,053	0.01
Banorte 7.625% VRN (Perpetual) Reg S	MX	USD	25,237	21,662	0.01
Fortune Star 6.85% 02/07/2024	VG	USD	24,044	21,629	0.01
Affiliated Managers 3.30% 15/06/2030	US	USD	23,465	21,404	0.01
Draper Esprit	GB	GBP	2,995	20,183	0.01
General Electric 6.75% 15/03/2032	US	USD	18,055	19,966	0.01
Ally Financial 8.00% 01/11/2031 (A)	US	USD	16,764	19,896	0.01
General Electric 4.875% 18/09/2037 EMTN	US	GBP	16,764	19,799	0.01
Intercorp Financial Services	PE	USD	1,098	19,666	0.01

현재 투자종목 명세서서 2020년 10월 31일

	국가 코드	CCY	주식 또는 명목	시장 가격 EUR순	% 자산
Shinhan Financial Group 5.875% VRN (Perpetual)	KR	USD	21,095	19,577	0.01
Sparebanken Vest	NO	NOK	3,559	19,510	0.01
Bank of America 1.379% VRN 07/02/2025 EMTN	US	EUR	18,365	19,110	0.01
KB Financial Group	KR	KRW	617	18,941	0.01
AIA Group 3.20% 16/09/2040 Reg S	HK	USD	21,413	18,936	0.01
Natwest Group 0.75% VRN 15/11/2025	GB	EUR	18,859	18,904	0.01
AIB Group 6.25% VRN (Perpetual)	IE	EUR	18,617	18,780	0.01
Danske Bank 1.375% VRN 24/05/2023	DK	EUR	18,365	18,711	0.01
Metropolitan Life Global 0.875% 20/01/2022 EMTN	US	EUR	18,365	18,622	0.01
Commonwealth Bank of Australia	AU	AUD	437	18,195	0.01
Bank of East Asia 5.825% VRN (Perpetual) EMTN	HK	USD	20,611	18,167	0.01
FCA Bank Ireland 1.25% 21/06/2022 EMTN	IT	EUR	17,753	18,114	0.01
Banco Santander 2.125% 08/02/2028 EMTN	ES	EUR	16,764	17,680	0.01
MDGH - GMTN 2.50% 07/11/2024 Reg S	NL	USD	19,502	17,562	0.01
MDGH - GMTN 2.875% 07/11/2029 Reg S	NL	USD	18,642	17,072	0.01
AerCap Global Aviation Trust 4.625% 15/10/2027	IE	USD	19,789	16,857	0.01
SBI Cards & Payment Services	IN	INR	1,816	16,821	0.01
AerCap Global Aviation Trust 3.875% 23/01/2028	IE	USD	20,536	16,663	0.01
Kyobo Life Insurance 3.95% VRN (Perpetual) Reg S	KR	USD	18,859	16,570	0.01
Shriram Transport Finance 5.95% 24/10/2022 Reg S	IN	USD	19,623	16,432	0.01
Aruhi	JP	JPY	1,065	16,404	0.01
Raiffeisen Bank Intl. 6.125% VRN (Perpetual)	AT	EUR	16,825	16,280	0.01
Citigroup 5.875% 30/01/2042	US	USD	12,906	16,167	0.01
Marsh & McLennan 3.50% 29/12/2020	US	USD	18,185	15,689	0.01
Chailease Holding	TW	TWD	3,736	15,619	0.01
Bangkok Bank	TH	THB	5,874	15,602	0.01
DH Europe Finance II 0.75% 18/09/2031	LU	EUR	15,330	15,545	0.01
Bank of East Asia 5.625% VRN (Perpetual)	HK	USD	17,540	15,224	0.01
Intesa Sanpaolo 5.875% VRN (Perpetual) EMTN	IT	EUR	15,609	15,223	0.01
HSBC Holdings 2.357% VRN 18/08/2031	GB	USD	17,273	14,751	0.01
Power Finance 3.25% 16/09/2024	IN	USD	16,764	14,707	0.01
Santander UK Group Hldgs 7.375% VRN (Perpetual)	GB	GBP	12,619	14,573	0.01
TMB Bank 4.90% VRN (Perpetual) EMTN	TH	USD	17,184	13,975	0.01
Barclays 1.700% VRN 03/11/2026	GB	GBP	12,062	13,418	0.01
Svenska 4.75% Handelsbanken VRN (Perpetual)	SE	USD	14,301	12,697	0.01
Barclays 4.375% 12/01/2026	GB	USD	13,036	12,690	0.01
KBC Group 1.125% 25/01/2024 EMTN	BE	EUR	12,243	12,677	0.01
BFCM 0.75% 15/06/2023 EMTN	FR	EUR	12,243	12,563	0.01
Dah Sing Banking Group	HK	HKD	16,958	12,520	0.01
Korea Development Bank 0.625% 17/07/2023	KR	EUR	12,243	12,513	0.01
DNB Bank 4.375% 24/02/2021 EMTN	NO	EUR	12,243	12,428	0.01
Swedbank 0.25% 07/11/2022 GMTN	SE	EUR	12,243	12,358	0.01
Barclays 3.375% VRN 02/04/2025 EMTN	GB	EUR	11,362	12,352	0.01
Volkswagen Bank 0.375% 05/07/2022 EMTN	DE	EUR	12,243	12,333	0.01
Goldman Sachs Group 0.041% FRN 21/04/2023 EMTN	US	EUR	12,243	12,260	0.01
HSBC Holdings 0.422% FRN 04/12/2021 EMTN	GB	EUR	12,243	12,251	0.01
ING Groep 3.00% 18/02/2026 EMTN	NL	GBP	10,058	12,217	0.01
Bank Tabungan Pensiunan Nasional Syariah	ID	IDR	56,611	12,136	0.01
Tesco Property Finance 3 5.744% 13/04/2040	GB	GBP	8,031	11,859	0.01
Muangthai Capital	TH	THB	7,794	11,740	0.01
BP Capital Markets 1.749% 10/08/2030	US	USD	13,993	11,706	0.01
HSBC Holding 2.848% VRN 04/06/2031	GB	USD	13,036	11,624	0.01
HSBC Holdings 1.645% VRN 18/04/2026	GB	USD	13,492	11,616	0.01
Goldman Sachs Group 6.25% 01/02/2041	US	USD	8,995	11,587	0.01
Phoenix Group Holdings 5.625% VRN (Perpetual)	GB	USD	13,494	11,456	0.01
HSBC Holding 2.099% VRN 04/06/2026	GB	USD	13,013	11,412	0.01
Bangkok Bank 5.00% VRN (Perpetual) Reg S	TH	USD	13,131	11,310	0.01
BP Capital Markets 2.772% 10/11/2050	US	USD	13,993	10,812	0.00
Kasikornbank PCL 3.343% VRN 02/10/2031 EMTN	TH	USD	12,799	10,779	0.00
Yes Bank Ifsc Banking UB 3.75% 06/02/2023 EMTN	IN	USD	12,562	10,471	0.00
Aviva 4.00% VRN 03/06/2055	GB	GBP	8,888	10,455	0.00
Xtrackers Euro Stoxx 50 UCITS ETF	LU	EUR	233	10,422	0.00
Bank of East Asia 5.50% VRN (Perpetual) EMTN	HK	USD	11,851	10,170	0.00
CITIC Securities (H)	CN	HKD	5,433	10,121	0.00
Fortune Star 6.75% 02/07/2023	VG	USD	10,844	9,638	0.00
UniCredit 7.50% VRN (Perpetual)	IT	EUR	8,833	9,523	0.00
Commerzbank 1.25% 23/10/2023 EMTN	DE	EUR	9,220	9,486	0.00
Kasikornbank (F)	TH	THB	4,447	9,299	0.00
China Minsheng Banking (H)	CN	HKD	18,992	8,922	0.00
Huatai Securities (H)	CN	HKD	6,060	8,426	0.00
Samsung Fire & Marine Insurance	KR	KRW	62	8,383	0.00
JSE	ZA	ZAR	1,391	7,991	0.00
China Cinda Asset Management (H)	CN	HKD	49,571	7,983	0.00
Banorte 8.375% VRN (Perpetual) Reg S	MX	USD	8,412	7,674	0.00
Tisco Financial Group	TH	THB	3,803	7,385	0.00
NatWest Markets 0.233% FRN 18/06/2021 EMTN	GB	EUR	7,346	7,370	0.00
Banorte 6.75% VRN (Perpetual) Reg S	MX	USD	8,412	7,275	0.00
Vedanta Resources Fin. II 8.00% 23/04/2023 Reg S	GB	USD	13,439	7,238	0.00
LPI Capital	MY	MYR	2,732	7,209	0.00
Vedanta Resources Fin. II 9.25% 23/04/2026 Reg S	GB	USD	13,273	7,155	0.00
Fortune Star 5.25% 23/03/2022	VG	USD	7,822	6,747	0.00
Minkabu The Infonoid	JP	JPY	314	6,516	0.00
BFI Finance Indonesia	ID	IDR	287,829	6,416	0.00
Lloyds Banking Group 0.75% 09/11/2021 EMTN	GB	EUR	6,318	6,371	0.00
Westpac Banking 0.75% 17/10/2023 EMTN	AU	EUR	6,122	6,297	0.00
BPCE 1.125% 18/01/2023 EMTN	FR	EUR	6,122	6,274	0.00
Rabobank 0.625% 27/02/2024 EMTN	NL	EUR	6,122	6,250	0.00
Volkswagen Leasing 1.625% 15/08/2025 EMTN	DE	EUR	5,867	6,210	0.00
Volkswagen Bank 0.955% FRN 01/08/2022 EMTN	DE	EUR	6,122	6,203	0.00
FCA Bank Ireland 1.00% 21/02/2022 EMTN	IT	EUR	6,122	6,203	0.00
Chong HING Bank 5.70% VRN (Perpetual) EMTN	HK	USD	6,755	5,780	0.00
Fortune Star 5.95% 19/10/2025	VG	USD	6,637	5,727	0.00
ANZ 6.75% VRN (Perpetual) Reg S	AU	USD	5,878	5,727	0.00
Mega Financial Holding	TW	TWD	6,905	5,719	0.00
China International Capital (H)	CN	HKD	2,811	5,639	0.00
Berkshire Hathaway 0.00% 12/03/2025	US	EUR	5,460	5,478	0.00
Mitsubishi UFJ Financial Group 0.978% 09/06/2024	JP	EUR	5,314	5,476	0.00
Bajaj Finance	IN	INR	133	5,083	0.00
Mongolian Mortgage 9.75% 29/01/2022 Reg S	MN	USD	5,926	5,061	0.00
Volkswagen Bank 0.625% 08/09/2021 EMTN	DE	EUR	4,897	4,936	0.00
RKP Overseas Finance 2016 7.950% (Perpetual)	VG	USD	5,689	4,746	0.00
Metropolitan Life Global 0.375% 09/04/2024	US	EUR	4,591	4,666	0.00
Intercorp Financial Services (PE)	PE	USD	251	4,466	0.00
Tuspark Forward 7.95% 15/08/2021	VG	USD	9,244	4,443	0.00
Wealth Driven 5.50% 17/08/2023	VG	USD	4,977	4,308	0.00
Santander UK 0.875% 25/11/2020 EMTN	GB	EUR	4,285	4,289	0.00
Shriram Transport Finance 5.70% 27/02/2022 EMTN	IN	USD	4,553	3,840	0.00
Citigroup 0.339% FRN 24/05/2021 EMTN	US	EUR	3,673	3,689	0.00
China Taiping Insurance Holdings	HK	HKD	2,801	3,631	0.00
Unigroup International Holdings 6.00% 10/12/2020	VG	USD	4,740	3,464	0.00
Noah Holdings ADR	CN	USD	139	3,136	0.00
Sumitomo Mitsui Fin. Group 2.142% 23/09/2030	JP	USD	3,318	2,800	0.00
Tuspark Forward 6.95% 18/06/2022	VG	USD	6,459	2,481	0.00
Pearl Holding III 9.50% 11/12/2022 Reg S	KY	USD	10,429	2,193	0.00
Fortune Star 5.95% 29/01/2023	VG	USD	2,311	2,019	0.00
HDFC Bank ADR	IN	USD	23	1,150	0.00
CIMB Group Holdings	MY	MYR	757	462	0.00
				35,318,919	16.01

부동산

Vonovia	DE	EUR	6,205	340,140	0.15
Prologis REIT	US	USD	3,053	259,953	0.12
Invitation Homes REIT	US	USD	4,823	112,444	0.05
KE Holdings ADR	CN	USD	1,840	110,136	0.05
China Overseas Land & Investment	HK	HKD	43,283	93,287	0.04
ADO Properties (A)	DE	EUR	3,733	80,564	0.04
Shurgard Self Storage	LU	EUR	1,912	69,979	0.03
Shimao Services Holdings	CN	HKD	34,096	62,642	0.03
China SCE Group Holdings 7.375% 09/04/2024	KY	USD	60,382	53,256	0.02
Sun Hung Kai Properties	HK	HKD	4,367	48,051	0.02
SM Prime Holdings	PH	PHP	80,261	47,967	0.02
China Resources Land	HK	HKD	11,743	41,213	0.02
Healthcare Realty Trust REIT	US	USD	1,546	36,768	0.02
Urban & Civic	GB	GBP	16,048	36,581	0.02
Open House	JP	JPY	1,134	33,164	0.02
Yuzhou Properties 7.375% 13/01/2026	KY	USD	34,131	28,274	0.01
Central Pattana	TH	THB	25,777	27,215	0.01
Ascendas Real Estate Investment Trust REIT	SG	SGD	14,368	26,033	0.01
Yango Justice International 9.25% 15/04/2023	HK	USD	28,943	25,990	0.01
Logicor Financing 1.50% 14/11/2022 EMTN	LU	EUR	24,486	25,107	0.01
China Evergrande Group 8.75% 28/06/2025	KY	USD	39,384	25,017	0.01
Yuzhou Properties 8.30% 27/05/2025	KY	USD	27,495	24,008	0.01
Land Securities Capital Mks 1.974% 08/02/2024 EMTN	GB	GBP	20,628	23,566	0.01
City Developments	SG	SGD	5,856	23,357	0.01
Urban Logistics REIT	GB	GBP	13,947	21,247	0.01
Sunac China Holdings 6.50% 10/01/2025	KY	USD	25,658	21,197	0.01
Ronshine China Holdings 11.25% 22/08/2021	KY	USD	21,425	19,079	0.01
MPT Operating Partnership 4.625% 01/08/2029	US	USD	20,955	18,862	0.01
Grand City Properties 1.375% 03/08/2026 EMTN	LU	EUR	17,602	18,536	0.01
Yango Justice International 10.25% 18/03/2022	HK	USD	20,384	18,393	0.01
Redsun Properties Group 9.95% 11/04/2022	KY	USD	20,680	18,304	0.01
New Metro Global 6.80% 05/08/2023	VG	USD	20,465	18,217	0.01
Easy Tactic 9.125% 28/07/2022	VG	USD	22,280	18,119	0.01
Crown Castle International 3.30% 01/07/2030	US	USD	19,280	18,060	0.01
China SCE Group Holdings 7.25% 19/04/2023	KY	USD	20,384	17,965	0.01
Sunac China Holdings 7.50% 01/02/2024	KY	USD	20,384	17,541	0.01
Grand City Properties 3.75% VRN (Perpetual)	LU	EUR	16,825	17,373	0.01
Digital Euro Finco 1.125% 09/04/2028	US	EUR	16,764	17,333	0.01
Globalworth 2.95% 29/07/2026 EMTN	GB	EUR	17,183	17,110	0.01
Redsun Properties Group 9.70% 16/04/2023	KY	USD	19,317	17,058	0.01
Kaisa Group Holdings 11.50% 30/01/2023	KY	USD	19,185	16,671	0.01
Theta Capital 8.125% 22/01/2025	SG	USD	20,977	16,294	0.01
Yango Justice International 8.25% 25/11/2023	HK	USD	18,310	16,049	0.01
Sunac China Holdings 6.50% 09/07/2023	KY	USD	18,962	15,991	0.01
Sunac China Holdings 7.00% 09/07/2025	KY	USD	18,962	15,795	0.01
American Tower 2.10% 15/06/2030	US	USD	18,250	15,762	0.01
Fantasia Holdings Group 15.00% 18/12/2021	KY	USD	17,006	15,692	0.01
Scenery Journey 11.50% 24/10/2022	VG	USD	21,380	15,597	0.01

현재 투자종목 명세서서 2020년 10월 31일

	국가 코드	CCY	주식 또는 명목	시장 가격 EUR순	% 자산
American Tower 3.10% 15/06/2050	US	USD	18,250	15,362	0.01
KWG Group Holdings 7.40% 05/03/2024 EMTN	KY	USD	17,006	15,292	0.01
Fantasia Holdings Group 11.875% 01/06/2023	KY	USD	16,592	14,774	0.01
Seazen Group 6.45% 11/06/2022	KY	USD	16,592	14,516	0.01
Kaisa Group Holdings 8.50% 30/06/2022	KY	USD	17,066	14,318	0.01
Prologis 3.00% 02/06/2026	US	EUR	12,154	14,162	0.01
China Aoyuan Group 8.50% 23/01/2022	KY	USD	15,940	14,058	0.01
Sino-Ocean Land Treasure III 4.90% VRN (Perpetual)	VG	USD	18,488	13,328	0.01
Digital Euro Finco 2.625% 15/04/2024	US	EUR	12,243	13,289	0.01
Kaisa Group Holdings 10.875% 23/07/2023	KY	USD	15,407	13,158	0.01
Agile Group Holdings 7.875% VRN (Perpetual)	KY	USD	14,814	13,018	0.01
Zhenro Properties Group 7.875% 14/04/2024	KY	USD	14,873	12,735	0.01
Ascendas India Trust	SG	SGD	15,425	12,617	0.01
American Tower 3.60% 15/01/2028	US	USD	13,036	12,511	0.01
Digital Dutch Finco 0.125% 15/10/2022	NL	EUR	12,243	12,312	0.01
China South City Holdings 11.50% 12/02/2022	HK	USD	14,447	12,283	0.01
Land & Houses	TH	THB	69,812	12,273	0.01
China Evergrande Group 11.50% 22/01/2023	KY	USD	17,066	12,267	0.01
RKPF Overseas 2019 A 6.70% 30/09/2024	VG	USD	13,688	12,164	0.01
Crown Castle International 5.20% 15/02/2049	US	USD	10,911	12,124	0.01
CPI Property Group 2.75% 22/01/2028 EMTN	LU	GBP	10,938	12,006	0.01
Keppel DC REIT	SG	SGD	6,554	11,946	0.01
Redsun Properties Group 10.50% 03/10/2022	KY	USD	13,321	11,904	0.01
KWG Group Holdings 7.875% 09/08/2021	KY	USD	13,273	11,672	0.01
Pakuwon Jati	ID	IDR	483,633	11,600	0.01
CIFI Holdings Group 6.00% 16/07/2025	KY	USD	12,799	11,343	0.01
Seazen Group 6.00% 12/08/2024	KY	USD	13,036	11,330	0.01
Keppel Pacific Oak US REIT	SG	USD	18,720	11,263	0.01
China Evergrande Group 8.25% 23/03/2022	KY	USD	15,407	11,141	0.01
Cromwell European REIT	SG	EUR	24,302	11,071	0.01
KWG Group Holdings 7.40% 13/01/2027	KY	USD	12,740	10,977	0.00
Robinsons Land	PH	PHP	41,198	10,959	0.00
Ronshine China Holdings 6.75% 05/08/2024	KY	USD	12,799	10,875	0.00
China Aoyuan Group 6.35% 08/02/2024	KY	USD	12,325	10,765	0.00
Zhenro Properties Group 8.70% 03/08/2022	KY	USD	12,207	10,739	0.00
Yango Justice International 9.50% 03/04/2021	HK	USD	11,851	10,344	0.00
Kaisa Group Holdings 11.75% 26/02/2021	KY	USD	11,792	10,273	0.00
Yango Justice International 10.00% 12/02/2023	HK	USD	11,199	10,165	0.00
Unibail-Rodamco-Westfield 0.125% 14/05/2021 EMTN	FR	EUR	9,795	9,796	0.00
Kaisa Group Holdings 10.50% 15/01/2025	KY	USD	12,207	9,796	0.00
Times China Holdings 7.625% 21/02/2022	KY	USD	10,962	9,609	0.00
China Evergrande Group 12.00% 22/01/2024	KY	USD	13,214	9,583	0.00
China Evergrande Group 6.25% 28/06/2021	KY	USD	11,851	9,496	0.00
Goodman Group REIT	AU	AUD	823	9,141	0.00
Link REIT	HK	HKD	1,368	8,960	0.00
China Evergrande Group 9.50% 11/04/2022	KY	USD	11,851	8,697	0.00
Jababeka International 6.50% 05/10/2023 Reg S	NL	USD	11,851	8,622	0.00
KWG Group Holding 5.20% 21/09/2022	KY	USD	9,836	8,464	0.00
Yuzhou Properties 5.375% VRN (Perpetual)	KY	USD	10,014	8,273	0.00
Supalai	TH	THB	19,131	8,258	0.00
Relo Group	JP	JPY	390	8,033	0.00
Digital Dutch Finco 1.50% 15/03/2030	NL	EUR	7,496	7,931	0.00
China Aoyuan Group 7.95% 19/02/2023	KY	USD	8,616	7,792	0.00
RKI Overseas Finance 2017 A 7.00% (Perpetual)	VG	USD	10,073	7,724	0.00
APL Realty Holdings Pte 5.95% 02/06/2024	SG	USD	12,650	7,531	0.00
Wanda Properties Overseas 6.875% 23/07/2023	VG	USD	8,886	7,475	0.00
AREIT REIT	PH	PHP	16,488	7,471	0.00
Kaisa Group Holdings 9.375% 30/06/2024	KY	USD	9,434	7,357	0.00
Yango Justice International 6.80% 11/03/2021 EMTN	HK	USD	8,533	7,342	0.00
China South City Holdingss 10.875% 26/06/2022	HK	USD	8,711	7,318	0.00
Crown Castle International 4.15% 01/07/2050	US	USD	7,386	7,282	0.00
Kaisa Group Holdings 11.25% 09/04/2022	KY	USD	7,940	6,969	0.00
Pakuwon Prima 5.00% 14/02/2024	SG	USD	7,940	6,935	0.00
China Merchants Commercial REIT	HK	HKD	25,400	6,765	0.00
Jinke Properties Group 8.375% 20/06/2021	CN	USD	7,466	6,529	0.00
Shimao Property Holdings	HK	HKD	2,100	6,383	0.00
CIFI Holdings Group 5.50% 23/01/2022	KY	USD	7,111	6,195	0.00
Longfor Group Holdings 3.375% 13/04/2027	KY	USD	6,915	6,117	0.00
Theta Capital 6.75% 31/10/2026	SG	USD	8,118	5,766	0.00
Redco Properties Group 8.50% 19/08/2021	KY	USD	6,637	5,682	0.00
Shimao Group Holdings 4.60% 13/07/2030	KY	USD	6,163	5,675	0.00
RKPF Overseas 2019 6.00% 04/09/2025	VG	USD	6,568	5,646	0.00
Vincom Retail	VN	VND	6,012	5,631	0.00
Country Garden Holdings 4.80% 06/08/2030	KY	USD	6,163	5,621	0.00
Times China Holdings 6.75% 08/07/2025	KY	USD	6,400	5,562	0.00
Greentown China Holdings 5.65% 13/07/2025	KY	USD	6,163	5,500	0.00
Greentown China Holdings 4.70% 29/04/2025	KY	USD	6,400	5,499	0.00
Wanda Properties International 7.25% 29/01/2024	VG	USD	6,163	5,204	0.00
Sunac China Holdings 7.875% 15/02/2022	KY	USD	5,926	5,175	0.00
KWG Group Holdings 7.875% 01/09/2023	KY	USD	5,689	5,133	0.00
Properties 9.875% 02/05/2021	KY	USD	5,748	4,971	0.00
Kaisa Group Holdings 6.75% 18/02/2021	KY	USD	5,764	4,954	0.00
Kaisa Group Holdings 9.75% 28/09/2023 Reg S	KY	USD	5,689	4,712	0.00
Easy Tactic 8.125% 27/02/2023	VG	USD	6,163	4,655	0.00
Zhenro 9.15% 06/05/2023 Reg S	KY	USD	4,859	4,327	0.00
Agile Group Holdings 8.375% VRN (Perpetual)	KY	USD	4,740	4,227	0.00
Country Garden Holdings 5.40% 27/05/2025	KY	USD	4,326	4,001	0.00
Ronshine China Holdings 8.95% 22/01/2023	KY	USD	4,503	3,991	0.00
Yida China Holdings 14.00% 27/03/2022	KY	USD	5,824	3,612	0.00
Zhenro Properties Group 8.65% 21/01/2023	KY	USD	4,089	3,597	0.00
China Evergrande Group 4.25% 14/02/2023	KY	HKD	33,183	3,425	0.00
Propnex	SG	SGD	8,430	3,338	0.00
Daibiru	JP	JPY	333	3,234	0.00
China Aoyuan Group 7.50% 10/05/2021	KY	USD	3,555	3,090	0.00
CIFI Holdings Group 5.375% VRN (Perpetual)	KY	USD	3,555	3,041	0.00
Zhenro Properties Group 5.60% 28/02/2021	KY	USD	3,437	2,943	0.00
Jingrui Holdings 9.45% 23/04/2021	KY	USD	3,437	2,898	0.00
Lodha Developers International 14.00% 12/03/2023	MU	USD	3,555	2,838	0.00
Kaisa Group Holdings 11.95% 22/10/2022 Reg S	KY	USD	2,844	2,503	0.00
Times China Holdings 10.95% 27/11/2020	KY	USD	2,370	2,050	0.00
Heiwa Real Estate	JP	JPY	76	1,914	0.00
CIFI Holdings Group 5.375% VRN (Perpetual)	KY	USD	1,896	1,632	0.00
Zhenro Properties Group 9.80% 20/08/2021	KY	USD	1,659	1,460	0.00
Redco Properties Group 11.50% 08/12/2020	KY	USD	1,659	1,430	0.00
Champion Sincerity Holdings 8.125% VRN (Perpetual)	VG	USD	1,481	1,332	0.00
Cosmos Initia	JP	JPY	125	428	0.00
				2,928,432	**1.33**

정부

Germany 0.00% 15/02/2030	DE	EUR	11,838,694	12,586,142	5.70
Germany 0.00% 12/03/2021	DE	EUR	8,671,278	8,693,936	3.94
Germany 0.00% 11/06/2021	DE	EUR	4,783,503	4,805,483	2.18
Australia 1.75% 21/06/2051	AU	AUD	4,117,292	2,459,120	1.11
Germany 0.25% 15/02/2029	DE	EUR	1,563,861	1,693,563	0.77
Germany 0.00% 15/08/2030	DE	EUR	1,287,362	1,369,044	0.62
Netherland 0.00% 15/07/2030	NL	EUR	1,129,274	1,186,996	0.54
US Treasury 0.625% 15/05/2030	US	USD	1,065,964	897,224	0.41
US Treasury Infl. Indexed Bonds 0.125% 15/07/2030	US	USD	493,644	471,490	0.21
Germany 1.75% 04/07/2022	DE	EUR	412,597	430,302	0.20
US Treasury Infl. Indexed Bonds 0.375% 15/07/2027	US	USD	394,434	396,352	0.18
US Treasury 2.875% 31/10/2023	US	USD	398,263	369,216	0.17
UK Treasury Inflation Linked 0.125% 10/08/2028	GB	GBP	233,198	347,304	0.16
US Treasury 2.375% 15/11/2049	US	USD	324,487	328,205	0.15
US Treasury 2.00% 15/02/2050	US	USD	348,448	325,768	0.15
Germany 0.00% 07/10/2022	DE	EUR	296,592	301,271	0.14
US Treasury 0.625% 15/08/2030	US	USD	312,731	262,576	0.12
US Treasury Infl. Indexed Bonds 0.625% 15/01/2026	US	USD	231,692	237,969	0.11
Germany 0.00% 05/04/2024	DE	EUR	220,378	226,845	0.10
Germany Inflation Linked Bond 0.10% 15/04/2026	DE	EUR	186,679	211,800	0.10
US Treasury 0.250% 15/04/2023	US	USD	227,427	195,589	0.09
US Treasury Infl. Indexed Bonds 0.50% 15/04/2024	US	USD	207,906	194,089	0.09
Germany 0.00%08/04/2022	DE	EUR	187,933	190,054	0.09
US Treasury 0.50% 31/03/2025	US	USD	210,845	182,353	0.08
US Treasury 0.25% 15/06/2023	US	USD	181,018	155,665	0.07
US Treasury 3.00% 31/10/2025	US	USD	132,107	128,053	0.06
Germany Inflation Linked Bond 0.50% 15/04/2030	DE	EUR	89,124	111,629	0.05
US Treasury 1.125% 28/02/2025	US	USD	97,379	86,499	0.04
France 0.10% 01/03/2028	FR	EUR	75,274	84,596	0.04
US Treasury Infl. Indexed Bonds 0.125% 15/04/2022	US	USD	90,328	83,890	0.04
US Treasury 1.25% 15/05/2050	US	USD	104,614	81,642	0.04
US Treasury 0.125% 15/09/2023	US	USD	95,189	81,554	0.04
US Treasury 0.25% 31/08/2025	US	USD	90,939	77,623	0.04
US Treasury 0.125% 30/06/2022	US	USD	82,779	71,030	0.03
US Treasury 0.125% 15/05/2023	US	USD	80,484	69,001	0.03
US Treasury Infl. Indexed Bonds 0.625% 15/04/2023	US	USD	72,865	68,047	0.03
US Treasury 0.25% 31/05/2025	US	USD	69,456	59,372	0.03
Germany 2.00% 15/08/2023	DE	EUR	48,728	52,638	0.02
France 0.10% 01/03/2029	FR	EUR	45,164	50,469	0.02
US Treasury 1.50% 31/08/2021	US	USD	58,062	50,402	0.02
US Treasury 0.25% 30/06/2025	US	USD	58,949	50,363	0.02
US Treasury 0.50% 31/05/2027	US	USD	57,020	48,674	0.02
Denmark Inflation Linked Bond 0.10% 15/11/2023	DK	DKK	301,095	45,826	0.02
US Treasury 1.375% 15/08/2050	US	USD	47,451	38,231	0.02
Italy 0.65% 15/05/2026	IT	EUR	36,131	37,403	0.02
France 0.10% 25/07/2036	FR	EUR	30,109	37,170	0.02
US Treasury 1.125% 15/05/2040	US	USD	41,909	34,342	0.02
US Treasury 0.375% 30/09/2027	US	USD	37,726	31,845	0.01
Sweden Inflation Linked Bond 0.125% 01/12/2027	SE	SEK	255,930	29,304	0.01
US Treasury 0.375% 31/03/2022	US	USD	29,201	25,148	0.01
France 0.10% 01/03/2025	FR	EUR	20,324	22,103	0.01
US Treasury 1.125% 15/08/2040	US	USD	26,072	21,293	0.01
US Treasury 0.125% 30/09/2022	US	USD	24,560	21,072	0.01
US Treasury 0.50% 30/06/2027	US	USD	22,761	19,416	0.01
US Treasury 0.125% 15/10/2023	US	USD	15,409	13,199	0.01
Australia 0.75% 21/11/2027	AU	AUD	17,162	12,012	0.01
Australia 1.25% 21/05/2032	AU	AUD	15,904	9,937	0.00
Australia 2.75% 21/11/2029	AU	AUD	13,714	9,732	0.00
Canada Real Return Bond 4.00% 01/12/2031	CA	CAD	6,022	8,840	0.00
Indonesia 4.875% 05/05/2021 Reg S	ID	USD	8,995	7,893	0.00

현재 투자종목 명세서서 2020년 10월 31일

	국가 코드	CCY	주식 또는 명목	시장 가격 EUR순	% 자산
US Treasury 0.50% 31/08/2027	US	USD	8,395	7,152	0.00
UK Treasury Inflation Linked 0.125% 22/03/2026	GB	GBP	4,667	6,975	0.00
Sri Lanka 7.55% 28/03/2030 Reg S	LK	USD	14,695	6,926	0.00
Sri Lanka 7.85% 14/03/2029 Reg S	LK	USD	14,530	6,859	0.00
Sri Lanka 6.20% 11/05/2027 Reg S	LK	USD	12,325	5,712	0.00
US Treasury 0.25% 30/09/2025	US	USD	6,322	5,394	0.00
Sri Lanka 6.85% 14/03/2024 Reg S	LK	USD	4,977	2,435	0.00
UK Treasury 5.00% 07/03/2025	GB	GBP	753	1,022	0.00
Sri Lanka 6.35% 28/06/2024 Reg S	LK	USD	1,778	873	0.00
				40,241,952	**18.24**
폐쇄형 펀드					
Oakley Capital Investments Fund	BM	GBP	23,043	65,207	0.03
Gemfields Group	GB	ZAR	153,557	10,146	0.00
				75,353	**0.03**
개방형 펀드					
Fidelity ILF - The Euro Fund - A-ACC-EUR	IE	EUR	356	4,908,582	2.22
Fidelity ILF - The US Dollar Fund - A-ACC-USD	IE	USD	70	1,085,461	0.49
				5,994,043	**2.72**
주식 연계 채권					
HSBC (Hangzhou Hikvision Digital (A)) ELN 08/2021	CN	USD	2,971	17,138	0.01
BNP (Shenzhen YUTO Pkg Tech (A)) ELN 30/07/2021	CN	USD	3,626	13,771	0.01
HSBC (Kweichow Moutai (A)) ELN 12/04/2024	CN	USD	64	13,724	0.01
UBS (Focus Media Info. Tech (A)) ELN 10/03/2021	CN	USD	8,303	9,958	0.00
HSBC (Focus Media Info. Tech (A)) ELN 10/03/2021	CN	USD	3,743	4,489	0.00
HSBC (China Nat'l. Accord Med (A)) ELN 15/10/2021	CN	USD	665	4,241	0.00
HSBC (Weichai Power (A)) ELN 07/05/2021	CN	USD	1,976	3,836	0.00
HSBC (China (S) Publish & Med (A)) ELN 23/11/2022	CN	USD	1,852	2,493	0.00
HSBC (Wuhu Sanqi IA Ent (A)) ELN 16/09/2021	CN	USD	93	354	0.00
				70,004	**0.03**
커뮤니케이션 서비스					
T-Mobile US	US	USD	6,731	627,606	0.28
Verizon Communications 1.85% 18/05/2040	US	EUR	266,175	298,148	0.14
Elisa	FI	EUR	3,645	153,968	0.07
Netflix	US	USD	368	150,029	0.07
Infrastrutture Wireless Italiane	IT	EUR	14,523	134,777	0.06
China Mobile	HK	HKD	24,084	126,444	0.06
Bharti Airtel	IN	INR	23,997	120,402	0.05
Deutsche Telekom	DE	EUR	6,582	86,030	0.04
Swisscom	CH	CHF	177	77,208	0.03
Vodafone Group 6.25% VRN 03/10/2078	GB	USD	71,808	66,643	0.03
Tele2	SE	SEK	6,536	66,614	0.03
Telkom	ZA	ZAR	44,312	60,008	0.03
Liberty Global	GB	USD	3,733	59,094	0.03
Verizon Communications	US	USD	1,173	57,308	0.03
Verizon Communications 4.812% 15/03/2039	US	USD	41,909	46,783	0.02
CK Hutchison Group Telecom 1.50% 17/10/2031	LU	EUR	32,597	34,637	0.02
Telekomunikasi Indonesia Persero	ID	IDR	224,757	34,139	0.02
Safaricom	KE	KES	130,266	31,704	0.01
Cellnex Telecom 1.875% 26/06/2029	ES	EUR	29,337	29,950	0.01
Sea ADR	SG	USD	204	27,717	0.01
NOS SGPS	PT	EUR	9,257	27,289	0.01
Singapore Telecommunications	SG	SGD	20,652	26,366	0.01
Advanced Info Service	TH	THB	5,491	26,070	0.01
AT&T 1.30% 05/09/2023	US	EUR	24,486	25,387	0.01
Cellnex Telecom 0.50% 05/07/2028	ES	EUR	14,722	20,402	0.01
HKBN	HK	HKD	13,570	20,152	0.01
Netflix 3.625% 15/06/2030 Reg S	US	EUR	18,055	19,744	0.01
Pebble Group	GB	GBP	23,454	18,516	0.01
LG Uplus	KR	KRW	1,847	15,516	0.01
Converge ICT Solutions	PH	PHP	56,190	14,728	0.01
SoftBank Group	JP	JPY	236	13,221	0.01
Orange 0.50% 15/01/2022 EMTN	FR	EUR	12,243	12,356	0.01
Sarana Menara Nusantara	ID	IDR	208,396	11,981	0.01
Bilibili ADR	CN	USD	285	10,994	0.00
SoftBank Group 5.125% 19/09/2027	JP	USD	11,880	10,325	0.00
AT&T 4.50% 15/05/2035	US	USD	9,220	9,254	0.00
Globe Telecom	PH	PHP	247	8,887	0.00
TIME dotCom	MY	MYR	3,228	8,585	0.00
XL Axiata	ID	IDR	70,073	8,219	0.00
SoftBank Group 6.00% VRN (Perpetual)	JP	USD	10,192	8,123	0.00
Daiichikosho	JP	JPY	217	6,368	0.00
AT&T 3.65% 01/06/2051	US	USD	7,561	6,357	0.00
China Unicom	HK	HKD	10,743	5,674	0.00
Bharti Airtel 1.50% 17/02/2025 Reg S	IN	USD	5,926	5,628	0.00
Walt Disney 2.20% 13/01/2028	US	USD	6,205	5,576	0.00
Telstra	AU	AUD	3,432	5,545	0.00
Netflix 4.625% 15/05/2029	US	EUR	4,563	5,315	0.00
AT&T 4.35% 01/03/2029	US	USD	5,214	5,213	0.00
UPCB Finance IV 4.00% 15/01/2027 Reg S	KY	EUR	4,693	4,750	0.00
Axiata SPV5 3.064% 19/08/2050 EMTN	MY	USD	4,641	3,826	0.00
Dr Peng Holding HongKong 7.55% 01/12/2021	HK	USD	5,964	3,545	0.00
SoftBank Group 6.125% 20/04/2025	JP	USD	2,019	1,855	0.00
SoftBank Group 6.25% 15/04/2028	JP	USD	1,711	1,596	0.00
				2,666,572	**1.21**

증권 자격 취득 또는 기타 통제 된 시장 에서 죽음을 맞게

	국가 코드	CCY	주식 또는 명목	시장 가격 EUR순	% 자산
에너지					
Petroleo Brasileiro	BR	BRL	34,260	97,523	0.04
Petroleo Brasileiro (Pref'd)	BR	BRL	16,627	47,304	0.02
Diamondback Energy 3.50% 01/12/2029	US	USD	50,007	42,757	0.02
Kommunalbanken 0.875% 12/03/2025 144A	NO	USD	39,108	34,059	0.02
Cheniere Energy	US	USD	796	32,395	0.01
Tengizchevroil Finance 2.625% 15/08/2025 Reg S	BM	USD	35,623	30,733	0.01
Aker BP 4.00% 15/01/2031 144A	NO	USD	25,968	21,856	0.01
Lukoil ADR	RU	USD	438	19,216	0.01
Gazprom ADR	RU	USD	4,686	15,404	0.01
Energy Transfer Operating 5.80% 15/06/2038	US	USD	16,764	14,705	0.01
Eni 4.75% 12/09/2028	IT	USD	11,227	11,249	0.01
Diamondback Energy 5.375% 31/05/2025	US	USD	10,833	9,620	0.00
Aker BP 2.875% 15/01/2026 144A	NO	USD	9,824	8,358	0.00
Diamondback Energy 3.25% 01/12/2026	US	USD	7,626	6,725	0.00
Diamondback Energy 2.875% 01/12/2024	US	USD	6,127	5,329	0.00
Aker BP 5.875% 31/03/2025 144A	NO	USD	4,224	3,747	0.00
Eni 4.00% 12/09/2023 Reg S	IT	USD	3,548	3,297	0.00
				404,277	**0.18**
유틸리티					
Endesa	ES	EUR	11,787	271,224	0.12
Iberdrola	ES	EUR	15,631	158,267	0.07
Enagas	ES	EUR	3,625	67,166	0.03
Red Electrica	ES	EUR	2,908	43,976	0.02
APT Pipelines 4.25% 15/07/2027 Reg S	AU	USD	37,718	36,354	0.02
Greenko Dutch 5.25% 24/07/2024 Reg S	NL	USD	29,960	26,465	0.01
Exelon Generation 5.60% 15/06/2042	US	USD	18,859	18,347	0.01
Exelon 4.70% 15/04/2050	US	USD	16,764	18,188	0.01
AES Gener 7.125% VRN 26/03/2079 Reg S	CL	USD	8,097	7,215	0.00
				647,202	**0.29**
소재					
Grupo Mexico	MX	MXN	55,462	135,142	0.06
Magnitogorsk Iron & Steel Works GDR	RU	USD	11,902	62,724	0.03
PhosAgro GDR	RU	USD	6,034	59,659	0.03
Vidrala	ES	EUR	615	50,430	0.02
Novolipetsk Steel GDR	RU	USD	1,819	36,278	0.02
Bradespar (Pref'd)	BR	BRL	4,722	33,063	0.01
Glencore Funding 2.50% 01/09/2030 144A	US	USD	35,041	29,235	0.01
Votorantim 7.25% 05/04/2041 Reg S	LU	USD	9,430	10,360	0.00
Vidrala (BR) RTS 05/11/2020	ES	EUR	631	2,582	0.00
				419,473	**0.19**
산업재					
Ferrovial	ES	EUR	15,541	288,682	0.13
Cia de Locacao das Americas	BR	BRL	22,304	85,118	0.04
Ryanair Holdings	IE	EUR	6,059	71,649	0.03
Rumo	BR	BRL	20,242	54,954	0.02
Irish Continental Group	IE	EUR	14,674	46,077	0.02
Grupo Aeroportuario del Pacifico	MX	MXN	6,078	42,948	0.02
Applus Services	ES	EUR	5,661	38,073	0.02
Delta Air Lines 7.00% 01/05/2025 144A	US	USD	33,528	31,420	0.01
Alfa	MX	MXN	40,658	23,036	0.01
Delta Air lines 4.50% 20/10/2025 144A	SU	USD	24,547	21,349	0.01
Tegma Gestao Logistica	BR	BRL	5,098	16,099	0.01
Localiza Rent a Car	BR	BRL	1,737	15,944	0.01
Avolon Holdings Funding 2.875% 15/02/2025 144A	KY	USD	16,764	13,588	0.01
Promotora y Operadora de Infraestructura	MX	MXN	2,132	12,069	0.01
Grupo Aeroportuario del Sureste (B)	MX	MXN	1,120	10,983	0.00
Aleatica	MX	MXN	10,944	9,228	0.00
Vietnam Engine & Argicultural Machinery	VN	VND	5,640	8,812	0.00
Viettel Post Joint Stock	VN	VND	2,199	8,795	0.00
Delta Air lines 4.75% 20/10/2028 144A	SU	USD	5,979	5,240	0.00
Ashtead Capital 4.00% 01/05/2028 144A	US	USD	4,820	4,323	0.00
Hokkaido Chuo Bus	JP	JPY	4	107	0.00
				808,494	**0.37**
정보 기술					
Mail.Ru Group GDR	RU	USD	3,258	73,406	0.03
Dell International 8.10% 15/07/2036 144A	US	USD	31,851	37,005	0.02
Alphabet 2.05% 15/08/2050	US	USD	41,909	32,730	0.01
Microsoft 2.525% 01/06/2050	US	USD	34,366	30,068	0.01
Amadeus IT Group	ES	EUR	715	29,314	0.01
Adevinta 2.625% 15/11/2025 Reg S	NO	EUR	26,109	26,102	0.01
Adevinta 3.00% 15/11/2027 Reg S	NO	EUR	24,183	24,433	0.01

현재 투자종목 명세서서 2020년 10월 31일

	국가 코드	CCY	주식 또는 명목	시장 가격 EUR순	% 자산
Microsoft 2.675% 01/06/2060	US	USD	25,523	22,445	0.01
Hewlett Packard Enterprise 4.65% 01/10/2024	US	USD	19,077	18,499	0.01
Microsoft 2.40% 08/08/2026	US	USD	18,250	17,019	0.01
Apple 2.75% 13/01/2025	US	USD	16,086	14,945	0.01
Fiserv 1.625% 01/07/2030	US	EUR	10,896	11,846	0.01
Cree 1.75% 01/05/2026	US	USD	9,125	11,809	0.01
Apple 3.85% 04/08/2046	US	USD	9,220	9,728	0.00
Envestnet 0.75% 15/08/2025	US	USD	9,712	8,376	0.00
Taiwan Union Technology	TW	TWD	2,838	8,122	0.00
Science Applications Intl. 4.875% 01/04/2028 144A	US	USD	2,607	2,348	0.00
				378,195	0.17

소비재

	국가 코드	CCY	주식 또는 명목	시장 가격 EUR순	% 자산
Industria de Diseno Textil	ES	EUR	15,545	329,406	0.15
Lojas Americanas (Pref'd)	BR	BRL	16,166	56,831	0.03
Petrobras Distribuidora	BR	BRL	16,921	48,623	0.02
B2W Companhia Global	BR	BRL	3,312	37,984	0.02
Charter Communications 6.834% 23/10/2055	US	USD	31,120	37,834	0.02
Grupo SBF	BR	BRL	9,840	34,241	0.02
Charter Communications 5.75% 01/04/2048	US	USD	30,191	32,507	0.01
Glenveagh Properties	IE	EUR	41,984	30,858	0.01
Charter Communications 6.484% 23/10/2045	US	USD	25,225	29,328	0.01
Dalata Hotel Group	IE	EUR	11,714	28,347	0.01
Applegreen	IE	EUR	9,058	25,724	0.01
Booking Holdings 4.625% 13/04/2030	US	USD	25,146	25,608	0.01
Wynn Macau 5.125% 15/12/2029 Reg S	KY	USD	30,754	24,478	0.01
Pet Center Comercio e Participacoes	BR	BRL	8,899	23,838	0.01
Lojas Renner	BR	BRL	3,933	22,282	0.01
Lennar 5.00% 15/06/2027	US	USD	22,318	21,934	0.01
Intercontinental Hotel Grp. 1.625% 08/10/2024 EMTN	GB	EUR	21,502	21,468	0.01
Lennar 5.375% 01/10/2022	US	USD	22,096	20,265	0.01
Melco Resorts Finance 5.625% 17/07/2027 Reg S	KY	USD	22,742	19,860	0.01
Vivara Participacoes	BR	BRL	5,858	19,357	0.01
Expedia Group 4.625% 01/08/2027 144A	US	USD	18,608	16,771	0.01
Expedia Group 3.60% 15/12/2023 144A	US	USD	18,608	16,435	0.01
Marriott International 3.125% 15/06/2026	US	USD	13,036	11,234	0.01
Volkswagen Group 4.625% 13/11/2025 Reg S	US	USD	10,168	10,103	0.00
Hilton Domestic Operating 4.875% 15/01/2030	US	USD	11,341	10,033	0.00
Marriott International 4.625% 15/06/2030	US	USD	9,193	8,433	0.00
Sands China 3.80% 08/01/2026 Reg S	KY	USD	7,963	7,018	0.00
Lennar 5.25% 01/06/2026	US	USD	4,823	4,714	0.00
				975,514	0.44

소비재

	국가 코드	CCY	주식 또는 명목	시장 가격 EUR순	% 자산
JBS	BR	BRL	20,752	60,159	0.03
X5 Retail Group GDR	RU	USD	1,700	51,279	0.02
Keurig Dr Pepper 4.985% 25/05/2038	US	USD	35,204	38,854	0.02
Cia Brasileira de Distribuicao	BR	BRL	3,541	32,930	0.01
Mars 4.20% 01/04/2059 144A	US	USD	14,442	15,911	0.01
Lamb Weston Holdings 4.625% 01/11/2024 144A	US	USD	17,077	15,171	0.01
Keurig Dr Pepper 5.085% 25/05/2048	US	USD	13,036	14,999	0.01
Barry Callebaut Services 5.50% 15/06/2023 144A	BE	USD	13,036	12,056	0.01
Quang Ngai Sugar	VN	VND	9,409	11,079	0.01
Barry Callebaut Services 5.50% 15/06/2023 Reg S	BE	USD	3,593	3,323	0.00
Lamb Westton Holdings 4.875% 15/05/2028 144A	US	USD	2,281	2,125	0.00
				257,886	0.12

건강

	국가 코드	CCY	주식 또는 명목	시장 가격 EUR순	% 자산
Notre Dame Intermedica Participacoes	BR	BRL	7,501	74,514	0.03
Hapvida Participacoes e Investimentos	BR	BRL	6,921	67,592	0.03
AbbVie 2.30% 21/11/2022 144A	US	USD	37,609	33,454	0.02
Grifols	ES	EUR	1,227	28,461	0.01
Takeda Pharmaceutical 3.025% 09/07/2040	JP	USD	30,041	26,476	0.01
Danaher 1.70% 30/03/2024	US	EUR	24,486	25,957	0.01
Royalty Pharma 3.30% 02/09/2040 144A	GB	USD	28,498	24,145	0.01
Royalty Pharma 0.75% 02/09/2023 144A	GB	USD	23,009	19,755	0.01
Bristol-Myers Squibb 4.35% 15/11/2047	US	USD	16,764	18,426	0.01
Royalty Pharma 1.20% 02/09/2025 144A	GB	USD	18,642	15,937	0.01
Bayer US Finance 4.70% 15/07/2064 144A	US	USD	15,093	14,621	0.01
AbbVie 2.95% 21/11/2026 144A	US	USD	15,383	14,430	0.01
Nutrition 1.23% 01/10/2025 144A	US	USD	15,208	13,079	0.01
AstraZeneca 1.375% 06/08/2030	GB	USD	15,506	12,889	0.01
Bayer US Finance II 4.25% 15/12/2025 144A	US	USD	12,906	12,602	0.01
Centene 5.375% 01/06/2026 144A	US	USD	13,036	11,787	0.01
Nutritio & Bioscience 1.832% 15/10/2027 144A	US	USD	13,328	11,476	0.01
Roche Holdings 4.00% 28/11/2044 144A	US	USD	10,058	11,239	0.01
Royalty Pharma 3.55% 02/09/2050 144A	GB	USD	13,362	11,027	0.00
Bayer US Finance II 4.625% 25/06/2038 144A	US	USD	10,058	10,117	0.00
Nutrition & Bioscience 3.268% 15/11/2040 144A	US	USD	9,339	8,241	0.00
Royalty Pharma 1.75% 02/09/2027 144A	GB	USD	9,177	7,841	0.00
Mylan 3.75% 15/12/2020	NL	USD	8,322	7,152	0.00
AbbVie 3.20% 21/11/2029 144A	US	USD	6,706	6,320	0.00
Teva Pharmaceutical Fin. 6.75% 01/03/2028	NL	USD	6,062	5,475	0.00
Korian RTS 26/10/2020	FR	EUR	1,452	3,616	0.00
				496,629	0.23

금융

	국가 코드	CCY	주식 또는 명목	시장 가격 EUR순	% 자산
Grupo Financiero Banorte	MX	MXN	46,474	175,361	0.08
Mapfre 4.375% VRN 31/03/2047	ES	EUR	145,051	162,758	0.07
TCS Group Holding GDR	CY	USD	7,147	146,608	0.07
UniCredit 7.296% VRN 02/04/2034 Reg S	IT	USD	118,952	117,609	0.05
B3 SA - Brasil Bolsa Balcao	BR	BRL	14,414	110,729	0.05
Kaspi KZ	KZ	USD	2,442	90,032	0.04
BBVA 6.00% VRN (Perpetual)	ES	EUR	77,395	76,459	0.03
Emirates Wts 03/01/2022	AE	USD	30,174	66,983	0.03
Intesa Sanpaolo 7.75% VRN (Perpetual)	IT	EUR	58,782	65,860	0.03
Bank Of America 1.197% VRN 24/10/2026 MTN	US	USD	65,441	56,199	0.03
UniCredit 6.625% VRN (Perpetual)	IT	EUR	54,681	54,554	0.02
Bolsa Mexicana de Valores	MX	MXN	28,710	49,309	0.02
UBS Group 1.008% VRN 30/07/2024 144A	CH	USD	56,073	48,342	0.02
CaixaBank 6.75% VRN (Perpetual)	ES	EUR	42,904	43,933	0.02
Wells Fargo Bank 2.082% VRN 09/09/2022	US	USD	47,159	41,065	0.02
Nova Ljubljanska Banka GDR	SI	EUR	5,761	37,678	0.02
Bank of America 2.676% VRN 19/06/2041 MTN	US	USD	41,909	36,299	0.02
Nordea Bank 4.625% VRN 13/09/2033 144A	FI	USD	37,299	36,244	0.02
UBS Group 1.364% VRN 30/01/2027 144A	CH	USD	40,412	34,613	0.02
UniCredit 2.20% VRN 22/07/2027 EMTN	IT	EUR	33,528	34,259	0.02
Goldman Sachs Group 4.223% VRN 01/05/2029	US	USD	33,528	33,623	0.02
Willis North America 3.875% 15/09/2049	US	USD	33,255	33,372	0.02
Commerzbank 8.125% 19/09/2023 Reg S	DE	USD	33,528	33,052	0.01
Caixa Geral de Depositos 10.75% VRN (Perpetual)	PT	EUR	30,285	32,518	0.01
Credit Suisse Group 3.869% VRN 12/01/2029 144A	CH	USD	33,528	32,067	0.01
Garfunkelux Holdco 3 7.75% 01/11/2025 Reg S	LU	GBP	28,226	30,899	0.01
Intesa Sanpaolo 2.125% 26/05/2025 EMTN	IT	EUR	28,306	30,213	0.01
Discover Bank 2.70% 06/02/2030	US	USD	33,528	30,082	0.01
Citigroup 2.666% VRN 29/01/2031	US	USD	31,821	28,717	0.01
Bangkok Bank 3.733% VRN 25/09/2034 Reg S	TH	USD	31,998	26,982	0.01
UBS 1.75% 21/04/2022 144A	CH	USD	29,853	26,098	0.01
Willis North America 4.50% 15/09/2028	US	USD	24,038	24,623	0.01
BNP Paribas 3.052% VRN 13/01/2031 144A	FR	USD	26,072	23,741	0.01
Garfunkelux Holdco 3 6.75% 01/11/2025 Reg S	LU	EUR	24,083	23,709	0.01
Mitsubishi UFJ Financial Group 3.777% 02/03/2025	JP	USD	24,307	23,314	0.01
Morgan Stanley 2.699% VRN 22/01/2031 GMTN	US	USD	25,146	23,025	0.01
Park Aerospace Holdings 5.25% 15/08/2022 144A	KY	USD	25,146	22,239	0.01
BBVA 5.875% VRN (Perpetual)	ES	EUR	21,031	20,696	0.01
Bevco Lux Sarl 1.50% 16/09/2027	LU	EUR	20,293	20,560	0.01
Citigroup VRN 2.572% 03/06/2031	US	USD	21,640	19,400	0.01
Banco BPM 6.125% VRN (Perpetual)	IT	EUR	21,031	18,976	0.01
HSBC Holdings 6.375% VRN (Perpetual)	GB	USD	21,031	18,804	0.01
Dresdner Funding Trust I 8.151% 30/06/2031 Reg S	US	USD	13,670	17,214	0.01
UBS Group 3.491% 23/05/2023 Reg S	CH	USD	18,859	16,878	0.01
Wells Fargo & Co 2.393% VRN 02/06/2028 MTN	US	USD	18,576	16,583	0.01
Westpac Banking 4.322% VRN 23/11/2031 GMTN	AU	USD	16,764	16,201	0.01
Truist Bank 0.826% FRN 09/03/2023	US	USD	18,430	15,946	0.01
JPMorgan Chase & Co. 2.956% VRN 13/05/2031	US	USD	17,392	15,906	0.01
Oversea-Chinese Bkg 1.832% VRN 10/09/2030 Reg S	SG	USD	17,392	14,900	0.01
ANZ 2.95% VRN 22/07/2030 Reg S	AU	USD	16,345	14,562	0.01
Morgan Stanley 5.597% VRN 24/03/2051 GMTN	US	USD	9,907	12,893	0.01
Rabobank 4.375% 04/08/2025	NL	USD	13,036	12,665	0.01
CaixaBank 5.875% VRN (Perpetual)	ES	EUR	11,777	11,566	0.01
Natwest Group 8.625% VRN (Perpetual)	GB	USD	12,619	11,203	0.01
Sumitomo Mitsui Fin. Group 0.465% 30/05/2024 EMTN	JP	EUR	10,896	11,041	0.01
Wells Fargo & Co 5.013% VRN 04/04/2051 MTN	US	USD	9,287	10,823	0.00
Danske Bank 5.375% 12/01/2024 Reg S	DK	USD	9,725	9,378	0.00
Danske Bank 3.001% VRN 20/09/2022 144A	DK	USD	10,544	9,211	0.00
Citigroup 3.887% VRN 10/01/2028	US	USD	9,220	8,937	0.00
BPCE 3.50% 23/10/2027 144A	FR	USD	8,382	7,923	0.00
QBE Insurance Group 5.875% VRN (Perpetual) Reg S	AU	USD	8,414	7,728	0.00
Dresdner Funding Trust I 8.151% 30/06/2031 144A	US	USD	5,468	6,886	0.00
Goldman Sachs Group 2.00% 27/07/2023 EMTN	US	EUR	6,122	6,463	0.00
Rabobank 5.25% 04/08/2045	NL	USD	5,214	6,063	0.00
Phoenix Life 7.25% VRN (Perpetual)	GB	GBP	5,237	5,918	0.00
Westpac Banking 5.00% VRN (Perpetual)	AU	USD	5,428	4,722	0.00
MSCI 3.875% 15/02/2031 144A	US	USD	5,214	4,677	0.00
Assicurazioni Generali 6.269% VRN (Perpetual)	IT	GBP	2,944	3,552	0.00
QBE Insurance Group 5.875% VRN (Perpetual) 144A	AU	USD	1,067	980	0.00
				2,342,423	1.06

부동산

	국가 코드	CCY	주식 또는 명목	시장 가격 EUR순	% 자산
Fibra Uno Administracion REIT	MX	MXN	75,888	49,217	0.02
Blackstone Property Partners 1.75% 12/03/2029 EMTN	LU	EUR	25,347	25,646	0.01
WEA Finance 3.50% 15/06/2029 144A	US	USD	25,146	21,455	0.01
Akelius 1.125% 11/01/2029 EMTN	NL	EUR	16,244	16,265	0.01
Mitsui Fudosan 3.65% 20/07/2027 Reg S	JP	USD	15,087	14,443	0.01
Equinix 2.625% 18/11/2024	US	USD	13,740	12,546	0.01

현재 투자종목 명세서서 2020년 10월 31일

	국가 코드	CCY	주식 또는 명목	시장 가격 EUR	% 순자산
Blackstone Property Partners 1.40% 06/07/2022 EMTN	LU	EUR	12,243	12,444	0.01
Equinix 3.00% 15/07/2050	US	USD	14,383	12,134	0.01
Agile Group Holdings 5.75% 02/01/2025 Reg S	KY	USD	13,273	11,364	0.01
Equinix 2.15% 15/07/2030	US	USD	13,036	11,267	0.01
Yuzhou Properties 8.375% 30/10/2024	KY	USD	11,851	10,565	0.00
SHK Properties Capital Mks 2.875% 21/01/2030 EMTN	KY	USD	10,168	9,170	0.00
Equinix 2.90% 18/11/2026	US	USD	8,622	7,975	0.00
China Evergrande Group 8.90% 24/05/2021	KY	USD	6,518	5,355	0.00
Yuzhou Properties 8.50% 26/02/2024	KY	USD	3,733	3,341	0.00
				223,187	0.10
정부					
Netherlands 0.00% 29/04/2021	NL	EUR	6,591,293	6,613,743	3.00
Italy 1.70% 01/09/2051	IT	EUR	5,767,948	5,891,540	2.67
European Union 0.00% 04/10/2030 EMTN	SU	EUR	1,936,398	2,007,658	0.91
European Union 0.10% 04/10/2040 EMTN	SU	EUR	1,468,056	1,491,850	0.68
US Treasury Infl. Indexed Bonds 0.125% 15/04/2025	US	USD	747,467	677,875	0.31
US Treasury 0.00% 27/11/2020	US	USD	776,445	666,413	0.30
US Treasury 0.00% 12/11/2020	US	USD	775,843	665,919	0.30
US Treasury 0.00% 03/12/2020	US	USD	775,531	665,616	0.30
US Treasury 0.00% 05/11/2020	US	USD	775,421	665,566	0.30
US Treasury 0.00% 19/11/2020	US	USD	775,421	665,544	0.30
US Treasury 0.00% 10/12/2020	US	USD	775,341	665,443	0.30
Italy 2.35% 15/09/2024	IT	EUR	199,475	231,372	0.10
US Treasury Infl. Indexed Bonds 0.25% 15/01/2025	US	USD	200,981	200,586	0.09
Japan Inflation Linked Bond 0.10% 10/03/2029	JP	JPY	15,387,733	125,957	0.06
US Treasury Infl. Indexed Bonds 0.125% 15/10/2024	US	USD	127,965	117,346	0.05
Japan Inflation Linked Bond 0.10% 10/03/2027	JP	JPY	12,947,064	107,522	0.05
Japan 0.10% 10/03/2028	JP	JPY	11,778,516	97,095	0.04
Japan Inflation Linked Bond 0.10% 10/03/2024	JP	JPY	6,473,532	55,092	0.02
Spain Inflation Linked 0.65% 30/11/2027	ES	EUR	30,109	34,670	0.02
Italy 2.55% 15/09/2041	IT	EUR	16,034	25,859	0.01
Japan 0.20% 10/03/2030	JP	JPY	2,709,851	22,337	0.01
Mexico 5.00% 27/04/2051	MX	USD	9,712	9,532	0.00
				21,704,535	9.84
주식 연계 채권					
HSBC (Bupa Arabia For Coop. (A)) ELN 30/09/2021	SA	USD	4,319	113,290	0.05
CITI (Vincom Retail (A)) ELN 19/02/2020	VN	USD	38,744	36,178	0.02
HSBC (Titan Wind Energy Suzhou (A)) ELN 20/07/2021	CN	USD	37,754	34,742	0.02
BNP (Zhejiang Supor Cookware (A)) ELN 24/02/2023	CN	USD	3,751	33,983	0.02
HSBC (Skshu Paint (A)) ELN 21/07/2021	CN	USD	563	10,696	0.00
UBS (Oppein Home Group (A)) ELN 15/06/2021	CN	USD	656	10,346	0.00
CITI (Foshan Haitian Flavouring (A)) ELN 19/02/2021	CN	USD	432	8,881	0.00
UBS (Anhui Heli (A)) ELN 21/01/2022	CN	USD	4,250	7,688	0.00
HSBC (Beijing Roborock Tech. (A)) ELN 21/09/2021	CN	USD	40	4,191	0.00
BNP (Focus Media Info (A)) ELN 10/07/2023	CN	USD	3,436	4,121	0.00
UBS (Midea Group (A)) ELN 16/11/2020	CN	USD	153	1,528	0.00
HSBC (Midea Group (A)) ELN 23/11/2020	CN	USD	64	638	0.00
HSBC (FPT (A)) ELN 23/11/2021	GB	USD	208	395	0.00
UBS (Midea Group (A)) ELN 21/07/2022	CN	USD	22	215	0.00
				266,892	0.12
커뮤니케이션 서비스					
Euskaltel	ES	EUR	5,064	41,376	0.02
AT&T 3.50% 15/09/2053 Reg S	US	USD	27,526	22,446	0.01
T-Mobile USA 3.60% 15/11/2060 144A	US	USD	19,601	16,585	0.01
T-Mobile USA 3.50% 15/04/2025 144A	US	USD	17,171	16,157	0.01
Netflix 3.625% 15/05/2027 Reg S	US	EUR	12,124	13,139	0.01
T-Mobile USA 4.50% 15/04/2050 144A	US	USD	12,363	12,485	0.01
T-Mobile USA 3.875% 15/04/2030 144A	US	USD	9,386	9,055	0.00
AT&T 3.875% 15/01/2026	US	USD	5,214	5,067	0.00
AT&T 4.90% 15/06/2042	US	USD	4,922	4,988	0.00
				141,298	0.06
목록에 없음					
에너지					
Kalahari Energy*	BW	USD	2,205	0	0.00
				0	0.00
유틸리티					
TXU Europe Funding 7.00% 30/11/2005 (Defaulted)*	GB	EUR	221,785	2	0.00
TXU Eastern Funding 6.45% 15/05/2005 (Defaulted)*	GB	USD	2,281	0	0.00
				2	0.00
소재					
Farmers Bus Perpetual (Pref'd)*	US	USD	2,017	57,231	0.03
FARMERS BU SR F 0% (Pref'd) (Perpetual)*	US	USD	1,361	38,628	0.02
				95,859	0.04
산업재					
Tradeshift Holdings*	US	USD	3,738	19,252	0.01
Blue Skyview 15.758% VRN (Perpetual) (Defaulted)	VG	USD	8,711	1,883	0.00
Jain Int'l Trading 7.125% 01/02/2022 (Defaulted)	NL	USD	5,452	912	0.00
				22,047	0.01
정보 기술					
Innoviz Technology Service*	IL	USD	7,197	51,924	0.02
Sensetime Group*	CN	USD	64,753	19,653	0.01
Bytedance*	CN	USD	355	19,125	0.01
Nuoxi Capital 5.35% 24/01/2023 (Defaulted)	VG	USD	7,170	615	0.00
				91,317	0.04
소비재					
Virgin Media Secured Fin. 4.125% 15/08/2030	GB	GBP	28,810	31,422	0.01
Top Wise Excellence 6.00% 16/03/2020 (Defaulted)	VG	USD	8,355	778	0.00
Tiger Wheels*	ZA	ZAR	10,043	0	0.00
				32,200	0.01
건강					
Grail*	US	USD	569	5,813	0.00
China Animal Healthcare*	BM	HKD	2,536	0	0.00
				5,813	0.00
금융					
Transferwise*	GB	USD	551	59,131	0.03
Transferwise (Pref'd)*	GB	USD	376	40,323	0.02
Tianjin State-OCI. & Management. 1.60% 17/12/2039*	CN	USD	22,365	3,935	0.00
Yihua Overseas Invest. 8.50% 23/10/2020 (Defaulted)	VG	USD	6,400	439	0.00
				103,828	0.05
부동산					
Intu SGS Fin. 3.875% 17/03/2023 EMTN (Defaulted)	GB	GBP	35,623	22,948	0.01
Modernland Overseas Pte 6.95% 13/04/2024	SG	USD	5,689	1,975	0.00
JGC Ventures 10.75% 30/08/2021 (Defaulted)	SG	USD	5,096	1,793	0.00
Intu Debenture 5.562% 31/12/2027 (Defaulted)	GB	GBP	1,731	1,010	0.00
				27,726	0.01
단주				10	0.00
총 투자 (비용 EUR 188,876,020)				195,749,585	88.72

차액 거래 계약

	CCY	기본 노출	미실현 이익 / (손실) EUR	% 순자산
베트남 Tech. & Commercial Joint Stock Bank (MS)	USD	35,137	(1,946)	(0.00)
			(1,946)	(0.00)

신용 디폴트 스왑 (Credit Default Swap)

	CCY	기본 노출	미실현 이익 / (손실) EUR	% 순자산
매수 보호 Commerzbk 4% 20/12/2025	EUR	1,565,432	106,783	0.05
매수 보호 Lloyds Bank 4.5% 20/12/2025	EUR	957,797	22,239	0.01
매수 보호 Repsol Int'l Fin 2.25% 20/12/2025	EUR	1,801,019	17,508	0.01
매수 보호 4.375% 20/12/2025	EUR	638,531	17,262	0.01
매수 보호 브라질 4.25% 20/12/2025	USD	44,062	2,150	0.00
매도 보호 CDX NA HY S35 5 년 20/12/202	USD	58,662	1,789	0.00
매수 보호 Munich Re 7.625% 20/12/2020	EUR	13,036	(15)	(0.00)
매수 보호 XL Capital Yank 6.25% 20/12/2020	USD	26,072	(30)	(0.00)
매수 보호 Quest Diagnostic 6.95% 20/06/2021	USD	7,822	(40)	(0.00)
매수 보호 Lincoln National 3.35% 20/12/2025	USD	16,686	(63)	(0.00)
매수 보호 Conocophillips 5.9% 20/06/2022	USD	9,386	(87)	(0.00)
매수 보호 Avnet 4.875% 20/06/2025	USD	13,036	(92)	(0.00)
매수 보호 Avnet 4.875% 20/06/2022	USD	9,647	(97)	(0.00)
매수 보호 Aig International 6.25% 20/12/2025	USD	16,686	(176)	(0.00)
매수 보호 Wells Fargo 3.069% 20/12/2025	USD	20,336	(293)	(0.00)
매수 보호 Dow Chemical 7.375% 20/12/2025	USD	57,359	(728)	(0.00)
매수 보호 Viacomcbs 4.75% 20/12/2025	USD	80,237	(934)	(0.00)
매수 보호 CDX NA HY S35 5 년 20/12/202	USD	46,100	(1,406)	(0.00)
매수 보호 iTraxx Xover S34 20/12/2025	EUR	54,482	(3,274)	(0.00)

현재 투자종목 명세서서 2020년 10월 31일

	CCY	기본 노출	미실현 이익 / (손실) EUR	% 순자산
매수 보호 일반사항 Motors 4.875% 20/12/2025	USD	46,408	(7,065)	(0.00)
			153,431	0.07

선물환 계약

	기본 노출 EUR	미실현 이익 / (손실) EUR	% 순자산
구입 USD 판매 EUR 에 1.19905 12/11/2020	673,008	19,503	0.01
구입 USD 판매 EUR 에 1.18657 12/11/2020	484,718	8,856	0.00
구입 USD 판매 EUR 에 1.18663 12/11/2020	440,558	8,071	0.00
구입 USD 판매 NOK 에 0.11227 12/11/2020	73,216	5,169	0.00
구입 EUR 판매 AUD 에 0.60593 12/11/2020	718,093	3,111	0.00
구입 USD 판매 NOK 에 0.11326 12/11/2020	35,997	2,884	0.00
구입 USD 판매 EUR 에 1.18295 12/11/2020	122,408	1,856	0.00
구입 SEK 판매 EUR 에 10.41988 16/11/2020	301,492	1,807	0.00
구입 USD 판매 SEK 에 0.11499 12/11/2020	76,675	1,690	0.00
구입 USD 판매 AUD 에 0.71980 12/11/2020	70,413	1,679	0.00
구입 USD 판매 NOK 에 0.10910 12/11/2020	41,246	1,667	0.00
구입 USD 판매 EUR 에 1.17171 06/11/2020	252,295	1,425	0.00
구입 USD 판매 EUR 에 1.18193 12/11/2020	89,620	1,280	0.00
구입 USD 판매 GBP 에 1.31668 12/11/2020	78,258	1,278	0.00
구입 CHF 판매 EUR 에 1.07699 16/11/2020	140,970	1,269	0.00
구입 USD 판매 EUR 에 1.18862 12/11/2020	60,693	1,216	0.00
구입 USD 판매 CAD 에 0.75930 12/11/2020	96,733	1,069	0.00
구입 JPY 판매 EUR 에 125.06129 12/11/2020	39,687	1,051	0.00
구입 USD 판매 SEK 에 0.11393 12/11/2020	80,154	1,014	0.00
구입 NZD 판매 USD 에 1.53290 12/11/2020	66,899	1,010	0.00
구입 USD 판매 CAD 에 0.76029 12/11/2020	77,309	956	0.00
구입 USD 판매 GBP 에 1.30466 12/11/2020	134,110	946	0.00
구입 USD 판매 AUD 에 0.72572 12/11/2020	27,479	887	0.00
구입 USD 판매 AUD 에 0.73302 12/11/2020	20,644	880	0.00
구입 USD 판매 EUR 에 1.18495 06/11/2020	48,383	823	0.00
구입 USD 판매 EUR 에 1.16878 03/12/2020	301,025	764	0.00
구입 CAD 판매 USD 에 1.33863 06/11/2020	142,176	752	0.00
구입 USD 판매 EUR 에 1.18412 12/11/2020	43,451	702	0.00
구입 USD 판매 DKK 에 0.15941 12/11/2020	38,366	702	0.00
구입 USD 판매 GBP 에 1.29760 03/12/2020	431,160	635	0.00
구입 USD 판매 EUR 에 1.19143 12/11/2020	27,272	612	0.00
구입 USD 판매 SEK 에 0.11580 12/11/2020	20,738	606	0.00
구입 USD 판매 SEK 에 0.11410 12/11/2020	41,804	590	0.00
구입 USD 판매 EUR 에 1.18738 12/11/2020	29,370	557	0.00
구입 USD 판매 EUR 에 1.17312 12/11/2020	82,890	557	0.00
구입 USD 판매 SEK 에 0.11438 12/11/2020	31,643	527	0.00
구입 USD 판매 AUD 에 0.72481 12/11/2020	16,504	511	0.00
구입 USD 판매 EUR 에 1.19881 12/11/2020	17,353	499	0.00
구입 USD 판매 EUR 에 1.18181 12/11/2020	34,649	491	0.00
구입 USD 판매 EUR 에 1.19298 12/11/2020	17,683	420	0.00
구입 USD 판매 SEK 에 0.11468 12/11/2020	20,978	404	0.00
구입 USD 판매 NOK 에 0.10729 12/11/2020	17,425	403	0.00
구입 USD 판매 GBP 에 1.30368 12/11/2020	63,425	399	0.00
구입 JPY 판매 USD 에 105.67120 06/11/2020	36,427	387	0.00
구입 USD 판매 SEK 에 0.11385 12/11/2020	32,272	384	0.00
구입 USD 판매 EUR 에 1.17686 06/11/2020	37,863	381	0.00
구입 USD 판매 EUR 에 1.17991 06/11/2020	29,607	376	0.00
구입 USD 판매 EUR 에 1.18018 12/11/2020	28,117	359	0.00
구입 USD 판매 EUR 에 1.18276 12/11/2020	23,608	354	0.00
구입 USD 판매 EUR 에 1.18311 12/11/2020	22,178	339	0.00
구입 USD 판매 EUR 에 1.17503 12/11/2020	38,837	325	0.00
구입 USD 판매 EUR 에 1.18706 12/11/2020	16,918	316	0.00
구입 USD 판매 EUR 에 1.17277 12/11/2020	49,197	316	0.00
구입 USD 판매 EUR 에 1.17324 12/11/2020	43,800	299	0.00
구입 USD 판매 EUR 에 1.18429 12/11/2020	18,211	297	0.00
구입 USD 판매 EUR 에 1.19678 12/11/2020	10,885	294	0.00
구입 USD 판매 AUD 에 0.71767 12/11/2020	13,954	291	0.00
구입 GBP 판매 EUR 에 0.91936 12/11/2020	12,531	277	0.00
구입 USD 판매 CAD 에 0.76056 12/11/2020	21,130	269	0.00
구입 USD 판매 AUD 에 0.71603 12/11/2020	13,827	256	0.00
구입 USD 판매 CAD 에 0.76014 12/11/2020	20,965	255	0.00
구입 USD 판매 EUR 에 1.19339 12/11/2020	10,485	253	0.00
구입 USD 판매 CAD 에 0.75290 12/11/2020	98,961	250	0.00
구입 USD 판매 NZD 에 0.66638 12/11/2020	38,732	244	0.00
구입 USD 판매 GBP 에 1.31793 12/11/2020	13,908	241	0.00
구입 JPY 판매 USD 에 105.67820 12/11/2020	21,404	230	0.00
구입 USD 판매 GBP 에 1.30398 12/11/2020	35,099	229	0.00
구입 NZD 판매 USD 에 1.52490 12/11/2020	21,209	208	0.00
구입 USD 판매 EUR 에 1.18166 06/11/2020	14,443	205	0.00
구입 USD 판매 EUR 에 1.17809 12/11/2020	18,140	199	0.00
구입 USD 판매 NOK 에 0.10817 12/11/2020	6,213	196	0.00
구입 USD 판매 EUR 에 1.17604 12/11/2020	20,687	191	0.00
구입 USD 판매 EUR 에 1.19106 12/11/2020	8,560	189	0.00
구입 SEK 판매 USD 에 8.90860 12/11/2020	78,406	179	0.00
구입 USD 판매 SEK 에 0.11390 12/11/2020	14,014	174	0.00
구입 USD 판매 EUR 에 1.18257 12/11/2020	11,703	174	0.00
구입 GBP 판매 EUR 에 0.90746 12/11/2020	18,587	165	0.00
구입 USD 판매 SEK 에 0.11382 12/11/2020	14,061	164	0.00
구입 USD 판매 EUR 에 1.19250 12/11/2020	6,921	162	0.00
구입 CAD 판매 USD 에 1.33809 12/11/2020	32,577	160	0.00
구입 USD 판매 EUR 에 1.17187 06/11/2020	23,110	134	0.00
구입 JPY 판매 USD 에 105.44390 12/11/2020	14,143	120	0.00
구입 USD 판매 CAD 에 0.75606 12/11/2020	17,472	118	0.00
구입 GBP 판매 USD 에 0.77253 12/11/2020	137,240	114	0.00
구입 USD 판매 EUR 에 1.17835 12/11/2020	9,809	110	0.00
구입 GBP 판매 EUR 에 0.90829 19/11/2020	11,340	110	0.00
구입 USD 판매 EUR 에 1.18349 12/11/2020	6,960	109	0.00
구입 USD 판매 AUD 에 0.70494 12/11/2020	39,482	107	0.00
구입 USD 판매 CAD 에 0.75150 06/11/2020	142,929	97	0.00
구입 USD 판매 EUR 에 1.18510 12/11/2020	5,617	96	0.00
구입 JPY 판매 USD 에 105.97211 12/11/2020	7,095	96	0.00
구입 USD 판매 EUR 에 1.18136 12/11/2020	6,680	92	0.00
구입 USD 판매 EUR 에 1.18081 12/11/2020	6,905	92	0.00
구입 USD 판매 CHF 에 1.10342 12/11/2020	8,492	91	0.00
구입 USD 판매 CAD 에 0.76042 12/11/2020	7,014	88	0.00
구입 CHF 판매 USD 에 0.92171 06/11/2020	13,761	83	0.00
구입 NOK 판매 USD 에 9.54681 12/11/2020	73,135	80	0.00
구입 CNY 판매 USD 에 6.78220 19/01/2021	10,676	79	0.00
구입 USD 판매 GBP 에 1.30993 12/11/2020	7,051	78	0.00
구입 KRW 판매 USD 에 1168.68000 04/01/2021	2,524	73	0.00
구입 USD 판매 GBP 에 1.30282 12/11/2020	12,331	69	0.00
구입 USD 판매 CAD 에 0.76265 12/11/2020	3,486	54	0.00
구입 USD 판매 EUR 에 1.18162 16/11/2020	3,837	53	0.00
구입 GBP 판매 USD 에 0.77884 12/11/2020	5,196	47	0.00
구입 SEK 판매 USD 에 9.01063 04/01/2021	2,654	39	0.00
구입 USD 판매 GBP 에 1.30064 12/11/2020	9,405	37	0.00
구입 USD 판매 AUD 에 0.70615 06/11/2020	8,118	36	0.00
구입 JPY 판매 USD 에 105.56800 12/11/2020	3,580	35	0.00
구입 NZD 판매 USD 에 1.51353 12/11/2020	12,800	29	0.00
구입 JPY 판매 USD 에 105.05114 12/11/2020	5,917	28	0.00
구입 JPY 판매 USD 에 104.91992 12/11/2020	4,738	17	0.00
구입 EUR 판매 GBP 에 1.11282 12/11/2020	15,745	15	0.00
구입 USD 판매 GBP 에 1.29635 06/11/2020	18,640	13	0.00
구입 USD 판매 EUR 에 1.17954 16/11/2020	1,044	13	0.00
구입 USD 판매 CHF 에 1.09256 06/11/2020	13,844	13	0.00
구입 USD 판매 CAD 에 0.75137 12/11/2020	21,371	10	0.00
구입 SGD 판매 USD 에 1.37102 04/01/2021	2,506	10	0.00
구입 USD 판매 EUR 에 1.16568 12/11/2020	26,622	9	0.00
구입 USD 판매 EUR 에 1.17357 16/11/2020	1,179	8	0.00
구입 USD 판매 EUR 에 1.17260 16/11/2020	1,161	7	0.00
구입 USD 판매 EUR 에 1.16537 12/11/2020	64,972	5	0.00
구입 GBP 판매 USD 에 0.77252 12/11/2020	5,838	5	0.00
구입 USD 판매 EUR 에 1.16547 12/11/2020	17,221	3	0.00
구입 USD 판매 JPY 에 0.00956 06/11/2020	36,814	1	0.00
구입 JPY 판매 USD 에 104.52440 03/12/2020	36,827	(2)	(0.00)
구입 USD 판매 GBP 에 1.29523 12/11/2020	14,203	(3)	(0.00)
구입 USD 판매 GBP 에 1.29520 06/11/2020	12,554	(3)	(0.00)
구입 EUR 판매 USD 에 0.85601 16/11/2020	1,100	(3)	(0.00)
구입 PLN 판매 USD 에 3.80446 12/11/2020	118	(5)	(0.00)
구입 PLN 판매 USD 에 3.88560 12/11/2020	317	(6)	(0.00)
구입 PLN 판매 USD 에 3.87827 12/11/2020	289	(6)	(0.00)
구입 EUR 판매 USD 에 0.85446 04/01/2021	2,560	(7)	(0.00)
구입 EUR 판매 USD 에 0.85197 16/11/2020	1,013	(7)	(0.00)
구입 JPY 판매 USD 에 104.52800 12/11/2020	39,151	(10)	(0.00)
구입 CHF 판매 USD 에 0.91457 03/12/2020	13,869	(13)	(0.00)
구입 USD 판매 JPY 에 0.00954 12/11/2020	6,129	(14)	(0.00)
구입 GBP 판매 USD 에 0.77085 12/11/2020	10,648	(14)	(0.00)
구입 EUR 판매 USD 에 0.85007 16/11/2020	1,541	(14)	(0.00)
구입 CAD 판매 USD 에 1.33115 12/11/2020	60,217	(19)	(0.00)
구입 EUR 판매 USD 에 0.84759 16/11/2020	1,728	(21)	(0.00)
구입 USD 판매 GBP 에 1.29461 03/12/2020	27,723	(23)	(0.00)
구입 USD 판매 GBP 에 1.29104 12/11/2020	7,198	(25)	(0.00)
구입 GBP 판매 USD 에 0.76756 12/11/2020	4,909	(28)	(0.00)
구입 USD 판매 JPY 에 0.00948 12/11/2020	3,565	(33)	(0.00)
구입 PLN 판매 USD 에 3.69688 12/11/2020	518	(34)	(0.00)
구입 USD 판매 SEK 에 0.11214 12/11/2020	10,667	(35)	(0.00)
구입 AUD 판매 USD 에 1.41594 03/12/2020	8,155	(36)	(0.00)
구입 CHF 판매 USD 에 0.90844 12/11/2020	4,563	(38)	(0.00)
구입 CAD 판매 USD 에 1.32630 12/11/2020	10,657	(42)	(0.00)
구입 EUR 판매 USD 에 0.85104 12/11/2020	5,998	(50)	(0.00)
구입 USD 판매 GBP 에 1.28873 12/11/2020	9,912	(52)	(0.00)
구입 GBP 판매 USD 에 0.76809 06/11/2020	10,472	(52)	(0.00)
구입 GBP 판매 USD 에 0.76604 12/11/2020	7,088	(54)	(0.00)
구입 CAD 판매 USD 에 1.32935 12/11/2020	32,171	(54)	(0.00)
구입 AUD 판매 USD 에 1.39789 12/11/2020	3,550	(61)	(0.00)
구입 GBP 판매 USD 에 0.76506 12/11/2020	7,165	(63)	(0.00)
구입 EUR 판매 USD 에 0.84988 12/11/2020	6,708	(65)	(0.00)
구입 EUR 판매 GBP 에 1.10852 12/11/2020	23,873	(70)	(0.00)
구입 GBP 판매 USD 에 0.76815 06/11/2020	14,695	(72)	(0.00)
구입 EUR 판매 USD 에 0.84402 12/11/2020	4,547	(75)	(0.00)
구입 EUR 판매 USD 에 0.85233 12/11/2020	11,370	(77)	(0.00)

현재 투자종목 명세서서 2020년 10월 31일

	기본 노출 EUR	미실현 이익 / (손실) EUR	% 순자산
구입 CAD 판매 USD 에 1.31469 12/11/2020	6,412	(81)	(0.00)
구입 EUR 판매 USD 에 0.85474 12/11/2020	22,362	(89)	(0.00)
구입 SEK 판매 USD 에 8.85490 12/11/2020	24,947	(94)	(0.00)
구입 EUR 판매 USD 에 0.84675 12/11/2020	7,121	(95)	(0.00)
구입 CAD 판매 USD 에 1.33058 03/12/2020	143,037	(96)	(0.00)
구입 AUD 판매 USD 에 1.40400 06/11/2020	8,224	(107)	(0.00)
구입 EUR 판매 USD 에 0.85401 12/11/2020	23,744	(115)	(0.00)
구입 NZD 판매 USD 에 1.50270 12/11/2020	29,404	(144)	(0.00)
구입 EUR 판매 USD 에 0.84583 16/11/2020	10,672	(152)	(0.00)
구입 EUR 판매 USD 에 0.84639 12/11/2020	11,286	(155)	(0.00)
구입 EUR 판매 GBP 에 1.09721 12/11/2020	12,028	(158)	(0.00)
구입 CAD 판매 USD 에 1.30102 12/11/2020	7,129	(164)	(0.00)
구입 USD 판매 NZD 에 0.65702 12/11/2020	21,692	(170)	(0.00)
구입 PLN 판매 USD 에 3.72271 12/11/2020	2,982	(178)	(0.00)
구입 EUR 판매 USD 에 0.84454 12/11/2020	12,399	(197)	(0.00)
구입 EUR 판매 USD 에 0.83583 12/11/2020	7,603	(198)	(0.00)
구입 AUD 판매 USD 에 1.39639 12/11/2020	10,919	(200)	(0.00)
구입 USD 판매 GBP 에 1.28036 12/11/2020	18,056	(211)	(0.00)
구입 NOK 판매 USD 에 9.43940 12/11/2020	21,336	(217)	(0.00)
구입 EUR 판매 USD 에 0.85607 12/11/2020	92,251	(225)	(0.00)
구입 USD 판매 GBP 에 1.28638 12/11/2020	32,109	(227)	(0.00)
구입 GBP 판매 USD 에 0.74527 12/11/2020	6,894	(238)	(0.00)
구입 USD 판매 CAD 에 0.74801 12/11/2020	60,464	(240)	(0.00)
구입 EUR 판매 GBP 에 1.10529 12/11/2020	42,634	(249)	(0.00)
구입 GBP 판매 USD 에 0.76351 12/11/2020	24,666	(268)	(0.00)
구입 EUR 판매 USD 에 0.84628 06/11/2020	19,417	(271)	(0.00)
구입 EUR 판매 USD 에 0.83660 12/11/2020	11,417	(287)	(0.00)
구입 EUR 판매 USD 에 0.85279 06/11/2020	47,623	(304)	(0.00)
구입 EUR 판매 USD 에 0.84617 12/11/2020	21,964	(307)	(0.00)
구입 EUR 판매 USD 에 0.84372 12/11/2020	19,113	(322)	(0.00)
구입 EUR 판매 USD 에 0.84703 12/11/2020	24,928	(323)	(0.00)
구입 EUR 판매 USD 에 0.84240 12/11/2020	18,233	(335)	(0.00)
구입 GBP 판매 USD 에 0.76516 12/11/2020	38,987	(340)	(0.00)
구입 EUR 판매 GBP 에 1.10497 12/11/2020	57,945	(354)	(0.00)
구입 EUR 판매 USD 에 0.84335 12/11/2020	21,463	(371)	(0.00)
구입 EUR 판매 USD 에 0.84761 12/11/2020	32,609	(401)	(0.00)
구입 EUR 판매 USD 에 0.84284 12/11/2020	22,486	(401)	(0.00)
구입 EUR 판매 GBP 에 1.10962 12/11/2020	212,101	(409)	(0.00)
구입 EUR 판매 USD 에 0.84242 12/11/2020	22,741	(417)	(0.00)
구입 NOK 판매 USD 에 8.97158 12/11/2020	7,077	(419)	(0.00)
구입 SEK 판매 USD 에 8.67080 12/11/2020	17,644	(432)	(0.00)
구입 EUR 판매 USD 에 0.84376 12/11/2020	27,837	(467)	(0.00)
구입 EUR 판매 USD 에 0.84773 06/11/2020	38,869	(478)	(0.00)
구입 CAD 판매 USD 에 1.31821 12/11/2020	50,888	(510)	(0.00)
구입 USD 판매 JPY 에 0.00947 12/11/2020	58,200	(569)	(0.00)
구입 USD 판매 JPY 에 0.00949 12/11/2020	80,714	(588)	(0.00)
구입 GBP 판매 USD 에 0.77078 06/11/2020	431,726	(639)	(0.00)
구입 CAD 판매 USD 에 1.31637 12/11/2020	56,434	(644)	(0.00)
구입 AUD 판매 USD 에 1.40234 12/11/2020	46,316	(654)	(0.00)
구입 AUD 판매 USD 에 1.35490 12/11/2020	14,235	(676)	(0.00)
구입 EUR 판매 USD 에 0.83992 12/11/2020	32,237	(685)	(0.00)
구입 EUR 판매 USD 에 0.84363 12/11/2020	40,496	(686)	(0.00)
구입 NZD 판매 USD 에 1.49108 12/11/2020	56,628	(713)	(0.00)
구입 EUR 판매 USD 에 0.85609 06/11/2020	301,613	(768)	(0.00)
구입 AUD 판매 USD 에 1.38999 12/11/2020	35,267	(804)	(0.00)
구입 EUR 판매 USD 에 0.85226 12/11/2020	121,253	(833)	(0.00)
구입 EUR 판매 JPY 에 0.00803 19/11/2020	40,737	(874)	(0.00)
구입 USD 판매 JPY 에 0.00941 12/11/2020	57,668	(920)	(0.00)
구입 AUD 판매 USD 에 1.38572 12/11/2020	39,264	(1,013)	(0.00)
구입 NOK 판매 USD 에 8.97703 12/11/2020	17,752	(1,041)	(0.00)
구입 AUD 판매 USD 에 1.38260 12/11/2020	45,936	(1,286)	(0.00)
구입 EUR 판매 USD 에 0.84277 12/11/2020	80,488	(1,444)	(0.00)
구입 NOK 판매 USD 에 8.99863 12/11/2020	35,710	(2,014)	(0.00)
구입 GBP 판매 USD 에 0.75898 12/11/2020	124,637	(2,085)	(0.00)
구입 SEK 판매 USD 에 8.69658 12/11/2020	101,127	(2,181)	(0.00)
구입 NOK 판매 EUR 에 10.85198 16/11/2020	106,515	(2,509)	(0.00)
구입 EUR 판매 GBP 에 1.10323 19/11/2020	444,213	(3,363)	(0.00)
구입 EUR 판매 GBP 에 1.09720 16/11/2020	259,735	(3,388)	(0.00)
구입 USD 판매 GBP 에 1.28423 06/11/2020	424,936	(3,688)	(0.00)
구입 NOK 판매 USD 에 9.28964 12/11/2020	155,912	(4,033)	(0.00)
구입 EUR 판매 AUD 에 0.60190 12/11/2020	1,724,927	(4,054)	(0.00)
구입 EUR 판매 USD 에 0.84324 12/11/2020	985,539	(17,143)	(0.01)
구입 EUR 판매 USD 에 0.84567 19/11/2020	5,957,216	(85,842)	(0.04)
		(64,100)	(0.03)

A-ACC 주식 (GBP) (GBP / EUR 헤지)

구입 GBP 판매 EUR 에 0.90629 24/11/2020	42,150	312	0.00
		312	0.00

A-ACC 주식 (USD) (USD / EUR 헤지)

구입 USD 판매 EUR 에 1.17137 24/11/2020	47,124	234	0.00
		234	0.00

선물

	CCY	기본 노출	미실현 이익 / (손실) EUR	% 순자산
Euro-Bund Bond Future 08/12/2020	EUR	22,914,757	127,034	0.06
Euro-Bobl Bond Future 08/12/2020	EUR	3,599,658	6,774	0.00
US Long Bond Future 21/12/2020	USD	(88,419)	1,876	0.00
Long Gilt Bond Future 29/12/2020	GBP	(350,776)	1,298	0.00
호주 10 년 Bond Future 15/12/2020	AUD	217,696	394	0.00
US Treasury Note 2 Year Bond Future 31/12/2020	USD	46,276	(2)	(0.00)
Japan 10 Year Bond Future 14/12/2020	JPY	(31,200,953)	(107)	(0.00)
Euro-Schatz Bond Future 08/12/2020	EUR	(140,458)	(219)	(0.00)
Canadian 10 Year Bond Future 18/12/2020	CAD	297,296	(395)	(0.00)
US Treasury Note 5 Year Bond Future 31/12/2020	USD	430,353	(782)	(0.00)
US Treasury Note 10 Year Bond Future 21/12/2020	USD	499,937	(2,185)	(0.00)
미국 10 년 Ultra Bond Future 21/12/2020	USD	228,331	(2,393)	(0.00)
US Ultra Bond Future 21/12/2020	USD	141,261	(2,533)	(0.00)
Euro Buxl 30 Year Bond Future 08/12/2020	EUR	(2,144,339)	(24,612)	(0.01)
Euro-BTP Bond Future 08/12/2020	EUR	(7,403,414)	(30,765)	(0.01)
S&P 500 Emini Index Future 18/12/2020	USD	2,603,160	(52,456)	(0.02)
S&P TSX 60 Index Future 17/12/2020	CAD	3,255,925	(105,530)	(0.05)
E-Mini Russ 1000 Index Future 18/12/2020	USD	6,192,163	(177,465)	(0.08)
MSCI Europe Index Future 18/12/2020	EUR	5,060,752	(366,504)	(0.17)
			(628,572)	(0.28)

금리 스왑

	CCY	기본 노출	미실현 이익 / (손실) EUR	% 순자산
Receive fixed 1.0872% pay float. (6m AUD BB) 27/03/2030	AUD	127,062	2,564	0.00
Receive fixed 0.4123% pay float. (6m CHF LIBOR) 04/06/2028	CHF	24,088	1,574	0.00
Receive fixed 0.2985% pay float. (6m CHF LIBOR) 31/07/2027	CHF	28,484	1,529	0.00
Receive fixed 0.9117% pay float. (6m AUD BB) 01/05/2030	AUD	92,135	923	0.00
Receive fixed 0.5323% pay float. (6m CHF LIBOR) 12/11/2028	CHF	10,538	807	0.00
Receive fixed 0.1818% pay float. (6m CHF LIBOR) 04/09/2027	CHF	11,592	538	0.00
Receive fixed 0.8077% pay float. (6m AUD BB) 17/07/2030	AUD	150,246	470	0.00
Receive fixed 0.4098% pay float. (6m CHF LIBOR) 04/04/2028	CHF	6,624	427	0.00
Receive fixed 0.3598% pay float. (3m STIBOR) 26/05/2030	SEK	241,779	194	0.00
Pay fixed -0.008% receive float. (6m JPY LIBOR) 26/05/2030	JPY	2,431,037	104	0.00
Pay fixed 0.5103% receive float. (3m NZ) 13/10/2030	NZD	92,436	28	0.00
Receive fixed -0.34% pay float. (6m CHF LIBOR) 10/08/2030	CHF	2,710	8	0.00
Receive fixed 0.2778% pay float. (3m STIBOR) 10/08/2030	SEK	47,272	(3)	(0.00)
Receive fixed 0.7477% pay float. (6m AUD BB) 07/08/2030	AUD	12,646	(8)	(0.00)
Receive fixed 0.7487% pay float. (6m AUD BB) 06/10/2030	AUD	48,777	(68)	(0.00)
Pay fixed 0.061% receive float. (6m JPY LIBOR) 25/03/2030	JPY	5,745,486	(87)	(0.00)
Pay fixed -0.2458% receive float. (6m EURIBOR) 10/08/2030	EUR	25,292	(91)	(0.00)
Pay fixed 1.2025% receive float. (3m NZ) 19/08/2029	NZD	3,011	(117)	(0.00)
Pay fixed 0.0952% receive float. (6m JPY LIBOR) 16/12/2029	JPY	3,199,430	(143)	(0.00)
Pay fixed -0.2058% receive float. (6m EURIBOR) 09/03/2030	EUR	17,162	(159)	(0.00)
Pay fixed 0.6443% receive float. (3m NZ) 10/08/2030	NZD	23,485	(184)	(0.00)
Receive fixed 0.2253% pay float. (3m STIBOR) 16/03/2030	SEK	628,083	(212)	(0.00)
Receive fixed 0.0085% pay float. (6m JPY LIBOR) 24/06/2029	JPY	10,340,489	(250)	(0.00)
Pay fixed 0.1553% receive float. (6m CHF LIBOR) 11/06/2029	CHF	11,140	(251)	(0.00)
Receive fixed 0.9348% pay float. (3m CDOR) 06/08/2030	CAD	22,883	(263)	(0.00)
Pay fixed 2.415% receive float. (3m NZ) 12/02/2029	NZD	3,613	(348)	(0.00)
Receive fixed 0.0427% pay float. (6m JPY LIBOR) 13/08/2029	JPY	7,415,958	(383)	(0.00)
Pay fixed -0.1898% receive float. (6m EURIBOR) 20/07/2030	EUR	46,670	(437)	(0.00)
Pay fixed 0.1202% receive float. (6m JPY LIBOR) 08/01/2030	JPY	6,995,329	(438)	(0.00)
Pay fixed -0.1298% receive float. (6m EURIBOR) 25/05/2030	EUR	31,615	(503)	(0.00)
Pay fixed 1.3628% receive float. (3m NZ) 21/10/2029	NZD	12,947	(611)	(0.00)
Receive fixed 0.078% pay float. (6m JPY LIBOR) 27/08/2029	JPY	10,290,507	(802)	(0.00)
Pay fixed 1.193% receive float. (3m NZ) 14/10/2029	NZD	25,894	(995)	(0.00)
Pay fixed -0.0298% receive float. (6m EURIBOR) 06/04/2030	EUR	45,164	(1,176)	(0.00)
Pay fixed 0.5986% receive float. (6m WIBO) 08/06/2025	PLN	902,093	(1,331)	(0.00)
Pay fixed 0.1047% receive float. (6m EURIBOR) 24/03/2030	EUR	40,648	(1,589)	(0.00)
Pay fixed 0.7323% receive float. (3m NZ) 20/07/2030	NZD	135,493	(1,753)	(0.00)
Pay fixed -0.1578% receive float. (6m EURIBOR) 18/05/2030	EUR	144,224	(1,916)	(0.00)
Pay fixed 0.0857% receive float. (6m EURIBOR) 08/07/2029	EUR	54,197	(2,008)	(0.00)
Pay fixed 0.68% receive float. (6m WIBO) 11/05/2025	PLN	912,522	(2,093)	(0.00)
Pay fixed 0.0317% receive float. (6m EURIBOR) 05/08/2029	EUR	74,671	(2,417)	(0.00)
Pay fixed -0.0133% receive float. (6m EURIBOR) 27/04/2030	EUR	103,577	(2,862)	(0.00)
Pay fixed 0.5237% receive float. (6m EURIBOR) 06/05/2029	EUR	38,871	(2,936)	(0.00)
Receive fixed 0.97% pay float. (3m CDOR) 16/07/2030	CAD	334,215	(3,042)	(0.00)
Pay fixed 3.241% receive float. (3m NZ) 11/06/2028	NZD	34,927	(4,433)	(0.00)
Pay fixed 0.2982% receive float. (6m EURIBOR) 10/06/2029	EUR	108,695	(6,065)	(0.00)
Pay fixed 2.9% receive float. (3m New Zealand) 08/10/2028	NZD	65,036	(7,520)	(0.00)

현재 투자종목 명세서서 2020년 10월 31일

	CCY	기본 노출	미실현 이익 / (손실) EUR	% 순자산
Pay fixed 2.36% receive float. (3m New Zealand) 18/03/2029	NZD	81,597	(7,693)	(0.00)
			(46,021)	(0.02)

	CCY	Contracts	시장 가격 EUR	% 순자산
옵션				
구입 풋 HSI 지수 22000 29/06/2021	HKD	1	1,060	0.00
구입 풋 HSI 지수 21600 29/06/2021	HKD	1	497	0.00
구입 풋 한국 Kospi 200 지수 285 10/06/2021	KRW	32,986	369	0.00
구입 풋 HSCEI 지수 8300 29/09/2021	HKD	1	283	0.00
구입 풋 한국 KOSPI 200 지수 280 10/06/2021	KRW	16,208	161	0.00
			2,370	0.00

	CCY	기본 노출	미실현 이익 / (손실) EUR	% 순자산
인플레이션 스왑				
Receive fixed 1.975% pay float. (US CPI) 15/10/2030	USD	19,293	2	0.00
Receive fixed 1.754% pay float. (US CPI) 03/08/2030	USD	36,501	(1,035)	(0.00)
Receive fixed 1.778% pay float. (US CPI) 27/07/2030	USD	52,144	(1,234)	(0.00)
			(2,267)	(0.00)

	CCY	기본 노출	미실현 이익 / (손실) EUR	% 순자산
하룻밤 지수 스왑				
Receive fixed 0.1098% pay float. (1d SONIA) 17/09/2030	GBP	152,053	(1,324)	(0.00)
			(1,324)	(0.00)

기타 자산 및 부채	25,464,653	11.54
순자산	220,627,679	100.00

지역별 배분

국가	국가 코드	% 순자산
미국	US	18.93
독일	DE	18.35
아일랜드	IE	7.67
네덜란드	NL	6.84
영국	GB	5.71
이탈리아	IT	4.03
일본	JP	3.53
중국	CN	3.27
프랑스	FR	2.19
초 국가	SU	1.72
스위스	CH	1.48
룩셈부르크	LU	1.44
호주	AU	1.41
인도	IN	1.17
홍콩	HK	1.06
스페인	ES	0.98
덴마크	DK	0.97
핀란드	FI	0.92
스웨덴	SE	0.82
한국	KR	0.60
남아프리카 공화국	ZA	0.56
브라질	BR	0.55
케이맨 제도	KY	0.48
대만	TW	0.44
노르웨이	NO	0.43
인도네시아	ID	0.42
러시아	RU	0.36
태국	TH	0.34
싱가포르	SG	0.34
멕시코	MX	0.28
버진 아일랜드 (영국령)	VG	0.13
필리핀	PH	0.12
벨기에	BE	0.11
말레이시아	MY	0.09
베트남	VN	0.08
모나코	MC	0.07
오스트리아	AT	0.07
키프로스	CY	0.07
포르투갈	PT	0.07
버뮤다	BM	0.06
Saudi Arabia	SA	0.06
아랍 에미리트	AE	0.06
캐나다	CA	0.05
이스라엘	IL	0.05
그리스	GR	0.04
나이지리아	NG	0.04
아르헨티나	AR	0.04
카자흐스탄	KZ	0.04
모리셔스	MU	0.04
케냐	KE	0.03
체코	CZ	0.02
슬로베니아	SI	0.02
페루	PE	0.01
스리랑카	LK	0.01
터키	TR	0.01
뉴질랜드	NZ	0.00
칠레	CL	0.00
몽골리아	MN	0.00
보츠와나	BW	0.00
현금 및 기타 순자산		11.30

현재 투자종목 명세서서 2020년 10월 31일

	국가 코드	CCY	주식 또는 명목	시장 가격 EUR	% 순자산
공인된 주식 또는 공식 증권거래소에서 거래됨					
에너지					
Repsol International Fin. 4.247% VRN (Perpetual)	NL	EUR	749,960	762,146	0.31
BP Capital Markets 3.625% VRN (Perpetual)	GB	EUR	638,782	657,065	0.27
Reliance Industries	IN	INR	26,664	633,644	0.26
Eni 3.375% VRN (Perpetual)	IT	EUR	597,514	592,443	0.24
Equinor	NO	NOK	46,216	504,396	0.21
Total	FR	EUR	16,966	438,053	0.18
Royal Dutch Shell (B)	NL	GBP	38,428	396,952	0.16
PTT	TH	THB	317,895	270,789	0.11
Lukoil	RU	USD	5,111	223,755	0.09
Marathon Petroleum	US	USD	8,298	203,491	0.08
John Wood Group	GB	GBP	81,057	191,164	0.08
SBM Offshore	NL	EUR	9,859	136,443	0.06
Chevron	US	USD	2,025	119,041	0.05
Tatneft (Pref'd)	RU	USD	20,520	87,984	0.04
Cairn Energy	GB	GBP	49,952	77,204	0.03
CNOOC	CN	HKD	97,653	76,439	0.03
Lundin Energy	SE	SEK	4,126	67,673	0.03
Royal Dutch Shell (A) (NL)	NL	EUR	5,703	62,069	0.03
Galp Energia SGPS	PT	EUR	8,699	60,490	0.02
China Petroleum & Chemical (H)	CN	HKD	169,914	56,862	0.02
BP Capital Markets 3.25% VRN (Perpetual)	GB	EUR	53,425	54,981	0.02
Diversified Gas & Oil	US	GBP	41,297	51,338	0.02
Gazprom	RU	USD	30,129	50,314	0.02
Eni 2.625% VRN (Perpetual)	IT	EUR	42,364	42,018	0.02
Jadestone Energy	SG	GBP	67,657	34,606	0.01
TOTAL 3.875% VRN (Perpetual) EMTN	FR	EUR	31,817	33,193	0.01
China Shenhua Energy (H)	CN	HKD	22,048	32,781	0.01
Reliance Industries	IN	INR	1,477	20,208	0.01
Equinor 3.125% 06/04/2030	NO	USD	20,339	19,324	0.01
Marathon Petroleum 6.50% 01/03/2041	US	USD	17,964	18,026	0.01
PetroChina (H)	CN	HKD	66,108	15,907	0.01
Energy Transfer Operating 6.25% 15/04/2049	US	USD	17,011	15,402	0.01
Reabold Resources	GB	GBP	2,306,137	15,001	0.01
Cespa Finance 2.25% 13/02/2026 EMTN	ES	EUR	13,737	14,339	0.01
Medco Bell Pte 6.375% 30/01/2027 Reg S	SG	USD	18,858	14,333	0.01
Repsol Int'l Finance 4.50% VRN 25/03/2075	NL	EUR	13,257	13,754	0.01
Kosmos Energy	US	GBP	14,867	13,597	0.01
Equinor 3.70% 06/04/2050	NO	USD	13,916	13,334	0.01
ONEOK 3.40% 01/09/2029	US	USD	15,851	13,253	0.01
ONEOK 7.50% 01/09/2023	US	USD	13,288	12,979	0.01
Shell International Fin. 1.25% 11/11/2032 EMTN	NL	EUR	11,936	12,963	0.01
Pertamina Persero 4.15% 25/02/2060 Reg S	ID	USD	15,094	12,921	0.01
Shell Int'l Finance 3.25% 06/04/2050	NL	USD	13,929	12,379	0.01
Medco Oak Tree Pte 7.375% 14/05/2026 Reg S	SG	USD	13,929	11,624	0.00
BP Capital Markets 3.161% 17/03/2021 EMTN	GB	USD	12,327	10,675	0.00
Hess 5.80% 01/04/2047	US	USD	11,095	10,670	0.00
Hessen 5.60% 15/02/2041	US	USD	10,567	9,723	0.00
CGG	FR	EUR	20,008	9,596	0.00
Saudi Arabian Oil 2.75% 16/04/2022 Reg S	SA	USD	10,848	9,530	0.00
Delek & Avner Tamar Bond 5.412% 30/12/2025	IL	USD	10,567	9,313	0.00
Longboat Energy	GB	GBP	9,228	9,029	0.00
Energy Transfer Operating 6.00% 15/06/2048	US	USD	10,108	8,900	0.00
Energy Transfer Operating 5.00% 15/05/2050	US	USD	10,749	8,620	0.00
Repsol Intl. Finance 3.75% VRN (Perpetual)	NL	EUR	7,954	7,987	0.00
Valero Energy 2.70% 15/04/2023	US	USD	8,218	7,260	0.00
Periama Holdings 5.95% 19/04/2026	US	USD	8,215	7,069	0.00
Pertamina Persero 3.10% 27/08/2030 Reg S	ID	USD	7,940	7,065	0.00
Indika Energy Capital 8.25% 22/10/2025 Reg S	SG	USD	8,215	7,049	0.00
BP Capital Markets 1.00% 28/04/2023	GB	GBP	6,246	6,964	0.00
Puma Int'l Fin. 5.125% 06/10/2024 Reg S	LU	USD	9,275	6,769	0.00
Pioneer Natural Resources 1.90% 15/08/2030	US	USD	8,218	6,617	0.00
BP Capital Markets 4.375% VRN (Perpetual)	GB	USD	7,429	6,600	0.00
Energy Transfer Operating 5.25% 15/04/2029	US	USD	6,903	6,423	0.00
Equinor 2.38% 22/05/2030	NO	USD	6,673	5,979	0.00
Adaro Indonesia 4.25% 31/10/2024 Reg S	ID	USD	6,229	5,326	0.00
Energy Transfer Operating 4.05% 15/03/2025	US	USD	5,095	4,603	0.00
Equinor 1.375% 22/05/2032 EMTN	NO	EUR	3,984	4,408	0.00
HPCL-Mittal Energy 5.25% 28/04/2027	IN	USD	4,481	3,921	0.00
ABM Investama 7.125% 01/08/2022 Reg S	ID	USD	6,946	3,890	0.00
Mongolian Mining 9.25% 15/04/2024 Reg S	SU	USD	5,228	3,656	0.00
Star Petroleum Refining	TH	THB	24,642	3,585	0.00
China Oilfield Services (H)	CN	HKD	6,856	3,550	0.00
Energy Transfer Operating 4.50% 15/04/2024	US	USD	3,821	3,484	0.00
Puma Int'l Fin. 5.00% 24/01/2026 Reg S	LU	USD	4,631	3,293	0.00
Thaioil Treasury Centre 3.75% 18/06/2050 Reg S	TH	USD	3,174	2,521	0.00
Chevron 3.078% 11/05/2050	US	USD	2,666	2,380	0.00
Thaioil Treasury Centre 4.875% 23/01/2043 Reg S	TH	USD	2,427	2,297	0.00
Pertamina Persero 6.50% 27/05/2041 Reg S	ID	USD	1,931	2,139	0.00
Pertamina Persero 6.00% 03/05/2042 Reg S	ID	USD	1,928	2,020	0.00
Denbury	US	USD	62	869	0.00
				6,380,458	**2.64**
유틸리티					
NextEra Energy	US	USD	11,860	751,145	0.31
National Grid	GB	GBP	69,353	708,687	0.29
Enel	IT	EUR	58,867	402,299	0.17
Engie	FR	EUR	30,504	316,786	0.13
Fortum	FI	EUR	11,642	188,026	0.08
American Water Works	US	USD	1,296	168,336	0.07
CMS Energy	US	USD	2,757	150,676	0.06
RWE	DE	EUR	3,035	96,488	0.04
United Utilities Group	GB	GBP	9,860	94,657	0.04
Enel 8.75% VRN 24/09/2073	IT	USD	84,744	83,991	0.03
Exelon	US	USD	2,249	76,851	0.03
Italgas	IT	EUR	13,712	68,038	0.03
EDF 6.00% VRN (Perpetual) EMTN	FR	GBP	50,328	60,824	0.03
NGG Finance 5.625% VRN 18/06/2073	GB	GBP	40,912	51,422	0.02
Inter RAO UES P	RU	USD	763,985	42,031	0.02
EDF 3.375% VRN (Perpetual)	FR	EUR	33,876	33,327	0.01
Rubis	FR	EUR	1,156	32,583	0.01
Tenaga Nasional	MY	MYR	16,477	32,462	0.01
Iberdrola International 2.250% VRN (Perpetual)	NL	EUR	32,024	32,033	0.01
Power Grid Corporation of (India)	IN	INR	15,435	30,531	0.01
EDF 5.375% VRN (Perpetual) EMTN	FR	EUR	26,514	29,149	0.01
Innogy Finance 6.25% 03/06/2030 EMTN	NL	GBP	17,964	28,334	0.01
Mega First	MY	MYR	19,232	27,646	0.01
First Gen	PH	PHP	52,517	26,543	0.01
SSE 3.74% VRN (Perpetual)	GB	GBP	21,211	24,316	0.01
Tennet Holdings 2.995% VRN (Perpetual)	NL	EUR	22,748	23,509	0.01
DWR Cymru Financing UK 1.625% 31/03/2026 EMTN	GB	GBP	19,797	22,259	0.01
Tennet Holdings 2.374% VRN (Perpetual)	NL	EUR	20,670	20,829	0.01
EDF 4.00% VRN (Perpetual)	FR	EUR	16,936	17,635	0.01
SP Powerassets 3.00% 26/09/2027 Reg S	SG	USD	17,436	16,405	0.01
Guangdong Investment	HK	HKD	12,423	15,814	0.01
Edison International 5.75% 15/06/2027	US	USD	15,851	15,464	0.01
China Resources Power Holdings	HK	HKD	16,604	14,832	0.01
NextEra Energy Capital Holdings 2.75% 01/11/2029	US	USD	15,851	14,638	0.01
Innogy Finance 0.75% 30/11/2022 EMTN	NL	EUR	13,506	13,759	0.01
Enel Finance International 0.00% 17/06/2024 EMTN	NL	EUR	13,506	13,562	0.01
Cikarang Listrindo	ID	IDR	378,225	13,246	0.01
West Holdings	JP	JPY	388	11,398	0.00
CK Infrastructure Holdings	HK	HKD	2,624	10,620	0.00
NextEra Energy Capital 2.25% 01/06/2030	US	USD	11,230	9,980	0.00
Huadian Power International (H)	CN	HKD	42,155	8,973	0.00
Greenko Investment 4.875% 16/08/2023 Reg S	MU	USD	10,366	8,954	0.00
SSE 4.75% VRN 16/09/2077	GB	USD	9,890	8,785	0.00
Orsted 1.75% VRN 09/12/3019	DK	EUR	8,617	8,630	0.00
Perusahaan Listrik Negara 4.375% 05/02/2050 Reg S	ID	USD	9,485	8,467	0.00
China Resources Gas Group	HK	HKD	2,169	8,082	0.00
Perusahaan Listrik Negara 4.00% 30/06/2050 Reg S	ID	USD	9,149	7,782	0.00
CLP Power Hong Kong Fin. 2.125% 30/06/2030 EMTN	VG	USD	8,718	7,525	0.00
Star Energy Geothermal 6.75% 24/04/2033 Reg S	VG	USD	7,867	7,463	0.00
ReNew Power 5.875% 05/03/2027 Reg S	IN	USD	8,290	7,307	0.00
Star Energy Geothermal 4.85% 14/10/2038 Reg S	BM	USD	7,848	6,932	0.00
Severn Trent Utilities Fin. 2.00% 02/06/2040 EMTN	GB	GBP	5,759	6,736	0.00
Greenko Solar Mauritius 5.95% 29/07/2026 Reg S	MU	USD	7,125	6,472	0.00
Greenko Solar Mauritius 5.55% 29/01/2025 Reg S	MU	USD	6,729	5,954	0.00
EDP Finance 8.625% 04/01/2024 EMTN	NL	GBP	3,704	5,091	0.00
ELM For Firmenich Intel. 3.75% VRN (Perpetual)	NL	EUR	4,507	4,699	0.00
SMC Global Power Holdings 5.95% VRN (Perpetual)	PH	USD	5,639	4,682	0.00
Neerg Energy 6.00% 13/02/2022 Reg S	MU	USD	3,846	3,359	0.00
GCL New Energy Holdings 7.10% 30/01/2021	BM	USD	5,975	2,487	0.00
SMC Global Power Holdings 5.70% VRN (Perpetual)	PH	USD	2,726	2,220	0.00
EDF 3.00% VRN (Perpetual)	FR	EUR	2,121	2,087	0.00
ENN Energy 2.625% 17/09/2030 Reg S	KY	USD	1,830	1,581	0.00
				3,925,399	**1.62**
소재					
Air Products and Chemicals	US	USD	2,943	695,726	0.29
Arcelormittal	LU	EUR	37,784	440,258	0.18
BHP Group (UK)	AU	GBP	25,245	418,300	0.17
Vale ADR	BR	USD	34,970	319,673	0.13
Air Liquide	FR	EUR	2,418	303,435	0.13
FMC	US	USD	3,423	301,299	0.12
Endeavour Mining	MC	CAD	12,986	268,787	0.11
Sibanye Stillwater	ZA	ZAR	107,499	266,660	0.11
DuPont de Nemours	US	USD	3,959	192,501	0.08
Impala Platinum Holdings	ZA	ZAR	25,003	188,685	0.08
Celanese	US	USD	1,839	177,553	0.07
Harmony Gold Mining	ZA	ZAR	38,823	163,654	0.07
LafargeHolcim	CH	CHF	4,177	153,959	0.06
DRDGOLD	ZA	ZAR	154,726	145,003	0.06

* 이사회 결정으로 가격이 책정된 유가증권.
별첨 재무제표에 대한 주석은 본 재무제표의 중요한 일부입니다. 투자종목 명세서 및 지역별 배분의 순자산 비율은 반올림되었습니다.

현재 투자종목 명세서서 2020년 10월 31일

	국가 코드	CCY	주식 또는 명목	시장 가격 EUR순	% 자산
Anglo American	GB	GBP	6,835	137,645	0.06
Victrex	GB	GBP	6,260	128,419	0.05
Shin-Etsu Chemical	JP	JPY	931	106,773	0.04
Asian Paints	IN	INR	4,115	105,282	0.04
Skshu Paint (A)	CN	CNY	5,466	103,935	0.04
Kenmare Resources	IE	GBP	28,066	90,502	0.04
UltraTech Cement	IN	INR	1,665	88,068	0.04
Lundin Gold	CA	CAD	11,945	84,694	0.03
SIG Combibloc Group	CH	CHF	4,613	81,466	0.03
Synthomer	GB	GBP	17,279	72,471	0.03
Fuchs Petrolub (Pref'd)	DE	EUR	1,594	70,434	0.03
African Rainbow Minerals	ZA	ZAR	5,790	69,641	0.03
Essentra	GB	GBP	23,084	63,297	0.03
Kansai Paint	JP	JPY	2,583	57,201	0.02
Huhtamaki	FI	EUR	1,272	53,310	0.02
Sumitomo Metal Mining	JP	JPY	1,983	52,878	0.02
Wienerberger	AT	EUR	2,419	52,395	0.02
Siam Cement	TH	THB	5,507	51,130	0.02
Verallia	FR	EUR	1,966	46,992	0.02
Rhi Magnesita	AT	GBP	1,639	46,658	0.02
Glencore	CH	GBP	24,585	42,617	0.02
Boliden (B)	SE	SEK	1,680	39,453	0.02
Baoshan Iron & Steel (A)	CN	CNY	55,533	38,043	0.02
Korea Zinc	KR	KRW	118	34,189	0.01
NOF	JP	JPY	1,012	32,664	0.01
ABJA Investment 5.45% 24/01/2028	SG	USD	36,372	30,223	0.01
Anhui Conch Cement (A)	CN	CNY	4,397	28,725	0.01
Air Water	JP	JPY	2,222	27,275	0.01
Ashland 6.875% 15/05/2043	US	USD	24,392	26,918	0.01
Solvay Finance 5.869% VRN (Perpetual)	FR	EUR	23,862	26,517	0.01
Nabaltec	DE	EUR	1,294	25,756	0.01
Sumitomo Bakelite	JP	JPY	1,036	25,175	0.01
BHP Group	AU	AUD	1,204	24,636	0.01
Holcim Finance Luxembourg 3.00% VRN (Perpetual)	LU	EUR	23,730	24,210	0.01
ATA IMS	MY	MYR	53,431	23,055	0.01
BHP Billiton Finance 5.625% VRN 22/10/2079	AU	EUR	16,799	19,689	0.01
Indonesia 5.71% 15/11/2023 Reg S	ID	USD	18,622	17,606	0.01
Nickel Mines	AU	AUD	31,786	17,157	0.01
Scientex	MY	MYR	6,683	16,410	0.01
JSW Steel 5.375% 04/04/2025	IN	USD	18,930	16,262	0.01
Gold Fields Orogen Hldgs 6.125% 15/05/2029 Reg S	VG	USD	15,851	16,258	0.01
Fuso Chemical	JP	JPY	541	15,861	0.01
Evolution Mining	AU	AUD	4,619	15,516	0.01
West China Cement	CN	HKD	113,802	14,515	0.01
Suzano Austria 3.75% 15/01/2031	AT	USD	16,115	14,230	0.01
Arcelormittal 7.25% 15/10/2039	LU	USD	13,533	14,214	0.01
Internatinl Flavors & Fragrances 1.80% 25/09/2026	US	EUR	13,209	14,088	0.01
DS Smith 1.375% 26/07/2024	GB	EUR	13,209	13,598	0.01
Merdeka Copper Gold	ID	IDR	123,951	13,269	0.01
Indocement Tunggal Prakarsa (A)	ID	IDR	18,536	13,129	0.01
BHP Billiton Finance 6.50% VRN 22/10/2077	AU	GBP	10,606	12,913	0.01
DuPont de Nemours 2.169% 01/05/2023	US	USD	14,348	12,437	0.01
Ball 5.25% 01/07/2025	US	USD	12,401	12,058	0.00
Jiangxi Copper (H)	CN	HKD	11,475	11,752	0.00
Ivanhoe Mines	CA	CAD	3,481	11,442	0.00
Skshu Paint (A)	CN	CNY	586	11,144	0.00
Severstal	RU	USD	943	11,054	0.00
Ball 1.50% 15/03/2027	US	EUR	10,567	10,400	0.00
LYB International Finance 3.80% 10/01/2060	US	USD	12,292	10,218	0.00
Vedanta Resources 6.125% 09/08/2024 Reg S	GB	USD	20,176	10,136	0.00
JSW Steel 5.95% 18/04/2024	IN	USD	11,018	9,718	0.00
Solvay 4.25% VRN (Perpetual)	BE	EUR	8,484	8,907	0.00
TOA Paint Thailand	TH	THB	9,578	8,488	0.00
Indonesia 5.23% 15/11/2021 Reg S	ID	USD	9,286	8,293	0.00
Shenzhen YUTO Packaging Technology	CN	CNY	2,117	8,042	0.00
Beijing Oriental Yuhong Waterproof Technology (A)	CN	CNY	1,603	7,644	0.00
Aluminum Corp of China	CN	HKD	39,194	7,343	0.00
LYB International Finance 3.375% 01/10/2040	US	USD	8,287	7,079	0.00
Angang Steel (H)	CN	HKD	27,211	6,855	0.00
Fujimi	JP	JPY	221	6,750	0.00
Lotte Chemical Titan Holding	MY	MYR	14,563	6,260	0.00
Sahamitr Pressure Container	TH	THB	19,618	6,089	0.00
UPL 5.25% VRN (Perpetual)	MU	USD	6,871	5,565	0.00
PPC	ZA	ZAR	180,479	5,056	0.00
Sig Combib 2.125% 18/06/2025 Reg S	LU	EUR	4,865	4,978	0.00
Inalum 6.53% 15/11/2028 Reg S	ID	USD	4,232	4,434	0.00
Vedanta Resources 6.375% 30/07/2022 Reg S	GB	USD	6,752	4,103	0.00
Shenzhen YUTO Packaging Technology	CN	CNY	832	3,159	0.00
Vedanta Resources 7.125% 31/05/2023 Reg S	GB	USD	5,773	3,072	0.00
Baoshan Iron & Steel (A)	CN	CNY	4,437	3,040	0.00
Tianqi Fin 3.75% 28/11/2022	VG	USD	8,301	2,969	0.00
DS Smith 0.875% 12/09/2026 EMTN	GB	EUR	2,642	2,665	0.00
Trafigura Group Pte 6.875% VRN (Perpetual)	SG	USD	3,267	2,658	0.00
Blackstone Minerals	AU	AUD	9,742	2,030	0.00
				6,528,693	**2.70**

산업재

	국가 코드	CCY	주식 또는 명목	시장 가격 EUR순	% 자산
Wolters Kluwer	NL	EUR	12,760	887,850	0.37
Siemens	DE	EUR	8,453	851,257	0.35
SKF	SE	SEK	35,587	626,092	0.26
Norfolk Southern	US	USD	3,461	613,763	0.25
Allison Transmission Holdings	US	USD	17,523	533,774	0.22
Johnson Controls International	US	USD	11,084	397,877	0.16
Epiroc	SE	SEK	31,987	394,116	0.16
TransUnion	US	USD	5,554	377,303	0.16
RELX	GB	EUR	22,150	376,657	0.16
DCC	IE	GBP	6,180	345,212	0.14
Daikin Industries	JP	JPY	2,023	324,986	0.13
MISUMI Group	JP	JPY	12,504	318,884	0.13
XPO Logistics	US	USD	3,593	275,427	0.11
FANUC	JP	JPY	1,413	256,659	0.11
Meggitt	GB	GBP	81,763	248,470	0.10
Nidec	JP	JPY	2,777	240,514	0.10
Kansas City Southern	US	USD	1,496	224,953	0.09
Wizz Air Holdings	CH	GBP	6,261	222,361	0.09
Harmonic Drive Systems	JP	JPY	3,780	214,963	0.09
Oshkosh	US	USD	3,648	211,760	0.09
Recruit Holdings	JP	JPY	6,395	209,136	0.09
Techtronic Industries	HK	HKD	16,934	195,488	0.08
Daifuku	JP	JPY	2,207	195,451	0.08
Makita	JP	JPY	4,910	186,367	0.08
Aalberts	NL	EUR	6,461	186,333	0.08
JB Hunt Transport Services	US	USD	1,773	184,122	0.08
United Rentals	US	USD	1,192	180,857	0.07
WW Grainger	US	USD	571	171,165	0.07
ITOCHU	JP	JPY	8,169	168,477	0.07
Casella Waste Systems	US	USD	3,367	159,477	0.07
Sandvik	SE	SEK	10,318	157,914	0.07
SMC	JP	JPY	330	150,860	0.06
Vinci	FR	EUR	2,163	146,726	0.06
FTI Consulting	US	USD	1,690	143,795	0.06
Fortive	US	USD	2,568	135,722	0.06
Flughafen Zuerich	CH	CHF	945	109,367	0.05
Greentown Service Group	CN	HKD	112,233	105,726	0.04
Safran	FR	EUR	1,044	94,512	0.04
Balfour Beatty	GB	GBP	38,115	90,526	0.04
ManpowerGroup	US	USD	1,561	90,324	0.04
THK	JP	JPY	3,769	85,771	0.04
Airports of Thailand	TH	THB	55,559	78,891	0.03
DKSH Holding	CH	CHF	1,387	76,679	0.03
Assa Abloy	SE	SEK	4,055	74,780	0.03
Alpha Financial Markets Consulting	GB	GBP	30,864	73,784	0.03
L3Harris Technologies	US	USD	540	73,581	0.03
Morgan Advanced Materials	GB	GBP	25,578	71,101	0.03
UT Group	JP	JPY	2,489	66,648	0.03
Inwido	SE	SEK	7,135	65,000	0.03
Varta	DE	EUR	599	64,433	0.03
Controladora Vuela Cia de Aviacion ADR	MX	USD	9,317	62,939	0.03
Inspired Energy	GB	GBP	417,156	59,141	0.02
Yaskawa Electric	JP	JPY	1,673	55,832	0.02
Air Lease	US	USD	2,186	51,157	0.02
RELX	GB	GBP	2,885	49,007	0.02
Hitachi Construction Machinery	JP	JPY	2,252	47,675	0.02
SHO-BOND Holdings	JP	JPY	1,066	44,183	0.02
Zhuzhou CRRC Times Electric (H)	CN	HKD	15,754	41,622	0.02
Penta-Ocean Construction	JP	JPY	7,568	41,223	0.02
LISI	FR	EUR	2,626	36,453	0.02
Clarkson	GB	GBP	1,604	35,859	0.01
Simplybiz Group	GB	GBP	22,139	33,971	0.01
Siemens Energy	DE	EUR	1,796	33,767	0.01
Singapore Technologies Engineering	SG	SGD	14,976	32,864	0.01
SITC International Holdings	HK	HKD	24,650	32,673	0.01
Sany Heavy Industry (A)	CN	CNY	9,612	32,037	0.01
HeadHunter Group ADR	RU	USD	1,617	32,024	0.01
Trusco Nakayama	JP	JPY	1,276	28,270	0.01
Makuake	JP	JPY	284	27,567	0.01
Honeywell International 0.00% 10/03/2024	US	EUR	27,011	27,136	0.01
International Container Terminal Services	PH	PHP	13,263	27,050	0.01
COMSYS Holdings	JP	JPY	1,216	26,543	0.01
Grupo Aeroportuario del Sureste ADR (B)	MX	USD	270	26,389	0.01
Ayala	PH	PHP	1,851	25,044	0.01
ZTO Express Cayman ADR	CN	USD	973	24,367	0.01
CKD	JP	JPY	1,693	24,191	0.01
MTR 1.625% 19/08/2030 EMTN	HK	USD	26,418	22,160	0.01
Raksul	JP	JPY	514	21,525	0.01
DP World 2.375% 25/09/2026 Reg S	AE	EUR	21,134	21,332	0.01
Kerry Logistics Network	HK	HKD	11,543	20,687	0.01
Titan Wind Energy Suzhou	CN	CNY	21,816	20,088	0.01

현재 투자종목 명세서서 2020년 10월 31일

	국가 코드	CCY	주식 또는 명목	시장 가격 EUR순	% 자산
Arwana Citramulia	ID	IDR	681,710	19,830	0.01
Schaeffler Finance 3.25% 15/05/2025 Reg S	NL	EUR	18,492	18,768	0.01
Caverion	FI	EUR	3,323	18,709	0.01
Miura	JP	JPY	451	18,224	0.01
Holding d'Infrastructures 2.50% 04/05/2027 EMTN	FR	EUR	15,851	17,263	0.01
Weichai Power (A)	CN	CNY	8,839	17,158	0.01
AA Bond 2.75% 31/07/2023 EMTN	GB	GBP	15,851	17,061	0.01
Sinotruk (Hong Kong)	CN	HKD	7,328	16,078	0.01
Senior	GB	GBP	24,950	15,203	0.01
Beijing Capital International Airport (H)	CN	HKD	28,896	15,154	0.01
Hitachi Transport System	JP	JPY	556	15,128	0.01
GT Capital Holdings	PH	PHP	1,974	15,054	0.01
Volvo Treasury 4.85% VRN 10/03/2078	SE	EUR	13,257	14,295	0.01
Fuji Electric	JP	JPY	541	14,071	0.01
Daqin Railway (A)	CN	CNY	16,996	13,971	0.01
Weichai Power (H)	CN	HKD	8,361	13,605	0.01
Siemens Financier 0.125% 05/06/2022 EMTN	NL	EUR	13,506	13,595	0.01
Kubota	JP	JPY	886	13,222	0.01
Pacific Basin Shipping	HK	HKD	102,682	12,869	0.01
Country Garden Services Holdings	CN	HKD	2,378	12,851	0.01
Xylem 2.25% 30/01/2031	US	USD	14,223	12,783	0.01
MonotaRO	JP	JPY	265	12,625	0.01
Heathrow Funding 5.225% 15/02/2023 Reg S	GB	GBP	10,567	12,574	0.01
Holding d'Infrastructures 1.625% 27/11/2027 EMTN	FR	EUR	11,624	12,015	0.00
Ryanair 1.125% 15/08/2023 EMTN	IE	EUR	12,284	11,765	0.00
Sime Darby	MY	MYR	23,609	11,752	0.00
Sinotrans (H)	CN	HKD	45,965	11,683	0.00
Titan Wind Energy Suzhou	CN	CNY	12,642	11,633	0.00
Shanghai M&G Stationery	CN	CNY	1,125	11,596	0.00
Sinopec Engineering Group (H)	CN	HKD	32,852	10,959	0.00
Nihon Flush	JP	JPY	988	10,941	0.00
LT Group	PH	PHP	52,842	10,814	0.00
Cebu Air	PH	PHP	15,462	10,639	0.00
Mexico City Airport Trust 5.50% 31/07/2047 Reg S	MX	USD	13,737	10,114	0.00
Guangshen Railway (H)	CN	HKD	69,920	9,998	0.00
Boeing 4.875% 01/05/2025	US	USD	10,567	9,872	0.00
National Express Group 2.375% 20/11/2028	GB	GBP	8,982	9,820	0.00
Easyjet 1.75% 09/02/2023 EMTN	GB	EUR	10,567	9,735	0.00
Nomura	JP	JPY	1,727	9,583	0.00
Ashtead Capital 4.375% 15/08/2027 144A	US	USD	10,567	9,524	0.00
General Electric 4.35% 01/05/2050	US	USD	10,366	9,498	0.00
Service Stream	AU	AUD	7,577	9,172	0.00
Delhi Int'l Airport 6.125% 31/10/2026 Reg S	IN	USD	10,464	9,159	0.00
Ushio	JP	JPY	901	8,644	0.00
Rozetta	JP	JPY	522	8,559	0.00
Delhi Int'l Airport 6.45% 04/06/2029 Reg S	IN	USD	9,821	8,520	0.00
Airbus 2.375% 09/06/2040 EMTN	NL	EUR	7,994	8,355	0.00
Air China (H)	CN	HKD	14,374	7,979	0.00
Indika Energy Capital Pte 5.875% 09/11/2024 Reg S	SG	USD	9,709	7,885	0.00
Nippo	JP	JPY	356	7,858	0.00
SBS Transit	SG	SGD	4,298	7,704	0.00
Hyundai Mipo Dockyard	KR	KRW	359	7,671	0.00
Kung Long Batteries Industrial	TW	TWD	1,831	7,534	0.00
CIMC Enric Holdings	HK	HKD	18,560	7,501	0.00
China Southern Airlines (H)	CN	HKD	16,680	7,494	0.00
Boeing 3.10% 01/05/2026	US	USD	8,218	7,136	0.00
Ashtead Capital 4.125% 15/08/2025 144A	US	USD	8,053	7,117	0.00
Dynasty Ceramic	TH	THB	109,641	6,944	0.00
Sino-Thai Engineering & Construction	TH	THB	24,425	6,774	0.00
RAC Bond 4.87% 06/05/2026 EMTN	GB	GBP	5,812	6,546	0.00
Surya Pertiwi	ID	IDR	279,098	6,533	0.00
Kito	JP	JPY	616	6,518	0.00
eHi Car Services 5.875% 14/08/2022	KY	USD	8,813	6,467	0.00
Keppel	SG	SGD	2,284	6,303	0.00
Sany Heavy Industry (A)	CN	CNY	1,858	6,191	0.00
Southwest Airlines 5.125% 15/06/2027	US	USD	6,379	6,097	0.00
Ryanair 2.875% 15/09/2025 EMTN	IE	EUR	6,076	6,071	0.00
Taikisha	JP	JPY	251	5,621	0.00
Muhibbah Engineering	MY	MYR	36,543	5,510	0.00
Heathrow Funding 2.75% 13/10/2031 EMTN	GB	GBP	4,792	5,324	0.00
Raito Kogyo	JP	JPY	435	5,303	0.00
Rolls-Royce 5.75% 15/10/2027 Reg S	GB	GBP	4,750	5,298	0.00
Heathrow Funding 9.20% 29/03/2021 EMTN	GB	GBP	4,227	4,836	0.00
Trellidor Holdings	ZA	ZAR	51,756	4,377	0.00
Techno Smart	JP	JPY	603	4,369	0.00
Rolls-Royce 5.75% 15/10/2027 144A	GB	USD	4,936	4,295	0.00
Nitto Boseki	JP	JPY	129	4,083	0.00
ZTO Express Cayman	CN	HKD	153	3,877	0.00
Nitta	JP	JPY	211	3,825	0.00
Hong Leong Industries	MY	MYR	2,406	3,707	0.00
NARI Technology	CN	CNY	1,173	3,129	0.00
GMR Int'l Airport 4.25% 27/10/2027 Reg S	IN	USD	3,813	2,963	0.00
Cardig Aero Services	ID	IDR	246,491	2,866	0.00
Monalisa Group	CN	CNY	667	2,568	0.00
L3 Technologies 3.85% 15/12/2026	US	USD	2,642	2,563	0.00
Nippon Road Co	JP	JPY	40	2,513	0.00
Anhui Heli Co	CN	CNY	1,307	2,364	0.00
GMR Int'l Airport 5.375% 10/04/2024 Reg S	IN	USD	2,689	2,282	0.00
CAR 8.875% 10/05/2022	KY	USD	2,577	1,910	0.00
Hirano Tecseed/Kinzoku	JP	JPY	144	1,847	0.00
Sumitomo Densetsu	JP	JPY	84	1,712	0.00
Koentec	KR	KRW	264	1,694	0.00
China Singyes Energy Hldgs 6.00% 19/12/2022 Reg S	BM	USD	2,118	1,659	0.00
AA Bond 5.50% 31/07/2022 Reg S	GB	GBP	1,596	1,618	0.00
Boeing 2.50% 01/03/2025	US	USD	1,644	1,403	0.00
Weichai Power (A)	CN	CNY	534	1,036	0.00
China Index Holdings ADR	CN	USD	646	715	0.00
Business Online	TH	THB	4,236	687	0.00
Kosaido	JP	JPY	52	263	0.00
				13,631,648	5.63

정보 기술

Microsoft	US	USD	12,891	2,229,357	0.92
Tencent Holdings	CN	HKD	31,640	2,070,756	0.86
Alphabet (A)	US	USD	1,237	1,723,308	0.71
Taiwan Semiconductor Manufacturing	TW	TWD	95,503	1,239,651	0.51
Apple	US	USD	12,603	1,177,683	0.49
Facebook	US	USD	4,881	1,112,471	0.46
Samsung Electronics	KR	KRW	24,474	1,055,444	0.44
Visa	US	USD	5,811	899,404	0.37
SAP	DE	EUR	9,659	883,666	0.37
NXP Semiconductors	NL	USD	5,706	656,743	0.27
Salesforce.com	US	USD	2,832	562,504	0.23
Intel	US	USD	14,448	545,034	0.23
Infosys	IN	INR	44,306	543,323	0.22
Fidelity National Information Services	US	USD	5,073	541,420	0.22
Infineon Tech. 2.00% 24/06/2032 EMTN	DE	EUR	464,126	504,338	0.21
Alphabet	US	USD	322	450,443	0.19
Fiserv	US	USD	5,021	407,372	0.17
Capgemini	FR	EUR	3,909	387,505	0.16
Qualcomm	US	USD	3,614	382,076	0.16
Keyence	JP	JPY	975	379,955	0.16
SK Hynix	KR	KRW	5,064	308,272	0.13
Sage Group	GB	GBP	43,282	305,891	0.13
VMware	US	USD	2,544	279,625	0.12
NAVER	KR	KRW	1,268	278,762	0.12
Lam Research	US	USD	930	275,920	0.11
SS&C Technologies Holdings	US	USD	5,188	264,357	0.11
Murata Manufacturing	JP	JPY	4,304	260,129	0.11
IPG Photonics	US	USD	1,462	234,253	0.10
Workday	US	USD	1,288	233,281	0.10
SYNNEX	US	USD	2,046	230,636	0.10
Shimadzu	JP	JPY	9,306	228,414	0.09
Tata Consultancy Services	IN	INR	7,174	221,512	0.09
MediaTek	TW	TWD	10,735	219,346	0.09
CDW	US	USD	1,785	187,114	0.08
TDK	JP	JPY	1,698	171,443	0.07
Oracle	US	USD	3,560	171,002	0.07
Tokyo Electron	JP	JPY	729	168,177	0.07
Azbil	JP	JPY	4,700	163,841	0.07
Hamamatsu Photonics KK	JP	JPY	3,679	159,044	0.07
Cognex	US	USD	2,642	149,517	0.06
Infineon Technologies	DE	EUR	6,106	145,938	0.06
Micron Technology	US	USD	3,320	141,678	0.06
Disco	JP	JPY	601	139,252	0.06
Coherent	US	USD	1,242	133,221	0.06
Foxconn Industrial Internet (A)	CN	CNY	75,894	133,033	0.05
Nutanix	US	USD	6,160	129,107	0.05
RingCentral	US	USD	567	123,736	0.05
Samsung SDI	KR	KRW	364	123,097	0.05
Software	DE	EUR	3,792	116,629	0.05
Littelfuse	US	USD	640	109,677	0.05
Applied Materials	US	USD	2,098	105,990	0.04
Entegris	US	USD	1,535	98,921	0.04
Pagseguro Digital	BR	USD	3,121	98,357	0.04
Ciena	US	USD	2,838	95,692	0.04
Infosys ADR	IN	USD	7,776	94,440	0.04
Renesas Electronics	JP	JPY	12,734	90,326	0.04
Rohm	JP	JPY	1,334	88,086	0.04
Cognizant Technology Solutions	US	USD	1,370	83,827	0.03
New Relic	US	USD	1,473	77,315	0.03
Check Point Software Technologies (H)	IL	USD	756	74,095	0.03
Dell Technologies	US	USD	1,441	73,931	0.03
SDL	GB	GBP	9,593	73,604	0.03
Yokogawa Electric	JP	JPY	5,721	72,165	0.03
Advanced Energy Industries	US	USD	1,230	71,819	0.03
Western Digital	US	USD	2,238	71,174	0.03
MKS Instruments	US	USD	745	70,109	0.03
Aptitude Software Group	GB	GBP	13,048	69,639	0.03
Z Holdings	JP	JPY	11,560	69,238	0.03

현재 투자종목 명세서서 2020년 10월 31일

	국가 코드	CCY	주식 또는 명목	시장 가격 EUR순	% 자산
Globant	AR	USD	440	68,247	0.03
Iriso Electronics	JP	JPY	2,057	67,242	0.03
Justsystems	JP	JPY	1,193	67,085	0.03
SCREEN Holdings	JP	JPY	1,351	63,542	0.03
Lenovo Group	CN	HKD	115,517	62,226	0.03
Citrix Systems	US	USD	619	60,791	0.03
Telefonaktiebolaget LM Ericsson	SE	SEK	6,311	60,500	0.02
Hitachi	JP	JPY	1,997	57,770	0.02
Xilinx	US	USD	563	56,908	0.02
Dialog Semiconductor	GB	EUR	1,719	56,363	0.02
Cisco Systems	US	USD	1,805	55,192	0.02
MasterCard	US	USD	224	54,664	0.02
Baidu ADR	CN	USD	462	52,321	0.02
Autohome ADR	CN	USD	615	50,301	0.02
Alten	FR	EUR	718	49,266	0.02
AIXTRON	DE	EUR	5,078	49,127	0.02
Taiyo Yuden	JP	JPY	1,538	48,847	0.02
Amdocs	US	USD	1,003	48,393	0.02
Sopra Steria Group	FR	EUR	440	44,916	0.02
Hangzhou Hikvision Digital Technology (A)	CN	CNY	7,290	42,049	0.02
Sansan	JP	JPY	684	38,958	0.02
AAC Technologies Holdings	CN	HKD	7,660	34,566	0.01
Fujitsu	JP	JPY	317	31,859	0.01
DXC Technology	US	USD	1,890	29,297	0.01
Foxconn Industrial Internet	CN	CNY	14,812	25,964	0.01
NEC	JP	JPY	586	25,337	0.01
Samsung Electronics Perpetual (Pref'd)	KR	KRW	644	24,586	0.01
giftee	JP	JPY	1,045	24,304	0.01
TravelSky Technology	CN	HKD	13,186	23,844	0.01
Network i2i 5.650% VRN (Perpetual) Reg S	MU	USD	26,364	22,720	0.01
Edenred 1.375% 18/06/2029	FR	EUR	20,078	21,341	0.01
Kamakura Shinsho	JP	JPY	2,483	21,099	0.01
Horiba	JP	JPY	485	20,491	0.01
Obic	JP	JPY	134	20,338	0.01
Hennge KK	JP	JPY	325	20,227	0.01
Eizo	JP	JPY	618	20,054	0.01
Fidelity National Info. Services 0.75% 21/05/2023	US	EUR	18,854	19,271	0.01
Digital Garage	JP	JPY	615	18,793	0.01
Hon Hai Precision Industry	TW	TWD	7,934	18,487	0.01
Tencent Holdings 1.81% 26/01/2026 Reg S	KY	USD	19,724	17,187	0.01
ams 2.125% 03/11/2027	AT	EUR	16,439	16,165	0.01
Sabre	US	USD	2,948	16,145	0.01
SAP SE 0.375% 18/05/2029	DE	EUR	15,322	15,757	0.01
Sunny Optical Technology (H)	CN	HKD	1,077	15,363	0.01
Appen	AU	AUD	778	15,175	0.01
Information Services International-Dentsu	JP	JPY	265	14,293	0.01
FPT	VN	VND	7,474	14,252	0.01
Momo ADR	CN	USD	1,109	14,167	0.01
Fidelity National Info. Services 0.40% 15/01/2021	US	EUR	13,506	13,514	0.01
Optex Group	JP	JPY	1,007	12,879	0.01
International Business Machines 7.00% 30/10/2025	US	USD	10,567	11,719	0.00
PayPal Holdings 2.85% 01/10/2029	US	USD	12,284	11,523	0.00
NEC Networks & System Integration	JP	JPY	766	11,412	0.00
VMware 4.70% 15/05/2030	US	USD	10,627	10,781	0.00
Shinko Electric Industries	JP	JPY	697	10,437	0.00
Ming Yuan Cloud Group Holdings	CN	HKD	2,813	10,304	0.00
Amadeus IT Group 1.50% 09/04/2025	ES	EUR	8,547	10,104	0.00
NET One Systems	JP	JPY	392	10,070	0.00
Advantech	TW	TWD	1,077	9,366	0.00
Atea	NO	NOK	890	8,844	0.00
Fabrinet	TH	USD	170	8,825	0.00
Itochu Techno-Solutions	JP	JPY	300	8,763	0.00
Chatwork	JP	JPY	511	8,738	0.00
m-up Holdings	JP	JPY	415	8,658	0.00
Hewlett Packard Enterprise 6.20% 15/10/2035	US	USD	7,925	8,498	0.00
Nomura Research Institute	JP	JPY	330	8,380	0.00
Chroma ATE	TW	TWD	2,042	8,354	0.00
Freee KK	JP	JPY	118	7,931	0.00
Dip	JP	JPY	451	7,437	0.00
ASM Pacific Technology	HK	HKD	847	7,328	0.00
Alps Electric	JP	JPY	541	6,691	0.00
VMware 4.65% 15/05/2027	US	USD	6,599	6,576	0.00
PT Metrodata Electronics	ID	IDR	69,101	6,485	0.00
VMware 4.50% 15/05/2025	US	USD	6,568	6,388	0.00
Venture	SG	SGD	513	6,211	0.00
Otsuka	JP	JPY	150	5,935	0.00
My EG Services	MY	MYR	18,585	5,273	0.00
Infineon Tech. 2.875% VRN (Perpetual) EMTN	DE	EUR	4,766	4,745	0.00
Hytera Communications (B)	CN	CNY	4,319	3,951	0.00
Lenovo Group 3.375% 24/01/2024	HK	USD	4,182	3,917	0.00
Netbay (F)	TH	THB	5,671	3,886	0.00
Bengo4.com	JP	JPY	32	3,651	0.00
Japan Material	JP	JPY	294	3,259	0.00
Silergy	CN	TWD	31	1,627	0.00
China Railway Signal & Communication Corp (H)	CN	HKD	4,902	1,387	0.00
Tsinghua Unic 4.75% 31/01/2021	VG	USD	1,494	825	0.00
SHIFT	JP	JPY	7	760	0.00
Fang Holdings ADR	CN	USD	9	79	0.00
				27,038,386	11.17

소비재

	국가 코드	CCY	주식 또는 명목	시장 가격 EUR순	% 자산
Amazon.com	US	USD	596	1,559,364	0.64
Alibaba Group Holding	CN	HKD	46,447	1,514,787	0.63
Charter Communications	US	USD	2,720	1,408,068	0.58
Alibaba Group Holding ADR	CN	USD	3,953	1,030,373	0.43
Publicis Groupe	FR	EUR	26,352	785,283	0.32
Prosus	NL	EUR	8,301	712,085	0.29
McDonald's	US	USD	3,109	565,641	0.23
Naspers	ZA	ZAR	3,351	560,009	0.23
Booking Holdings	US	USD	398	551,727	0.23
Nike	US	USD	4,566	471,131	0.19
Volkswagen Fin. Services 3.375% 06/04/2028 EMTN	DE	EUR	390,093	462,681	0.19
Takeaway.com	NL	EUR	4,473	427,260	0.18
Galaxy Entertainment Group	HK	HKD	65,191	369,669	0.15
Lowe's Cos	US	USD	2,672	361,044	0.15
Puma	DE	EUR	4,628	347,315	0.14
New Oriental Education & Technology Group ADR	CN	USD	2,413	332,697	0.14
Shimano	JP	JPY	1,673	328,425	0.14
NVR	US	USD	80	275,626	0.11
Altice USA	US	USD	11,125	257,722	0.11
Midea Group (A)	CN	CNY	23,978	240,017	0.10
Liberty Media Group	US	USD	7,645	234,601	0.10
Trip.com Group ADR	CN	USD	9,392	230,396	0.10
Pearson	GB	GBP	40,424	229,237	0.09
Persimmon	GB	GBP	8,658	224,886	0.09
Fast Retailing	JP	JPY	345	206,991	0.09
AutoZone	US	USD	181	175,791	0.07
Burlington Stores	US	USD	1,024	168,500	0.07
Service Corp International	US	USD	4,052	164,016	0.07
Stanley Electric	JP	JPY	6,682	163,377	0.07
Shenzhou International Group Holdings	CN	HKD	10,778	160,783	0.07
Papa John's International	US	USD	2,426	158,254	0.07
ServiceMaster Global Holdings	US	USD	3,694	149,952	0.06
Activision Blizzard	US	USD	2,162	139,346	0.06
JD.com	CN	HKD	3,850	134,351	0.06
ANTA Sports Products	CN	HKD	13,887	132,111	0.05
Hyundai Mobis	KR	KRW	739	127,100	0.05
Gree Electric Appliances Inc of Zhuhai	CN	CNY	16,889	126,946	0.05
Pan Pacific International Holdings	JP	JPY	6,697	122,241	0.05
Laureate Education	US	USD	10,706	118,180	0.05
Meituan Dianping	CN	HKD	3,678	117,695	0.05
JD.com ADR	CN	USD	1,682	116,891	0.05
Eicher Motors	IN	INR	4,781	115,458	0.05
Foschini Group	ZA	ZAR	25,173	114,470	0.05
Maruti Suzuki India	IN	INR	1,406	113,236	0.05
Porsche Automobil Holding Perpetual (Pref'd)	DE	EUR	2,396	110,203	0.05
Volkswagen (Pref'd)	DE	EUR	877	109,667	0.05
Zhejiang Supor (A)	CN	CNY	11,841	107,288	0.04
Vistry Group	GB	GBP	16,803	101,823	0.04
Zhongsheng Group Holdings	CN	HKD	16,566	101,365	0.04
EssilorLuxottica	FR	EUR	934	99,180	0.04
Dollar Tree	US	USD	1,264	97,825	0.04
TAL Education Group ADR	CN	USD	1,686	94,800	0.04
MercadoLibre	AR	USD	91	94,465	0.04
Vivo Energy	GB	GBP	109,352	91,923	0.04
Guangzhou Automobile Group (H)	CN	HKD	102,305	90,269	0.04
Li Ning	CN	HKD	19,653	87,777	0.04
OPAP (A)	GR	EUR	12,551	86,919	0.04
DouYu International Holdings ADR	CN	USD	6,575	84,958	0.04
Detsky Mir	RU	USD	69,108	82,182	0.03
Nokian Renkaat	FI	EUR	3,114	82,169	0.03
Toyo Tire & Rubber	JP	JPY	6,412	81,685	0.03
Koito Manufacturing	JP	JPY	1,928	79,842	0.03
Fiat Chrysler Automobiles	GB	EUR	7,447	78,505	0.03
Jumbo	GR	EUR	6,458	77,496	0.03
Pepkor Holdings	ZA	ZAR	118,637	74,936	0.03
NetEase ADR	CN	USD	1,001	73,956	0.03
Team17 Group	GB	GBP	8,832	69,726	0.03
Dongfeng Motor Group (H)	CN	HKD	115,089	69,584	0.03
Advance Auto Parts	US	USD	539	67,565	0.03
Tapestry	US	USD	3,461	66,730	0.03
Shop Apotheke Europe	NL	EUR	468	66,578	0.03
D'ieteren	BE	EUR	1,542	66,373	0.03
Volkswagen Int'l Finance 3.375% VRN (Perpetual)	NL	EUR	64,065	64,504	0.03
Afya	BR	USD	3,149	63,676	0.03
Boozt	SE	SEK	4,576	63,533	0.03
Nifco	JP	JPY	2,418	62,115	0.03
Suzuki Motor	JP	JPY	1,607	59,227	0.02
Gree Electric Appliances of Zhuhai	CN	CNY	7,837	58,909	0.02
China International Travel Service (A)	CN	CNY	2,301	58,838	0.02

현재 투자종목 명세서서 2020년 10월 31일

	국가 코드	CCY	주식 또는 명목	시장 가격 EUR순	% 자산
Musti Group	FI	EUR	2,870	56,455	0.02
Autoliv	SE	USD	832	54,292	0.02
Watches of Switzerland Group	GB	GBP	12,244	53,775	0.02
SES SA . 5.625% VRN (Perpetual)	LU	EUR	50,319	53,746	0.02
Basic-Fit	NL	EUR	2,583	53,722	0.02
Coats Group	GB	GBP	83,323	52,625	0.02
4imprint Group	GB	GBP	2,178	50,139	0.02
Central Retail	TH	THB	66,561	48,838	0.02
VW Int'l Finance 4.625% VRN (Perpetual)	NL	EUR	44,013	46,654	0.02
HelloFresh	DE	EUR	1,012	46,466	0.02
Honda Motor	JP	JPY	2,252	45,804	0.02
Yamaha	JP	JPY	1,079	43,888	0.02
Denso	JP	JPY	1,081	43,238	0.02
Focus Media Information Technology	CN	CNY	35,277	42,310	0.02
Famous Brands	ZA	ZAR	17,739	40,600	0.02
Kendrion	NL	EUR	2,589	39,870	0.02
Gym Group	GB	GBP	25,033	38,413	0.02
adidas	DE	EUR	150	38,169	0.02
Volkswagen Int'l Finance 4.125% 16/11/2038	NL	EUR	27,447	38,139	0.02
Cairn Homes	IE	EUR	45,839	35,983	0.01
THG Holding	GB	GBP	4,789	35,123	0.01
ScS Group	GB	GBP	16,478	34,996	0.01
Headlam Group	GB	GBP	11,616	34,356	0.01
eBay	US	USD	747	30,434	0.01
Mavi Giyim Sanayi Ve Ticaret	TR	TRY	7,487	28,916	0.01
Ryohin Keikaku	JP	JPY	1,575	28,385	0.01
Volkswagen Int'l Finance 3.875% VRN (Perpetual)	NL	EUR	27,513	27,796	0.01
Sky 1.50% 15/09/2021 EMTN	GB	EUR	27,011	27,454	0.01
Lennar 5.875% 15/11/2024	US	USD	28,274	27,333	0.01
RELX Finance 0.00% 18/03/2024	NL	EUR	27,011	27,123	0.01
Volkswagen Int'l Finance 3.50% VRN (Perpetual)	NL	EUR	26,514	26,801	0.01
Jiumaojiu International Holdings	CN	HKD	13,864	26,261	0.01
MR DIY Group (M)	MY	MYR	72,865	26,242	0.01
CPUK Finance 3.69% 28/02/2028	GB	GBP	21,134	24,204	0.01
Nojima	JP	JPY	1,003	24,173	0.01
Jollibee Foods	PH	PHP	7,959	23,994	0.01
Time Warner Cable 5.25% 15/07/2042	US	GBP	16,189	23,613	0.01
Crystal International Group	HK	HKD	94,305	22,323	0.01
Weifu High-Technology Group	CN	HKD	13,725	21,701	0.01
Midea Group	CN	CNY	2,150	21,519	0.01
Brilliance China Automotive Holdings	HK	HKD	27,599	20,457	0.01
Melco Resorts Finance 5.375% 04/12/2029 Reg S	KY	USD	24,422	20,222	0.01
Baozun	CN	HKD	1,838	19,002	0.01
Subaru	JP	JPY	1,171	18,452	0.01
Oriental Land	JP	JPY	143	17,151	0.01
Sun International (South Africa)	ZA	ZAR	23,739	16,939	0.01
SAIC Motor (A)	CN	CNY	5,691	16,917	0.01
Hostelworld Group	IE	GBP	29,029	16,139	0.01
Studio City Finance 7.25% 11/02/2024 Reg S	VG	USD	17,962	15,889	0.01
InterContinental Hotel Grp. 3.375% 08/10/2028 EMTN	GB	GBP	14,102	15,751	0.01
Selamat Sempurna	ID	IDR	191,430	15,571	0.01
Dream International	HK	HKD	52,250	15,444	0.01
Informa 2.125% 06/10/2025 EMTN	GB	EUR	14,271	14,342	0.01
Toll Brothers Finance 3.80% 01/11/2029	US	USD	15,540	14,203	0.01
Pearson Funding 3.75% 04/06/2030	GB	GBP	11,858	14,183	0.01
Sony	JP	JPY	195	13,942	0.01
McDonald's 4.00% 17/02/2021 EMTN	US	EUR	13,506	13,672	0.01
BMW Finance 0.125% 12/01/2021 EMTN	NL	EUR	13,506	13,517	0.01
JD.com 4.125% 14/01/2050	KY	USD	14,266	13,203	0.01
Studio City Finance 6.50% 15/01/2028 Reg S	VG	USD	15,236	13,041	0.01
HUYA ADR	CN	USD	656	12,364	0.01
Meituan 2.125% 28/10/2025 Reg S	KY	USD	14,259	12,265	0.01
Chow Tai Fook Jewellery Group	HK	HKD	10,663	11,696	0.00
Somboon Advance Technology	TH	THB	31,936	11,673	0.00
Prosus 3.68% 21/01/2030 Reg S	NL	USD	12,162	11,384	0.00
Wilcon Depot	PH	PHP	43,575	11,051	0.00
Seria	JP	JPY	329	10,901	0.00
Home Depot 3.30% 15/04/2040	US	USD	10,567	10,327	0.00
Chanel Ceres 1.00% 31/07/2031	GB	EUR	9,933	10,228	0.00
Prosus 5.50% 21/07/2025 Reg S	NL	USD	9,861	9,744	0.00
Time Warner Cable 5.75% 02/06/2031	US	GBP	6,804	9,719	0.00
Map Aktif Adiperkasa	ID	IDR	77,048	9,273	0.00
Baozun ADR	CN	USD	286	8,998	0.00
UPCB Finance VII 3.625% 15/06/2029 Reg S	KY	EUR	8,505	8,527	0.00
Meituan 3.05% 28/10/2030 Reg S	KY	USD	9,902	8,489	0.00
Golden Eagle Retail Group 4.625% 21/05/2023 Reg S	KY	USD	9,709	8,396	0.00
Round One	JP	JPY	1,182	7,966	0.00
Toll Brothers Finance 4.875% 15/11/2025	US	USD	8,218	7,838	0.00
KIYO Learning	JP	JPY	82	7,763	0.00
Central Automotive Products	JP	JPY	450	7,532	0.00
Greene King Finance 5.318% 15/09/2031	GB	GBP	6,231	7,494	0.00
Demae-Can	JP	JPY	269	6,848	0.00
General Motors 6.80% 01/10/2027	US	USD	6,477	6,836	0.00
Kohl's 9.50% 15/05/2025	US	USD	6,604	6,807	0.00
Schaeffler 2.875% 26/03/2027 EMTN	DE	EUR	6,795	6,800	0.00
General Motors 6.125% 01/10/2025	US	USD	6,574	6,610	0.00
Baoxin Auto Finance I 9.109% VRN (Perpetual)	VG	USD	10,568	6,531	0.00
Plan B Media	TH	THB	42,089	6,243	0.00
Rinnai	JP	JPY	68	5,732	0.00
MGM China Holdings 5.25% 18/06/2025 Reg S	KY	USD	6,610	5,728	0.00
MakeMyTrip	IN	USD	354	5,608	0.00
Sabina	TH	THB	9,219	5,268	0.00
Jaya Bersama Indo	ID	IDR	314,735	5,105	0.00
Wynn Macau 5.50% 01/10/2027 Reg S	KY	USD	6,199	5,000	0.00
Koshidaka Holdings	JP	JPY	1,554	4,990	0.00
Vipshop Holdings ADR	CN	USD	274	4,870	0.00
Prosus 4.027% 03/08/2050 Reg S	NL	USD	5,465	4,811	0.00
Wuhu Sanqi Interactive Entertainment	CN	CNY	1,245	4,736	0.00
Studio City Finance 6.00% 15/07/2025 Reg S	VG	USD	5,340	4,612	0.00
Dufry One 1.00% 04/05/2023	NL	CHF	3,945	4,568	0.00
Toll Brothers Finance 4.375% 15/04/2023	US	USD	4,931	4,442	0.00
General Motors Financial 4.375% 25/09/2021	US	USD	4,849	4,291	0.00
China Literature	CN	HKD	608	4,287	0.00
Mitra Adiperkasa	ID	IDR	105,532	3,990	0.00
Lennar 4.75% 29/11/2027	US	USD	4,037	3,971	0.00
NetEase	CN	HKD	262	3,927	0.00
JINS	JP	JPY	60	3,738	0.00
Astra Otoparts	ID	IDR	71,736	3,612	0.00
China South Publishing & Media Group (A)	CN	CNY	2,608	3,510	0.00
MGM China Holdings 5.875% 15/05/2026 Reg S	KY	USD	3,884	3,375	0.00
Future Retail 5.60% 22/01/2025 Reg S	IN	USD	5,601	3,317	0.00
PulteGroup 5.50% 01/03/2026	US	USD	3,287	3,250	0.00
Li & Fung 5.25% (Perpetual) EMTN	BM	USD	5,079	3,215	0.00
Oppein Home Group	CN	CNY	197	3,102	0.00
Rakuten	JP	JPY	360	3,014	0.00
China South Publishing & Media Group	CN	CNY	2,148	2,891	0.00
Mercari	JP	JPY	77	2,767	0.00
Bafang Electric Suzhou	CN	CNY	115	2,711	0.00
Oppein Home Group	CN	CNY	170	2,676	0.00
China Dongxiang Group	CN	HKD	22,841	2,430	0.00
Chaowei Power Holdings	CN	HKD	8,083	2,389	0.00
China International Travel Service	CN	CNY	92	2,350	0.00
Parkson Retail Group	CN	HKD	94,732	2,348	0.00
Pacific Textiles Holdings	HK	HKD	4,736	2,317	0.00
Skyworth Group	HK	HKD	9,518	2,138	0.00
Piolax	JP	JPY	140	1,766	0.00
Embry Holdings	HK	HKD	15,707	1,743	0.00
Toll Brothers Finance 4.35% 15/02/2028	US	USD	1,644	1,553	0.00
Bafang Electric Suzhou	CN	CNY	51	1,212	0.00
Tokyo Radiator Manufacturing	JP	JPY	220	934	0.00
Twenty-four seven	JP	JPY	94	684	0.00
				21,315,515	8.80

소비재

Unilever	GB	EUR	18,343	890,561	0.37
British American Tobacco	GB	GBP	29,391	800,034	0.33
Swedish Match	SE	SEK	12,255	793,565	0.33
Walmart	US	USD	5,470	650,590	0.27
Coca-Cola	US	USD	15,326	629,069	0.26
Beiersdorf	DE	EUR	6,471	581,785	0.24
Unilever	GB	GBP	10,537	515,986	0.21
Tesco	GB	GBP	222,935	509,409	0.21
China Mengniu Dairy	HK	HKD	125,700	508,271	0.21
Nestle	CH	CHF	5,247	506,814	0.21
Associated British Foods	GB	GBP	24,191	456,598	0.19
Imperial Brands	GB	GBP	30,938	421,061	0.17
L'Oreal	FR	EUR	1,446	401,456	0.17
Koninklijke Ahold Delhaize	NL	EUR	14,766	348,331	0.14
Kweichow Moutai (A)	CN	CNY	1,479	316,964	0.13
Sprouts Farmers Market	US	USD	13,222	216,884	0.09
Monster Beverage	US	USD	3,284	215,778	0.09
Tyson Foods	US	USD	4,188	205,013	0.08
CP ALL	TH	THB	138,717	204,961	0.08
Vietnam Dairy Products	VN	VND	36,274	145,047	0.06
Coca-Cola European Partners	GB	USD	4,753	144,913	0.06
Thai Beverage	TH	SGD	357,430	130,425	0.05
China Resources Beer Holdings	HK	HKD	22,452	119,530	0.05
Pernod Ricard	FR	EUR	857	118,648	0.05
Bid	ZA	ZAR	9,899	116,518	0.05
Hindustan Unilever	IN	INR	4,544	108,946	0.05
Wm Morrison Supermarkets	GB	GBP	58,123	105,281	0.04
Britvic	GB	GBP	10,985	90,144	0.04
Archer-Daniels-Midland	US	USD	1,800	71,989	0.03
Royal Unibrew	DK	DKK	775	64,979	0.03
Kroger	US	USD	2,082	57,555	0.02
Bunge	US	USD	1,159	56,104	0.02
Budweiser Brewing Co APAC	HK	HKD	21,719	54,951	0.02
Welcia Holdings	JP	JPY	1,547	52,099	0.02
Kao	JP	JPY	781	47,752	0.02

현재 투자종목 명세서서 2020년 10월 31일

	국가 코드	CCY	주식 또는 명목	시장 가격 EUR순	% 자산
Nongfu Spring	CN	HKD	11,666	45,838	0.02
Smoore International Holdings	CN	HKD	7,914	35,460	0.01
Kotobuki Spirits	JP	JPY	852	33,933	0.01
Kweichow Moutai	CN	CNY	150	32,063	0.01
Robinsons Retail Holdings	PH	PHP	27,821	31,576	0.01
Sun Art Retail Group	HK	HKD	33,683	31,315	0.01
Sakata Seed	JP	JPY	1,006	30,494	0.01
Foshan Haitian Flavouring & Food (B)	CN	CNY	1,458	29,949	0.01
Gudang Garam	ID	IDR	11,816	28,252	0.01
Indofood Sukses Makmur	ID	IDR	68,358	27,780	0.01
BAT Int'l Finance 4.875% 24/02/2021 EMTN	GB	EUR	27,011	27,426	0.01
Puregold Price Club	PH	PHP	36,135	26,434	0.01
Uni-President China Holdings	CN	HKD	31,717	23,568	0.01
Shiseido	JP	JPY	435	23,158	0.01
Altria Group 2.20% 15/06/2027	US	EUR	20,709	22,569	0.01
Altria Group 1.00% 15/02/2023	US	EUR	20,258	20,707	0.01
Charoen Pokphand (Indonesia)	ID	IDR	53,224	17,998	0.01
Carabao Group	TH	THB	5,892	17,749	0.01
Altria Group 5.80% 14/02/2039	US	USD	15,586	16,999	0.01
Yantai Changyu Pioneer Wine	CN	HKD	10,819	16,609	0.01
Saigon Beer Alcohol Beverage	VN	VND	2,240	15,283	0.01
Coles Group	AU	AUD	1,361	14,573	0.01
Osotspa	TH	THB	16,535	14,544	0.01
First Resources	SG	SGD	18,882	14,383	0.01
Sheng Siong	SG	SGD	13,247	13,904	0.01
Asian Seafoods Coldstorage	TH	THB	35,592	12,918	0.01
WH Group	HK	HKD	18,565	12,544	0.01
RFM	PH	PHP	143,718	12,004	0.00
BAT Capital 2.726% 25/03/2031	US	USD	13,859	11,770	0.00
Japfa	SG	SGD	26,551	10,768	0.00
Heineken (Malaysia)	MY	MYR	2,875	10,688	0.00
Carlsberg Brewery (Malaysia)	MY	MYR	2,557	9,758	0.00
Tingyi Cayman Islands Holding	CN	HKD	5,886	9,243	0.00
Laobaixing Pharmacy Chain	CN	CNY	989	9,082	0.00
Industri Jamu Dan Farmasi Sido Muncul	ID	IDR	175,879	8,221	0.00
Century Pacific Food	PH	PHP	28,541	7,855	0.00
Siam Makro	TH	THB	7,076	7,741	0.00
Dairy Farm International Holdings	HK	USD	2,364	7,647	0.00
Ultrajaya Milk Industry & Trading	ID	IDR	76,125	7,363	0.00
BAT Capital 2.259% 25/03/2028	US	USD	8,251	7,082	0.00
Shinnihonseiyaku	JP	JPY	304	6,566	0.00
Bumitama Agri	ID	SGD	21,417	5,853	0.00
Japfa Comfeed Indonesia	ID	IDR	87,447	5,407	0.00
H&H 5.625% 24/10/2024	KY	USD	5,601	5,023	0.00
AB InBEV Worldwide 5.80% 23/01/2059	US	USD	3,626	4,371	0.00
Delfi	SG	SGD	10,167	4,095	0.00
Altria Group 4.80% 14/02/2029	US	USD	3,287	3,320	0.00
Blackmores	AU	AUD	60	2,547	0.00
Bestore	CN	CNY	189	1,400	0.00
SSMS Plantation Holdings 7.75% 23/01/2023	SG	USD	2,726	1,386	0.00
Sagami Rubber Industries	JP	JPY	97	937	0.00
Shenguan Holdings Group	CN	HKD	28,188	756	0.00
Foshan Haitian Flavouring & Food (A)	CN	CNY	1	1	0.00
				11,456,921	4.73

건강

	국가 코드	CCY	주식 또는 명목	시장 가격 EUR순	% 자산
Sanofi	FR	EUR	21,283	1,646,647	0.68
Roche Holding	CH	CHF	4,103	1,132,796	0.47
Bayer 1.375% 06/07/2032	DE	EUR	1,051,587	1,094,280	0.45
Koninklijke Philips	NL	EUR	21,697	865,183	0.36
Becton Dickinson Euro Finance 1.208% 04/06/2026	LU	EUR	821,958	853,462	0.35
Horizon Therapeutics	US	USD	11,411	732,617	0.30
Medtronic 1.375% 15/10/2040	LU	EUR	634,069	659,256	0.27
Mylan 3.125% 22/11/2028	NL	EUR	510,669	596,562	0.25
Baxter International	US	USD	8,652	574,595	0.24
Novo Nordisk	DK	DKK	10,229	564,147	0.23
AbbVie	US	USD	7,743	559,918	0.23
Fresenius Medical Care	DE	EUR	8,467	555,256	0.23
UnitedHealth Group	US	USD	2,047	537,365	0.22
Takeda Pharmaceutical 1.375% 09/07/2032	JP	EUR	486,846	514,688	0.21
Thermo Fisher Scientific	US	USD	1,269	514,186	0.21
ICON	IE	USD	2,925	452,837	0.19
Zimmer Biomet Holdings	US	USD	3,971	449,642	0.19
Takeda Pharmaceutical 2.00% 09/07/2040	JP	EUR	399,214	435,573	0.18
HCA Healthcare	US	USD	3,795	402,585	0.17
AmerisourceBergen	US	USD	4,721	388,145	0.16
Abbott Laboratories	US	USD	3,425	307,202	0.13
Wuxi Biologics Cayman	CN	HKD	11,745	283,066	0.12
Stryker	US	USD	1,448	248,989	0.10
Olympus	JP	JPY	15,128	248,595	0.10
Boston Scientific	US	USD	8,259	244,823	0.10
Innovent Biologics	CN	HKD	36,981	235,326	0.10
Roche Holding (B)	CH	CHF	782	216,131	0.09
Genus	GB	GBP	3,834	174,853	0.07
Hansoh Pharmaceutical Group	CN	HKD	44,352	170,344	0.07
Hoya	JP	JPY	1,742	168,881	0.07
Bayer	DE	EUR	3,506	141,485	0.06
Santen Pharmaceutical	JP	JPY	9,070	138,772	0.06
Nippon Shinyaku	JP	JPY	1,864	114,401	0.05
Grifols ADR	ES	USD	7,931	114,026	0.05
McKesson	US	USD	873	109,662	0.05
PerkinElmer	US	USD	952	104,683	0.04
Sonova Holding	CH	CHF	464	94,494	0.04
Eisai	JP	JPY	1,372	91,597	0.04
Pfizer	US	USD	2,840	85,515	0.04
Arena Pharmaceuticals	US	USD	1,041	76,638	0.03
Mylan	US	USD	6,139	76,565	0.03
Ascendis Pharma ADR	DK	USD	517	71,765	0.03
Anthem	US	USD	293	69,037	0.03
CVS Health	US	USD	1,434	68,955	0.03
Krystal Biotech	US	USD	1,730	65,935	0.03
Apellis Pharmaceuticals	US	USD	2,362	64,927	0.03
Aprea Therapeutics	US	USD	3,252	61,409	0.03
WuXi AppTec	CN	HKD	4,301	59,004	0.02
Exelixis	US	USD	3,358	58,777	0.02
Korian	FR	EUR	2,203	53,257	0.02
Top Glove	MY	MYR	29,784	52,720	0.02
Ocumension Therapeutics	CN	HKD	25,499	51,054	0.02
MorphoSys	DE	EUR	568	49,696	0.02
Peijia Medical	CN	HKD	15,949	44,417	0.02
Evotec	DE	EUR	1,925	43,660	0.02
Centene	US	USD	860	43,522	0.02
CSL	AU	AUD	246	42,778	0.02
Sutro Biopharma	US	USD	3,692	40,165	0.02
LivaNova	GB	USD	905	38,898	0.02
Alexion Pharmaceuticals	US	USD	381	37,635	0.02
Craneware	GB	GBP	1,973	34,109	0.01
AbbVie 4.875% 14/11/2048	US	USD	24,106	26,266	0.01
HCA 5.25% 15/06/2026	US	USD	24,162	24,181	0.01
Becton Dickinson 1.90% 15/12/2026	US	EUR	21,427	23,050	0.01
Merck KGaA 1.625% VRN 09/09/2080	DE	EUR	21,966	21,852	0.01
Chularat Hospital	TH	THB	289,201	20,037	0.01
Medical Data Vision	JP	JPY	988	19,963	0.01
China Resources Pharmaceutical Group	CN	HKD	44,922	19,270	0.01
Cigna 3.40% 15/03/2050	US	USD	18,846	17,076	0.01
Philips 1.375% 30/03/2025 EMTN	NL	EUR	15,851	16,831	0.01
Aetna 2.80% 15/06/2023	US	USD	17,535	15,820	0.01
Thermo Fisher Scientific 1.95% 24/07/2029	US	EUR	13,325	15,192	0.01
Hangzhou Tigermed Consulting	CN	HKD	1,073	14,784	0.01
Fisher & Paykel Healthcare (AU)	NZ	AUD	723	14,294	0.01
Rajthanee Hospital	TH	THB	24,155	14,285	0.01
Merck 2.875% VRN 25/06/2079	DE	EUR	13,257	14,129	0.01
Medikaloka Hermina	ID	IDR	75,173	13,834	0.01
Tempo Scan Pacific	ID	IDR	177,577	13,054	0.01
Bayer 0.375% 06/07/2024	DE	EUR	12,155	12,318	0.01
China National Accord Medicines (A)	CN	CNY	1,887	12,039	0.00
InnoCare Pharma	CN	HKD	10,564	11,613	0.00
Jiangsu Hengrui Medicine	CN	CNY	1,004	11,473	0.00
Abbott Ireland Financing 0.875% 27/09/2023	IE	EUR	10,129	10,454	0.00
Shandong Weigao Group Medical Polymer (H)	CN	HKD	6,254	10,407	0.00
Becton Dickinson 3.30% 01/03/2023	US	USD	10,971	9,862	0.00
Bumrungrad Hospital	TH	THB	3,893	9,739	0.00
Unitedhealth Group 2.90% 15/05/2050	US	USD	10,567	9,501	0.00
Becton Dickinson 3.125% 08/11/2021	US	USD	10,285	9,058	0.00
AbbVie 2.90% 06/11/2022	US	USD	9,861	8,870	0.00
Mega Lifesciences	TH	THB	9,251	8,817	0.00
Cigna 4.90% 15/12/2048	US	USD	7,925	8,759	0.00
Ramsay Health Care	AU	AUD	227	8,536	0.00
Cigna 2.40% 15/03/2030	US	USD	8,880	7,902	0.00
AbbVie 4.70% 14/05/2045	US	USD	6,739	7,032	0.00
China National Accord Medicines (B)	CN	HKD	2,758	6,742	0.00
Smith & Nephew 2.032% 14/10/2030	GB	USD	6,957	5,936	0.00
Bayer 2.375% VRN 12/11/2079	DE	EUR	5,917	5,766	0.00
AbbVie 1.25% 18/11/2031	US	EUR	5,284	5,660	0.00
Aetna 4.75% 15/03/2044	US	USD	4,931	5,144	0.00
JMDC	JP	JPY	98	4,435	0.00
AbbVie 4.50% 14/05/2035	US	USD	4,027	4,186	0.00
Teva Pharmaceutical Fin. 1.875% 31/03/2027	NL	EUR	4,832	4,124	0.00
Mylan 2.25% 22/11/2024	NL	EUR	3,062	3,283	0.00
Teva Pharmaceutical Finance 1.625% 15/10/2028	NL	EUR	3,986	3,233	0.00
Eiken Chemical	JP	JPY	173	2,846	0.00
China National Accord Medicines	CN	CNY	286	1,827	0.00
Yestar International Holdings 6.90% 15/09/2021	KY	USD	3,062	1,032	0.00
Jiangsu Hengrui Medicine (A)	CN	CNY	1	1	0.00
				18,542,021	7.66

금융

	국가 코드	CCY	주식 또는 명목	시장 가격 EUR순	% 자산
Fidelity US Quality Income UCITS ETF	IE	GBP	2,013,256	12,331,846	5.09
AIB Group 2.875% VRN 30/05/2031 EMTN	IE	EUR	1,182,045	1,191,274	0.49
AIA Group	HK	HKD	139,095	1,136,394	0.47

현재 투자종목 명세서서 2020년 10월 31일

	국가 코드	CCY	주식 또는 명목	시장 가격 EUR순	% 자산
Commerzbank 4.00% 23/03/2026 EMTN	DE	EUR	954,218	1,010,689	0.42
Sampo 2.50% VRN 03/09/2052 EMTN	FI	EUR	891,002	909,361	0.38
Danske Bank 2.50% VRN 21/06/2029 EMTN	DK	EUR	822,347	858,251	0.35
Legal & General Group	GB	GBP	406,433	835,155	0.34
JPMorgan Chase	US	USD	9,523	791,661	0.33
AXA	FR	EUR	56,361	777,782	0.32
Ping An Insurance Group (H)	CN	HKD	79,980	708,503	0.29
Morgan Stanley	US	USD	15,119	618,481	0.26
Allianz	DE	EUR	4,045	611,012	0.25
DNB	NO	NOK	52,612	609,481	0.25
HDFC Bank	IN	INR	44,446	609,288	0.25
Bank Central Asia	ID	IDR	359,664	607,395	0.25
Lloyds Banking Group 4.50% VRN 18/03/2030 EMTN	GB	EUR	478,407	534,890	0.22
Housing Development Finance	IN	INR	22,689	505,851	0.21
Bank OZK	US	USD	23,682	492,516	0.20
Prudential	GB	GBP	44,385	465,299	0.19
Barclays	GB	GBP	381,892	452,492	0.19
Arthur J Gallagher	US	USD	4,859	430,241	0.18
UniCredit 2.731% VRN 15/01/2032	IT	EUR	447,249	416,001	0.17
Hannover Rueck	DE	EUR	3,295	410,847	0.17
UBS Group 0.25% VRN 05/11/2028 EMTN	CH	EUR	412,651	408,745	0.17
ABN AMRO Group	NL	EUR	53,170	374,636	0.15
St James's Place	GB	GBP	36,832	368,263	0.15
Nationwide Bldg. Soc. 2.00% VRN 25/07/2029 EMTN	GB	EUR	340,338	350,900	0.14
China Merchants Bank (H)	CN	HKD	77,157	345,141	0.14
Zurich Insurance Group	CH	CHF	1,201	342,026	0.14
Citigroup 1.25% VRN 06/07/2026 EMTN	US	EUR	316,450	329,468	0.14
3i Group	GB	GBP	29,660	316,936	0.13
NN Group	NL	EUR	10,304	308,488	0.13
Bank Rakyat Indonesia Persero	ID	IDR	1,580,422	306,771	0.13
Tradeweb Markets	US	USD	6,171	290,087	0.12
Muenchener Rueckversicherungs-Gesellschaft	DE	EUR	1,435	288,086	0.12
Tryg	DK	DKK	11,764	280,207	0.12
Discover Financial Services	US	USD	5,088	276,684	0.11
Axis Bank	IN	INR	47,451	269,981	0.11
United Overseas Bank	SG	SGD	21,955	262,956	0.11
Hong Kong Exchanges and Clearing	HK	HKD	6,291	258,914	0.11
Admiral Group	GB	GBP	8,348	255,251	0.11
Absa Group	ZA	ZAR	54,713	251,397	0.10
First Republic Bank	US	USD	2,097	226,156	0.09
Assurant	US	USD	1,986	212,028	0.09
Deutsche Boerse	DE	EUR	1,626	205,477	0.08
Sampo	FI	EUR	6,292	203,864	0.08
Virtu Financial	US	USD	11,197	203,365	0.08
Berkshire Hathaway	US	USD	1,153	198,746	0.08
Tokio Marine Holdings	JP	JPY	4,775	183,239	0.08
Texas Capital Bancshares	US	USD	4,809	182,058	0.08
Kotak Mahindra Bank	IN	INR	9,850	176,580	0.07
HDFC Standard Life Insurance	IN	INR	24,086	164,363	0.07
SVB Financial Group	US	USD	669	163,730	0.07
DBS Group Holdings	SG	SGD	12,191	156,005	0.06
Sberbank of Russia Perpetual (Pref'd)	RU	USD	68,112	142,296	0.06
Swedbank	SE	SEK	10,442	140,662	0.06
Willis Towers Watson	GB	USD	869	134,360	0.06
ING Groep	NL	EUR	22,856	133,912	0.06
Ageas	BE	EUR	3,816	131,833	0.05
China Construction Bank (H)	CN	HKD	221,912	131,343	0.05
Sberbank of Russia	RU	USD	60,094	130,730	0.05
China Life Insurance (H)	CN	HKD	66,051	124,000	0.05
Kreditanstalt 2.125% 15/06/2022	DE	USD	131,485	116,357	0.05
VZ Holding	CH	CHF	1,481	106,681	0.04
Oversea-Chinese Banking	SG	SGD	19,337	102,438	0.04
ORIX	JP	JPY	9,653	96,964	0.04
Guaranty Trust Bank	NG	NGN	1,304,721	94,210	0.04
Shinhan Financial Group	KR	KRW	4,021	93,676	0.04
Moneta Money Bank	CZ	CZK	46,568	90,548	0.04
ICICI Lombard General Insurance	IN	INR	6,316	90,278	0.04
IBRD 0.50% 28/10/2025	SU	USD	98,614	84,482	0.03
Wells Fargo	US	USD	4,642	83,709	0.03
SCOR	FR	EUR	3,751	78,249	0.03
Fairfax Financial Holdings	CA	CAD	336	76,456	0.03
Travelers	US	USD	707	73,202	0.03
Intermediate Capital Group	GB	GBP	5,579	72,640	0.03
Industrial & Commercial Bank of China (H)	CN	HKD	148,328	72,329	0.03
Van Lanschot Kempen	NL	EUR	4,132	71,078	0.03
Palomar Holdings	US	USD	921	70,406	0.03
Equity Group Holdings (Kenya)	KE	KES	261,513	69,939	0.03
Zenith Bank	NG	NGN	1,422,962	69,869	0.03
Metropolitan Bank & Trust	PH	PHP	92,504	66,849	0.03
Credit Agricole 7.50% VRN (Perpetual)	FR	GBP	53,028	66,715	0.03
Credit Agricole	FR	EUR	9,656	65,490	0.03
Euronext	NL	EUR	723	64,722	0.03
Public Bank	MY	MYR	20,714	64,522	0.03
UBS Group 6.875% VRN (Perpetual)	CH	USD	67,610	64,217	0.03
Lloyds Banking Group 7.50% VRN (perpetual)	GB	USD	66,285	60,363	0.02
Credit Suisse Group 6.375% VRN (Perpetual) 144A	CH	USD	63,633	58,692	0.02
Banca Generali	IT	EUR	2,339	57,077	0.02
Goosehead Insurance	US	USD	540	55,522	0.02
IG Group Holdings	GB	GBP	6,523	55,199	0.02
Hamilton Lane	US	USD	921	54,654	0.02
KfW 0.375% 18/07/2025	DE	USD	63,441	54,202	0.02
ASR Nederland	NL	EUR	2,072	54,081	0.02
Zenkoku Hosho	JP	JPY	1,592	53,930	0.02
Northern Trust	US	USD	806	53,271	0.02
Bankia 6.00% VRN (Perpetual)	ES	EUR	53,028	51,868	0.02
Bank Mandiri Persero	ID	IDR	155,022	51,822	0.02
Nationwide Building Society 5.875% VRN (Perpetual)	GB	GBP	45,073	51,731	0.02
ING Groep 6.75% VRN (Perpetual)	NL	USD	55,414	50,547	0.02
E.Sun Financial Holding	TW	TWD	66,174	48,363	0.02
Vienna Ins. Group Wiener Versicherung Gruppe	AT	EUR	2,769	48,243	0.02
KBC Ancora	BE	EUR	1,903	46,238	0.02
Sompo Holdings	JP	JPY	1,366	43,780	0.02
Commerzbank 6.125% VRN (Perpetual)	DE	EUR	44,013	43,080	0.02
Emirates NBD	AE	AED	19,204	42,632	0.02
CNRMA Groupama 6.375% VRN (Perpetual)	FR	EUR	37,119	41,370	0.02
UBS Group 7.00% VRN (Perpetual)	CH	USD	42,422	40,713	0.02
Barclays 7.125% VRN (Perpetual)	GB	GBP	34,815	40,696	0.02
Agricultural Bank of China (H)	CN	HKD	139,970	40,599	0.02
ING Groep 5.75% VRN (Perpetual)	NL	USD	45,073	40,341	0.02
Bank of Ireland Group 7.50% VRN (Perpetual) Reg S	IE	EUR	38,175	40,322	0.02
Aflac	US	USD	1,370	39,560	0.02
Westfield Stratford City Fin 1.642% 04/08/2026	GB	GBP	34,200	38,316	0.02
Barclays 6.125% VRN (Perpetual)	GB	USD	43,082	37,714	0.02
Morgan Stanley 2.75% 19/05/2022	US	USD	42,241	37,579	0.02
Phoenix Group Holdings 5.625% 28/04/2031 EMTN	GB	GBP	29,200	37,209	0.02
Arch Capital Group	BM	USD	1,382	36,050	0.01
AIB Group 5.25% VRN (Perpetual)	IE	EUR	37,575	35,931	0.01
Credit Suisse Group 6.25% VRN (Perpetual) 144A	CH	USD	38,312	35,129	0.01
Banco Santander 4.375% VRN (Perpetual)	ES	EUR	39,771	34,715	0.01
Intercorp Financial Services	PE	USD	1,886	33,772	0.01
IBRD 0.125% 03/01/2051 GMTN	SU	EUR	34,164	33,621	0.01
Prudential 6.340% VRN 19/12/2063 EMTN	GB	GBP	23,824	32,367	0.01
Prudentia 5.625% VRN 20/10/2051 Reg S	GB	GBP	25,180	32,095	0.01
Society of Lloyd's 4.75% 30/10/2024	GB	GBP	25,993	31,592	0.01
Draper Esprit	GB	GBP	4,543	30,612	0.01
Nationwide Building Society 5.75% VRN (Perpetual)	GB	GBP	26,514	30,513	0.01
ASR Nederland 5.125% VRN 29/09/2045	NL	EUR	26,514	30,492	0.01
Rabobank 6.625% VRN (Perpetual)	NL	EUR	29,165	30,035	0.01
Banco Santander 7.50% VRN (Perpetual)	ES	USD	33,407	29,871	0.01
Lloyds Bank 7.625% 22/04/2025 EMTN	GB	GBP	21,134	29,762	0.01
Sparebanken Vest	NO	NOK	5,398	29,592	0.01
CNRMA Groupama 6.00% 23/01/2027	FR	EUR	23,862	29,035	0.01
SBI Cards & Payment Services	IN	INR	3,118	28,889	0.01
KB Financial Group	KR	KRW	939	28,808	0.01
NN Group 4.625% VRN 13/01/2048 EMTN	NL	EUR	23,862	27,935	0.01
Commonwealth Bank of Australia	AU	AUD	666	27,739	0.01
Morgan Stanley 1.00% 02/12/2022 GMTN	US	EUR	27,011	27,652	0.01
Banco Comercial Portugues 9.25% VRN (Perpetual)	PT	EUR	31,817	27,627	0.01
UBS 0.625% 23/01/2023 GMTN	CH	EUR	27,011	27,521	0.01
Chailease Holding	TW	TWD	6,406	26,783	0.01
Bangkok Bank	TH	THB	10,008	26,580	0.01
Inter-American Dev. Bank 0.625% 15/07/2025	SU	USD	30,570	26,347	0.01
Banco Santander 6.25% VRN (Perpetual)	ES	EUR	26,514	26,073	0.01
Wellcome Trust 1.125% 21/01/2027	GB	EUR	23,776	25,619	0.01
Aruhi	JP	JPY	1,644	25,335	0.01
HSBC Holdings 7.00% 07/04/2038 EMTN	GB	GBP	14,794	24,059	0.01
ABN AMRO Bank 4.375% VRN (Perpetual)	NL	EUR	24,128	24,056	0.01
Toyota Motor Credit 2.15% 13/02/2030 MTN	US	USD	26,418	23,839	0.01
Barclays 4.61% VRN 15/02/2023	GB	USD	25,426	22,865	0.01
Gesellschaft 1.250% VRN 26/05/2041 Reg S	DE	EUR	22,754	22,401	0.01
CommBank Aus. 1.936% VRN 03/10/2029 EMTN	AU	EUR	21,134	21,921	0.01
FCA Bank Ireland 0.50% 13/09/2024 EMTN	IT	EUR	21,134	21,230	0.01
Bank of America 1.379% VRN 07/02/2025 EMTN	US	EUR	20,258	21,081	0.01
KBC Group 0.50% VRN 03/12/2029 EMTN	BE	EUR	21,134	20,695	0.01
Bank Tabungan Pensiunan Nasional Syariah	ID	IDR	96,446	20,676	0.01
Danske Bank 1.375% VRN 24/05/2023	DK	EUR	20,258	20,641	0.01
Metropolitan Life Global 0.875% 20/01/2022 EMTN	US	EUR	20,258	20,542	0.01
Banco Santander 5.25% VRN (Perpetual)	ES	EUR	21,211	20,256	0.01
Danske Bank 5.875% VRN (Perpetual) EMTN	DK	EUR	19,620	20,087	0.01
Muangthai Capital	TH	THB	13,278	20,001	0.01
FCA Bank Ireland 1.25% 21/06/2022 EMTN	IT	EUR	19,583	19,981	0.01
Dah Sing Banking Group	HK	HKD	25,792	19,042	0.01
European Investment Bank 0.625% 21/10/2027	SU	USD	22,016	18,752	0.01
Barclays 7.25% VRN (Perpetual)	GB	GBP	16,306	18,696	0.01
Roadster Finance DAC 1.625% 09/12/2024 EMTN	IE	EUR	18,492	18,418	0.01
Intercontinental Exchange 0.70% 15/06/2023	US	USD	21,161	18,274	0.01
ICBCIL Finance 1.75% 25/08/2025 EMTN	HK	USD	21,134	18,052	0.01
Natwest Group 7.648% VRN (Perpetual)	GB	USD	13,257	17,492	0.01
CITIC Securities (H)	CN	HKD	9,353	17,424	0.01
Credit Agricole 8.125% VRN (Perpetual) Reg S	FR	USD	16,571	16,737	0.01

현재 투자종목 명세서서 2020년 10월 31일

	국가 코드	CCY	주식 또는 명목	시장 가격 EUR순	% 자산
Bankia 6.375% VRN (Perpetual)	ES	EUR	16,439	16,490	0.01
Standard Chartered 1.354% FRN 14/10/2023 144A	GB	USD	18,737	16,187	0.01
Kasikornbank (F)	TH	THB	7,576	15,842	0.01
Xtrackers Euro Stoxx 50 UCITS ETF	LU	EUR	354	15,807	0.01
Goldman Sachs Group 3.80% 15/03/2030	US	USD	15,851	15,751	0.01
China Minsheng Banking (H)	CN	HKD	32,696	15,360	0.01
Mitsubishi UFJ Financial Group 3.677% 22/02/2027	JP	USD	15,851	15,355	0.01
Huatai Securities (H)	CN	HKD	10,432	14,506	0.01
Barclays 5.875% VRN (Perpetual)	GB	GBP	13,257	14,308	0.01
ANZ 1.125% VRN 21/11/2029 EMTN	AU	EUR	14,213	14,300	0.01
UBS Group 3.126% VRN 13/08/2030 144A	CH	USD	15,058	14,206	0.01
ASR Nederland 3.375% VRN 02/05/2049	NL	EUR	13,257	14,206	0.01
KBC Group 1.125% 25/01/2024 EMTN	BE	EUR	13,506	13,984	0.01
Zurich Finance UK 6.625% VRN (Perpetual) EMTN	GB	GBP	11,401	13,965	0.01
Morgan Stanley 1.342% VRN 23/10/2026 EMTN	US	EUR	13,209	13,901	0.01
BFCM 0.75% 15/06/2023 EMTN	FR	EUR	13,506	13,858	0.01
Korea Development Bank 0.625% 17/07/2023	KR	EUR	13,506	13,803	0.01
China Cinda Asset Management (H)	CN	HKD	85,338	13,744	0.01
JSE	ZA	ZAR	2,387	13,717	0.01
DNB Bank 4.375% 24/02/2021 EMTN	NO	EUR	13,506	13,709	0.01
Banorte 7.625% VRN (Perpetual) Reg S	MX	USD	15,908	13,655	0.01
Swedbank 0.25% 07/11/2022 GMTN	SE	EUR	13,506	13,632	0.01
Fortune Star 6.85% 02/07/2024	VG	USD	15,152	13,631	0.01
Barclays 3.375% VRN 02/04/2025 EMTN	GB	EUR	12,533	13,625	0.01
Volkswagen Bank 0.375% 05/07/2022 EMTN	DE	EUR	13,506	13,605	0.01
Goldman Sachs Group 0.041% FRN 21/04/2023 EMTN	US	EUR	13,506	13,524	0.01
HSBC Holdings 0.422% FRN 04/12/2021 EMTN	GB	EUR	13,506	13,514	0.01
Affiliated Managers 3.30% 15/06/2030	US	USD	14,792	13,493	0.01
Samsung Fire & Marine Insurance	KR	KRW	94	12,749	0.01
General Electric 6.75% 15/03/2032	US	USD	11,382	12,586	0.01
Tisco Financial Group	TH	THB	6,479	12,582	0.01
Ally Financial 8.00% 01/11/2031 (A)	US	USD	10,567	12,542	0.01
General Electric 4.875% 18/09/2037 EMTN	US	GBP	10,567	12,481	0.01
Shinhan Financial Group 5.875% VRN (Perpetual)	KR	USD	13,294	12,338	0.01
LPI Capital	MY	MYR	4,655	12,282	0.01
AIA Group 3.20% 16/09/2040 Reg S	HK	USD	13,498	11,936	0.00
Natwest Group 0.75% VRN 15/11/2025	GB	EUR	11,888	11,916	0.00
AIB Group 6.25% VRN (Perpetual)	IE	EUR	11,735	11,838	0.00
Bank of East Asia 5.825% VRN (Perpetual) EMTN	HK	USD	12,992	11,451	0.00
Banco Santander 2.125% 08/02/2028 EMTN	ES	EUR	10,567	11,145	0.00
MDGH - GMTN 2.50% 07/11/2024 Reg S	NL	USD	12,294	11,071	0.00
BFI Finance Indonesia	ID	IDR	490,362	10,931	0.00
MDGH - GMTN 2.875% 07/11/2029 Reg S	NL	USD	11,751	10,762	0.00
AerCap Global Aviation Trust 4.625% 15/10/2027	IE	USD	12,475	10,626	0.00
AerCap Global Aviation Trust 3.875% 23/01/2028	IE	USD	12,945	10,504	0.00
Kyobo Life Insurance 3.95% VRN (Perpetual) Reg S	KR	USD	11,888	10,445	0.00
Shriram Transport Finance 5.95% 24/10/2022 Reg S	IN	USD	12,367	10,356	0.00
Raiffeisen Bank Intl. 6.125% VRN (Perpetual)	AT	EUR	10,606	10,262	0.00
Citigroup 5.875% 30/01/2042	US	USD	8,136	10,192	0.00
Minkabu The Infonoid	JP	JPY	486	10,063	0.00
Marsh & McLennan 3.50% 29/12/2020	US	USD	11,464	9,890	0.00
DH Europe Finance II 0.75% 18/09/2031	LU	EUR	9,664	9,799	0.00
Intesa Sanpaolo 5.875% VRN (Perpetual) EMTN	IT	EUR	9,839	9,596	0.00
Bank of East Asia 5.625% VRN (Perpetual)	HK	USD	11,054	9,594	0.00
HSBC Holdings 2.357% VRN 18/08/2031	GB	USD	10,889	9,299	0.00
Power Finance 3.25% 16/09/2024	IN	USD	10,567	9,271	0.00
Santander UK Group Hldgs 7.375% VRN (Perpetual)	GB	GBP	7,954	9,186	0.00
Bajaj Finance	IN	INR	233	8,929	0.00
TMB Bank 4.90% VRN (Perpetual) EMTN	TH	USD	10,829	8,807	0.00
Mega Financial Holding	TW	TWD	10,527	8,719	0.00
China International Capital (H)	CN	HKD	4,285	8,597	0.00
Barclays 1.700% VRN 03/11/2026	GB	GBP	7,603	8,458	0.00
NatWest Markets 0.233% FRN 18/06/2021 EMTN	GB	EUR	8,103	8,130	0.00
Svenska 4.75% Handelsbanken VRN (Perpetual)	SE	USD	9,015	8,004	0.00
Barclays 4.375% 12/01/2026	GB	USD	8,218	8,000	0.00
ING Groep 3.00% 18/02/2026 EMTN	NL	GBP	6,340	7,701	0.00
Intercorp Financial Services (PE)	PE	USD	431	7,670	0.00
Tesco Property Finance 3 5.744% 13/04/2040	GB	GBP	5,062	7,475	0.00
BP Capital Markets 1.749% 10/08/2030	US	USD	8,821	7,380	0.00
HSBC Holding 2.848% VRN 04/06/2031	GB	USD	8,218	7,328	0.00
HSBC Holdings 1.645% VRN 18/04/2026	GB	USD	8,505	7,323	0.00
Goldman Sachs Group 6.25% 01/02/2041	US	USD	5,670	7,304	0.00
Phoenix Group Holdings 5.625% VRN (Perpetual)	GB	USD	8,506	7,221	0.00
HSBC Holding 2.099% VRN 04/06/2026	GB	USD	8,203	7,194	0.00
Bangkok Bank 5.00% VRN (Perpetual) Reg S	TH	USD	8,275	7,128	0.00
Lloyds Banking Group 0.75% 09/11/2021 EMTN	GB	EUR	6,969	7,028	0.00
Westpac Banking 0.75% 17/10/2023 EMTN	AU	EUR	6,753	6,946	0.00
BPCE 1.125% 18/01/2023 EMTN	FR	EUR	6,753	6,921	0.00
Rabobank 0.625% 27/02/2024 EMTN	NL	EUR	6,753	6,895	0.00
Volkswagen Bank 0.955% FRN 01/08/2022 EMTN	DE	EUR	6,753	6,842	0.00
FCA Bank Ireland 1.00% 21/02/2022 EMTN	IT	EUR	6,753	6,842	0.00
BP Capital Markets 2.772% 10/11/2050	US	USD	8,821	6,816	0.00
Kasikornbank PCL 3.343% VRN 02/10/2031 EMTN	TH	USD	8,066	6,793	0.00
Yes Bank Ifsc Banking UB 3.75% 06/02/2023 EMTN	IN	USD	7,917	6,599	0.00
Aviva 4.00% VRN 03/06/2055	GB	GBP	5,602	6,590	0.00
Bank of East Asia 5.50% VRN (Perpetual) EMTN	HK	USD	7,469	6,409	0.00
China Taiping Insurance Holdings	HK	HKD	4,823	6,251	0.00
Fortune Star 6.75% 02/07/2023	VG	USD	6,834	6,074	0.00
Berkshire Hathaway 0.00% 12/03/2025	US	EUR	6,023	6,043	0.00
Mitsubishi UFJ Financial Group 0.978% 09/06/2024	JP	EUR	5,861	6,041	0.00
UniCredit 7.50% VRN (Perpetual)	IT	EUR	5,568	6,003	0.00
Commerzbank 1.25% 23/10/2023 EMTN	DE	EUR	5,812	5,979	0.00
Noah Holdings ADR	CN	USD	244	5,509	0.00
Volkswagen Bank 0.625% 08/09/2021 EMTN	DE	EUR	5,402	5,445	0.00
Metropolitan Life Global 0.375% 09/04/2024	US	EUR	5,065	5,147	0.00
Banorte 8.375% VRN (Perpetual) Reg S	MX	USD	5,303	4,837	0.00
Santander UK 0.875% 25/11/2020 EMTN	GB	EUR	4,727	4,731	0.00
Banorte 6.75% VRN (Perpetual) Reg S	MX	USD	5,303	4,586	0.00
Vedanta Resources Fin. II 8.00% 23/04/2023 Reg S	GB	USD	8,469	4,562	0.00
Vedanta Resources Fin. II 9.25% 23/04/2026 Reg S	GB	USD	8,365	4,509	0.00
Fortune Star 5.25% 23/03/2022	VG	USD	4,929	4,252	0.00
Citigroup 0.339% FRN 24/05/2021 EMTN	US	EUR	4,052	4,069	0.00
Volkswagen Leasing 1.625% 15/08/2025 EMTN	DE	EUR	3,698	3,914	0.00
Chong HING Bank 5.70% VRN (Perpetual) EMTN	HK	USD	4,257	3,643	0.00
Fortune Star 5.95% 19/10/2025	VG	USD	4,182	3,609	0.00
ANZ 6.75% VRN (Perpetual) Reg S	AU	USD	3,704	3,609	0.00
Mongolian Mortgage 9.75% 29/01/2022 Reg S	MN	USD	3,734	3,190	0.00
RKP Overseas Finance 2016 7.950% (Perpetual)	VG	USD	3,585	2,991	0.00
Tuspark Forward 7.95% 15/08/2021	VG	USD	5,826	2,800	0.00
Wealth Driven 5.50% 17/08/2023	VG	USD	3,137	2,715	0.00
Shriram Transport Finance 5.70% 27/02/2022 EMTN	IN	USD	2,869	2,420	0.00
Unigroup International Holdings 6.00% 10/12/2020	VG	USD	2,987	2,183	0.00
HDFC Bank ADR	IN	USD	41	2,020	0.00
Sumitomo Mitsui Fin. Group 2.142% 23/09/2030	JP	USD	2,091	1,764	0.00
Tuspark Forward 6.95% 18/06/2022	VG	USD	4,070	1,563	0.00
Pearl Holding III 9.50% 11/12/2022 Reg S	KY	USD	6,572	1,382	0.00
Fortune Star 5.95% 29/01/2023	VG	USD	1,456	1,273	0.00
CIMB Group Holdings	MY	MYR	1,152	702	0.00
				42,484,680	**17.55**

부동산

Vonovia	DE	EUR	9,402	515,416	0.21
Prologis REIT	US	USD	4,737	403,380	0.17
KE Holdings ADR	CN	USD	3,132	187,480	0.08
Invitation Homes REIT	US	USD	7,485	174,485	0.07
China Overseas Land & Investment	HK	HKD	73,982	159,452	0.07
ADO Properties (A)	DE	EUR	5,662	122,194	0.05
Shimao Services Holdings	CN	HKD	58,555	107,580	0.04
Shurgard Self Storage	LU	EUR	2,900	106,139	0.04
Sun Hung Kai Properties	HK	HKD	7,520	82,735	0.03
SM Prime Holdings	PH	PHP	135,487	80,972	0.03
China Resources Land	HK	HKD	19,454	68,272	0.03
Healthcare Realty Trust REIT	US	USD	2,399	57,055	0.02
Urban & Civic	GB	GBP	24,340	55,483	0.02
Open House	JP	JPY	1,735	50,767	0.02
Central Pattana	TH	THB	44,210	46,676	0.02
Ascendas Real Estate Investment Trust REIT	SG	SGD	24,478	44,351	0.02
City Developments	SG	SGD	8,911	35,538	0.01
China SCE Group Holdings 7.375% 09/04/2024	KY	USD	38,053	33,562	0.01
Urban Logistics REIT	GB	GBP	21,154	32,225	0.01
Logicor Financing 1.50% 14/11/2022 EMTN	LU	EUR	27,011	27,696	0.01
Land & Houses	TH	THB	118,935	20,909	0.01
Ascendas India Trust	SG	SGD	25,207	20,618	0.01
Pakuwon Jati	ID	IDR	823,945	19,762	0.01
Keppel Pacific Oak US REIT	SG	USD	31,892	19,189	0.01
Cromwell European REIT	SG	EUR	41,402	18,862	0.01
Robinsons Land	PH	PHP	70,188	18,671	0.01
Keppel DC REIT	SG	SGD	9,991	18,212	0.01
Yuzhou Properties 7.375% 13/01/2026	KY	USD	21,510	17,819	0.01
Yango Justice International 9.25% 15/04/2023	HK	USD	18,240	16,379	0.01
China Evergrande Group 8.75% 28/06/2025	KY	USD	24,820	15,766	0.01
Yuzhou Properties 8.30% 27/05/2025	KY	USD	17,327	15,130	0.01
Land Securities Capital Mks 1.974% 08/02/2024 EMTN	GB	GBP	13,003	14,855	0.01
Digital Euro Finco 2.625% 15/04/2024	US	EUR	13,506	14,659	0.01
Supalai	TH	THB	32,593	14,068	0.01
Goodman Group REIT	AU	AUD	1,255	13,936	0.01
Link REIT	HK	HKD	2,085	13,660	0.01
Digital Dutch Finco 0.125% 15/10/2022	NL	EUR	13,506	13,581	0.01
Sunac China Holdings 6.50% 10/01/2025	KY	USD	16,170	13,358	0.01
AREIT REIT	PH	PHP	28,089	12,727	0.01
Relo Group	JP	JPY	598	12,323	0.01
Ronshine China Holdings 11.25% 22/08/2021	KY	USD	13,502	12,024	0.00
MPT Operating Partnership 4.625% 01/08/2029	US	USD	13,209	11,890	0.00
Grand City Properties 1.375% 03/08/2026 EMTN	LU	EUR	11,095	11,684	0.00
Yango Justice International 10.25% 18/03/2022	HK	USD	12,846	11,591	0.00
Redsun Properties Group 9.95% 11/04/2022	KY	USD	13,033	11,535	0.00
New Metro Global 6.80% 05/08/2023	VG	USD	12,897	11,480	0.00
Easy Tactic 9.125% 28/07/2022	VG	USD	14,041	11,419	0.00

현재 투자종목 명세서서 2020년 10월 31일

	국가 코드	CCY	주식 또는 명목	시장 가격 EUR순	% 자산
Crown Castle International 3.30% 01/07/2030	US	USD	12,154	11,385	0.00
China SCE Group Holdings 7.25% 19/04/2023	KY	USD	12,846	11,322	0.00
Sunac China Holdings 7.50% 01/02/2024	KY	USD	12,846	11,055	0.00
Grand City Properties 3.75% VRN (Perpetual)	LU	EUR	10,606	10,951	0.00
Digital Euro Finco 1.125% 09/04/2028	US	EUR	10,567	10,926	0.00
Unibail-Rodamco-Westfield 0.125% 14/05/2021 EMTN	FR	EUR	10,804	10,806	0.00
Globalworth 2.95% 29/07/2026 EMTN	GB	EUR	10,831	10,785	0.00
China Merchants Commercial REIT	HK	HKD	40,477	10,781	0.00
Redsun Properties Group 9.70% 16/04/2023	KY	USD	12,174	10,750	0.00
Kaisa Group Holdings 11.50% 30/01/2023	KY	USD	12,090	10,506	0.00
Theta Capital 8.125% 22/01/2025	SG	USD	13,219	10,269	0.00
Yango Justice International 8.25% 25/11/2023	HK	USD	11,539	10,114	0.00
Sunac China Holdings 6.50% 09/07/2023	KY	USD	11,950	10,077	0.00
Sunac China Holdings 7.00% 09/07/2025	KY	USD	11,950	9,954	0.00
American Tower 2.10% 15/06/2030	US	USD	11,505	9,936	0.00
Fantasia Holdings Group 15.00% 18/12/2021	KY	USD	10,717	9,889	0.00
Scenery Journey 11.50% 24/10/2022	VG	USD	13,473	9,829	0.00
Shimao Property Holdings	HK	HKD	3,202	9,731	0.00
American Tower 3.10% 15/06/2050	US	USD	11,505	9,684	0.00
Vincom Retail	VN	VND	10,334	9,680	0.00
KWG Group Holdings 7.40% 05/03/2024 EMTN	KY	USD	10,717	9,637	0.00
Fantasia Holdings Group 11.875% 01/06/2023	KY	USD	10,456	9,311	0.00
Seazen Group 6.45% 11/06/2022	KY	USD	10,456	9,148	0.00
Kaisa Group Holdings 8.50% 30/06/2022	KY	USD	10,755	9,023	0.00
Prologis 3.00% 02/06/2026	US	EUR	7,661	8,927	0.00
China Aoyuan Group 8.50% 23/01/2022	KY	USD	10,045	8,859	0.00
Sino-Ocean Land Treasure III 4.90% VRN (Perpetual)	VG	USD	11,651	8,400	0.00
Kaisa Group Holdings 10.875% 23/07/2023	KY	USD	9,709	8,292	0.00
Agile Group Holdings 7.875% VRN (Perpetual)	KY	USD	9,336	8,204	0.00
Zhenro Properties Group 7.875% 14/04/2024	KY	USD	9,373	8,026	0.00
American Tower 3.60% 15/01/2028	US	USD	8,218	7,887	0.00
China South City Holdings 11.50% 12/02/2022	HK	USD	9,104	7,741	0.00
China Evergrande Group 11.50% 22/01/2023	KY	USD	10,755	7,731	0.00
RKPF Overseas 2019 A 6.70% 30/09/2024	VG	USD	8,626	7,666	0.00
Crown Castle International 5.20% 15/02/2049	US	USD	6,878	7,643	0.00
CPI Property Group 2.75% 22/01/2028 EMTN	LU	GBP	6,895	7,568	0.00
Redsun Properties Group 10.50% 03/10/2022	KY	USD	8,395	7,502	0.00
KWG Group Holdings 7.875% 09/08/2021	KY	USD	8,365	7,356	0.00
CIFI Holdings Group 6.00% 16/07/2025	KY	USD	8,066	7,148	0.00
Seazen Group 6.00% 12/08/2024	KY	USD	8,215	7,140	0.00
China Evergrande Group 8.25% 23/03/2022	KY	USD	9,709	7,021	0.00
KWG Group Holdings 7.40% 13/01/2027	KY	USD	8,029	6,918	0.00
Ronshine China Holdings 6.75% 05/08/2024	KY	USD	8,066	6,853	0.00
China Aoyuan Group 6.35% 08/02/2024	KY	USD	7,767	6,784	0.00
Zhenro Properties Group 8.70% 03/08/2022	KY	USD	7,693	6,768	0.00
Yango Justice International 9.50% 03/04/2021	HK	USD	7,469	6,519	0.00
Kaisa Group Holdings 11.75% 26/02/2021	KY	USD	7,431	6,474	0.00
Yango Justice International 10.00% 12/02/2023	HK	USD	7,058	6,406	0.00
Kaisa Group Holdings 10.50% 15/01/2025	KY	USD	7,693	6,174	0.00
Times China Holdings 7.625% 21/02/2022	KY	USD	6,908	6,056	0.00
China Evergrande Group 12.00% 22/01/2024	KY	USD	8,328	6,039	0.00
China Evergrande Group 6.25% 28/06/2021	KY	USD	7,469	5,984	0.00
Propnex	SG	SGD	14,361	5,687	0.00
China Evergrande Group 9.50% 11/04/2022	KY	USD	7,469	5,481	0.00
Jababeka International 6.50% 05/10/2023 Reg S	NL	USD	7,469	5,433	0.00
KWG Group Holding 5.20% 21/09/2022	KY	USD	6,199	5,334	0.00
Yuzhou Properties 5.375% VRN (Perpetual)	KY	USD	6,311	5,213	0.00
Digital Dutch Finco 1.50% 15/03/2030	NL	EUR	4,725	4,999	0.00
Daibiru	JP	JPY	514	4,994	0.00
China Aoyuan Group 7.95% 19/02/2023	KY	USD	5,430	4,911	0.00
RKI Overseas Finance 2017 A 7.00% (Perpetual)	VG	USD	6,348	4,868	0.00
APL Realty Holdings Pte 5.95% 02/06/2024	SG	USD	7,972	4,746	0.00
Wanda Properties Overseas 6.875% 23/07/2023	VG	USD	5,600	4,710	0.00
Kaisa Group Holdings 9.375% 30/06/2024	KY	USD	5,945	4,637	0.00
Yango Justice International 6.80% 11/03/2021 EMTN	HK	USD	5,377	4,627	0.00
China South City Holdingss 10.875% 26/06/2022	HK	USD	5,489	4,612	0.00
Crown Castle International 4.15% 01/07/2050	US	USD	4,656	4,591	0.00
Kaisa Group Holdings 11.25% 09/04/2022	KY	USD	5,004	4,392	0.00
Pakuwon Prima 5.00% 14/02/2024	SG	USD	5,004	4,371	0.00
Jinke Properties Group 8.375% 20/06/2021	CN	USD	4,705	4,114	0.00
CIFI Holdings Group 5.50% 23/01/2022	KY	USD	4,481	3,904	0.00
Longfor Group Holdings 3.375% 13/04/2027	KY	USD	4,359	3,856	0.00
Theta Capital 6.75% 31/10/2026	SG	USD	5,116	3,634	0.00
Redco Properties Group 8.50% 19/08/2021	KY	USD	4,182	3,581	0.00
Shimao Group Holdings 4.60% 13/07/2030	KY	USD	3,884	3,576	0.00
RKPF Overseas 2019 6.00% 04/09/2025	VG	USD	4,139	3,558	0.00
Country Garden Holdings 4.80% 06/08/2030	KY	USD	3,884	3,543	0.00
Times China Holdings 6.75% 08/07/2025	KY	USD	4,033	3,505	0.00
Greentown China Holdings 5.65% 13/07/2025	KY	USD	3,884	3,466	0.00
Greentown China Holdings 4.70% 29/04/2025	KY	USD	4,033	3,465	0.00
Wanda Properties International 7.25% 29/01/2024	VG	USD	3,884	3,280	0.00
Sunac China Holdings 7.875% 15/02/2022	KY	USD	3,734	3,261	0.00
KWG Group Holdings 7.875% 01/09/2023	KY	USD	3,585	3,235	0.00
Properties 9.875% 02/05/2021	KY	USD	3,622	3,132	0.00
Kaisa Group Holdings 6.75% 18/02/2021	KY	USD	3,633	3,122	0.00
Kaisa Group Holdings 9.75% 28/09/2023 Reg S	KY	USD	3,585	2,969	0.00
Heiwa Real Estate	JP	JPY	118	2,956	0.00
Easy Tactic 8.125% 27/02/2023	VG	USD	3,884	2,933	0.00
Zhenro 9.15% 06/05/2023 Reg S	KY	USD	3,062	2,727	0.00
Agile Group Holdings 8.375% VRN (Perpetual)	KY	USD	2,987	2,664	0.00
Country Garden Holdings 5.40% 27/05/2025	KY	USD	2,726	2,521	0.00
Ronshine China Holdings 8.95% 22/01/2023	KY	USD	2,838	2,515	0.00
Yida China Holdings 14.00% 27/03/2022	KY	USD	3,670	2,276	0.00
Zhenro Properties Group 8.65% 21/01/2023	KY	USD	2,577	2,267	0.00
China Evergrande Group 4.25% 14/02/2023	KY	HKD	20,912	2,158	0.00
China Aoyuan Group 7.50% 10/05/2021	KY	USD	2,241	1,947	0.00
CIFI Holdings Group 5.375% VRN (Perpetual)	KY	USD	2,241	1,916	0.00
Zhenro Properties Group 5.60% 28/02/2021	KY	USD	2,166	1,854	0.00
Jingrui Holdings 9.45% 23/04/2021	KY	USD	2,166	1,827	0.00
Lodha Developers International 14.00% 12/03/2023	MU	USD	2,241	1,789	0.00
Kaisa Group Holdings 11.95% 22/10/2022 Reg S	KY	USD	1,792	1,577	0.00
Times China Holdings 10.95% 27/11/2020	KY	USD	1,494	1,292	0.00
CIFI Holdings Group 5.375% VRN (Perpetual)	KY	USD	1,195	1,028	0.00
Zhenro Properties Group 9.80% 20/08/2021	KY	USD	1,046	920	0.00
Redco Properties Group 11.50% 08/12/2020	KY	USD	1,046	901	0.00
Champion Sincerity Holdings 8.125% VRN (Perpetual)	VG	USD	934	839	0.00
Cosmos Initia	JP	JPY	193	661	0.00
				3,429,575	1.42

정부

Germany 0.00% 15/02/2030	DE	EUR	7,461,803	7,932,911	3.28
Germany 0.00% 12/03/2021	DE	EUR	5,547,030	5,561,524	2.30
Germany 0.00% 11/06/2021	DE	EUR	3,085,437	3,099,614	1.28
Australia 1.75% 21/06/2051	AU	AUD	2,595,087	1,549,958	0.64
Germany 0.25% 15/02/2029	DE	EUR	985,684	1,067,434	0.44
Germany 0.00% 15/08/2030	DE	EUR	811,410	862,893	0.36
Netherland 0.00% 15/07/2030	NL	EUR	711,769	748,150	0.31
US Treasury 0.625% 15/05/2030	US	USD	671,974	565,602	0.23
Germany 1.75% 04/07/2022	DE	EUR	455,135	474,666	0.20
Germany 0.00% 07/10/2022	DE	EUR	327,171	332,332	0.14
US Treasury Infl. Indexed Bonds 0.125% 15/07/2030	US	USD	311,175	297,210	0.12
Germany 0.00% 05/04/2024	DE	EUR	243,099	250,233	0.10
US Treasury Infl. Indexed Bonds 0.375% 15/07/2027	US	USD	248,636	249,845	0.10
US Treasury 2.875% 31/10/2023	US	USD	251,062	232,751	0.10
UK Treasury Inflation Linked 0.125% 10/08/2028	GB	GBP	146,999	218,927	0.09
Germany 0.00%08/04/2022	DE	EUR	207,309	209,648	0.09
US Treasury 2.375% 15/11/2049	US	USD	204,554	206,898	0.09
US Treasury 2.00% 15/02/2050	US	USD	219,658	205,361	0.08
US Treasury 0.625% 15/08/2030	US	USD	197,143	165,526	0.07
US Treasury Infl. Indexed Bonds 0.625% 15/01/2026	US	USD	146,050	150,007	0.06
Germany Inflation Linked Bond 0.10% 15/04/2026	DE	EUR	117,675	133,510	0.06
US Treasury 0.250% 15/04/2023	US	USD	143,368	123,298	0.05
US Treasury Infl. Indexed Bonds 0.50% 15/04/2024	US	USD	131,056	122,346	0.05
US Treasury 0.50% 31/03/2025	US	USD	132,915	114,954	0.05
US Treasury 0.25% 15/06/2023	US	USD	114,113	98,130	0.04
US Treasury 3.00% 31/10/2025	US	USD	83,279	80,724	0.03
Germany Inflation Linked Bond 0.50% 15/04/2030	DE	EUR	56,180	70,367	0.03
Germany 2.00% 15/08/2023	DE	EUR	53,752	58,065	0.02
US Treasury 1.125% 28/02/2025	US	USD	61,387	54,528	0.02
France 0.10% 01/03/2028	FR	EUR	47,450	53,326	0.02
US Treasury Infl. Indexed Bonds 0.125% 15/04/2022	US	USD	56,940	52,881	0.02
US Treasury 1.25% 15/05/2050	US	USD	65,948	51,467	0.02
US Treasury 0.125% 15/09/2023	US	USD	60,006	51,411	0.02
US Treasury 0.25% 31/08/2025	US	USD	57,327	48,933	0.02
US Treasury 0.125% 30/06/2022	US	USD	52,183	44,776	0.02
US Treasury 0.125% 15/05/2023	US	USD	50,737	43,498	0.02
US Treasury Infl. Indexed Bonds 0.625% 15/04/2023	US	USD	45,931	42,894	0.02
US Treasury 0.25% 31/05/2025	US	USD	43,784	37,427	0.02
France 0.10% 01/03/2029	FR	EUR	28,470	31,813	0.01
US Treasury 1.50% 31/08/2021	US	USD	36,602	31,773	0.01
US Treasury 0.25% 30/06/2025	US	USD	37,161	31,748	0.01
US Treasury 0.50% 31/05/2027	US	USD	35,945	30,684	0.01
Denmark Inflation Linked Bond 0.10% 15/11/2023	DK	DKK	189,798	28,887	0.01
US Treasury 1.375% 15/08/2050	US	USD	29,913	24,101	0.01
Italy 0.65% 15/05/2026	IT	EUR	22,776	23,577	0.01
France 0.10% 25/07/2036	FR	EUR	18,980	23,430	0.01
US Treasury 1.125% 15/05/2040	US	USD	26,418	21,648	0.01
US Treasury 0.375% 30/09/2027	US	USD	23,782	20,075	0.01
Sweden Inflation Linked Bond 0.125% 01/12/2027	SE	SEK	161,329	18,472	0.01
US Treasury 0.375% 31/03/2022	US	USD	18,408	15,853	0.01
France 0.10% 01/03/2025	FR	EUR	12,811	13,933	0.01
US Treasury 1.125% 15/08/2040	US	USD	16,436	13,423	0.01
US Treasury 0.125% 30/09/2022	US	USD	15,482	13,284	0.01
US Treasury 0.50% 30/06/2027	US	USD	14,348	12,240	0.01
US Treasury 0.125% 15/10/2023	US	USD	9,713	8,321	0.00
Australia 0.75% 21/11/2027	AU	AUD	10,819	7,572	0.00
Australia 1.25% 21/05/2032	AU	AUD	10,026	6,264	0.00
Australia 2.75% 21/11/2029	AU	AUD	8,645	6,135	0.00
Canada Real Return Bond 4.00% 01/12/2031	CA	CAD	3,796	5,572	0.00

현재 투자종목 명세서서 2020년 10월 31일

	국가 코드	CCY	주식 또는 명목	시장 가격 EUR순	% 자산
Indonesia 4.875% 05/05/2021 Reg S	ID	USD	5,670	4,976	0.00
US Treasury 0.50% 31/08/2027	US	USD	5,292	4,508	0.00
UK Treasury Inflation Linked 0.125% 22/03/2026	GB	GBP	2,942	4,397	0.00
Sri Lanka 7.55% 28/03/2030 Reg S	LK	USD	9,261	4,365	0.00
Sri Lanka 7.85% 14/03/2029 Reg S	LK	USD	9,157	4,322	0.00
Sri Lanka 6.20% 11/05/2027 Reg S	LK	USD	7,767	3,600	0.00
US Treasury 0.25% 30/09/2025	US	USD	3,986	3,401	0.00
Sri Lanka 6.85% 14/03/2024 Reg S	LK	USD	3,137	1,535	0.00
UK Treasury 5.00% 07/03/2025	GB	GBP	474	644	0.00
Sri Lanka 6.35% 28/06/2024 Reg S	LK	USD	1,120	550	0.00
				26,085,128	10.77
폐쇄형 펀드					
Oakley Capital Investments Fund	BM	GBP	34,949	98,901	0.04
Gemfields Group	GB	ZAR	232,903	15,388	0.01
				114,289	0.05
개방형 펀드					
Fidelity ILF - The Euro Fund - A-ACC-EUR	IE	EUR	246	3,382,654	1.40
Fidelity ILF - The US Dollar Fund - A-ACC-USD	IE	USD	83	1,292,309	0.53
				4,674,963	1.93
주식 연계 채권					
HSBC (Hangzhou Hikvision Digital (A)) ELN 08/2021	CN	USD	5,115	29,505	0.01
HSBC (Kweichow Moutai (A)) ELN 12/04/2024	CN	USD	112	23,913	0.01
BNP (Shenzhen YUTO Pkg Tech (A)) ELN 30/07/2021	CN	USD	6,181	23,476	0.01
UBS (Focus Media Info. Tech (A)) ELN 10/03/2021	CN	USD	14,155	16,977	0.01
HSBC (Focus Media Info. Tech (A)) ELN 10/03/2021	CN	USD	6,381	7,653	0.00
HSBC (China Nat'l. Accord Med (A)) ELN 15/10/2021	CN	USD	1,144	7,301	0.00
HSBC (Weichai Power (A)) ELN 07/05/2021	CN	USD	3,472	6,739	0.00
HSBC (China (S) Publish & Med (A)) ELN 23/11/2022	CN	USD	3,188	4,292	0.00
HSBC (Wuhu Sanqi IA Ent (A)) ELN 16/09/2021	CN	USD	164	622	0.00
				120,478	0.05
커뮤니케이션 서비스					
T-Mobile US	US	USD	10,425	972,021	0.40
Elisa	FI	EUR	5,523	233,288	0.10
Netflix	US	USD	571	232,807	0.10
China Mobile	HK	HKD	40,817	214,290	0.09
Infrastrutture Wireless Italiane	IT	EUR	22,012	204,272	0.08
Bharti Airtel	IN	INR	40,676	204,092	0.08
Verizon Communications 1.85% 18/05/2040	US	EUR	167,767	187,920	0.08
Deutsche Telekom	DE	EUR	9,984	130,487	0.05
Swisscom	CH	CHF	268	117,124	0.05
Telkom	ZA	ZAR	76,064	103,006	0.04
Tele2	SE	SEK	9,913	101,037	0.04
Liberty Global	GB	USD	5,777	91,469	0.04
Verizon Communications	US	USD	1,816	88,704	0.04
Telekomunikasi Indonesia Persero	ID	IDR	382,909	58,162	0.02
Safaricom	KE	KES	223,607	54,421	0.02
Sea ADR	SG	USD	348	47,220	0.02
Singapore Telecommunications	SG	SGD	35,183	44,919	0.02
Advanced Info Service	TH	THB	9,354	44,414	0.02
Vodafone Group 6.25% VRN 03/10/2078	GB	USD	45,264	42,009	0.02
NOS SGPS	PT	EUR	14,040	41,390	0.02
HKBN	HK	HKD	20,669	30,695	0.01
Verizon Communications 4.812% 15/03/2039	US	USD	26,418	29,490	0.01
Pebble Group	GB	GBP	35,573	28,084	0.01
AT&T 1.30% 05/09/2023	US	EUR	27,011	28,004	0.01
Converge ICT Solutions	PH	PHP	96,503	25,294	0.01
LG Uplus	KR	KRW	2,809	23,598	0.01
CK Hutchison Group Telecom 1.50% 17/10/2031	LU	EUR	20,548	21,834	0.01
Sarana Menara Nusantara	ID	IDR	355,035	20,411	0.01
SoftBank Group	JP	JPY	360	20,169	0.01
Cellnex Telecom 1.875% 26/06/2029	ES	EUR	18,492	18,879	0.01
Bilibili ADR	CN	USD	486	18,743	0.01
Globe Telecom	PH	PHP	421	15,141	0.01
TIME dotCom	MY	MYR	5,499	14,626	0.01
XL Axiata	ID	IDR	119,381	14,003	0.01
Orange 0.50% 15/01/2022 EMTN	FR	EUR	13,506	13,630	0.01
Cellnex Telecom 0.50% 05/07/2028	ES	EUR	9,280	12,860	0.01
Netflix 3.625% 15/06/2030 Reg S	US	EUR	11,382	12,446	0.01
Daiichikosho	JP	JPY	335	9,835	0.00
China Unicom	HK	HKD	18,495	9,768	0.00
Telstra	AU	AUD	5,232	8,453	0.00
SoftBank Group 5.125% 19/09/2027	JP	USD	7,487	6,507	0.00
AT&T 4.50% 15/05/2035	US	USD	5,812	5,833	0.00
SoftBank Group 6.00% VRN (Perpetual)	JP	USD	6,423	5,119	0.00
AT&T 3.65% 01/06/2051	US	USD	4,766	4,007	0.00
Bharti Airtel 1.50% 17/02/2025 Reg S	IN	USD	3,734	3,547	0.00
Walt Disney 2.20% 13/01/2028	US	USD	3,912	3,515	0.00
Netflix 4.625% 15/05/2029	US	EUR	2,876	3,351	0.00
AT&T 4.35% 01/03/2029	US	USD	3,287	3,286	0.00
UPCB Finance IV 4.00% 15/01/2027 Reg S	KY	EUR	2,958	2,995	0.00
Axiata SPV5 3.064% 19/08/2050 EMTN	MY	USD	2,925	2,411	0.00
Dr Peng Holding HongKong 7.55% 01/12/2021	HK	USD	3,759	2,234	0.00
SoftBank Group 6.125% 20/04/2025	JP	USD	1,273	1,169	0.00
SoftBank Group 6.25% 15/04/2028	JP	USD	1,078	1,006	0.00
				3,633,995	1.50

증권 자격 취득 또는 기타 통제 된 시장 에서 죽음을 맞게

	국가 코드	CCY	주식 또는 명목	시장 가격 EUR순	% 자산
에너지					
Petroleo Brasileiro	BR	BRL	58,834	167,475	0.07
Petroleo Brasileiro (Pref'd)	BR	BRL	28,553	81,235	0.03
Cheniere Energy	US	USD	1,232	50,142	0.02
Lukoil ADR	RU	USD	753	32,985	0.01
Diamondback Energy 3.50% 01/12/2029	US	USD	31,523	26,953	0.01
Gazprom ADR	RU	USD	8,043	26,442	0.01
Kommunalbanken 0.875% 12/03/2025 144A	NO	USD	24,653	21,471	0.01
Tengizchevroil Finance 2.625% 15/08/2025 Reg S	BM	USD	22,455	19,373	0.01
Aker BP 4.00% 15/01/2031 144A	NO	USD	16,370	13,778	0.01
Energy Transfer Operating 5.80% 15/06/2038	US	USD	10,567	9,269	0.00
Eni 4.75% 12/09/2028	IT	USD	7,077	7,091	0.00
Diamondback Energy 5.375% 31/05/2025	US	USD	6,829	6,064	0.00
Aker BP 2.875% 15/01/2026 144A	NO	USD	6,193	5,269	0.00
Diamondback Energy 3.25% 01/12/2026	US	USD	4,807	4,240	0.00
Diamondback Energy 2.875% 01/12/2024	US	USD	3,862	3,359	0.00
Aker BP 5.875% 31/03/2025 144A	NO	USD	2,663	2,362	0.00
Eni 4.00% 12/09/2023 Reg S	IT	USD	2,237	2,078	0.00
				479,586	0.20
유틸리티					
Endesa	ES	EUR	17,864	411,041	0.17
Iberdrola	ES	EUR	23,680	239,755	0.10
Enagas	ES	EUR	5,498	101,875	0.04
Red Electrica	ES	EUR	4,410	66,702	0.03
APT Pipelines 4.25% 15/07/2027 Reg S	AU	USD	23,776	22,916	0.01
Greenko Dutch 5.25% 24/07/2024 Reg S	NL	USD	18,881	16,678	0.01
Exelon Generation 5.60% 15/06/2042	US	USD	11,888	11,565	0.00
Exelon 4.70% 15/04/2050	US	USD	10,567	11,465	0.00
AES Gener 7.125% VRN 26/03/2079 Reg S	CL	USD	5,104	4,548	0.00
				886,545	0.37
소재					
Grupo Mexico	MX	MXN	95,522	232,758	0.10
Magnitogorsk Iron & Steel Works GDR	RU	USD	20,430	107,668	0.04
PhosAgro GDR	RU	USD	10,381	102,650	0.04
Vidrala	ES	EUR	933	76,489	0.03
Novolipetsk Steel GDR	RU	USD	3,132	62,485	0.03
Bradespar (Pref'd)	BR	BRL	8,110	56,778	0.02
Glencore Funding 2.50% 01/09/2030 144A	US	USD	22,089	18,430	0.01
Votorantim 7.25% 05/04/2041 Reg S	LU	USD	5,944	6,531	0.00
Vidrala (BR) RTS 05/11/2020	ES	EUR	956	3,916	0.00
				667,705	0.28
산업재					
Ferrovial	ES	EUR	23,551	437,461	0.18
Cia de Locacao das Americas	BR	BRL	38,301	146,171	0.06
Ryanair Holdings	IE	EUR	9,192	108,691	0.04
Rumo	BR	BRL	34,761	94,371	0.04
Grupo Aeroportuario del Pacifico	MX	MXN	10,437	73,753	0.03
Irish Continental Group	IE	EUR	22,257	69,886	0.03
Applus Services	ES	EUR	8,587	57,746	0.02
Alfa	MX	MXN	69,821	39,559	0.02
Localiza Rent a Car	BR	BRL	3,052	28,009	0.01
Tegma Gestao Logistica	BR	BRL	8,755	27,646	0.01
Promotora y Operadora de Infraestructura	MX	MXN	3,662	20,725	0.01
Delta Air Lines 7.00% 01/05/2025 144A	US	USD	21,134	19,806	0.01
Grupo Aeroportuario del Sureste (B)	MX	MXN	1,923	18,862	0.01
Aleatica	MX	MXN	18,793	15,846	0.01
Vietnam Engine & Argicultural Machinery	VN	VND	9,609	15,013	0.01
Viettel Post Joint Stock	VN	VND	3,747	14,983	0.01
Delta Air lines 4.50% 20/10/2025 144A	SU	USD	15,473	13,458	0.01
Avolon Holdings Funding 2.875% 15/02/2025 144A	KY	USD	10,567	8,565	0.00
Delta Air lines 4.75% 20/10/2028 144A	SU	USD	3,769	3,303	0.00
Ashtead Capital 4.00% 01/05/2028 144A	US	USD	3,038	2,725	0.00
Hokkaido Chuo Bus	JP	JPY	6	166	0.00
				1,216,745	0.50
정보 기술					
Mail.Ru Group GDR	RU	USD	5,592	126,006	0.05
Amadeus IT Group	ES	EUR	1,085	44,469	0.02
Dell International 8.10% 15/07/2036 144A	US	USD	20,078	23,326	0.01
Alphabet 2.05% 15/08/2050	US	USD	26,418	20,632	0.01
Microsoft 2.525% 01/06/2050	US	USD	21,663	18,953	0.01
Adevinta 2.625% 15/11/2025 Reg S	NO	EUR	16,459	16,455	0.01

현재 투자종목 명세서서 2020년 10월 31일

	국가 코드	CCY	주식 또는 명목	시장 가격 EUR순	% 자산
Adevinta 3.00% 15/11/2027 Reg S	NO	EUR	15,244	15,402	0.01
Microsoft 2.675% 01/06/2060	US	USD	16,088	14,148	0.01
Taiwan Union Technology	TW	TWD	4,327	12,383	0.01
Hewlett Packard Enterprise 4.65% 01/10/2024	US	USD	12,025	11,661	0.00
Microsoft 2.40% 08/08/2026	US	USD	11,505	10,729	0.00
Apple 2.75% 13/01/2025	US	USD	10,141	9,421	0.00
Fiserv 1.625% 01/07/2030	US	EUR	6,869	7,467	0.00
Cree 1.75% 01/05/2026	US	USD	5,752	7,444	0.00
Apple 3.85% 04/08/2046	US	USD	5,812	6,132	0.00
Envestnet 0.75% 15/08/2025	US	USD	6,122	5,280	0.00
Science Applications Intl. 4.875% 01/04/2028 144A	US	USD	1,644	1,480	0.00
				351,388	0.15
소비재					
Industria de Diseno Textil	ES	EUR	23,573	499,505	0.21
Lojas Americanas (Pref'd)	BR	BRL	27,761	97,595	0.04
Petrobras Distribuidora	BR	BRL	29,059	83,500	0.03
B2W Companhia Global	BR	BRL	5,688	65,228	0.03
Grupo SBF	BR	BRL	16,899	58,801	0.02
Glenveagh Properties	IE	EUR	63,678	46,804	0.02
Dalata Hotel Group	IE	EUR	17,766	42,994	0.02
Pet Center Comercio e Participacoes	BR	BRL	15,281	40,937	0.02
Applegreen	IE	EUR	13,738	39,016	0.02
Lojas Renner	BR	BRL	6,753	38,265	0.02
Vivara Participacoes	BR	BRL	10,059	33,241	0.01
Charter Communications 6.834% 23/10/2055	US	USD	19,618	23,850	0.01
Charter Communications 5.75% 01/04/2048	US	USD	19,031	20,491	0.01
Charter Communications 6.484% 23/10/2045	US	USD	15,901	18,488	0.01
Booking Holdings 4.625% 13/04/2030	US	USD	15,851	16,142	0.01
Wynn Macau 5.125% 15/12/2029 Reg S	KY	USD	19,381	15,426	0.01
Lennar 5.00% 15/06/2027	US	USD	14,069	13,827	0.01
Intercontinental Hotel Grp. 1.625% 08/10/2024 EMTN	GB	EUR	13,554	13,534	0.01
Lennar 5.375% 01/10/2022	US	USD	13,929	12,775	0.01
Melco Resorts Finance 5.625% 17/07/2027 Reg S	KY	USD	14,332	12,516	0.01
Expedia Group 4.625% 01/08/2027 144A	US	USD	11,730	10,572	0.00
Expedia Group 3.60% 15/12/2023 144A	US	USD	11,730	10,360	0.00
Marriott International 3.125% 15/06/2026	US	USD	8,218	7,082	0.00
Volkswagen Group 4.625% 13/11/2025 Reg S	US	USD	6,410	6,369	0.00
Hilton Domestic Operating 4.875% 15/01/2030	US	USD	7,149	6,325	0.00
Marriott International 4.625% 15/06/2030	US	USD	5,795	5,316	0.00
Sands China 3.80% 08/01/2026 Reg S	KY	USD	5,019	4,424	0.00
Lennar 5.25% 01/06/2026	US	USD	3,041	2,972	0.00
				1,246,355	0.51
소비재					
JBS	BR	BRL	35,637	103,310	0.04
X5 Retail Group GDR	RU	USD	2,928	88,321	0.04
Cia Brasileira de Distribuicao	BR	BRL	6,081	56,551	0.02
Keurig Dr Pepper 4.985% 25/05/2038	US	USD	22,191	24,492	0.01
Quang Ngai Sugar	VN	VND	16,031	18,874	0.01
Mars 4.20% 01/04/2059 144A	US	USD	9,104	10,029	0.00
Lamb Weston Holdings 4.625% 01/11/2024 144A	US	USD	10,765	9,564	0.00
Keurig Dr Pepper 5.085% 25/05/2048	US	USD	8,218	9,455	0.00
Barry Callebaut Services 5.50% 15/06/2023 144A	BE	USD	8,218	7,600	0.00
Barry Callebaut Services 5.50% 15/06/2023 Reg S	BE	USD	2,265	2,095	0.00
Lamb Westton Holdings 4.875% 15/05/2028 144A	US	USD	1,438	1,340	0.00
				331,631	0.14
건강					
Notre Dame Intermedica Participacoes	BR	BRL	12,881	127,962	0.05
Hapvida Participacoes e Investimentos	BR	BRL	11,884	116,074	0.05
Grifols	ES	EUR	1,862	43,168	0.02
Danaher 1.70% 30/03/2024	US	EUR	27,011	28,633	0.01
AbbVie 2.30% 21/11/2022 144A	US	USD	23,708	21,089	0.01
Takeda Pharmaceutical 3.025% 09/07/2040	JP	USD	18,936	16,689	0.01
Royalty Pharma 3.30% 02/09/2040 144A	GB	USD	17,964	15,220	0.01
Royalty Pharma 0.75% 02/09/2023 144A	GB	USD	14,504	12,453	0.01
Bristol-Myers Squibb 4.35% 15/11/2047	US	USD	10,567	11,615	0.00
Royalty Pharma 1.20% 02/09/2025 144A	GB	USD	11,751	10,047	0.00
Bayer US Finance 4.70% 15/07/2064 144A	US	USD	9,515	9,217	0.00
AbbVie 2.95% 21/11/2026 144A	US	USD	9,697	9,096	0.00
Nutrition 1.23% 01/10/2025 144A	US	USD	9,587	8,245	0.00
AstraZeneca 1.375% 06/08/2030	GB	USD	9,775	8,125	0.00
Bayer US Finance II 4.25% 15/12/2025 144A	US	USD	8,136	7,944	0.00
Centene 5.375% 01/06/2026 144A	US	USD	8,218	7,431	0.00
Nutritio & Bioscience 1.832% 15/10/2027 144A	US	USD	8,402	7,234	0.00
Roche Holdings 4.00% 28/11/2044 144A	US	USD	6,340	7,084	0.00
Royalty Pharma 3.55% 02/09/2050 144A	GB	USD	8,423	6,951	0.00
Bayer US Finance II 4.625% 25/06/2038 144A	US	USD	6,340	6,377	0.00
Korian RTS 26/10/2020	FR	EUR	2,202	5,484	0.00
Nutrition & Bioscience 3.268% 15/11/2040 144A	US	USD	5,887	5,195	0.00
Royalty Pharma 1.75% 02/09/2027 144A	GB	USD	5,785	4,943	0.00
Mylan 3.75% 15/12/2020	NL	USD	5,246	4,509	0.00
AbbVie 3.20% 21/11/2029 144A	US	USD	4,227	3,984	0.00
Teva Pharmaceutical Fin. 6.75% 01/03/2028	NL	USD	3,821	3,451	0.00
				508,220	0.21
금융					
Grupo Financiero Banorte	MX	MXN	79,910	301,527	0.12
TCS Group Holding GDR	CY	USD	12,285	252,022	0.10
B3 SA - Brasil Bolsa Balcao	BR	BRL	24,753	190,152	0.08
Kaspi KZ	KZ	USD	4,201	154,888	0.06
Emirates Wts 03/01/2022	AE	USD	51,794	114,980	0.05
Mapfre 4.375% VRN 31/03/2047	ES	EUR	91,427	102,587	0.04
Bolsa Mexicana de Valores	MX	MXN	49,303	84,677	0.03
UniCredit 7.296% VRN 02/04/2034 Reg S	IT	USD	74,974	74,127	0.03
Nova Ljubljanska Banka GDR	SI	EUR	9,889	64,677	0.03
BBVA 6.00% VRN (Perpetual)	ES	EUR	48,785	48,196	0.02
Intesa Sanpaolo 7.75% VRN (Perpetual)	IT	EUR	37,053	41,515	0.02
Bank Of America 1.197% VRN 24/10/2026 MTN	US	USD	41,253	35,428	0.01
UniCredit 6.625% VRN (Perpetual)	IT	EUR	34,468	34,388	0.01
UBS Group 1.008% VRN 30/07/2024 144A	CH	USD	35,348	30,474	0.01
CaixaBank 6.75% VRN (Perpetual)	ES	EUR	27,044	27,693	0.01
Wells Fargo Bank 2.082% VRN 09/09/2022	US	USD	29,729	25,887	0.01
Bank of America 2.676% VRN 19/06/2041 MTN	US	USD	26,418	22,881	0.01
Nordea Bank 4.625% VRN 13/09/2033 144A	FI	USD	23,512	22,846	0.01
UBS Group 1.364% VRN 30/01/2027 144A	CH	USD	25,475	21,820	0.01
UniCredit 2.20% VRN 22/07/2027 EMTN	IT	EUR	21,134	21,596	0.01
Goldman Sachs Group 4.223% VRN 01/05/2029	US	USD	21,134	21,194	0.01
Willis North America 3.875% 15/09/2049	US	USD	20,964	21,038	0.01
Commerzbank 8.125% 19/09/2023 Reg S	DE	USD	21,134	20,834	0.01
Caixa Geral de Depositos 10.75% VRN (Perpetual)	PT	EUR	19,090	20,498	0.01
Credit Suisse Group 3.869% VRN 12/01/2029 144A	CH	USD	21,134	20,213	0.01
Garfunkelux Holdco 3 7.75% 01/11/2025 Reg S	LU	GBP	17,793	19,478	0.01
Intesa Sanpaolo 2.125% 26/05/2025 EMTN	IT	EUR	17,843	19,045	0.01
Discover Bank 2.70% 06/02/2030	US	USD	21,134	18,963	0.01
Citigroup 2.666% VRN 29/01/2031	US	USD	20,060	18,103	0.01
Bangkok Bank 3.733% VRN 25/09/2034 Reg S	TH	USD	20,165	17,004	0.01
UBS 1.75% 21/04/2022 144A	CH	USD	18,819	16,452	0.01
Willis North America 4.50% 15/09/2028	US	USD	15,154	15,522	0.01
BNP Paribas 3.052% VRN 13/01/2031 144A	FR	USD	16,436	14,966	0.01
Garfunkelux Holdco 3 6.75% 01/11/2025 Reg S	LU	EUR	15,182	14,946	0.01
Mitsubishi UFJ Financial Group 3.777% 02/03/2025	JP	USD	15,322	14,696	0.01
Morgan Stanley 2.699% VRN 22/01/2031 GMTN	US	USD	15,851	14,514	0.01
Park Aerospace Holdings 5.25% 15/08/2022 144A	KY	USD	15,851	14,019	0.01
BBVA 5.875% VRN (Perpetual)	ES	EUR	13,257	13,045	0.01
Bevco Lux Sarl 1.50% 16/09/2027	LU	EUR	12,791	12,960	0.01
Citigroup VRN 2.572% 03/06/2031	US	USD	13,642	12,230	0.01
Banco BPM 6.125% VRN (Perpetual)	IT	EUR	13,257	11,961	0.00
HSBC Holdings 6.375% VRN (Perpetual)	GB	USD	13,257	11,853	0.00
Dresdner Funding Trust I 8.151% 30/06/2031 Reg S	US	USD	8,617	10,851	0.00
UBS Group 3.491% 23/05/2023 Reg S	CH	USD	11,888	10,639	0.00
Wells Fargo & Co 2.393% VRN 02/06/2028 MTN	US	USD	11,710	10,454	0.00
Westpac Banking 4.322% VRN 23/11/2031 GMTN	AU	USD	10,567	10,212	0.00
Truist Bank 0.826% FRN 09/03/2023	US	USD	11,618	10,052	0.00
JPMorgan Chase & Co. 2.956% VRN 13/05/2031	US	USD	10,963	10,026	0.00
Oversea-Chinese Bkg 1.832% VRN 10/09/2030 Reg S	SG	USD	10,963	9,392	0.00
ANZ 2.95% VRN 22/07/2030 Reg S	AU	USD	10,303	9,179	0.00
Morgan Stanley 5.597% VRN 24/03/2051 GMTN	US	USD	6,246	8,127	0.00
Rabobank 4.375% 04/08/2025	NL	USD	8,218	7,984	0.00
CaixaBank 5.875% VRN (Perpetual)	ES	EUR	7,424	7,291	0.00
Goldman Sachs Group 2.00% 27/07/2023 EMTN	US	EUR	6,753	7,129	0.00
Natwest Group 8.625% VRN (Perpetual)	GB	USD	7,954	7,062	0.00
Sumitomo Mitsui Fin. Group 0.465% 30/05/2024 EMTN	JP	EUR	6,869	6,960	0.00
Wells Fargo & Co 5.013% VRN 04/04/2051 MTN	US	USD	5,854	6,823	0.00
Danske Bank 5.375% 12/01/2024 Reg S	DK	USD	6,130	5,912	0.00
Danske Bank 3.001% VRN 20/09/2022 144A	DK	USD	6,647	5,806	0.00
Citigroup 3.887% VRN 10/01/2028	US	USD	5,812	5,634	0.00
BPCE 3.50% 23/10/2027 144A	FR	USD	5,284	4,994	0.00
QBE Insurance Group 5.875% VRN (Perpetual) Reg S	AU	USD	5,303	4,870	0.00
Dresdner Funding Trust I 8.151% 30/06/2031 144A	US	USD	3,447	4,340	0.00
Rabobank 5.25% 04/08/2045	NL	USD	3,287	3,822	0.00
Phoenix Life 7.25% VRN (Perpetual)	GB	GBP	3,301	3,730	0.00
Westpac Banking 5.00% VRN (Perpetual)	AU	USD	3,421	2,976	0.00
MSCI 3.875% 15/02/2031 144A	US	USD	3,287	2,948	0.00
Assicurazioni Generali 6.269% VRN (Perpetual)	IT	GBP	1,856	2,239	0.00
QBE Insurance Group 5.875% VRN (Perpetual) 144A	AU	USD	672	617	0.00
				2,215,964	0.92
부동산					
Fibra Uno Administracion REIT	MX	MXN	130,322	84,519	0.03
Blackstone Property Partners 1.75% 12/03/2029 EMTN	LU	EUR	15,977	16,166	0.01
Blackstone Property Partners 1.40% 06/07/2022 EMTN	LU	EUR	13,506	13,727	0.01
WEA Finance 3.50% 15/06/2029 144A	US	USD	15,851	13,524	0.01

현재 투자종목 명세서서 2020년 10월 31일

	국가 코드	CCY	주식 또는 명목	시장 가격 EUR순	% 자산
Akelius 1.125% 11/01/2029 EMTN	NL	EUR	10,240	10,253	0.00
Mitsui Fudosan 3.65% 20/07/2027 Reg S	JP	USD	9,510	9,104	0.00
Equinix 2.625% 18/11/2024	US	USD	8,662	7,909	0.00
Equinix 3.00% 15/07/2050	US	USD	9,067	7,648	0.00
Agile Group Holdings 5.75% 02/01/2025 Reg S	KY	USD	8,365	7,162	0.00
Equinix 2.15% 15/07/2030	US	USD	8,218	7,103	0.00
Yuzhou Properties 8.375% 30/10/2024	KY	USD	7,469	6,658	0.00
SHK Properties Capital Mks 2.875% 21/01/2030 EMTN	KY	USD	6,410	5,781	0.00
Equinix 2.90% 18/11/2026	US	USD	5,435	5,027	0.00
China Evergrande Group 8.90% 24/05/2021	KY	USD	4,108	3,375	0.00
Yuzhou Properties 8.50% 26/02/2024	KY	USD	2,353	2,105	0.00
				200,061	0.08
정부					
Netherlands 0.00% 29/04/2021	NL	EUR	4,154,418	4,168,568	1.72
Italy 1.70% 01/09/2051	IT	EUR	3,635,472	3,713,371	1.53
European Union 0.00% 04/10/2030 EMTN	SU	EUR	1,220,490	1,265,404	0.52
US Treasury 0.00% 27/11/2020	US	USD	1,200,827	1,030,655	0.43
US Treasury 0.00% 12/11/2020	US	USD	1,199,895	1,029,891	0.43
US Treasury 0.00% 03/12/2020	US	USD	1,199,414	1,029,422	0.43
US Treasury 0.00% 05/11/2020	US	USD	1,199,243	1,029,344	0.43
US Treasury 0.00% 19/11/2020	US	USD	1,199,243	1,029,311	0.43
US Treasury 0.00% 10/12/2020	US	USD	1,199,119	1,029,154	0.43
European Union 0.10% 04/10/2040 EMTN	SU	EUR	925,299	940,296	0.39
US Treasury Infl. Indexed Bonds 0.125% 15/04/2025	US	USD	471,175	427,306	0.18
Italy 2.35% 15/09/2024	IT	EUR	125,741	145,848	0.06
US Treasury Infl. Indexed Bonds 0.25% 15/01/2025	US	USD	126,690	126,442	0.05
Japan Inflation Linked Bond 0.10% 10/03/2029	JP	JPY	9,700,303	79,402	0.03
US Treasury Infl. Indexed Bonds 0.125% 15/10/2024	US	USD	80,664	73,970	0.03
Japan Inflation Linked Bond 0.10% 10/03/2027	JP	JPY	8,161,335	67,778	0.03
Japan 0.10% 10/03/2028	JP	JPY	7,424,727	61,205	0.03
Japan Inflation Linked Bond 0.10% 10/03/2024	JP	JPY	4,080,667	34,728	0.01
Spain Inflation Linked 0.65% 30/11/2027	ES	EUR	18,980	21,854	0.01
Italy 2.55% 15/09/2041	IT	EUR	10,108	16,301	0.01
Japan 0.20% 10/03/2030	JP	JPY	1,708,186	14,081	0.01
Mexico 5.00% 27/04/2051	MX	USD	6,122	6,009	0.00
				17,340,340	7.16
주식 연계 채권					
HSBC (Bupa Arabia For Coop. (A)) ELN 30/09/2021	SA	USD	7,414	194,468	0.08
CITI (Vincom Retail (A)) ELN 19/02/2020	VN	USD	66,644	62,231	0.03
HSBC (Titan Wind Energy Suzhou (A)) ELN 20/07/2021	CN	USD	65,006	59,820	0.02
BNP (Zhejiang Supor Cookware (A)) ELN 24/02/2023	CN	USD	6,442	58,365	0.02
HSBC (Skshu Paint (A)) ELN 21/07/2021	CN	USD	959	18,236	0.01
UBS (Oppein Home Group (A)) ELN 15/06/2021	CN	USD	1,118	17,638	0.01
CITI (Foshan Haitian Flavouring (A)) ELN 19/02/2021	CN	USD	737	15,139	0.01
UBS (Anhui Heli (A)) ELN 21/01/2022	CN	USD	6,477	11,717	0.00
BNP (Focus Media Info (A)) ELN 10/07/2023	CN	USD	5,858	7,026	0.00
HSBC (Beijing Roborock Tech. (A)) ELN 21/09/2021	CN	USD	61	6,374	0.00
UBS (Midea Group (A)) ELN 16/11/2020	CN	USD	268	2,685	0.00
HSBC (Midea Group (A)) ELN 23/11/2020	CN	USD	112	1,120	0.00
HSBC (FPT (A)) ELN 23/11/2021	GB	USD	354	673	0.00
UBS (Midea Group (A)) ELN 21/07/2022	CN	USD	33	328	0.00
				455,820	0.19
커뮤니케이션 서비스					
Euskaltel	ES	EUR	7,681	62,756	0.03
AT&T 3.50% 15/09/2053 Reg S	US	USD	17,351	14,149	0.01
T-Mobile USA 3.60% 15/11/2060 144A	US	USD	12,356	10,455	0.00
T-Mobile USA 3.50% 15/04/2025 144A	US	USD	10,824	10,185	0.00
Netflix 3.625% 15/05/2027 Reg S	US	EUR	7,643	8,283	0.00
T-Mobile USA 4.50% 15/04/2050 144A	US	USD	7,794	7,871	0.00
T-Mobile USA 3.875% 15/04/2030 144A	US	USD	5,917	5,708	0.00
AT&T 3.875% 15/01/2026	US	USD	3,287	3,194	0.00
AT&T 4.90% 15/06/2042	US	USD	3,103	3,144	0.00
				125,745	0.05
목록에 없음					
에너지					
Kalahari Energy*	BW	USD	3,786	0	0.00
				0	0.00
유틸리티					
TXU Europe Funding 7.00% 30/11/2005 (Defaulted)*	GB	EUR	139,789	1	0.00
TXU Eastern Funding 6.45% 15/05/2005 (Defaulted)*	GB	USD	1,438	0	0.00
				1	0.00
소재					
Farmers Bus Perpetual (Pref'd)*	US	USD	3,122	88,585	0.04
FARMERS BU SR F 0% (Pref'd) (Perpetual)*	US	USD	2,107	59,791	0.02
				148,376	0.06
산업재					
Tradeshift Holdings*	US	USD	5,786	29,800	0.01
Blue Skyview 15.758% VRN (Perpetual) (Defaulted)	VG	USD	5,489	1,187	0.00
Jain Int'l Trading 7.125% 01/02/2022 (Defaulted)	NL	USD	3,436	575	0.00
				31,562	0.01
정보 기술					
Innoviz Technology Service*	IL	USD	11,141	80,371	0.03
Sensetime Group*	CN	USD	108,614	32,965	0.01
Bytedance*	CN	USD	608	32,787	0.01
Nuoxi Capital 5.35% 24/01/2023 (Defaulted)	VG	USD	4,519	388	0.00
				146,511	0.06
소비재					
Virgin Media Secured Fin. 4.125% 15/08/2030	GB	GBP	18,161	19,808	0.01
Top Wise Excellence 6.00% 16/03/2020 (Defaulted)	VG	USD	5,265	490	0.00
Tiger Wheels*	ZA	ZAR	17,239	0	0.00
				20,298	0.01
건강					
Grail*	US	USD	866	8,842	0.00
China Animal Healthcare*	BM	HKD	4,322	0	0.00
				8,842	0.00
금융					
Transferwise*	GB	USD	853	91,526	0.04
Transferwise (Pref'd)*	GB	USD	582	62,414	0.03
Tianjin State-OCI. & Management. 1.60% 17/12/2039*	CN	USD	14,096	2,480	0.00
Yihua Overseas Invest. 8.50% 23/10/2020 (Defaulted)	VG	USD	4,033	277	0.00
				156,697	0.06
부동산					
Intu SGS Fin. 3.875% 17/03/2023 EMTN (Defaulted)	GB	GBP	22,455	14,466	0.01
Modernland Overseas Pte 6.95% 13/04/2024	SG	USD	3,585	1,245	0.00
JGC Ventures 10.75% 30/08/2021 (Defaulted)	SG	USD	3,212	1,130	0.00
Intu Debenture 5.562% 31/12/2027 (Defaulted)	GB	GBP	1,091	637	0.00
				17,478	0.01
단주				(19)	(0.00)
총 투자 (비용 EUR 205,781,043)				215,918,000	89.19

	CCY	기본 노출	미실현 이익 / (손실) EUR순	% 자산
차액 거래 계약				
베트남 Tech. & Commercial Joint Stock Bank (MS)	USD	60,431	(3,348)	(0.00)
			(3,348)	(0.00)

	CCY	기본 노출	미실현 이익 / (손실) EUR순	% 자산
신용 디폴트 스왑 (Credit Default Swap)				
매수 보호 Commerzbk 4% 20/12/2025	EUR	986,674	67,304	0.03
매수 보호 Lloyds Bank 4.5% 20/12/2025	EUR	603,689	14,017	0.01
매수 보호 Repsol Int'l Fin 2.25% 20/12/2025	EUR	1,135,162	11,035	0.00
매수 보호 4.375% 20/12/2025	EUR	402,459	10,880	0.00
매수 보호 브라질 4.25% 20/12/2025	USD	27,776	1,355	0.00
매도 보호 CDX NA HY S35 5 년 20/12/202	USD	36,980	1,128	0.00
매수 보호 Munich Re 7.625% 20/12/2020	EUR	8,218	(10)	(0.00)
매수 보호 XL Capital Yank 6.25% 20/12/2020	USD	16,436	(19)	(0.00)
매수 보호 Quest Diagnostic 6.95% 20/06/2021	USD	4,931	(25)	(0.00)
매수 보호 Lincoln National 3.35% 20/12/2025	USD	10,519	(40)	(0.00)
매수 보호 Conocophillips 5.9% 20/06/2022	USD	5,917	(55)	(0.00)
매수 보호 Avnet 4.875% 20/06/2025	USD	8,218	(58)	(0.00)
매수 보호 Avnet 4.875% 20/06/2022	USD	6,081	(61)	(0.00)
매수 보호 Aig International 6.25% 20/12/2025	USD	10,519	(111)	(0.00)
매수 보호 Wells Fargo 3.069% 20/12/2025	USD	12,820	(185)	(0.00)
매수 보호 Dow Chemical 7.375% 20/12/2025	USD	36,158	(459)	(0.00)
매수 보호 Viacomcbs 4.75% 20/12/2025	USD	50,581	(589)	(0.00)
매수 보호 CDX NA HY S35 5 년 20/12/202	USD	29,060	(886)	(0.00)
매수 보호 iTraxx Xover S34 20/12/2025	EUR	34,343	(2,064)	(0.00)

현재 투자종목 명세서서 2020년 10월 31일

	CCY	기본 노출	미실현 이익 / (손실) EUR	% 순자산
매수 보호 일반사항 Motors 4.875% 20/12/2025	USD	29,255	(4,454)	(0.00)
			96,703	0.04

선물환 계약

	기본 노출 EUR	미실현 이익 / (손실) EUR	% 순자산
구입 USD 판매 EUR 에 1.19905 12/11/2020	424,190	12,292	0.01
구입 USD 판매 EUR 에 1.18657 12/11/2020	305,563	5,582	0.00
구입 USD 판매 EUR 에 1.18663 12/11/2020	277,704	5,088	0.00
구입 USD 판매 NOK 에 0.11227 12/11/2020	46,155	3,259	0.00
구입 SEK 판매 EUR 에 10.41988 16/11/2020	457,280	2,741	0.00
구입 EUR 판매 AUD 에 0.60593 12/11/2020	452,606	1,961	0.00
구입 CHF 판매 EUR 에 1.07699 16/11/2020	213,812	1,924	0.00
구입 USD 판매 NOK 에 0.11326 12/11/2020	22,691	1,818	0.00
구입 USD 판매 EUR 에 1.18295 12/11/2020	77,152	1,170	0.00
구입 USD 판매 SEK 에 0.11499 12/11/2020	48,335	1,065	0.00
구입 USD 판매 AUD 에 0.71980 12/11/2020	44,386	1,058	0.00
구입 USD 판매 NOK 에 0.10910 12/11/2020	26,000	1,051	0.00
구입 USD 판매 EUR 에 1.17171 06/11/2020	159,035	898	0.00
구입 USD 판매 EUR 에 1.18193 12/11/2020	56,493	807	0.00
구입 USD 판매 GBP 에 1.31668 12/11/2020	49,333	806	0.00
구입 USD 판매 EUR 에 1.18862 12/11/2020	38,258	766	0.00
구입 USD 판매 CAD 에 0.75930 12/11/2020	60,977	674	0.00
구입 JPY 판매 EUR 에 125.06129 12/11/2020	25,017	662	0.00
구입 USD 판매 SEK 에 0.11393 12/11/2020	50,529	640	0.00
구입 NZD 판매 USD 에 1.53290 12/11/2020	42,170	636	0.00
구입 USD 판매 CAD 에 0.76029 12/11/2020	48,735	603	0.00
구입 USD 판매 GBP 에 1.30466 12/11/2020	84,538	596	0.00
구입 USD 판매 AUD 에 0.72572 12/11/2020	17,322	559	0.00
구입 USD 판매 AUD 에 0.73302 12/11/2020	13,013	555	0.00
구입 USD 판매 EUR 에 1.18495 06/11/2020	30,499	519	0.00
구입 USD 판매 EUR 에 1.16878 03/12/2020	189,752	482	0.00
구입 CAD 판매 USD 에 1.33863 06/11/2020	89,621	474	0.00
구입 USD 판매 EUR 에 1.18412 12/11/2020	27,390	443	0.00
구입 USD 판매 DKK 에 0.15941 12/11/2020	24,185	443	0.00
구입 USD 판매 GBP 에 1.29760 03/12/2020	271,783	400	0.00
구입 USD 판매 EUR 에 1.19143 12/11/2020	17,191	386	0.00
구입 USD 판매 SEK 에 0.11580 12/11/2020	13,072	382	0.00
구입 USD 판매 SEK 에 0.11410 12/11/2020	26,352	372	0.00
구입 USD 판매 EUR 에 1.18738 12/11/2020	18,513	351	0.00
구입 USD 판매 EUR 에 1.17312 12/11/2020	52,250	351	0.00
구입 USD 판매 SEK 에 0.11438 12/11/2020	19,947	332	0.00
구입 USD 판매 AUD 에 0.72481 12/11/2020	10,404	322	0.00
구입 USD 판매 EUR 에 1.19881 12/11/2020	10,938	315	0.00
구입 USD 판매 EUR 에 1.18181 12/11/2020	21,842	310	0.00
구입 USD 판매 EUR 에 1.19298 12/11/2020	11,147	265	0.00
구입 USD 판매 SEK 에 0.11468 12/11/2020	13,224	255	0.00
구입 USD 판매 NOK 에 0.10729 12/11/2020	10,984	254	0.00
구입 USD 판매 GBP 에 1.30368 12/11/2020	39,983	252	0.00
구입 JPY 판매 USD 에 105.67120 06/11/2020	22,962	244	0.00
구입 USD 판매 SEK 에 0.11385 12/11/2020	20,343	242	0.00
구입 USD 판매 EUR 에 1.17686 06/11/2020	23,867	240	0.00
구입 USD 판매 EUR 에 1.17991 06/11/2020	18,663	237	0.00
구입 USD 판매 EUR 에 1.18018 12/11/2020	17,723	227	0.00
구입 USD 판매 EUR 에 1.18276 12/11/2020	14,882	223	0.00
구입 USD 판매 EUR 에 1.18311 12/11/2020	13,980	214	0.00
구입 USD 판매 EUR 에 1.17503 12/11/2020	24,481	205	0.00
구입 USD 판매 EUR 에 1.18706 12/11/2020	10,663	199	0.00
구입 USD 판매 EUR 에 1.17277 12/11/2020	31,012	199	0.00
구입 USD 판매 EUR 에 1.17324 12/11/2020	27,610	189	0.00
구입 USD 판매 EUR 에 1.18429 12/11/2020	11,479	187	0.00
구입 USD 판매 EUR 에 1.19678 12/11/2020	6,861	185	0.00
구입 USD 판매 AUD 에 0.71767 12/11/2020	8,796	183	0.00
구입 GBP 판매 EUR 에 0.91936 12/11/2020	7,899	175	0.00
구입 USD 판매 CAD 에 0.76056 12/11/2020	13,320	170	0.00
구입 USD 판매 CAD 에 0.76014 12/11/2020	13,216	161	0.00
구입 USD 판매 AUD 에 0.71603 12/11/2020	8,716	161	0.00
구입 USD 판매 EUR 에 1.19339 12/11/2020	6,609	159	0.00
구입 USD 판매 CAD 에 0.75290 12/11/2020	62,381	158	0.00
구입 USD 판매 NZD 에 0.66638 12/11/2020	24,415	154	0.00
구입 USD 판매 GBP 에 1.31793 12/11/2020	8,767	152	0.00
구입 JPY 판매 USD 에 105.67820 12/11/2020	13,492	145	0.00
구입 USD 판매 GBP 에 1.30398 12/11/2020	22,125	144	0.00
구입 NZD 판매 USD 에 1.52490 12/11/2020	13,369	131	0.00
구입 USD 판매 EUR 에 1.18166 06/11/2020	9,104	129	0.00
구입 USD 판매 EUR 에 1.17809 12/11/2020	11,433	126	0.00
구입 USD 판매 NOK 에 0.10817 12/11/2020	3,916	124	0.00
구입 USD 판매 EUR 에 1.17604 12/11/2020	13,041	120	0.00
구입 USD 판매 EUR 에 1.19106 12/11/2020	5,396	119	0.00
구입 SEK 판매 USD 에 8.90860 12/11/2020	49,427	113	0.00
구입 USD 판매 SEK 에 0.11390 12/11/2020	8,834	110	0.00
구입 USD 판매 EUR 에 1.18257 12/11/2020	7,377	109	0.00
구입 GBP 판매 EUR 에 0.90746 12/11/2020	11,716	104	0.00
구입 USD 판매 SEK 에 0.11382 12/11/2020	8,863	103	0.00
구입 USD 판매 EUR 에 1.19250 12/11/2020	4,362	102	0.00
구입 CAD 판매 USD 에 1.33809 12/11/2020	20,535	101	0.00
구입 USD 판매 EUR 에 1.17187 06/11/2020	14,568	84	0.00
구입 USD 판매 EUR 에 1.18162 16/11/2020	5,820	81	0.00
구입 JPY 판매 USD 에 105.44390 12/11/2020	8,915	76	0.00
구입 USD 판매 CAD 에 0.75606 12/11/2020	11,014	74	0.00
구입 GBP 판매 USD 에 0.77253 12/11/2020	86,511	72	0.00
구입 USD 판매 EUR 에 1.18349 12/11/2020	4,387	69	0.00
구입 USD 판매 EUR 에 1.17835 12/11/2020	6,183	69	0.00
구입 GBP 판매 EUR 에 0.90829 19/11/2020	7,046	68	0.00
구입 USD 판매 AUD 에 0.70494 12/11/2020	24,888	67	0.00
구입 USD 판매 CAD 에 0.75150 06/11/2020	90,096	61	0.00
구입 JPY 판매 USD 에 105.97211 12/11/2020	4,472	61	0.00
구입 USD 판매 EUR 에 1.18510 12/11/2020	3,540	60	0.00
구입 USD 판매 EUR 에 1.18136 12/11/2020	4,211	58	0.00
구입 USD 판매 EUR 에 1.18081 12/11/2020	4,353	58	0.00
구입 USD 판매 CHF 에 1.10342 12/11/2020	5,353	58	0.00
구입 USD 판매 CAD 에 0.76042 12/11/2020	4,422	55	0.00
구입 CHF 판매 USD 에 0.92171 06/11/2020	8,674	52	0.00
구입 NOK 판매 USD 에 9.54681 12/11/2020	46,104	51	0.00
구입 CNY 판매 USD 에 6.78220 19/01/2021	6,728	50	0.00
구입 USD 판매 GBP 에 1.30993 12/11/2020	4,445	49	0.00
구입 KRW 판매 USD 에 1168.68000 04/01/2021	1,591	46	0.00
구입 USD 판매 GBP 에 1.30282 12/11/2020	7,773	44	0.00
구입 USD 판매 CAD 에 0.76265 12/11/2020	2,197	34	0.00
구입 GBP 판매 USD 에 0.77884 12/11/2020	3,276	30	0.00
구입 SEK 판매 USD 에 9.01063 04/01/2021	1,672	24	0.00
구입 USD 판매 GBP 에 1.30064 12/11/2020	5,928	23	0.00
구입 USD 판매 AUD 에 0.70615 06/11/2020	5,117	23	0.00
구입 JPY 판매 USD 에 105.56800 12/11/2020	2,257	22	0.00
구입 USD 판매 EUR 에 1.17954 16/11/2020	1,583	19	0.00
구입 NZD 판매 USD 에 1.51353 12/11/2020	8,068	18	0.00
구입 JPY 판매 USD 에 105.05114 12/11/2020	3,730	18	0.00
구입 USD 판매 EUR 에 1.17357 16/11/2020	1,788	13	0.00
구입 USD 판매 EUR 에 1.17260 16/11/2020	1,761	11	0.00
구입 JPY 판매 USD 에 104.91992 12/11/2020	2,987	10	0.00
구입 EUR 판매 GBP 에 1.11282 12/11/2020	9,925	9	0.00
구입 USD 판매 GBP 에 1.29635 06/11/2020	11,750	8	0.00
구입 USD 판매 CHF 에 1.09256 06/11/2020	8,727	8	0.00
구입 USD 판매 CAD 에 0.75137 12/11/2020	13,471	7	0.00
구입 USD 판매 EUR 에 1.16568 12/11/2020	16,782	6	0.00
구입 SGD 판매 USD 에 1.37102 04/01/2021	1,579	6	0.00
구입 USD 판매 EUR 에 1.16537 12/11/2020	40,955	3	0.00
구입 GBP 판매 USD 에 0.77252 12/11/2020	3,680	3	0.00
구입 USD 판매 EUR 에 1.16547 12/11/2020	10,856	2	0.00
구입 USD 판매 JPY 에 0.00956 06/11/2020	23,206	1	0.00
구입 JPY 판매 USD 에 104.52440 03/12/2020	23,214	(1)	(0.00)
구입 USD 판매 GBP 에 1.29523 12/11/2020	8,954	(2)	(0.00)
구입 USD 판매 GBP 에 1.29520 06/11/2020	7,914	(2)	(0.00)
구입 PLN 판매 USD 에 3.80446 12/11/2020	74	(3)	(0.00)
구입 PLN 판매 USD 에 3.88560 12/11/2020	200	(4)	(0.00)
구입 PLN 판매 USD 에 3.87827 12/11/2020	182	(4)	(0.00)
구입 EUR 판매 USD 에 0.85601 16/11/2020	1,668	(4)	(0.00)
구입 EUR 판매 USD 에 0.85446 04/01/2021	1,613	(5)	(0.00)
구입 JPY 판매 USD 에 104.52800 12/11/2020	24,679	(6)	(0.00)
구입 CHF 판매 USD 에 0.91457 03/12/2020	8,742	(8)	(0.00)
구입 USD 판매 JPY 에 0.00954 12/11/2020	3,864	(9)	(0.00)
구입 GBP 판매 USD 에 0.77085 12/11/2020	6,712	(9)	(0.00)
구입 EUR 판매 USD 에 0.85197 16/11/2020	1,537	(11)	(0.00)
구입 CAD 판매 USD 에 1.33115 12/11/2020	37,958	(12)	(0.00)
구입 USD 판매 GBP 에 1.29461 03/12/2020	17,475	(15)	(0.00)
구입 USD 판매 GBP 에 1.29104 12/11/2020	4,538	(16)	(0.00)
구입 GBP 판매 USD 에 0.76756 12/11/2020	3,095	(17)	(0.00)
구입 USD 판매 JPY 에 0.00948 12/11/2020	2,248	(21)	(0.00)
구입 USD 판매 SEK 에 0.11214 12/11/2020	6,724	(22)	(0.00)
구입 PLN 판매 USD 에 3.69688 12/11/2020	327	(22)	(0.00)
구입 EUR 판매 USD 에 0.85007 16/11/2020	2,338	(22)	(0.00)
구입 AUD 판매 USD 에 1.41594 03/12/2020	5,141	(23)	(0.00)
구입 CHF 판매 USD 에 0.90844 12/11/2020	2,876	(24)	(0.00)
구입 CAD 판매 USD 에 1.32630 12/11/2020	6,718	(27)	(0.00)
구입 EUR 판매 USD 에 0.85104 12/11/2020	3,781	(31)	(0.00)
구입 EUR 판매 USD 에 0.84759 16/11/2020	2,621	(32)	(0.00)
구입 USD 판매 GBP 에 1.28873 12/11/2020	6,249	(33)	(0.00)
구입 GBP 판매 USD 에 0.76809 06/11/2020	6,601	(33)	(0.00)
구입 GBP 판매 USD 에 0.76604 12/11/2020	4,468	(34)	(0.00)
구입 CAD 판매 USD 에 1.32935 12/11/2020	20,279	(34)	(0.00)
구입 AUD 판매 USD 에 1.39789 12/11/2020	2,238	(39)	(0.00)
구입 GBP 판매 USD 에 0.76506 12/11/2020	4,516	(40)	(0.00)
구입 EUR 판매 USD 에 0.84988 12/11/2020	4,229	(41)	(0.00)
구입 EUR 판매 GBP 에 1.10852 12/11/2020	15,048	(44)	(0.00)
구입 GBP 판매 USD 에 0.76815 06/11/2020	9,263	(45)	(0.00)
구입 EUR 판매 USD 에 0.84402 12/11/2020	2,866	(47)	(0.00)
구입 EUR 판매 USD 에 0.85233 12/11/2020	7,167	(49)	(0.00)

현재 투자종목 명세서서 2020년 10월 31일

	기본 노출 EUR	미실현 이익 / (손실) EUR	% 순자산
구입 CAD 판매 USD 에 1.31469 12/11/2020	4,042	(51)	(0.00)
구입 EUR 판매 USD 에 0.85474 12/11/2020	14,096	(56)	(0.00)
구입 SEK 판매 USD 에 8.85490 12/11/2020	15,725	(59)	(0.00)
구입 EUR 판매 USD 에 0.84675 12/11/2020	4,489	(60)	(0.00)
구입 CAD 판매 USD 에 1.33058 03/12/2020	90,164	(61)	(0.00)
구입 AUD 판매 USD 에 1.40400 06/11/2020	5,184	(67)	(0.00)
구입 EUR 판매 USD 에 0.85401 12/11/2020	14,967	(72)	(0.00)
구입 NZD 판매 USD 에 1.50270 12/11/2020	18,535	(91)	(0.00)
구입 EUR 판매 USD 에 0.84639 12/11/2020	7,114	(98)	(0.00)
구입 EUR 판매 GBP 에 1.09721 12/11/2020	7,582	(99)	(0.00)
구입 CAD 판매 USD 에 1.30102 12/11/2020	4,494	(103)	(0.00)
구입 USD 판매 NZD 에 0.65702 12/11/2020	13,674	(107)	(0.00)
구입 PLN 판매 USD 에 3.72271 12/11/2020	1,880	(112)	(0.00)
구입 EUR 판매 USD 에 0.84454 12/11/2020	7,816	(124)	(0.00)
구입 EUR 판매 USD 에 0.83583 12/11/2020	4,793	(125)	(0.00)
구입 AUD 판매 USD 에 1.39639 12/11/2020	6,883	(126)	(0.00)
구입 USD 판매 GBP 에 1.28036 12/11/2020	11,382	(133)	(0.00)
구입 NOK 판매 USD 에 9.43940 12/11/2020	13,450	(137)	(0.00)
구입 EUR 판매 USD 에 0.85607 12/11/2020	58,154	(142)	(0.00)
구입 USD 판매 GBP 에 1.28638 12/11/2020	20,240	(143)	(0.00)
구입 GBP 판매 USD 에 0.74527 12/11/2020	4,346	(150)	(0.00)
구입 USD 판매 CAD 에 0.74801 12/11/2020	38,114	(152)	(0.00)
구입 EUR 판매 GBP 에 1.10529 12/11/2020	26,874	(157)	(0.00)
구입 GBP 판매 USD 에 0.76351 12/11/2020	15,548	(169)	(0.00)
구입 EUR 판매 USD 에 0.84628 06/11/2020	12,239	(171)	(0.00)
구입 EUR 판매 USD 에 0.83660 12/11/2020	7,197	(181)	(0.00)
구입 EUR 판매 USD 에 0.85279 06/11/2020	30,020	(192)	(0.00)
구입 EUR 판매 USD 에 0.84617 12/11/2020	13,846	(193)	(0.00)
구입 EUR 판매 USD 에 0.84372 12/11/2020	12,048	(203)	(0.00)
구입 EUR 판매 USD 에 0.84703 12/11/2020	15,714	(204)	(0.00)
구입 EUR 판매 USD 에 0.84240 12/11/2020	11,493	(211)	(0.00)
구입 GBP 판매 USD 에 0.76516 12/11/2020	24,576	(214)	(0.00)
구입 EUR 판매 GBP 에 1.10497 12/11/2020	36,525	(223)	(0.00)
구입 EUR 판매 USD 에 0.84583 16/11/2020	16,186	(231)	(0.00)
구입 EUR 판매 USD 에 0.84335 12/11/2020	13,529	(234)	(0.00)
구입 EUR 판매 USD 에 0.84761 12/11/2020	20,556	(253)	(0.00)
구입 EUR 판매 USD 에 0.84284 12/11/2020	14,175	(253)	(0.00)
구입 EUR 판매 GBP 에 1.10962 12/11/2020	133,697	(258)	(0.00)
구입 EUR 판매 USD 에 0.84242 12/11/2020	14,334	(263)	(0.00)
구입 NOK 판매 USD 에 8.97158 12/11/2020	4,461	(264)	(0.00)
구입 SEK 판매 USD 에 8.67080 12/11/2020	11,122	(272)	(0.00)
구입 EUR 판매 USD 에 0.84376 12/11/2020	17,547	(295)	(0.00)
구입 EUR 판매 USD 에 0.84773 06/11/2020	24,501	(301)	(0.00)
구입 CAD 판매 USD 에 1.31821 12/11/2020	32,078	(322)	(0.00)
구입 USD 판매 JPY 에 0.00947 12/11/2020	36,687	(358)	(0.00)
구입 USD 판매 JPY 에 0.00949 12/11/2020	50,880	(371)	(0.00)
구입 GBP 판매 USD 에 0.77078 06/11/2020	272,141	(403)	(0.00)
구입 CAD 판매 USD 에 1.31637 12/11/2020	35,574	(406)	(0.00)
구입 AUD 판매 USD 에 1.40234 12/11/2020	29,196	(412)	(0.00)
구입 AUD 판매 USD 에 1.35490 12/11/2020	8,973	(426)	(0.00)
구입 EUR 판매 USD 에 0.84363 12/11/2020	25,527	(432)	(0.00)
구입 EUR 판매 USD 에 0.83992 12/11/2020	20,321	(432)	(0.00)
구입 NZD 판매 USD 에 1.49108 12/11/2020	35,696	(450)	(0.00)
구입 EUR 판매 USD 에 0.85609 06/11/2020	190,123	(484)	(0.00)
구입 AUD 판매 USD 에 1.38999 12/11/2020	22,231	(507)	(0.00)
구입 EUR 판매 USD 에 0.85226 12/11/2020	76,433	(525)	(0.00)
구입 EUR 판매 JPY 에 0.00803 19/11/2020	25,619	(549)	(0.00)
구입 USD 판매 JPY 에 0.00941 12/11/2020	36,352	(580)	(0.00)
구입 AUD 판매 USD 에 1.38572 12/11/2020	24,751	(638)	(0.00)
구입 NOK 판매 USD 에 8.97703 12/11/2020	11,190	(656)	(0.00)
구입 AUD 판매 USD 에 1.38260 12/11/2020	28,956	(810)	(0.00)
구입 EUR 판매 USD 에 0.84277 12/11/2020	50,737	(910)	(0.00)
구입 NOK 판매 USD 에 8.99863 12/11/2020	22,510	(1,269)	(0.00)
구입 GBP 판매 USD 에 0.75898 12/11/2020	78,566	(1,314)	(0.00)
구입 SEK 판매 USD 에 8.69658 12/11/2020	63,747	(1,375)	(0.00)
구입 EUR 판매 GBP 에 1.10323 19/11/2020	279,356	(2,115)	(0.00)
구입 USD 판매 GBP 에 1.28423 06/11/2020	267,861	(2,324)	(0.00)
구입 NOK 판매 USD 에 9.28964 12/11/2020	98,281	(2,542)	(0.00)
구입 EUR 판매 AUD 에 0.60190 12/11/2020	1,087,202	(2,555)	(0.00)
구입 NOK 판매 EUR 에 10.85198 16/11/2020	161,554	(3,805)	(0.00)
구입 EUR 판매 GBP 에 1.09720 16/11/2020	393,946	(5,139)	(0.00)
구입 EUR 판매 USD 에 0.84324 12/11/2020	621,174	(10,805)	(0.00)
구입 EUR 판매 USD 에 0.84567 19/11/2020	3,746,416	(53,985)	(0.02)
		(42,876)	**(0.02)**

A-ACC 주식 (GBP) (GBP / EUR 헤지)

	기본 노출 EUR	미실현 이익 / (손실) EUR	% 순자산
구입 GBP 판매 EUR 에 0.90629 24/11/2020	41,598	308	0.00
구입 EUR 판매 GBP 에 1.10752 24/11/2020	1,556	(6)	(0.00)
		302	**0.00**

A-ACC 주식 (USD) (USD / EUR 헤지)

	기본 노출 EUR	미실현 이익 / (손실) EUR	% 순자산
구입 USD 판매 EUR 에 1.17137 24/11/2020	48,149	239	0.00
구입 EUR 판매 USD 에 0.85286 24/11/2020	1,716	(10)	(0.00)
		229	**0.00**

선물

	CCY	기본 노출	미실현 이익 / (손실) EUR	% 순자산
Euro-Bund Bond Future 08/12/2020	EUR	14,442,884	80,068	0.03
Euro-Bobl Bond Future 08/12/2020	EUR	2,268,776	4,269	0.00
US Long Bond Future 21/12/2020	USD	(55,736)	1,182	0.00
Long Gilt Bond Future 29/12/2020	GBP	(221,122)	818	0.00
호주 10 년 Bond Future 15/12/2020	AUD	137,226	248	0.00
US Treasury Note 2 Year Bond Future 31/12/2020	USD	29,170	(1)	(0.00)
Japan 10 Year Bond Future 14/12/2020	JPY	(19,668,456)	(68)	(0.00)
Euro-Schatz Bond Future 08/12/2020	EUR	(88,538)	(138)	(0.00)
Canadian 10 Year Bond Future 18/12/2020	CAD	187,402	(249)	(0.00)
US Treasury Note 5 Year Bond Future 31/12/2020	USD	271,281	(493)	(0.00)
US Treasury Note 10 Year Bond Future 21/12/2020	USD	315,146	(1,378)	(0.00)
미국 10 년 Ultra Bond Future 21/12/2020	USD	143,935	(1,509)	(0.00)
US Ultra Bond Future 21/12/2020	USD	89,042	(1,597)	(0.00)
Euro Buxl 30 Year Bond Future 08/12/2020	EUR	(1,351,573)	(15,514)	(0.01)
Euro-BTP Bond Future 08/12/2020	EUR	(4,666,301)	(19,391)	(0.01)
S&P 500 Emini Index Future 18/12/2020	USD	4,026,584	(81,140)	(0.03)
S&P TSX 60 Index Future 17/12/2020	CAD	5,005,821	(162,246)	(0.07)
E-Mini Russ 1000 Index Future 18/12/2020	USD	9,576,615	(274,462)	(0.11)
MSCI Europe Index Future 18/12/2020	EUR	7,677,118	(555,983)	(0.23)
			(1,027,584)	**(0.42)**

금리 스왑

	CCY	기본 노출	미실현 이익 / (손실) EUR	% 순자산
Receive fixed 1.0872% pay float. (6m AUD BB) 27/03/2030	AUD	80,095	1,616	0.00
Receive fixed 0.4123% pay float. (6m CHF LIBOR) 04/06/2028	CHF	15,184	992	0.00
Receive fixed 0.2985% pay float. (6m CHF LIBOR) 31/07/2027	CHF	17,955	964	0.00
Receive fixed 0.9117% pay float. (6m AUD BB) 01/05/2030	AUD	58,078	582	0.00
Receive fixed 0.5323% pay float. (6m CHF LIBOR) 12/11/2028	CHF	6,643	509	0.00
Receive fixed 0.1818% pay float. (6m CHF LIBOR) 04/09/2027	CHF	7,307	339	0.00
Receive fixed 0.8077% pay float. (6m AUD BB) 17/07/2030	AUD	94,709	296	0.00
Receive fixed 0.4098% pay float. (6m CHF LIBOR) 04/04/2028	CHF	4,176	269	0.00
Receive fixed 0.3598% pay float. (3m STIBOR) 26/05/2030	SEK	152,408	122	0.00
Pay fixed -0.008% receive float. (6m JPY LIBOR) 26/05/2030	JPY	1,532,433	66	0.00
Pay fixed 0.5103% receive float. (3m NZ) 13/10/2030	NZD	58,268	18	0.00
Receive fixed -0.34% pay float. (6m CHF LIBOR) 10/08/2030	CHF	1,708	5	0.00
Receive fixed 0.2778% pay float. (3m STIBOR) 10/08/2030	SEK	29,798	(2)	(0.00)
Receive fixed 0.7477% pay float. (6m AUD BB) 07/08/2030	AUD	7,972	(5)	(0.00)
Receive fixed 0.7487% pay float. (6m AUD BB) 06/10/2030	AUD	30,747	(43)	(0.00)
Pay fixed 0.061% receive float. (6m JPY LIBOR) 25/03/2030	JPY	3,621,735	(55)	(0.00)
Pay fixed -0.2458% receive float. (6m EURIBOR) 10/08/2030	EUR	15,943	(57)	(0.00)
Pay fixed 1.2025% receive float. (3m NZ) 19/08/2029	NZD	1,898	(74)	(0.00)
Pay fixed 0.0952% receive float. (6m JPY LIBOR) 16/12/2029	JPY	2,016,799	(90)	(0.00)
Pay fixed -0.2058% receive float. (6m EURIBOR) 09/03/2030	EUR	10,819	(100)	(0.00)
Pay fixed 0.6443% receive float. (3m NZ) 10/08/2030	NZD	14,804	(116)	(0.00)
Receive fixed 0.2253% pay float. (3m STIBOR) 16/03/2030	SEK	395,920	(134)	(0.00)
Receive fixed 0.0085% pay float. (6m JPY LIBOR) 24/06/2029	JPY	6,518,249	(158)	(0.00)
Pay fixed 0.1553% receive float. (6m CHF LIBOR) 11/06/2029	CHF	7,023	(158)	(0.00)
Receive fixed 0.9348% pay float. (3m CDOR) 06/08/2030	CAD	14,425	(166)	(0.00)
Pay fixed 2.415% receive float. (3m NZ) 12/02/2029	NZD	2,278	(219)	(0.00)
Receive fixed 0.0427% pay float. (6m JPY LIBOR) 13/08/2029	JPY	4,674,737	(242)	(0.00)
Pay fixed -0.1898% receive float. (6m EURIBOR) 20/07/2030	EUR	29,419	(275)	(0.00)
Pay fixed 0.1202% receive float. (6m JPY LIBOR) 08/01/2030	JPY	4,409,588	(276)	(0.00)
Pay fixed -0.1298% receive float. (6m EURIBOR) 25/05/2030	EUR	19,929	(317)	(0.00)
Pay fixed 1.3628% receive float. (3m NZ) 21/10/2029	NZD	8,161	(385)	(0.00)
Receive fixed 0.078% pay float. (6m JPY LIBOR) 27/08/2029	JPY	6,486,743	(506)	(0.00)
Pay fixed 1.193% receive float. (3m NZ) 14/10/2029	NZD	16,323	(627)	(0.00)
Pay fixed -0.0298% receive float. (6m EURIBOR) 06/04/2030	EUR	28,470	(741)	(0.00)
Pay fixed 0.5986% receive float. (6m WIBO) 08/06/2025	PLN	568,672	(839)	(0.00)
Pay fixed 0.1047% receive float. (6m EURIBOR) 24/03/2030	EUR	25,623	(1,002)	(0.00)
Pay fixed 0.7323% receive float. (3m NZ) 20/07/2030	NZD	85,409	(1,105)	(0.00)
Pay fixed -0.1578% receive float. (6m EURIBOR) 18/05/2030	EUR	90,913	(1,208)	(0.00)
Pay fixed 0.0857% receive float. (6m EURIBOR) 08/07/2029	EUR	34,164	(1,266)	(0.00)
Pay fixed 0.68% receive float. (6m WIBO) 11/05/2025	PLN	575,247	(1,319)	(0.00)
Pay fixed 0.0317% receive float. (6m EURIBOR) 05/08/2029	EUR	47,070	(1,524)	(0.00)
Pay fixed -0.0133% receive float. (6m EURIBOR) 27/04/2030	EUR	65,291	(1,804)	(0.00)

현재 투자종목 명세서 2020년 10월 31일

	CCY	기본 노출	미실현 이익 / (손실) EUR	% 순자산
Pay fixed 0.5237% receive float. (6m EURIBOR) 06/05/2029	EUR	24,503	(1,851)	(0.00)
Receive fixed 0.97% pay float. (3m CDOR) 16/07/2030	CAD	210,676	(1,918)	(0.00)
Pay fixed 3.241% receive float. (3m NZ) 11/06/2028	NZD	22,017	(2,795)	(0.00)
Pay fixed 0.2982% receive float. (6m EURIBOR) 10/06/2029	EUR	68,517	(3,823)	(0.00)
Pay fixed 2.9% receive float. (3m New Zealand) 08/10/2028	NZD	40,996	(4,740)	(0.00)
Pay fixed 2.36% receive float. (3m New Zealand) 18/03/2029	NZD	51,435	(4,850)	(0.00)
			(29,012)	(0.01)

옵션

	CCY	Contracts	시장 가격 EUR	% 순자산
구입 풋 HSI 지수 22000 29/06/2021	HKD	1	1,613	0.00
구입 풋 HSI 지수 21600 29/06/2021	HKD	1	756	0.00
구입 풋 한국 Kospi 200 지수 285 10/06/2021	KRW	50,169	561	0.00
구입 풋 HSCEI 지수 8300 29/09/2021	HKD	1	431	0.00
구입 풋 한국 KOSPI 200 지수 280 10/06/2021	KRW	24,651	244	0.00
			3,605	0.00

인플레이션 스왑

	CCY	기본 노출	미실현 이익 / (손실) EUR	% 순자산
Receive fixed 1.975% pay float. (US CPI) 15/10/2030	USD	12,162	1	0.00
Receive fixed 1.754% pay float. (US CPI) 03/08/2030	USD	23,010	(652)	(0.00)
Receive fixed 1.778% pay float. (US CPI) 27/07/2030	USD	32,871	(778)	(0.00)
			(1,429)	(0.00)

하룻밤 지수 스왑

	CCY	기본 노출	미실현 이익 / (손실) EUR	% 순자산
Receive fixed 0.1098% pay float. (1d SONIA) 17/09/2030	GBP	95,848	(835)	(0.00)
			(835)	(0.00)

기타 자산 및 부채	27,183,892	11.23
순자산	242,098,482	100.00

지역별 배분

국가	국가 코드	% 순자산
미국	US	22.78
독일	DE	12.45
아일랜드	IE	8.10
영국	GB	6.13
네덜란드	NL	5.36
중국	CN	5.05
일본	JP	4.17
프랑스	FR	2.70
이탈리아	IT	2.50
인도	IN	1.75
스위스	CH	1.63
홍콩	HK	1.52
스웨덴	SE	1.11
스페인	ES	1.08
초 국가	SU	0.99
룩셈부르크	LU	0.97
호주	AU	0.96
한국	KR	0.89
남아프리카 공화국	ZA	0.88
브라질	BR	0.87
덴마크	DK	0.80
핀란드	FI	0.73
대만	TW	0.66
인도네시아	ID	0.59
러시아	RU	0.56
노르웨이	NO	0.53
태국	TH	0.50
싱가포르	SG	0.43
멕시코	MX	0.41
케이맨 제도	KY	0.28
필리핀	PH	0.19
말레이시아	MY	0.13
벨기에	BE	0.12
베트남	VN	0.12
모나코	MC	0.11
키프로스	CY	0.10
Saudi Arabia	SA	0.08
오스트리아	AT	0.08
버진 아일랜드 (영국령)	VG	0.08
아랍 에미리트	AE	0.07
캐나다	CA	0.07
버뮤다	BM	0.07
그리스	GR	0.07
나이지리아	NG	0.07
이스라엘	IL	0.07
아르헨티나	AR	0.07
카자흐스탄	KZ	0.06
포르투갈	PT	0.06
케냐	KE	0.05
체코	CZ	0.04
슬로베니아	SI	0.03
모리셔스	MU	0.02
페루	PE	0.02
터키	TR	0.01
스리랑카	LK	0.01
뉴질랜드	NZ	0.01
칠레	CL	0.00
몽골리아	MN	0.00
보츠와나	BW	0.00
현금 및 기타 순자산		10.83

Fidelity Target™ 2035 (Euro) Fund [4]

현재 투자종목 명세서서 2020년 10월 31일

공인된 주식 또는 공식 증권거래소에서 거래됨

에너지

	국가 코드	CCY	주식 또는 명목	시장 가격 EUR순	% 자산
Reliance Industries	IN	INR	22,134	525,994	0.31
Equinor	NO	NOK	38,092	415,734	0.25
Total	FR	EUR	13,989	361,184	0.21
Royal Dutch Shell (B)	NL	GBP	31,659	327,033	0.19
Repsol International Fin. 4.247% VRN (Perpetual)	NL	EUR	305,551	310,516	0.18
BP Capital Markets 3.625% VRN (Perpetual)	GB	EUR	251,083	258,270	0.15
Eni 3.375% VRN (Perpetual)	IT	EUR	234,371	232,382	0.14
PTT	TH	THB	260,861	222,207	0.13
Lukoil	RU	USD	4,327	189,434	0.11
Marathon Petroleum	US	USD	7,127	174,773	0.10
John Wood Group	GB	GBP	66,780	157,493	0.09
SBM Offshore	NL	EUR	8,359	115,695	0.07
Chevron	US	USD	1,739	102,213	0.06
Tatneft (Pref'd)	RU	USD	17,373	74,489	0.04
CNOOC	CN	HKD	82,826	64,834	0.04
Cairn Energy	GB	GBP	41,146	63,595	0.04
Lundin Energy	SE	SEK	3,399	55,747	0.03
Royal Dutch Shell (A) (NL)	NL	EUR	4,698	51,136	0.03
Galp Energia SGPS	PT	EUR	7,166	49,830	0.03
Gazprom	RU	USD	25,508	42,596	0.03
Diversified Gas & Oil	US	GBP	34,012	42,282	0.03
China Petroleum & Chemical (H)	CN	HKD	122,700	41,062	0.02
Jadestone Energy	SG	GBP	55,723	28,501	0.02
China Shenhua Energy (H)	CN	HKD	18,672	27,761	0.02
Reliance Industries	IN	INR	1,206	16,499	0.01
PetroChina (H)	CN	HKD	55,984	13,471	0.01
Reabold Resources	GB	GBP	1,899,343	12,355	0.01
Kosmos Energy	US	GBP	12,244	11,198	0.01
CGG	FR	EUR	16,479	7,903	0.00
Longboat Energy	GB	GBP	7,600	7,437	0.00
Sinopec Kantons Holdings	HK	HKD	20,932	6,499	0.00
Senex Energy	AU	AUD	21,795	3,881	0.00
Star Petroleum Refining	TH	THB	20,954	3,049	0.00
China Oilfield Services (H)	CN	HKD	5,874	3,041	0.00
Cooper Energy	AU	AUD	12,969	2,463	0.00
				4,022,557	**2.39**

유틸리티

	국가 코드	CCY	주식 또는 명목	시장 가격 EUR순	% 자산
NextEra Energy	US	USD	10,183	644,960	0.38
National Grid	GB	GBP	57,157	584,070	0.35
Enel	IT	EUR	48,521	331,594	0.20
Engie	FR	EUR	25,131	260,984	0.16
Fortum	FI	EUR	9,604	155,111	0.09
American Water Works	US	USD	1,112	144,539	0.09
CMS Energy	US	USD	2,367	129,376	0.08
RWE	DE	EUR	2,500	79,484	0.05
United Utilities Group	GB	GBP	8,122	77,975	0.05
Exelon	US	USD	1,932	66,042	0.04
Italgas	IT	EUR	11,293	56,036	0.03
Inter RAO UES P	RU	USD	646,802	35,584	0.02
Power Grid Corporation of (India)	IN	INR	16,485	32,607	0.02
Tenaga Nasional	MY	MYR	14,011	27,603	0.02
Rubis	FR	EUR	952	26,836	0.02
Mega First	MY	MYR	16,354	23,509	0.01
First Gen	PH	PHP	44,656	22,570	0.01
Cikarang Listrindo	ID	IDR	537,140	18,812	0.01
Guangdong Investment	HK	HKD	10,644	13,549	0.01
China Resources Power Holdings	HK	HKD	14,061	12,561	0.01
West Holdings	JP	JPY	329	9,647	0.01
Innogy Finance 0.75% 30/11/2022 EMTN	NL	EUR	9,417	9,593	0.01
Enel Finance International 0.00% 17/06/2024 EMTN	NL	EUR	9,417	9,456	0.01
PTC India	IN	INR	14,365	7,806	0.00
Huadian Power International (H)	CN	HKD	36,036	7,670	0.00
China Resources Gas Group	HK	HKD	1,858	6,924	0.00
CK Infrastructure Holdings	HK	HKD	1,487	6,019	0.00
Tianjin Development Holdings	HK	HKD	9,163	1,402	0.00
				2,802,319	**1.67**

소재

	국가 코드	CCY	주식 또는 명목	시장 가격 EUR순	% 자산
Air Products and Chemicals	US	USD	2,527	597,374	0.35
Arcelormittal	LU	EUR	31,127	362,694	0.22
BHP Group (UK)	AU	GBP	20,814	344,890	0.20
Vale ADR	BR	USD	29,649	271,025	0.16
FMC	US	USD	2,940	258,781	0.15
Air Liquide	FR	EUR	1,994	250,191	0.15
Endeavour Mining	MC	CAD	10,947	226,578	0.13
Sibanye Stillwater	ZA	ZAR	91,010	225,757	0.13
DuPont de Nemours	US	USD	3,399	165,288	0.10
Impala Platinum Holdings	ZA	ZAR	21,168	159,744	0.09
Celanese	US	USD	1,580	152,498	0.09
Harmony Gold Mining	ZA	ZAR	32,868	138,551	0.08
LafargeHolcim	CH	CHF	3,441	126,827	0.08
DRDGOLD	ZA	ZAR	130,994	122,762	0.07
Anglo American	GB	GBP	5,630	113,387	0.07
Victrex	GB	GBP	5,164	105,939	0.06
Shin-Etsu Chemical	JP	JPY	793	90,962	0.05
Asian Paints	IN	INR	3,488	89,256	0.05
Skshu Paint (A)	CN	CNY	4,488	85,338	0.05
Kenmare Resources	IE	GBP	23,116	74,538	0.04
Lundin Gold	CA	CAD	10,127	71,805	0.04
UltraTech Cement	IN	INR	1,286	68,011	0.04
SIG Combibloc Group	CH	CHF	3,800	67,096	0.04
Synthomer	GB	GBP	14,231	59,687	0.04
African Rainbow Minerals	ZA	ZAR	4,902	58,960	0.04
Fuchs Petrolub (Pref'd)	DE	EUR	1,315	58,104	0.03
Essentra	GB	GBP	19,012	52,131	0.03
Kansai Paint	JP	JPY	2,200	48,731	0.03
Sumitomo Metal Mining	JP	JPY	1,689	45,036	0.03
Huhtamaki	FI	EUR	1,047	43,907	0.03
Siam Cement	TH	THB	4,683	43,477	0.03
Wienerberger	AT	EUR	1,992	43,153	0.03
Verallia	FR	EUR	1,619	38,703	0.02
Rhi Magnesita	AT	GBP	1,350	38,428	0.02
Glencore	CH	GBP	20,252	35,107	0.02
Boliden (B)	SE	SEK	1,384	32,493	0.02
NOF	JP	JPY	857	27,645	0.02
Baoshan Iron & Steel (A)	CN	CNY	38,718	26,524	0.02
Anhui Conch Cement (A)	CN	CNY	3,724	24,326	0.01
Air Water	JP	JPY	1,893	23,236	0.01
Korea Zinc	KR	KRW	77	22,208	0.01
Sumitomo Bakelite	JP	JPY	883	21,447	0.01
Nabaltec	DE	EUR	1,066	21,213	0.01
BHP Group	AU	AUD	1,031	21,107	0.01
ATA IMS	MY	MYR	45,434	19,604	0.01
Nickel Mines	AU	AUD	34,402	18,569	0.01
Scientex	MY	MYR	5,682	13,954	0.01
Fuso Chemical	JP	JPY	461	13,512	0.01
Evolution Mining	AU	AUD	3,958	13,294	0.01
West China Cement	CN	HKD	96,375	12,292	0.01
Fufeng Group	CN	HKD	44,886	12,200	0.01
Merdeka Copper Gold	ID	IDR	105,399	11,283	0.01
Indocement Tunggal Prakarsa (A)	ID	IDR	15,761	11,164	0.01
Jiangxi Copper (H)	CN	HKD	9,717	9,952	0.01
Severstal	RU	USD	798	9,358	0.01
Skshu Paint (A)	CN	CNY	419	7,974	0.00
POSCO	KR	KRW	48	7,544	0.00
TOA Paint Thailand	TH	THB	8,144	7,217	0.00
Beijing Oriental Yuhong Waterproof Technology (A)	CN	CNY	1,374	6,549	0.00
Ivanhoe Mines	CA	CAD	1,973	6,485	0.00
Aluminum Corp of China	CN	HKD	33,192	6,218	0.00
Angang Steel (H)	CN	HKD	23,044	5,805	0.00
Fujimi	JP	JPY	187	5,713	0.00
Lotte Chemical Titan Holding	MY	MYR	12,383	5,323	0.00
Sahamitr Pressure Container	TH	THB	16,682	5,178	0.00
Gold Road Resources	AU	AUD	6,446	5,169	0.00
Shenzhen YUTO Packaging Technology	CN	CNY	1,200	4,558	0.00
Westgold Resources	AU	AUD	2,813	4,391	0.00
PPC	ZA	ZAR	152,796	4,280	0.00
Saracen Mineral Holdings	AU	AUD	1,177	4,005	0.00
Greatview Aseptic Packaging	CN	HKD	10,085	3,707	0.00
Wonik Materials	KR	KRW	140	2,807	0.00
St Barbara	AU	AUD	1,479	2,381	0.00
Blackstone Minerals	AU	AUD	10,774	2,245	0.00
Hansol Chemical	KR	KRW	19	2,075	0.00
Shenzhen YUTO Packaging Technology	CN	CNY	471	1,791	0.00
Baoshan Iron & Steel (A)	CN	CNY	2,515	1,723	0.00
Bardoc Gold	AU	AUD	33,932	1,479	0.00
Musgrave Minerals	AU	AUD	2,979	881	0.00
				5,205,595	**3.09**

산업재

	국가 코드	CCY	주식 또는 명목	시장 가격 EUR순	% 자산
Wolters Kluwer	NL	EUR	10,516	731,716	0.43
Siemens	DE	EUR	6,968	701,628	0.42
Norfolk Southern	US	USD	2,972	526,998	0.31
SKF	SE	SEK	29,318	515,804	0.31
Allison Transmission Holdings	US	USD	15,045	458,318	0.27
Johnson Controls International	US	USD	9,517	341,631	0.20
Epiroc	SE	SEK	26,388	325,123	0.19
TransUnion	US	USD	4,769	323,966	0.19
RELX	GB	EUR	18,266	310,606	0.18
DCC	IE	GBP	5,094	284,576	0.17
Daikin Industries	JP	JPY	1,722	276,676	0.16
MISUMI Group	JP	JPY	10,633	271,188	0.16

* 이사회 결정으로 가격이 책정된 유가증권.
전체 주석 목록은 6페이지에 나와 있습니다.
별첨 재무제표에 대한 주석은 본 재무제표의 중요한 일부입니다. 투자종목 명세서 및 지역별 배분의 순자산 비율은 반올림되었습니다.

현재 투자종목 명세서서 2020년 10월 31일

	국가 코드	CCY	주식 또는 명목	시장 가격 EUR순	% 자산
XPO Logistics	US	USD	3,086	236,560	0.14
FANUC	JP	JPY	1,209	219,698	0.13
Nidec	JP	JPY	2,365	204,890	0.12
Meggitt	GB	GBP	67,362	204,705	0.12
Kansas City Southern	US	USD	1,285	193,208	0.11
Wizz Air Holdings	CH	GBP	5,200	184,684	0.11
Harmonic Drive Systems	JP	JPY	3,243	184,450	0.11
Oshkosh	US	USD	3,134	181,877	0.11
Recruit Holdings	JP	JPY	5,442	177,951	0.11
Daifuku	JP	JPY	1,881	166,507	0.10
Makita	JP	JPY	4,183	158,769	0.09
JB Hunt Transport Services	US	USD	1,522	158,094	0.09
Techtronic Industries	HK	HKD	13,534	156,236	0.09
United Rentals	US	USD	1,023	155,335	0.09
Aalberts	NL	EUR	5,322	153,482	0.09
WW Grainger	US	USD	491	146,969	0.09
ITOCHU	JP	JPY	6,959	143,528	0.09
Casella Waste Systems	US	USD	2,892	136,972	0.08
Sandvik	SE	SEK	8,512	130,270	0.08
SMC	JP	JPY	281	128,520	0.08
FTI Consulting	US	USD	1,452	123,504	0.07
Vinci	FR	EUR	1,785	121,040	0.07
Fortive	US	USD	2,206	116,569	0.07
Flughafen Zuerich	CH	CHF	778	90,093	0.05
Greentown Service Group	CN	HKD	89,835	84,627	0.05
Safran	FR	EUR	860	77,856	0.05
ManpowerGroup	US	USD	1,341	77,578	0.05
Balfour Beatty	GB	GBP	31,392	74,558	0.04
THK	JP	JPY	3,211	73,070	0.04
Airports of Thailand	TH	THB	47,168	66,975	0.04
L3Harris Technologies	US	USD	464	63,232	0.04
DKSH Holding	CH	CHF	1,143	63,153	0.04
Assa Abloy	SE	SEK	3,340	61,601	0.04
Alpha Financial Markets Consulting	GB	GBP	25,419	60,769	0.04
Morgan Advanced Materials	GB	GBP	21,066	58,559	0.03
UT Group	JP	JPY	2,112	56,556	0.03
Inwido	SE	SEK	5,877	53,545	0.03
Controladora Vuela Cia de Aviacion ADR	MX	USD	7,899	53,361	0.03
Varta	DE	EUR	493	53,067	0.03
Inspired Energy	GB	GBP	343,572	48,708	0.03
Yaskawa Electric	JP	JPY	1,419	47,335	0.03
Air Lease	US	USD	1,879	43,962	0.03
Hitachi Construction Machinery	JP	JPY	1,919	40,615	0.02
RELX	GB	GBP	2,380	40,428	0.02
SHO-BOND Holdings	JP	JPY	908	37,640	0.02
Zhuzhou CRRC Times Electric (H)	CN	HKD	13,342	35,248	0.02
Penta-Ocean Construction	JP	JPY	6,448	35,119	0.02
SITC International Holdings	HK	HKD	24,375	32,308	0.02
LISI	FR	EUR	2,163	30,023	0.02
Clarkson	GB	GBP	1,321	29,534	0.02
Simplybiz Group	GB	GBP	18,234	27,979	0.02
Singapore Technologies Engineering	SG	SGD	12,735	27,945	0.02
Siemens Energy	DE	EUR	1,480	27,818	0.02
Sany Heavy Industry (A)	CN	CNY	8,138	27,121	0.02
HeadHunter Group ADR	RU	USD	1,369	27,112	0.02
Arwana Citramulia	ID	IDR	846,735	24,630	0.01
Kerry Logistics Network	HK	HKD	13,572	24,322	0.01
Trusco Nakayama	JP	JPY	1,087	24,084	0.01
Makuake	JP	JPY	241	23,332	0.01
International Container Terminal Services	PH	PHP	11,278	23,001	0.01
COMSYS Holdings	JP	JPY	1,036	22,612	0.01
Grupo Aeroportuario del Sureste ADR (B)	MX	USD	229	22,373	0.01
ZTO Express Cayman ADR	CN	USD	828	20,737	0.01
CKD	JP	JPY	1,439	20,554	0.01
Honeywell International 0.00% 10/03/2024	US	EUR	18,834	18,921	0.01
Raksul	JP	JPY	435	18,218	0.01
LT Group	PH	PHP	84,142	17,220	0.01
Titan Wind Energy Suzhou	CN	CNY	18,602	17,129	0.01
Miura	JP	JPY	381	15,424	0.01
Caverion	FI	EUR	2,737	15,409	0.01
Weichai Power (A)	CN	CNY	7,483	14,525	0.01
Cebu Air	PH	PHP	20,693	14,239	0.01
Ayala	PH	PHP	1,049	14,195	0.01
Sinotruk (Hong Kong)	CN	HKD	6,206	13,615	0.01
Hitachi Transport System	JP	JPY	473	12,887	0.01
Beijing Capital International Airport (H)	CN	HKD	24,471	12,833	0.01
GT Capital Holdings	PH	PHP	1,674	12,763	0.01
Sinotrans (H)	CN	HKD	49,434	12,565	0.01
Senior	GB	GBP	20,549	12,521	0.01
Fuji Electric	JP	JPY	461	11,987	0.01
Daqin Railway (A)	CN	CNY	14,394	11,832	0.01
Kubota	JP	JPY	755	11,264	0.01
Pacific Basin Shipping	HK	HKD	87,973	11,025	0.01
Country Garden Services Holdings	CN	HKD	2,037	11,010	0.01
Kung Long Batteries Industrial	TW	TWD	2,655	10,924	0.01
MonotaRO	JP	JPY	224	10,685	0.01
Titan Wind Energy Suzhou	CN	CNY	10,692	9,839	0.01
Weichai Power (H)	CN	HKD	5,832	9,489	0.01
Siemens Financier 0.125% 05/06/2022 EMTN	NL	EUR	9,417	9,479	0.01
Nihon Flush	JP	JPY	836	9,260	0.01
Guangshen Railway (H)	CN	HKD	59,213	8,467	0.01
Nomura	JP	JPY	1,471	8,164	0.00
Service Stream	AU	AUD	6,492	7,858	0.00
Ushio	JP	JPY	768	7,364	0.00
Rozetta	JP	JPY	441	7,244	0.00
Air China (H)	CN	HKD	12,173	6,757	0.00
Sime Darby	MY	MYR	13,381	6,661	0.00
Nippo	JP	JPY	301	6,651	0.00
Shanghai M&G Stationery	CN	CNY	637	6,572	0.00
Hyundai Mipo Dockyard	KR	KRW	308	6,572	0.00
SBS Transit	SG	SGD	3,654	6,551	0.00
CIMC Enric Holdings	HK	HKD	15,901	6,427	0.00
China Southern Airlines (H)	CN	HKD	14,126	6,346	0.00
Sinopec Engineering Group (H)	CN	HKD	18,620	6,211	0.00
Dynasty Ceramic	TH	THB	93,231	5,904	0.00
Sino-Thai Engineering & Construction	TH	THB	20,769	5,760	0.00
Surya Pertiwi	ID	IDR	237,324	5,555	0.00
Kito	JP	JPY	524	5,552	0.00
Sany Heavy Industry (A)	CN	CNY	1,573	5,241	0.00
Taikisha	JP	JPY	213	4,758	0.00
Muhibbah Engineering	MY	MYR	31,073	4,686	0.00
Raito Kogyo	JP	JPY	371	4,517	0.00
Trellidor Holdings	ZA	ZAR	43,818	3,706	0.00
Techno Smart	JP	JPY	510	3,698	0.00
China State Construction Engineering	CN	CNY	5,549	3,643	0.00
Keppel	SG	SGD	1,295	3,572	0.00
Qingdao Port International	CN	HKD	7,151	3,488	0.00
Nitto Boseki	JP	JPY	110	3,456	0.00
ZTO Express Cayman	CN	HKD	130	3,299	0.00
Nitta	JP	JPY	179	3,238	0.00
Hong Leong Industries	MY	MYR	2,046	3,152	0.00
KEC International	IN	INR	796	2,990	0.00
China Railway Group (H)	CN	HKD	6,645	2,624	0.00
Geumhwa PSC	KR	KRW	120	2,518	0.00
BOC Aviation	SG	HKD	463	2,460	0.00
Cardig Aero Services	ID	IDR	209,597	2,437	0.00
Nippon Road Co	JP	JPY	34	2,127	0.00
NARI Technology	CN	CNY	665	1,773	0.00
Hirano Tecseed/Kinzoku	JP	JPY	122	1,563	0.00
Monalisa Group	CN	CNY	378	1,455	0.00
Koentec	KR	KRW	226	1,451	0.00
Sumitomo Densetsu	JP	JPY	71	1,449	0.00
Anhui Heli Co	CN	CNY	741	1,340	0.00
Weichai Power (A)	CN	CNY	452	877	0.00
China Index Holdings ADR	CN	USD	547	606	0.00
Business Online	TH	THB	3,602	584	0.00
TK Group Holdings	CN	HKD	1,921	490	0.00
Kosaido	JP	JPY	44	223	0.00
				11,222,483	6.67

정보 기술

Microsoft	US	USD	11,069	1,914,273	1.14
Tencent Holdings	CN	HKD	26,281	1,720,046	1.02
Alphabet (A)	US	USD	1,063	1,479,810	0.88
Apple	US	USD	10,821	1,011,200	0.60
Taiwan Semiconductor Manufacturing	TW	TWD	77,752	1,009,240	0.60
Facebook	US	USD	4,192	955,284	0.57
Samsung Electronics	KR	KRW	19,757	852,021	0.51
Visa	US	USD	4,990	772,273	0.46
SAP	DE	EUR	7,957	728,008	0.43
NXP Semiconductors	NL	USD	4,900	563,903	0.34
Salesforce.com	US	USD	2,432	483,021	0.29
Intel	US	USD	12,406	467,985	0.28
Fidelity National Information Services	US	USD	4,356	464,965	0.28
Infosys	IN	INR	36,588	448,677	0.27
Alphabet	US	USD	277	386,878	0.23
Fiserv	US	USD	4,312	349,885	0.21
Qualcomm	US	USD	3,103	328,064	0.19
Keyence	JP	JPY	829	323,334	0.19
Capgemini	FR	EUR	3,220	319,250	0.19
SK Hynix	KR	KRW	4,299	261,683	0.16
Sage Group	GB	GBP	35,658	252,012	0.15
VMware	US	USD	2,184	240,096	0.14
Lam Research	US	USD	799	236,915	0.14
SS&C Technologies Holdings	US	USD	4,456	227,052	0.13
NAVER	KR	KRW	1,029	226,184	0.13
Murata Manufacturing	JP	JPY	3,661	221,256	0.13
Infineon Tech. 2.00% 24/06/2032 EMTN	DE	EUR	189,973	206,432	0.12
IPG Photonics	US	USD	1,256	201,196	0.12
Workday	US	USD	1,106	200,361	0.12

현재 투자종목 명세서서 2020년 10월 31일

	국가 코드	CCY	주식 또는 명목	시장 가격 EUR순	% 자산
SYNNEX	US	USD	1,757	198,089	0.12
Shimadzu	JP	JPY	7,920	194,409	0.12
Tata Consultancy Services	IN	INR	6,087	187,945	0.11
MediaTek	TW	TWD	8,765	179,080	0.11
CDW	US	USD	1,533	160,709	0.10
Oracle	US	USD	3,059	146,951	0.09
TDK	JP	JPY	1,444	145,844	0.09
Tokyo Electron	JP	JPY	621	143,262	0.09
Azbil	JP	JPY	4,004	139,578	0.08
Hamamatsu Photonics KK	JP	JPY	3,134	135,492	0.08
Cognex	US	USD	2,269	128,418	0.08
Micron Technology	US	USD	2,851	121,685	0.07
Infineon Technologies	DE	EUR	5,030	120,219	0.07
Disco	JP	JPY	512	118,631	0.07
Coherent	US	USD	1,067	114,421	0.07
Foxconn Industrial Internet (A)	CN	CNY	64,225	112,578	0.07
Nutanix	US	USD	5,290	110,888	0.07
RingCentral	US	USD	487	106,244	0.06
Samsung SDI	KR	KRW	302	101,928	0.06
Software	DE	EUR	3,123	96,065	0.06
Littelfuse	US	USD	550	94,200	0.06
Applied Materials	US	USD	1,802	91,033	0.05
Entegris	US	USD	1,319	84,961	0.05
Pagseguro Digital	BR	USD	2,646	83,389	0.05
Ciena	US	USD	2,438	82,188	0.05
Infosys ADR	IN	USD	6,577	79,879	0.05
Renesas Electronics	JP	JPY	10,814	76,711	0.05
Cognizant Technology Solutions	US	USD	1,252	76,596	0.05
Rohm	JP	JPY	1,134	74,883	0.04
New Relic	US	USD	1,265	66,405	0.04
Check Point Software Technologies (H)	IL	USD	650	63,673	0.04
Dell Technologies	US	USD	1,238	63,533	0.04
Advanced Energy Industries	US	USD	1,056	61,684	0.04
Yokogawa Electric	JP	JPY	4,874	61,479	0.04
Western Digital	US	USD	1,923	61,163	0.04
SDL	GB	GBP	7,901	60,620	0.04
MKS Instruments	US	USD	639	60,215	0.04
Z Holdings	JP	JPY	9,792	58,649	0.03
Globant	AR	USD	373	57,861	0.03
Aptitude Software Group	GB	GBP	10,746	57,355	0.03
Iriso Electronics	JP	JPY	1,753	57,284	0.03
Justsystems	JP	JPY	1,010	56,778	0.03
SCREEN Holdings	JP	JPY	1,147	53,952	0.03
Citrix Systems	US	USD	532	52,212	0.03
Telefonaktiebolaget LM Ericsson	SE	SEK	5,423	51,991	0.03
Hitachi	JP	JPY	1,701	49,215	0.03
Lenovo Group	CN	HKD	91,014	49,027	0.03
Xilinx	US	USD	484	48,904	0.03
Cisco Systems	US	USD	1,551	47,429	0.03
MasterCard	US	USD	193	46,950	0.03
Dialog Semiconductor	GB	EUR	1,416	46,421	0.03
Baidu ADR	CN	USD	391	44,308	0.03
Autohome ADR	CN	USD	523	42,808	0.03
Amdocs	US	USD	862	41,586	0.02
Taiyo Yuden	JP	JPY	1,309	41,554	0.02
Alten	FR	EUR	591	40,576	0.02
AIXTRON	DE	EUR	4,182	40,461	0.02
Sopra Steria Group	FR	EUR	363	36,993	0.02
Hangzhou Hikvision Digital Technology (A)	CN	CNY	6,203	35,782	0.02
Sansan	JP	JPY	579	32,972	0.02
AAC Technologies Holdings	CN	HKD	6,479	29,234	0.02
Fujitsu	JP	JPY	269	27,048	0.02
DXC Technology	US	USD	1,624	25,176	0.01
Foxconn Industrial Internet	CN	CNY	12,527	21,959	0.01
NEC	JP	JPY	499	21,585	0.01
Samsung Electronics Perpetual (Pref'd)	KR	KRW	552	21,064	0.01
giftee	JP	JPY	884	20,570	0.01
TravelSky Technology	CN	HKD	11,222	20,292	0.01
Kamakura Shinsho	JP	JPY	2,102	17,858	0.01
Horiba	JP	JPY	412	17,410	0.01
Obic	JP	JPY	113	17,238	0.01
Hennge KK	JP	JPY	275	17,119	0.01
Eizo	JP	JPY	523	16,973	0.01
Digital Garage	JP	JPY	522	15,954	0.01
Hon Hai Precision Industry	TW	TWD	6,798	15,839	0.01
Sabre	US	USD	2,534	13,875	0.01
Fidelity National Info. Services 0.75% 21/05/2023	US	EUR	13,146	13,437	0.01
Sunny Optical Technology (H)	CN	HKD	923	13,162	0.01
Appen	AU	AUD	666	13,001	0.01
Redington India	IN	INR	8,347	12,525	0.01
FPT	VN	VND	6,356	12,119	0.01
Information Services International-Dentsu	JP	JPY	224	12,097	0.01
Momo ADR	CN	USD	944	12,056	0.01
Optex Group	JP	JPY	852	10,900	0.01
NEC Networks & System Integration	JP	JPY	652	9,722	0.01
Fidelity National Info. Services 0.40% 15/01/2021	US	EUR	9,417	9,423	0.01
Shinko Electric Industries	JP	JPY	590	8,833	0.01
Ming Yuan Cloud Group Holdings	CN	HKD	2,399	8,790	0.01
NET One Systems	JP	JPY	332	8,527	0.01
Advantech	TW	TWD	923	8,024	0.00
Fabrinet	TH	USD	145	7,504	0.00
Itochu Techno-Solutions	JP	JPY	256	7,465	0.00
Chatwork	JP	JPY	433	7,395	0.00
m-up Holdings	JP	JPY	351	7,328	0.00
Atea	NO	NOK	733	7,284	0.00
Nomura Research Institute	JP	JPY	281	7,139	0.00
Freee KK	JP	JPY	100	6,712	0.00
Hinduja Global Solutions	IN	INR	848	6,523	0.00
Powertech Technology	TW	TWD	2,514	6,389	0.00
Dip	JP	JPY	382	6,295	0.00
ASM Pacific Technology	HK	HKD	725	6,278	0.00
Tech Mahindra	IN	INR	640	6,031	0.00
Alps Electric	JP	JPY	461	5,700	0.00
PT Metrodata Electronics	ID	IDR	58,758	5,514	0.00
Venture	SG	SGD	436	5,281	0.00
Otsuka	JP	JPY	128	5,056	0.00
Chroma ATE	TW	TWD	1,157	4,735	0.00
KoMiCo	KR	KRW	168	4,679	0.00
My EG Services	MY	MYR	15,803	4,484	0.00
Polytronics Technology	TW	TWD	1,599	4,425	0.00
China Railway Signal & Communication Corp (H)	CN	HKD	15,487	4,383	0.00
Elite Material	TW	TWD	786	3,549	0.00
Spigen Korea	KR	KRW	72	3,400	0.00
Hytera Communications (B)	CN	CNY	3,658	3,346	0.00
Netbay (F)	TH	THB	4,822	3,305	0.00
Cyient	IN	INR	707	3,232	0.00
Bengo4.com	JP	JPY	27	3,090	0.00
Japan Material	JP	JPY	249	2,758	0.00
Largan Precision	TW	TWD	27	2,469	0.00
Computer Age Management Services	IN	INR	99	1,479	0.00
Silergy	CN	TWD	26	1,377	0.00
SHIFT	JP	JPY	6	643	0.00
Fang Holdings ADR	CN	USD	8	67	0.00
				22,574,545	13.42

소비재

Amazon.com	US	USD	512	1,338,978	0.80
Alibaba Group Holding	CN	HKD	37,403	1,219,828	0.72
Charter Communications	US	USD	2,336	1,209,181	0.72
Alibaba Group Holding ADR	CN	USD	3,370	878,398	0.52
Publicis Groupe	FR	EUR	21,710	646,956	0.38
Prosus	NL	EUR	6,839	586,659	0.35
McDonald's	US	USD	2,670	485,680	0.29
Naspers	ZA	ZAR	2,837	474,109	0.28
Booking Holdings	US	USD	341	473,732	0.28
Nike	US	USD	3,921	404,529	0.24
Takeaway.com	NL	EUR	3,685	351,989	0.21
Lowe's Cos	US	USD	2,295	310,005	0.18
Galaxy Entertainment Group	HK	HKD	53,345	302,492	0.18
Puma	DE	EUR	3,813	286,139	0.17
Shimano	JP	JPY	1,423	279,390	0.17
New Oriental Education & Technology Group ADR	CN	USD	1,983	273,372	0.16
NVR	US	USD	68	236,662	0.14
Altice USA	US	USD	9,555	221,353	0.13
Liberty Media Group	US	USD	6,565	201,436	0.12
Midea Group (A)	CN	CNY	19,718	197,380	0.12
Trip.com Group ADR	CN	USD	7,803	191,421	0.11
Pearson	GB	GBP	33,740	191,332	0.11
Volkswagen Fin. Services 3.375% 06/04/2028 EMTN	DE	EUR	159,670	189,382	0.11
Persimmon	GB	GBP	7,142	185,518	0.11
Fast Retailing	JP	JPY	294	176,338	0.10
AutoZone	US	USD	156	150,941	0.09
Burlington Stores	US	USD	879	144,722	0.09
Service Corp International	US	USD	3,480	140,871	0.08
Stanley Electric	JP	JPY	5,693	139,183	0.08
Papa John's International	US	USD	2,083	135,883	0.08
Shenzhou International Group Holdings	CN	HKD	8,714	129,994	0.08
ServiceMaster Global Holdings	US	USD	3,173	128,791	0.08
Activision Blizzard	US	USD	1,856	119,648	0.07
JD.com	CN	HKD	3,270	114,107	0.07
ANTA Sports Products	CN	HKD	11,748	111,763	0.07
Gree Electric Appliances Inc of Zhuhai	CN	CNY	14,620	109,893	0.07
Hyundai Mobis	KR	KRW	622	106,857	0.06
Pan Pacific International Holdings	JP	JPY	5,699	104,029	0.06
Laureate Education	US	USD	9,077	100,195	0.06
Meituan Dianping	CN	HKD	3,130	100,162	0.06
JD.com ADR	CN	USD	1,431	99,478	0.06
Eicher Motors	IN	INR	4,048	97,750	0.06
Foschini Group	ZA	ZAR	21,312	96,912	0.06
Maruti Suzuki India	IN	INR	1,192	95,999	0.06

현재 투자종목 명세서서 2020년 10월 31일

	국가 코드	CCY	주식 또는 명목	시장 가격 EUR순	% 자산
Porsche Automobil Holding Perpetual (Pref'd)	DE	EUR	1,974	90,781	0.05
Volkswagen (Pref'd)	DE	EUR	722	90,340	0.05
Zhejiang Supor (A)	CN	CNY	9,762	88,448	0.05
Zhongsheng Group Holdings	CN	HKD	14,043	85,928	0.05
Dollar Tree	US	USD	1,086	84,066	0.05
Vistry Group	GB	GBP	13,839	83,867	0.05
EssilorLuxottica	FR	EUR	769	81,711	0.05
TAL Education Group ADR	CN	USD	1,435	80,678	0.05
MercadoLibre	AR	USD	77	80,089	0.05
Vivo Energy	GB	GBP	91,625	77,021	0.05
OPAP (A)	GR	EUR	10,626	73,587	0.04
DouYu International Holdings ADR	CN	USD	5,561	71,866	0.04
Li Ning	CN	HKD	15,723	70,222	0.04
Guangzhou Automobile Group (H)	CN	HKD	79,163	69,850	0.04
Toyo Tire & Rubber	JP	JPY	5,462	69,589	0.04
Detsky Mir	RU	USD	58,508	69,576	0.04
Koito Manufacturing	JP	JPY	1,638	67,824	0.04
Nokian Renkaat	FI	EUR	2,564	67,675	0.04
Jumbo	GR	EUR	5,467	65,609	0.04
Fiat Chrysler Automobiles	GB	EUR	6,134	64,670	0.04
Pepkor Holdings	ZA	ZAR	100,440	63,442	0.04
NetEase ADR	CN	USD	852	62,939	0.04
Advance Auto Parts	US	USD	463	58,062	0.03
Team17 Group	GB	GBP	7,274	57,426	0.03
Tapestry	US	USD	2,975	57,345	0.03
Shop Apotheke Europe	NL	EUR	385	54,834	0.03
D'ieteren	BE	EUR	1,270	54,665	0.03
Afya	BR	USD	2,670	53,985	0.03
Nifco	JP	JPY	2,060	52,917	0.03
Boozt	SE	SEK	3,768	52,326	0.03
Dongfeng Motor Group (H)	CN	HKD	86,286	52,170	0.03
Suzuki Motor	JP	JPY	1,369	50,457	0.03
China International Travel Service (A)	CN	CNY	1,946	49,762	0.03
Gree Electric Appliances of Zhuhai	CN	CNY	6,588	49,521	0.03
Musti Group	FI	EUR	2,364	46,496	0.03
Autoliv	SE	USD	685	44,715	0.03
Watches of Switzerland Group	GB	GBP	10,084	44,289	0.03
Basic-Fit	NL	EUR	2,127	44,245	0.03
Coats Group	GB	GBP	68,625	43,342	0.03
Central Retail	TH	THB	56,429	41,404	0.02
4imprint Group	GB	GBP	1,794	41,295	0.02
Honda Motor	JP	JPY	1,919	39,021	0.02
HelloFresh	DE	EUR	833	38,270	0.02
Yamaha	JP	JPY	913	37,145	0.02
Denso	JP	JPY	921	36,835	0.02
Famous Brands	ZA	ZAR	15,018	34,373	0.02
Kendrion	NL	EUR	2,132	32,837	0.02
adidas	DE	EUR	127	32,313	0.02
Gym Group	GB	GBP	20,617	31,637	0.02
Cairn Homes	IE	EUR	37,753	29,636	0.02
Focus Media Information Technology	CN	CNY	24,514	29,401	0.02
THG Holding	GB	GBP	3,944	28,927	0.02
ScS Group	GB	GBP	13,572	28,823	0.02
Headlam Group	GB	GBP	9,567	28,296	0.02
eBay	US	USD	642	26,154	0.02
Crystal International Group	HK	HKD	104,175	24,659	0.01
Mavi Giyim Sanayi Ve Ticaret	TR	TRY	6,339	24,481	0.01
Ryohin Keikaku	JP	JPY	1,333	24,024	0.01
Jiumaojiu International Holdings	CN	HKD	11,799	22,349	0.01
MR DIY Group (M)	MY	MYR	61,878	22,285	0.01
Dream International	HK	HKD	69,687	20,597	0.01
Nojima	JP	JPY	849	20,459	0.01
Jollibee Foods	PH	PHP	6,767	20,403	0.01
Sky 1.50% 15/09/2021 EMTN	GB	EUR	18,834	19,143	0.01
RELX Finance 0.00% 18/03/2024	NL	EUR	18,834	18,912	0.01
Weifu High-Technology Group	CN	HKD	11,623	18,378	0.01
Midea Group	CN	CNY	1,820	18,217	0.01
Brilliance China Automotive Holdings	HK	HKD	23,372	17,325	0.01
Selamat Sempurna	ID	IDR	211,870	17,234	0.01
Subaru	JP	JPY	998	15,720	0.01
Oriental Land	JP	JPY	121	14,546	0.01
SAIC Motor (A)	CN	CNY	4,844	14,400	0.01
Sun International (South Africa)	ZA	ZAR	20,098	14,341	0.01
Hostelworld Group	IE	GBP	23,909	13,292	0.01
Somboon Advance Technology	TH	THB	34,706	12,685	0.01
Baozun	CN	HKD	1,227	12,684	0.01
China Yongda Automobiles Services Holdings	CN	HKD	10,261	12,522	0.01
Sony	JP	JPY	166	11,877	0.01
HUYA ADR	CN	USD	555	10,467	0.01
Chaowei Power Holdings	CN	HKD	33,795	9,987	0.01
Xingda International Holdings	CN	HKD	43,925	9,716	0.01
McDonald's 4.00% 17/02/2021 EMTN	US	EUR	9,417	9,533	0.01
BMW Finance 0.125% 12/01/2021 EMTN	NL	EUR	9,417	9,425	0.01
Wilcon Depot	PH	PHP	37,053	9,397	0.01
Seria	JP	JPY	279	9,227	0.01
Pacific Textiles Holdings	HK	HKD	16,437	8,041	0.00
Map Aktif Adiperkasa	ID	IDR	65,516	7,885	0.00
Baozun ADR	CN	USD	242	7,617	0.00
Round One	JP	JPY	1,000	6,742	0.00
Chow Tai Fook Jewellery Group	HK	HKD	6,044	6,629	0.00
KIYO Learning	JP	JPY	69	6,571	0.00
Central Automotive Products	JP	JPY	381	6,375	0.00
Sebang Global Battery	KR	KRW	302	6,291	0.00
Fast Food Indonesia	ID	IDR	117,528	6,122	0.00
Chow Sang Sang Holdings International	HK	HKD	6,482	6,086	0.00
Demae-Can	JP	JPY	228	5,796	0.00
Shine Corporate	AU	AUD	11,043	5,728	0.00
Plan B Media	TH	THB	35,789	5,308	0.00
Bestway Global Holding	CN	HKD	25,054	5,152	0.00
Texwinca Holdings	HK	HKD	39,139	5,093	0.00
Tianneng Power International	CN	HKD	3,598	5,031	0.00
Teejay Lanka	LK	LKR	36,017	4,965	0.00
Rinnai	JP	JPY	57	4,851	0.00
MakeMyTrip	IN	USD	300	4,748	0.00
Astra Otoparts	ID	IDR	92,721	4,669	0.00
Sabina	TH	THB	7,839	4,479	0.00
Jaya Bersama Indo	ID	IDR	267,627	4,341	0.00
Koshidaka Holdings	JP	JPY	1,315	4,223	0.00
Vipshop Holdings ADR	CN	USD	232	4,124	0.00
Texhong Textile Group	HK	HKD	6,146	4,056	0.00
Wuhu Sanqi Interactive Entertainment	CN	CNY	1,054	4,009	0.00
China Literature	CN	HKD	515	3,631	0.00
Mitra Adiperkasa	ID	IDR	90,415	3,419	0.00
NetEase	CN	HKD	223	3,342	0.00
Xtep International Holdings	CN	HKD	11,204	3,256	0.00
JINS	JP	JPY	51	3,185	0.00
Bapcor	AU	AUD	678	3,133	0.00
Nien Made Enterprise	TW	TWD	323	3,129	0.00
WPP AUNZ	AU	AUD	11,978	3,035	0.00
China South Publishing & Media Group (A)	CN	CNY	2,208	2,973	0.00
SL	KR	KRW	252	2,775	0.00
Oppein Home Group	CN	CNY	167	2,640	0.00
Rakuten	JP	JPY	307	2,568	0.00
Com2uS	KR	KRW	30	2,550	0.00
China South Publishing & Media Group	CN	CNY	1,819	2,449	0.00
Think Childcare	AU	AUD	3,893	2,374	0.00
Yadea Group Holdings	CN	HKD	1,911	2,347	0.00
Mercari	JP	JPY	65	2,342	0.00
Oppein Home Group	CN	CNY	144	2,277	0.00
Taiwan Sakura	TW	TWD	1,447	2,144	0.00
China Dongxiang Group	CN	HKD	19,343	2,058	0.00
Parkson Retail Group	CN	HKD	80,225	1,989	0.00
China International Travel Service	CN	CNY	78	1,987	0.00
Skyworth Group	HK	HKD	8,060	1,811	0.00
Bafang Electric Suzhou	CN	CNY	65	1,537	0.00
Piolax	JP	JPY	119	1,494	0.00
Embry Holdings	HK	HKD	13,302	1,476	0.00
Tokyo Radiator Manufacturing	JP	JPY	186	790	0.00
Bafang Electric Suzhou	CN	CNY	29	687	0.00
Twenty-four seven	JP	JPY	80	579	0.00
				17,293,333	**10.28**

소비재

Unilever	GB	EUR	15,119	734,040	0.44
British American Tobacco	GB	GBP	24,219	659,247	0.39
Swedish Match	SE	SEK	10,101	654,084	0.39
Walmart	US	USD	4,696	558,619	0.33
Coca-Cola	US	USD	13,160	540,140	0.32
Beiersdorf	DE	EUR	5,332	479,306	0.28
Unilever	GB	GBP	8,686	425,345	0.25
Tesco	GB	GBP	183,772	419,921	0.25
Nestle	CH	CHF	4,323	417,534	0.25
China Mengniu Dairy	HK	HKD	102,835	415,816	0.25
Associated British Foods	GB	GBP	19,929	376,163	0.22
Imperial Brands	GB	GBP	25,488	346,888	0.21
L'Oreal	FR	EUR	1,191	330,743	0.20
Koninklijke Ahold Delhaize	NL	EUR	12,165	286,962	0.17
Kweichow Moutai (A)	CN	CNY	1,254	268,810	0.16
Sprouts Farmers Market	US	USD	11,357	186,279	0.11
Monster Beverage	US	USD	2,820	185,328	0.11
Tyson Foods	US	USD	3,597	176,082	0.10
CP ALL	TH	THB	117,751	173,984	0.10
Vietnam Dairy Products	VN	VND	30,723	122,851	0.07
Coca-Cola European Partners	GB	USD	3,916	119,388	0.07
Thai Beverage	TH	SGD	279,382	101,946	0.06
Bid	ZA	ZAR	8,380	98,646	0.06
Pernod Ricard	FR	EUR	707	97,878	0.06
China Resources Beer Holdings	HK	HKD	18,208	96,935	0.06
Hindustan Unilever	IN	INR	3,859	92,539	0.05
Wm Morrison Supermarkets	GB	GBP	47,880	86,727	0.05

현재 투자종목 명세서서 2020년 10월 31일

	국가 코드	CCY	주식 또는 명목	시장 가격 EUR순	% 자산
Britvic	GB	GBP	9,047	74,243	0.04
Archer-Daniels-Midland	US	USD	1,547	61,864	0.04
Royal Unibrew	DK	DKK	638	53,517	0.03
Kroger	US	USD	1,790	49,460	0.03
Bunge	US	USD	996	48,213	0.03
Budweiser Brewing Co APAC	HK	HKD	18,457	46,696	0.03
Welcia Holdings	JP	JPY	1,318	44,384	0.03
Kao	JP	JPY	665	40,680	0.02
Nongfu Spring	CN	HKD	9,933	39,029	0.02
Smoore International Holdings	CN	HKD	6,735	30,178	0.02
Kotobuki Spirits	JP	JPY	721	28,720	0.02
Gudang Garam	ID	IDR	11,434	27,339	0.02
Kweichow Moutai	CN	CNY	127	27,137	0.02
Robinsons Retail Holdings	PH	PHP	23,586	26,769	0.02
Sun Art Retail Group	HK	HKD	28,666	26,650	0.02
Sakata Seed	JP	JPY	857	25,979	0.02
Foshan Haitian Flavouring & Food (B)	CN	CNY	1,241	25,488	0.02
Indofood Sukses Makmur	ID	IDR	58,127	23,622	0.01
Puregold Price Club	PH	PHP	30,727	22,478	0.01
Uni-President China Holdings	CN	HKD	26,860	19,959	0.01
Shiseido	JP	JPY	370	19,666	0.01
BAT Int'l Finance 4.875% 24/02/2021 EMTN	GB	EUR	18,834	19,123	0.01
Charoen Pokphand (Indonesia)	ID	IDR	45,258	15,305	0.01
Carabao Group	TH	THB	4,995	15,047	0.01
Japfa	SG	SGD	36,828	14,937	0.01
First Resources	SG	SGD	19,459	14,822	0.01
RFM	PH	PHP	177,168	14,798	0.01
WH Group	HK	HKD	21,575	14,577	0.01
Altria Group 1.00% 15/02/2023	US	EUR	14,125	14,438	0.01
Yantai Changyu Pioneer Wine	CN	HKD	9,162	14,065	0.01
Saigon Beer Alcohol Beverage	VN	VND	1,904	12,996	0.01
Coles Group	AU	AUD	1,166	12,485	0.01
Osotspa	TH	THB	14,060	12,367	0.01
Sheng Siong	SG	SGD	11,264	11,823	0.01
Asian Seafoods Coldstorage	TH	THB	30,264	10,984	0.01
Convenience Retail Asia	HK	HKD	20,433	9,839	0.01
Heineken (Malaysia)	MY	MYR	2,444	9,089	0.01
Carlsberg Brewery (Malaysia)	MY	MYR	2,174	8,298	0.00
Tingyi Cayman Islands Holding	CN	HKD	4,985	7,828	0.00
Laobaixing Pharmacy Chain	CN	CNY	847	7,781	0.00
Bumitama Agri	ID	SGD	26,306	7,189	0.00
Industri Jamu Dan Farmasi Sido Muncul	ID	IDR	149,554	6,990	0.00
Japfa Comfeed Indonesia	ID	IDR	112,554	6,960	0.00
Century Pacific Food	PH	PHP	24,269	6,680	0.00
Siam Makro	TH	THB	6,017	6,582	0.00
Dairy Farm International Holdings	HK	USD	2,010	6,503	0.00
Ultrajaya Milk Industry & Trading	ID	IDR	64,731	6,261	0.00
China Foods	HK	HKD	20,801	6,109	0.00
Shinnihonseiyaku	JP	JPY	257	5,557	0.00
Vinda International Holdings	HK	HKD	1,832	4,170	0.00
Changshouhua Food	CN	HKD	8,510	3,814	0.00
Delfi	SG	SGD	8,599	3,464	0.00
Blackmores	AU	AUD	52	2,182	0.00
Ceylon Cold Stores	LK	LKR	583	1,819	0.00
Bestore	CN	CNY	162	1,200	0.00
Sagami Rubber Industries	JP	JPY	82	793	0.00
Shenguan Holdings Group	CN	HKD	23,872	640	0.00
Foshan Haitian Flavouring & Food (A)	CN	CNY	1	0	0.00
				9,531,787	5.66

건강

	국가 코드	CCY	주식 또는 명목	시장 가격 EUR순	% 자산
Sanofi	FR	EUR	17,540	1,357,067	0.81
Roche Holding	CH	CHF	3,380	933,266	0.55
Koninklijke Philips	NL	EUR	17,880	712,949	0.42
Horizon Therapeutics	US	USD	9,801	629,232	0.37
Baxter International	US	USD	7,429	493,368	0.29
AbbVie	US	USD	6,648	480,765	0.29
Novo Nordisk	DK	DKK	8,434	465,155	0.28
UnitedHealth Group	US	USD	1,758	461,400	0.27
Fresenius Medical Care	DE	EUR	6,975	457,453	0.27
Bayer 1.375% 06/07/2032	DE	EUR	430,429	447,904	0.27
Thermo Fisher Scientific	US	USD	1,090	441,499	0.26
ICON	IE	USD	2,512	388,822	0.23
Zimmer Biomet Holdings	US	USD	3,410	386,079	0.23
Becton Dickinson Euro Finance 1.208% 04/06/2026	LU	EUR	336,438	349,333	0.21
HCA Healthcare	US	USD	3,259	345,674	0.21
AmerisourceBergen	US	USD	4,055	333,420	0.20
Medtronic 1.375% 15/10/2040	LU	EUR	255,122	265,256	0.16
Abbott Laboratories	US	USD	2,942	263,851	0.16
Mylan 3.125% 22/11/2028	NL	EUR	209,024	244,181	0.15
Wuxi Biologics Cayman	CN	HKD	9,695	233,662	0.14
Stryker	US	USD	1,244	213,853	0.13
Olympus	JP	JPY	12,869	211,486	0.13
Takeda Pharmaceutical 1.375% 09/07/2032	JP	EUR	199,273	210,669	0.13
Boston Scientific	US	USD	7,094	210,275	0.12
Innovent Biologics	CN	HKD	30,716	195,460	0.12
Roche Holding (B)	CH	CHF	645	178,296	0.11
Takeda Pharmaceutical 2.00% 09/07/2040	JP	EUR	163,403	178,286	0.11
Genus	GB	GBP	3,293	150,178	0.09
Hansoh Pharmaceutical Group	CN	HKD	37,615	144,469	0.09
Hoya	JP	JPY	1,484	143,831	0.09
Santen Pharmaceutical	JP	JPY	7,727	118,222	0.07
Bayer	DE	EUR	2,888	116,564	0.07
Nippon Shinyaku	JP	JPY	1,588	97,428	0.06
McKesson	US	USD	750	94,239	0.06
Grifols ADR	ES	USD	6,534	93,942	0.06
PerkinElmer	US	USD	817	89,910	0.05
Sonova Holding	CH	CHF	382	77,850	0.05
Eisai	JP	JPY	1,165	77,814	0.05
Pfizer	US	USD	2,441	73,488	0.04
Mylan	US	USD	5,516	68,794	0.04
Arena Pharmaceuticals	US	USD	894	65,804	0.04
Ascendis Pharma ADR	DK	USD	444	61,620	0.04
Anthem	US	USD	252	59,327	0.04
CVS Health	US	USD	1,232	59,257	0.04
Krystal Biotech	US	USD	1,486	56,614	0.03
Apellis Pharmaceuticals	US	USD	2,028	55,749	0.03
Aprea Therapeutics	US	USD	2,792	52,728	0.03
Exelixis	US	USD	2,884	50,468	0.03
WuXi AppTec	CN	HKD	3,667	50,304	0.03
Top Glove	MY	MYR	25,326	44,830	0.03
Korian	FR	EUR	1,814	43,863	0.03
Ocumension Therapeutics	CN	HKD	21,589	43,226	0.03
MorphoSys	DE	EUR	468	40,936	0.02
Centene	US	USD	739	37,401	0.02
Peijia Medical	CN	HKD	13,348	37,172	0.02
CSL	AU	AUD	211	36,650	0.02
Evotec	DE	EUR	1,585	35,959	0.02
Sutro Biopharma	US	USD	3,170	34,487	0.02
Alexion Pharmaceuticals	US	USD	328	32,342	0.02
LivaNova	GB	USD	746	32,036	0.02
Craneware	GB	GBP	1,625	28,092	0.02
Granules India	IN	INR	5,112	22,691	0.01
Tempo Scan Pacific	ID	IDR	242,132	17,800	0.01
Chularat Hospital	TH	THB	245,915	17,038	0.01
Medical Data Vision	JP	JPY	837	16,896	0.01
Hangzhou Tigermed Consulting	CN	HKD	910	12,533	0.01
Fisher & Paykel Healthcare (AU)	NZ	AUD	619	12,247	0.01
Rajthanee Hospital	TH	THB	20,539	12,147	0.01
Medikaloka Hermina	ID	IDR	63,922	11,763	0.01
China Resources Pharmaceutical Group	CN	HKD	25,461	10,922	0.01
China National Accord Medicines (A)	CN	CNY	1,598	10,195	0.01
InnoCare Pharma	CN	HKD	8,956	9,845	0.01
Jiangsu Hengrui Medicine	CN	CNY	860	9,829	0.01
Shandong Weigao Group Medical Polymer (H)	CN	HKD	5,296	8,813	0.01
Bayer 0.375% 06/07/2024	DE	EUR	8,475	8,589	0.01
Bumrungrad Hospital	TH	THB	3,301	8,257	0.00
Mega Lifesciences	TH	THB	7,866	7,497	0.00
Ramsay Health Care	AU	AUD	194	7,313	0.00
Abbott Ireland Financing 0.875% 27/09/2023	IE	EUR	7,063	7,289	0.00
China National Accord Medicines (B)	CN	HKD	2,336	5,710	0.00
I-Sens	KR	KRW	233	4,841	0.00
Shanghai Pharmaceuticals Holding (H)	CN	HKD	3,531	4,704	0.00
JMDC	JP	JPY	83	3,754	0.00
Hutchison China MediTech	HK	GBP	558	2,785	0.00
Eiken Chemical	JP	JPY	147	2,411	0.00
Vieworks	KR	KRW	107	2,330	0.00
China National Accord Medicines	CN	CNY	242	1,547	0.00
Interojo	KR	KRW	96	1,473	0.00
Osprey Medical	US	AUD	8,272	100	0.00
Jiangsu Hengrui Medicine (A)	CN	CNY	1	1	0.00
				13,635,575	8.10

금융

	국가 코드	CCY	주식 또는 명목	시장 가격 EUR순	% 자산
Fidelity US Quality Income UCITS ETF	IE	GBP	1,727,186	10,579,578	6.29
AIA Group	HK	HKD	114,430	934,884	0.56
Legal & General Group	GB	GBP	334,969	688,307	0.41
JPMorgan Chase	US	USD	8,177	679,748	0.40
AXA	FR	EUR	46,452	641,039	0.38
Ping An Insurance Group (H)	CN	HKD	66,688	590,753	0.35
Morgan Stanley	US	USD	12,983	531,114	0.32
HDFC Bank	IN	INR	37,873	519,178	0.31
Allianz	DE	EUR	3,335	503,826	0.30
DNB	NO	NOK	43,363	502,330	0.30
Bank Central Asia	ID	IDR	295,891	499,696	0.30
AIB Group 2.875% VRN 30/05/2031 EMTN	IE	EUR	476,301	480,020	0.29
Bank OZK	US	USD	20,336	422,931	0.25
Housing Development Finance	IN	INR	18,775	418,595	0.25
Commerzbank 4.00% 23/03/2026 EMTN	DE	EUR	390,574	413,689	0.25
Prudential	GB	GBP	36,567	383,337	0.23

현재 투자종목 명세서서 2020년 10월 31일

	국가 코드	CCY	주식 또는 명목	시장 가격 EUR순	% 자산
Barclays	GB	GBP	314,612	372,774	0.22
Arthur J Gallagher	US	USD	4,172	369,420	0.22
Sampo 2.50% VRN 03/09/2052 EMTN	FI	EUR	351,105	358,339	0.21
Danske Bank 2.50% VRN 21/06/2029 EMTN	DK	EUR	336,598	351,294	0.21
Hannover Rueck	DE	EUR	2,717	338,810	0.20
ABN AMRO Group	NL	EUR	43,803	308,635	0.18
St James's Place	GB	GBP	30,378	303,730	0.18
China Merchants Bank (H)	CN	HKD	65,305	292,124	0.17
Zurich Insurance Group	CH	CHF	990	282,018	0.17
3i Group	GB	GBP	24,468	261,454	0.16
Bank Rakyat Indonesia Persero	ID	IDR	1,340,464	260,194	0.15
NN Group	NL	EUR	8,497	254,411	0.15
Tradeweb Markets	US	USD	5,300	249,151	0.15
Axis Bank	IN	INR	42,972	244,494	0.15
Discover Financial Services	US	USD	4,369	237,570	0.14
Muenchener Rueckversicherungs-Gesellschaft	DE	EUR	1,182	237,336	0.14
Tryg	DK	DKK	9,705	231,155	0.14
Hong Kong Exchanges and Clearing	HK	HKD	5,330	219,337	0.13
Lloyds Banking Group 4.50% VRN 18/03/2030 EMTN	GB	EUR	195,818	218,938	0.13
United Overseas Bank	SG	SGD	17,922	214,657	0.13
Absa Group	ZA	ZAR	46,321	212,836	0.13
Admiral Group	GB	GBP	6,886	210,568	0.13
First Republic Bank	US	USD	1,801	194,242	0.12
Assurant	US	USD	1,705	182,055	0.11
Virtu Financial	US	USD	9,617	174,667	0.10
Berkshire Hathaway	US	USD	991	170,792	0.10
UniCredit 2.731% VRN 15/01/2032	IT	EUR	183,065	170,275	0.10
Deutsche Boerse	DE	EUR	1,342	169,507	0.10
Sampo	FI	EUR	5,191	168,176	0.10
UBS Group 0.25% VRN 05/11/2028 EMTN	CH	EUR	168,903	167,305	0.10
Texas Capital Bancshares	US	USD	4,130	156,367	0.09
Tokio Marine Holdings	JP	JPY	4,068	156,104	0.09
Kotak Mahindra Bank	IN	INR	8,341	149,539	0.09
Nationwide Bldg. Soc. 2.00% VRN 25/07/2029 EMTN	GB	EUR	139,305	143,628	0.09
SVB Financial Group	US	USD	575	140,625	0.08
HDFC Standard Life Insurance	IN	INR	20,393	139,165	0.08
Citigrooup 1.25% VRN 06/07/2026 EMTN	US	EUR	129,527	134,856	0.08
DBS Group Holdings	SG	SGD	10,366	132,655	0.08
Sberbank of Russia Perpetual (Pref'd)	RU	USD	57,664	120,469	0.07
Swedbank	SE	SEK	8,602	115,873	0.07
Willis Towers Watson	GB	USD	747	115,463	0.07
China Construction Bank (H)	CN	HKD	188,506	111,571	0.07
Sberbank of Russia	RU	USD	50,876	110,678	0.07
ING Groep	NL	EUR	18,828	110,312	0.07
Ageas	BE	EUR	3,143	108,600	0.06
China Life Insurance (H)	CN	HKD	55,936	105,011	0.06
Shinhan Financial Group	KR	KRW	3,779	88,040	0.05
VZ Holding	CH	CHF	1,220	87,863	0.05
Oversea-Chinese Banking	SG	SGD	16,442	87,105	0.05
ORIX	JP	JPY	8,214	82,512	0.05
Guaranty Trust Bank	NG	NGN	1,104,597	79,760	0.05
Moneta Money Bank	CZ	CZK	39,425	76,659	0.05
Wells Fargo	US	USD	3,989	71,935	0.04
ICICI Lombard General Insurance	IN	INR	4,933	70,516	0.04
Fairfax Financial Holdings	CA	CAD	289	65,703	0.04
SCOR	FR	EUR	3,090	64,459	0.04
Travelers	US	USD	608	62,907	0.04
Industrial & Commercial Bank of China (H)	CN	HKD	125,614	61,252	0.04
Palomar Holdings	US	USD	791	60,471	0.04
Intermediate Capital Group	GB	GBP	4,595	59,827	0.04
Equity Group Holdings (Kenya)	KE	KES	221,401	59,211	0.04
Zenith Bank	NG	NGN	1,204,702	59,152	0.04
Van Lanschot Kempen	NL	EUR	3,403	58,540	0.03
Metropolitan Bank & Trust	PH	PHP	78,235	56,538	0.03
Public Bank	MY	MYR	17,613	54,865	0.03
Credit Agricole	FR	EUR	7,955	53,949	0.03
Euronext	NL	EUR	595	53,305	0.03
Goosehead Insurance	US	USD	464	47,687	0.03
Banca Generali	IT	EUR	1,927	47,009	0.03
Hamilton Lane	US	USD	791	46,941	0.03
Zenkoku Hosho	JP	JPY	1,356	45,944	0.03
Northern Trust	US	USD	693	45,779	0.03
IG Group Holdings	GB	GBP	5,373	45,462	0.03
ASR Nederland	NL	EUR	1,707	44,541	0.03
Bank Mandiri Persero	ID	IDR	131,820	44,066	0.03
Vienna Ins. Group Wiener Versicherung Gruppe	AT	EUR	2,281	39,733	0.02
KBC Ancora	BE	EUR	1,567	38,082	0.02
Sompo Holdings	JP	JPY	1,164	37,297	0.02
Emirates NBD	AE	AED	16,259	36,093	0.02
Agricultural Bank of China (H)	CN	HKD	118,535	34,382	0.02
Aflac	US	USD	1,177	33,996	0.02
Arch Capital Group	BM	USD	1,187	30,980	0.02
Intercorp Financial Services	PE	USD	1,599	28,632	0.02
E.Sun Financial Holding	TW	TWD	37,507	27,412	0.02
Chailease Holding	TW	TWD	6,032	25,217	0.01
Draper Esprit	GB	GBP	3,742	25,212	0.01
SBI Cards & Payment Services	IN	INR	2,644	24,491	0.01
Sparebanken Vest	NO	NOK	4,446	24,372	0.01
Commonwealth Bank of Australia	AU	AUD	571	23,765	0.01
Bangkok Bank	TH	THB	8,510	22,602	0.01
Aruhi	JP	JPY	1,392	21,442	0.01
Morgan Stanley 1.00% 02/12/2022 GMTN	US	EUR	18,834	19,281	0.01
UBS 0.625% 23/01/2023 GMTN	CH	EUR	18,834	19,189	0.01
Bank Tabungan Pensiunan Nasional Syariah	ID	IDR	82,011	17,581	0.01
Muangthai Capital	TH	THB	11,291	17,007	0.01
KB Financial Group	KR	KRW	532	16,328	0.01
CITIC Securities (H)	CN	HKD	7,921	14,756	0.01
Bank of America 1.379% VRN 07/02/2025 EMTN	US	EUR	14,125	14,699	0.01
Danske Bank 1.375% VRN 24/05/2023	DK	EUR	14,125	14,392	0.01
Metropolitan Life Global 0.875% 20/01/2022 EMTN	US	EUR	14,125	14,323	0.01
BFI Finance Indonesia	ID	IDR	637,011	14,200	0.01
FCA Bank Ireland 1.25% 21/06/2022 EMTN	IT	EUR	13,655	13,932	0.01
Kasikornbank (F)	TH	THB	6,442	13,471	0.01
Xtrackers Euro Stoxx 50 UCITS ETF	LU	EUR	291	13,018	0.01
China Minsheng Banking (H)	CN	HKD	27,689	13,008	0.01
Huatai Securities (H)	CN	HKD	8,834	12,285	0.01
China Cinda Asset Management (H)	CN	HKD	72,269	11,639	0.01
JSE	ZA	ZAR	2,021	11,613	0.01
Dah Sing Banking Group	HK	HKD	14,619	10,793	0.01
Tisco Financial Group	TH	THB	5,509	10,699	0.01
LPI Capital	MY	MYR	3,958	10,444	0.01
KBC Group 1.125% 25/01/2024 EMTN	BE	EUR	9,417	9,751	0.01
BFCM 0.75% 15/06/2023 EMTN	FR	EUR	9,417	9,663	0.01
Korea Development Bank 0.625% 17/07/2023	KR	EUR	9,417	9,624	0.01
DNB Bank 4.375% 24/02/2021 EMTN	NO	EUR	9,417	9,559	0.01
Swedbank 0.25% 07/11/2022 GMTN	SE	EUR	9,417	9,505	0.01
Barclays 3.375% VRN 02/04/2025 EMTN	GB	EUR	8,739	9,500	0.01
Volkswagen Bank 0.375% 05/07/2022 EMTN	DE	EUR	9,417	9,486	0.01
Goldman Sachs Group 0.041% FRN 21/04/2023 EMTN	US	EUR	9,417	9,430	0.01
HSBC Holdings 0.422% FRN 04/12/2021 EMTN	GB	EUR	9,417	9,423	0.01
Minkabu The Infonoid	JP	JPY	411	8,517	0.01
Shriram Transport Finance	IN	INR	946	7,592	0.00
Bajaj Finance	IN	INR	197	7,559	0.00
Mega Financial Holding	TW	TWD	9,019	7,470	0.00
China International Capital (H)	CN	HKD	3,671	7,365	0.00
Samsung Fire & Marine Insurance	KR	KRW	53	7,226	0.00
Shriram City Union Finance	IN	INR	731	6,749	0.00
Intercorp Financial Services (PE)	PE	USD	365	6,503	0.00
NatWest Markets 0.233% FRN 18/06/2021 EMTN	GB	EUR	5,650	5,669	0.00
China Taiping Insurance Holdings	HK	HKD	4,084	5,294	0.00
Lloyds Banking Group 0.75% 09/11/2021 EMTN	GB	EUR	4,859	4,900	0.00
Westpac Banking 0.75% 17/10/2023 EMTN	AU	EUR	4,708	4,843	0.00
BPCE 1.125% 18/01/2023 EMTN	FR	EUR	4,708	4,825	0.00
Rabobank 0.625% 27/02/2024 EMTN	NL	EUR	4,708	4,808	0.00
Volkswagen Bank 0.955% FRN 01/08/2022 EMTN	DE	EUR	4,708	4,771	0.00
FCA Bank Ireland 1.00% 21/02/2022 EMTN	IT	EUR	4,708	4,771	0.00
Noah Holdings ADR	CN	USD	207	4,663	0.00
Muthoot Finance	IN	INR	310	4,423	0.00
Berkshire Hathaway 0.00% 12/03/2025	US	EUR	4,200	4,214	0.00
Mitsubishi UFJ Financial Group 0.978% 09/06/2024	JP	EUR	4,087	4,212	0.00
Repco Home Finance	IN	INR	1,744	3,881	0.00
Volkswagen Bank 0.625% 08/09/2021 EMTN	DE	EUR	3,767	3,797	0.00
Hyundai Marine & Fire Insurance	KR	KRW	203	3,592	0.00
Metropolitan Life Global 0.375% 09/04/2024	US	EUR	3,531	3,589	0.00
DB Insurance	KR	KRW	102	3,428	0.00
Santander UK 0.875% 25/11/2020 EMTN	GB	EUR	3,296	3,299	0.00
HDFC Bank ADR	IN	USD	66	3,211	0.00
Korean Reinsurance	KR	KRW	570	3,209	0.00
LIC Housing Finance	IN	INR	964	3,157	0.00
Citigroup 0.339% FRN 24/05/2021 EMTN	US	EUR	2,825	2,837	0.00
Kiwoom Securities	KR	KRW	28	2,198	0.00
CIMB Group Holdings	MY	MYR	653	398	0.00
				31,043,480	18.45

부동산

Vonovia	DE	EUR	7,754	425,053	0.25
Prologis REIT	US	USD	4,068	346,356	0.21
KE Holdings ADR	CN	USD	2,657	159,054	0.09
Invitation Homes REIT	US	USD	6,427	149,819	0.09
China Overseas Land & Investment	HK	HKD	64,416	138,834	0.08
ADO Properties (A)	DE	EUR	4,664	100,645	0.06
Shimao Services Holdings	CN	HKD	49,600	91,127	0.05
Shurgard Self Storage	LU	EUR	2,388	87,416	0.05
Sun Hung Kai Properties	HK	HKD	6,360	69,973	0.04
SM Prime Holdings	PH	PHP	115,030	68,747	0.04
China Resources Land	HK	HKD	16,533	58,022	0.03
Healthcare Realty Trust REIT	US	USD	2,060	48,989	0.03
Urban & Civic	GB	GBP	20,047	45,696	0.03
Open House	JP	JPY	1,476	43,170	0.03

현재 투자종목 명세서서 2020년 10월 31일

	국가 코드	CCY	주식 또는 명목	시장 가격 EUR순	% 자산
Central Pattana	TH	THB	37,499	39,591	0.02
Ascendas Real Estate Investment Trust REIT	SG	SGD	20,814	37,713	0.02
Urban Logistics REIT	GB	GBP	17,423	26,541	0.02
City Developments	SG	SGD	5,492	21,902	0.01
Cromwell European REIT	SG	EUR	46,099	21,001	0.01
Keppel Pacific Oak US REIT	SG	USD	32,506	19,558	0.01
Logicor Financing 1.50% 14/11/2022 EMTN	LU	EUR	18,834	19,311	0.01
Ascendas India Trust	SG	SGD	23,119	18,911	0.01
Land & Houses	TH	THB	101,134	17,780	0.01
Pakuwon Jati	ID	IDR	700,621	16,804	0.01
Supalai	TH	THB	38,140	16,463	0.01
Robinsons Land	PH	PHP	59,682	15,876	0.01
Keppel DC REIT	SG	SGD	8,560	15,603	0.01
Goodman Group REIT	AU	AUD	1,076	11,940	0.01
Link REIT	HK	HKD	1,787	11,703	0.01
AREIT REIT	PH	PHP	23,885	10,822	0.01
Relo Group	JP	JPY	508	10,467	0.01
Digital Euro Finco 2.625% 15/04/2024	US	EUR	9,417	10,221	0.01
Digital Dutch Finco 0.125% 15/10/2022	NL	EUR	9,417	9,470	0.01
China Merchants Commercial REIT	HK	HKD	34,527	9,196	0.01
Shimao Property Holdings	HK	HKD	2,743	8,337	0.00
Vincom Retail	VN	VND	8,754	8,200	0.00
Unibail-Rodamco-Westfield 0.125% 14/05/2021 EMTN	FR	EUR	7,534	7,534	0.00
Propnex	SG	SGD	12,212	4,836	0.00
Daibiru	JP	JPY	435	4,227	0.00
Heiwa Real Estate	JP	JPY	100	2,501	0.00
Cosmos Initia	JP	JPY	163	559	0.00
				2,229,968	**1.33**
정부					
Germany 0.00% 15/02/2030	DE	EUR	3,035,319	3,226,957	1.92
Germany 0.00% 12/03/2021	DE	EUR	2,325,309	2,331,385	1.39
Germany 0.00% 11/06/2021	DE	EUR	1,310,240	1,316,260	0.78
Australia 1.75% 21/06/2051	AU	AUD	1,050,538	627,451	0.37
Germany 0.25% 15/02/2029	DE	EUR	403,454	436,915	0.26
Germany 0.00% 15/08/2030	DE	EUR	332,121	353,194	0.21
Germany 1.75% 04/07/2022	DE	EUR	317,352	330,970	0.20
Netherland 0.00% 15/07/2030	NL	EUR	291,336	306,228	0.18
Germany 0.00% 07/10/2022	DE	EUR	228,126	231,725	0.14
Germany 0.00% 05/04/2024	DE	EUR	169,505	174,480	0.10
Germany 0.00%08/04/2022	DE	EUR	144,550	146,181	0.09
Germany 2.00% 15/08/2023	DE	EUR	37,480	40,487	0.02
				9,522,233	**5.66**
폐쇄형 펀드					
Oakley Capital Investments Fund	BM	GBP	28,784	81,455	0.05
Gemfields Group	GB	ZAR	191,820	12,674	0.01
				94,129	**0.06**
개방형 펀드					
Fidelity ILF - The Euro Fund - A-ACC-EUR	IE	EUR	109	1,501,220	0.89
Fidelity ILF - The US Dollar Fund - A-ACC-USD	IE	USD	55	851,164	0.51
				2,352,384	**1.40**
주식 연계 채권					
HSBC (Hangzhou Hikvision Digital (A)) ELN 08/2021	CN	USD	4,332	24,986	0.01
HSBC (Kweichow Moutai (A)) ELN 12/04/2024	CN	USD	95	20,273	0.01
BNP (Shenzhen YUTO Pkg Tech (A)) ELN 30/07/2021	CN	USD	5,260	19,979	0.01
UBS (Focus Media Info. Tech (A)) ELN 10/03/2021	CN	USD	12,046	14,448	0.01
HSBC (Focus Media Info. Tech (A)) ELN 10/03/2021	CN	USD	5,431	6,513	0.00
HSBC (China Nat'l. Accord Med (A)) ELN 15/10/2021	CN	USD	969	6,183	0.00
HSBC (Weichai Power (A)) ELN 07/05/2021	CN	USD	2,939	5,705	0.00
HSBC (China (S) Publish & Med (A)) ELN 23/11/2022	CN	USD	2,700	3,635	0.00
HSBC (Wuhu Sanqi IA Ent (A)) ELN 16/09/2021	CN	USD	139	527	0.00
				102,249	**0.06**
커뮤니케이션 서비스					
T-Mobile US	US	USD	8,954	834,852	0.50
Netflix	US	USD	490	199,896	0.12
Elisa	FI	EUR	4,555	192,408	0.11
China Mobile	HK	HKD	34,657	181,950	0.11
Infrastrutture Wireless Italiane	IT	EUR	18,147	168,401	0.10
Bharti Airtel	IN	INR	33,047	165,810	0.10
Deutsche Telekom	DE	EUR	8,224	107,491	0.06
Swisscom	CH	CHF	221	96,493	0.06
Telkom	ZA	ZAR	64,397	87,206	0.05
Tele2	SE	SEK	8,166	83,223	0.05
Liberty Global	GB	USD	4,965	78,604	0.05
Verizon Communications 1.85% 18/05/2040	US	EUR	68,669	76,918	0.05
Verizon Communications	US	USD	1,561	76,228	0.05
Telekomunikasi Indonesia Persero	ID	IDR	325,598	49,456	0.03
Safaricom	KE	KES	189,309	46,074	0.03
Sea ADR	SG	USD	296	40,152	0.02
Singapore Telecommunications	SG	SGD	29,917	38,196	0.02
Advanced Info Service	TH	THB	7,954	37,766	0.02
NOS SGPS	PT	EUR	11,564	34,089	0.02
Pebble Group	GB	GBP	29,298	23,130	0.01
HKBN	HK	HKD	15,465	22,966	0.01
Converge ICT Solutions	PH	PHP	81,813	21,444	0.01
AT&T 1.30% 05/09/2023	US	EUR	18,834	19,526	0.01
Sarana Menara Nusantara	ID	IDR	301,895	17,356	0.01
SoftBank Group	JP	JPY	307	17,183	0.01
Bilibili ADR	CN	USD	414	15,951	0.01
LG Uplus	KR	KRW	1,592	13,375	0.01
Globe Telecom	PH	PHP	358	12,875	0.01
TIME dotCom	MY	MYR	4,676	12,437	0.01
XL Axiata	ID	IDR	101,513	11,907	0.01
Orange 0.50% 15/01/2022 EMTN	FR	EUR	9,417	9,504	0.01
Daiichikosho	JP	JPY	283	8,324	0.00
China Unicom	HK	HKD	15,663	8,272	0.00
Telstra	AU	AUD	4,483	7,242	0.00
Cathay Media And Education Group	CN	HKD	4,535	2,042	0.00
Dialog Axiata	LK	LKR	38,864	1,955	0.00
Shemaroo Entertainment	IN	INR	1,707	1,084	0.00
				2,821,786	**1.68**

증권 자격 취득 또는 기타 통제 된 시장 에서 죽음을 맞게

에너지					
Petroleo Brasileiro	BR	BRL	49,881	141,988	0.08
Petroleo Brasileiro (Pref'd)	BR	BRL	24,208	68,873	0.04
Cheniere Energy	US	USD	1,059	43,090	0.03
Lukoil ADR	RU	USD	637	27,926	0.02
Gazprom ADR	RU	USD	6,810	22,386	0.01
				304,263	**0.18**
유틸리티					
Endesa	ES	EUR	14,730	338,926	0.20
Iberdrola	ES	EUR	19,534	197,785	0.12
Enagas	ES	EUR	4,529	83,921	0.05
Red Electrica	ES	EUR	3,633	54,947	0.03
				675,579	**0.40**
소재					
Grupo Mexico	MX	MXN	80,970	197,298	0.12
Magnitogorsk Iron & Steel Works GDR	RU	USD	17,296	91,154	0.05
PhosAgro GDR	RU	USD	8,789	86,904	0.05
Vidrala	ES	EUR	768	62,997	0.04
Novolipetsk Steel GDR	RU	USD	2,652	52,900	0.03
Bradespar (Pref'd)	BR	BRL	6,876	48,137	0.03
Vidrala (BR) RTS 05/11/2020	ES	EUR	788	3,225	0.00
				542,615	**0.32**
산업재					
Ferrovial	ES	EUR	19,422	360,771	0.21
Cia de Locacao das Americas	BR	BRL	32,473	123,926	0.07
Ryanair Holdings	IE	EUR	7,573	89,547	0.05
Rumo	BR	BRL	29,471	80,009	0.05
Grupo Aeroportuario del Pacifico	MX	MXN	8,849	62,529	0.04
Irish Continental Group	IE	EUR	18,331	57,558	0.03
Applus Services	ES	EUR	7,072	47,559	0.03
Alfa	MX	MXN	59,196	33,539	0.02
Localiza Rent a Car	BR	BRL	2,584	23,712	0.01
Tegma Gestao Logistica	BR	BRL	7,422	23,439	0.01
Promotora y Operadora de Infraestructura	MX	MXN	3,105	17,571	0.01
Vietnam Engine & Argicultural Machinery	VN	VND	10,321	16,125	0.01
Grupo Aeroportuario del Sureste (B)	MX	MXN	1,631	15,991	0.01
Aleatica	MX	MXN	15,933	13,435	0.01
Viettel Post Joint Stock	VN	VND	3,186	12,741	0.01
Hokkaido Chuo Bus	JP	JPY	5	140	0.00
				978,592	**0.58**
정보 기술					
Mail.Ru Group GDR	RU	USD	4,735	106,678	0.06
Amadeus IT Group	ES	EUR	894	36,636	0.02
Taiwan Union Technology	TW	TWD	5,530	15,827	0.01
				159,141	**0.09**
소비재					
Industria de Diseno Textil	ES	EUR	19,428	411,680	0.24
Lojas Americanas (Pref'd)	BR	BRL	23,537	82,743	0.05
Petrobras Distribuidora	BR	BRL	24,637	70,793	0.04
B2W Companhia Global	BR	BRL	4,823	55,302	0.03
Grupo SBF	BR	BRL	14,327	49,853	0.03
Glenveagh Properties	IE	EUR	52,446	38,548	0.02

현재 투자종목 명세서서 2020년 10월 31일

	국가 코드	CCY	주식 또는 명목	시장 가격 EUR순	% 자산
Dalata Hotel Group	IE	EUR	14,632	35,410	0.02
Pet Center Comercio e Participacoes	BR	BRL	12,956	34,707	0.02
Lojas Renner	BR	BRL	5,726	32,442	0.02
Applegreen	IE	EUR	11,315	32,134	0.02
Vivara Participacoes	BR	BRL	8,528	28,182	0.02
				871,794	0.52
소비재					
JBS	BR	BRL	30,214	87,588	0.05
X5 Retail Group GDR	RU	USD	2,479	74,773	0.04
Cia Brasileira de Distribuicao	BR	BRL	5,155	47,945	0.03
Quang Ngai Sugar	VN	VND	16,176	19,046	0.01
				229,352	0.14
건강					
Notre Dame Intermedica Participacoes	BR	BRL	10,920	108,489	0.06
Hapvida Participacoes e Investimentos	BR	BRL	10,076	98,409	0.06
Grifols	ES	EUR	1,533	35,561	0.02
Danaher 1.70% 30/03/2024	US	EUR	18,834	19,965	0.01
Korian RTS 26/10/2020	FR	EUR	1,814	4,517	0.00
				266,941	0.16
금융					
Grupo Financiero Banorte	MX	MXN	67,743	255,619	0.15
TCS Group Holding GDR	CY	USD	10,401	213,365	0.13
B3 SA - Brasil Bolsa Balcao	BR	BRL	20,986	161,214	0.10
Kaspi KZ	KZ	USD	3,557	131,130	0.08
Emirates Wts 03/01/2022	AE	USD	43,850	97,344	0.06
Bolsa Mexicana de Valores	MX	MXN	41,800	71,791	0.04
Nova Ljubljanska Banka GDR	SI	EUR	8,373	54,756	0.03
UniCredit 7.296% VRN 02/04/2034 Reg S	IT	USD	30,688	30,341	0.02
Mapfre 4.375% VRN 31/03/2047	ES	EUR	26,570	29,813	0.02
Goldman Sachs Group 2.00% 27/07/2023 EMTN	US	EUR	4,708	4,971	0.00
				1,050,344	0.62
부동산					
Fibra Uno Administracion REIT	MX	MXN	110,489	71,657	0.04
Blackstone Property Partners 1.40% 06/07/2022 EMTN	LU	EUR	9,417	9,571	0.01
				81,228	0.05
정부					
Netherlands 0.00% 29/04/2021	NL	EUR	1,700,459	1,706,251	1.01
Italy 1.70% 01/09/2051	IT	EUR	1,488,048	1,519,933	0.90
US Treasury 0.00% 27/11/2020	US	USD	1,030,198	884,206	0.53
US Treasury 0.00% 12/11/2020	US	USD	1,029,399	883,551	0.53
US Treasury 0.00% 03/12/2020	US	USD	1,028,986	883,149	0.52
US Treasury 0.00% 05/11/2020	US	USD	1,028,839	883,082	0.52
US Treasury 0.00% 19/11/2020	US	USD	1,028,839	883,053	0.52
US Treasury 0.00% 10/12/2020	US	USD	1,028,732	882,918	0.52
European Union 0.00% 04/10/2030 EMTN	SU	EUR	499,563	517,947	0.31
European Union 0.10% 04/10/2040 EMTN	SU	EUR	378,737	384,876	0.23
				9,428,966	5.60
주식 연계 채권					
HSBC (Bupa Arabia For Coop. (A)) ELN 30/09/2021	SA	USD	6,277	164,640	0.10
CITI (Vincom Retail (A)) ELN 19/02/2020	VN	USD	56,417	52,681	0.03
HSBC (Titan Wind Energy Suzhou (A)) ELN 20/07/2021	CN	USD	54,979	50,593	0.03
BNP (Zhejiang Supor Cookware (A)) ELN 24/02/2023	CN	USD	5,461	49,480	0.03
HSBC (Skshu Paint (A)) ELN 21/07/2021	CN	USD	791	15,041	0.01
UBS (Oppein Home Group (A)) ELN 15/06/2021	CN	USD	952	15,010	0.01
CITI (Foshan Haitian Flavouring (A)) ELN 19/02/2021	CN	USD	627	12,884	0.01
UBS (Anhui Heli (A)) ELN 21/01/2022	CN	USD	7,058	12,767	0.01
BNP (Focus Media Info (A)) ELN 10/07/2023	CN	USD	4,985	5,979	0.00
HSBC (Beijing Roborock Tech. (A)) ELN 21/09/2021	CN	USD	35	3,612	0.00
UBS (Midea Group (A)) ELN 16/11/2020	CN	USD	227	2,273	0.00
HSBC (Midea Group (A)) ELN 23/11/2020	CN	USD	95	948	0.00
HSBC (FPT (A)) ELN 23/11/2021	GB	USD	301	572	0.00
UBS (Midea Group (A)) ELN 21/07/2022	CN	USD	19	186	0.00
				386,666	0.23
커뮤니케이션 서비스					
Euskaltel	ES	EUR	6,326	51,686	0.03
				51,686	0.03
목록에 없음					
에너지					
Kalahari Energy*	BW	USD	3,205	0	0.00
				0	0.00
유틸리티					
TXU Europe Funding 7.00% 30/11/2005 (Defaulted)*	GB	EUR	56,461	1	0.00
				1	0.00
소재					
Farmers Bus Perpetual (Pref'd)*	US	USD	2,682	76,084	0.05
FARMERS BU SR F 0% (Pref'd) (Perpetual)*	US	USD	1,810	51,353	0.03
China Metal Recycling Holdings*	HK	HKD	62	0	0.00
				127,437	0.08
산업재					
Tradeshift Holdings*	US	USD	4,970	25,594	0.02
				25,594	0.02
정보 기술					
Innoviz Technology Service*	IL	USD	9,568	69,029	0.04
Sensetime Group*	CN	USD	92,318	28,019	0.02
Bytedance*	CN	USD	516	27,822	0.02
DBA Telecommunication Asia Holdings*	HK	HKD	248	0	0.00
				124,870	0.07
소비재					
Tiger Wheels*	ZA	ZAR	14,595	0	0.00
				0	0.00
건강					
Grail*	US	USD	491	5,011	0.00
JHL Biotech*	KY	TWD	781	1,101	0.00
Chime Biologics*	VG	USD	781	253	0.00
China Animal Healthcare*	BM	HKD	3,678	0	0.00
				6,365	0.00
금융					
Transferwise*	GB	USD	733	78,610	0.05
Transferwise (Pref'd)*	GB	USD	500	53,606	0.03
				132,216	0.08
단주				(8)	(0.00)
총 투자 (비용 EUR 141,699,474)				149,898,065	89.08

차액 거래 계약

	CCY	기본 노출	미실현 이익 / (손실) EUR순	% 자산
베트남 Tech. & Commercial Joint Stock Bank (MS)	USD	51,165	(2,834)	(0.00)
			(2,834)	(0.00)

신용 디폴트 스왑 (Credit Default Swap)

	CCY	기본 노출	미실현 이익 / (손실) EUR순	% 자산
매수 보호 Commerzbk 4% 20/12/2025	EUR	403,859	27,549	0.02
매수 보호 Lloyds Bank 4.5% 20/12/2025	EUR	247,098	5,737	0.00
매수 보호 Repsol Int'l Fin 2.25% 20/12/2025	EUR	464,637	4,517	0.00
매수 보호 4.375% 20/12/2025	EUR	164,732	4,453	0.00
			42,256	0.03

선물환 계약

	기본 노출 EUR	미실현 이익 / (손실) EUR순	% 자산
구입 USD 판매 EUR 에 1.19905 12/11/2020	173,626	5,031	0.00
구입 SEK 판매 EUR 에 10.41988 16/11/2020	376,617	2,257	0.00
구입 CHF 판매 EUR 에 1.07699 16/11/2020	176,096	1,585	0.00
구입 EUR 판매 AUD 에 0.60593 12/11/2020	185,258	803	0.00
구입 USD 판매 EUR 에 1.18295 12/11/2020	31,579	479	0.00
구입 USD 판매 EUR 에 1.18706 12/11/2020	4,365	82	0.00
구입 USD 판매 EUR 에 1.18162 16/11/2020	4,793	67	0.00
구입 USD 판매 EUR 에 1.19339 12/11/2020	2,705	65	0.00
구입 USD 판매 EUR 에 1.18249 16/11/2020	3,697	54	0.00
구입 USD 판매 EUR 에 1.17809 12/11/2020	4,680	51	0.00
구입 USD 판매 EUR 에 1.19106 12/11/2020	2,208	49	0.00

현재 투자종목 명세서서 2020년 10월 31일

	기본 노출 EUR	미실현 이익 / (손실) EUR	% 순자산
구입 USD 판매 EUR 에 1.17954 16/11/2020	1,304	16	0.00
구입 USD 판매 EUR 에 1.17357 16/11/2020	1,473	10	0.00
구입 USD 판매 EUR 에 1.17260 16/11/2020	1,451	9	0.00
구입 USD 판매 PHP 에 0.02058 16/11/2020	568	(1)	(0.00)
구입 USD 판매 PHP 에 0.02055 16/11/2020	482	(2)	(0.00)
구입 USD 판매 PHP 에 0.02052 16/11/2020	354	(2)	(0.00)
구입 EUR 판매 USD 에 0.85062 16/11/2020	173	(2)	(0.00)
구입 USD 판매 PHP 에 0.02063 16/11/2020	8,431	(3)	(0.00)
구입 EUR 판매 USD 에 0.85601 16/11/2020	1,374	(3)	(0.00)
구입 EUR 판매 USD 에 0.85197 16/11/2020	1,265	(9)	(0.00)
구입 EUR 판매 USD 에 0.85007 16/11/2020	1,925	(18)	(0.00)
구입 EUR 판매 USD 에 0.84759 16/11/2020	2,158	(26)	(0.00)
구입 EUR 판매 USD 에 0.84583 16/11/2020	13,331	(190)	(0.00)
구입 EUR 판매 AUD 에 0.60190 12/11/2020	445,006	(1,046)	(0.00)
구입 NOK 판매 EUR 에 10.85198 16/11/2020	133,056	(3,134)	(0.00)
구입 EUR 판매 GBP 에 1.09720 16/11/2020	324,456	(4,233)	(0.00)
구입 EUR 판매 USD 에 0.84324 12/11/2020	254,255	(4,423)	(0.00)
		(2,534)	**(0.00)**
A-ACC 주식 (GBP) (GBP / EUR 헤지)			
구입 GBP 판매 EUR 에 0.90629 24/11/2020	41,046	303	0.00
구입 EUR 판매 GBP 에 1.10752 24/11/2020	1,890	(7)	(0.00)
		296	**0.00**
A-ACC 주식 (USD) (USD / EUR 헤지)			
구입 USD 판매 EUR 에 1.17137 24/11/2020	48,917	243	0.00
구입 EUR 판매 USD 에 0.85286 24/11/2020	2,145	(13)	(0.00)
		230	**0.00**

	CCY	기본 노출	미실현 이익 / (손실) EUR	% 순자산
선물				
Euro-Bund Bond Future 08/12/2020	EUR	6,023,479	33,762	0.02
Euro-Bobl Bond Future 08/12/2020	EUR	1,093,836	2,776	0.00
Euro Buxl 30 Year Bond Future 08/12/2020	EUR	(498,402)	(4,396)	(0.00)
Euro-BTP Bond Future 08/12/2020	EUR	(1,877,978)	(7,021)	(0.00)
S&P 500 Emini Index Future 18/12/2020	USD	3,454,685	(69,615)	(0.04)
S&P TSX 60 Index Future 17/12/2020	CAD	4,248,476	(137,700)	(0.08)
E-Mini Russ 1000 Index Future 18/12/2020	USD	8,215,845	(235,463)	(0.14)
MSCI Europe Index Future 18/12/2020	EUR	6,330,496	(458,460)	(0.27)
			(876,117)	**(0.52)**

	CCY	Contracts	시장 가격 EUR	% 순자산
옵션				
구입 풋 HSI 지수 22000 29/06/2021	HKD	1	914	0.00
구입 풋 HSI 지수 21600 29/06/2021	HKD	1	429	0.00
구입 풋 한국 Kospi 200 지수 285 10/06/2021	KRW	28,435	318	0.00
구입 풋 HSCEI 지수 8300 29/09/2021	HKD	1	244	0.00
구입 풋 한국 KOSPI 200 지수 280 10/06/2021	KRW	13,972	139	0.00
			2,044	**0.00**
기타 자산 및 부채			19,215,570	11.42
순자산			**168,276,976**	**100.00**

지역별 배분

국가	국가 코드	% 순자산
미국	US	24.93
독일	DE	9.12
아일랜드	IE	8.59
영국	GB	6.15
중국	CN	6.08
일본	JP	4.68
네덜란드	NL	4.45
프랑스	FR	2.93
인도	IN	2.12
홍콩	HK	1.78
스위스	CH	1.68
이탈리아	IT	1.53
스웨덴	SE	1.30
스페인	ES	1.08
남아프리카 공화국	ZA	1.07
한국	KR	1.06
브라질	BR	1.06
대만	TW	0.79
호주	AU	0.71
인도네시아	ID	0.70
덴마크	DK	0.70
러시아	RU	0.68
룩셈부르크	LU	0.66
핀란드	FI	0.62
태국	TH	0.58
노르웨이	NO	0.57
초 국가	SU	0.54
멕시코	MX	0.48
싱가포르	SG	0.46
필리핀	PH	0.23
말레이시아	MY	0.16
베트남	VN	0.15
모나코	MC	0.13
키프로스	CY	0.13
벨기에	BE	0.13
Saudi Arabia	SA	0.10
캐나다	CA	0.09
그리스	GR	0.08
나이지리아	NG	0.08
아르헨티나	AR	0.08
아랍 에미리트	AE	0.08
이스라엘	IL	0.08
카자흐스탄	KZ	0.08
오스트리아	AT	0.07
버뮤다	BM	0.07
케냐	KE	0.06
포르투갈	PT	0.05
체코	CZ	0.05
슬로베니아	SI	0.03
페루	PE	0.02
터키	TR	0.01
뉴질랜드	NZ	0.01
스리랑카	LK	0.01
케이맨 제도	KY	0.00
버진 아일랜드 (영국령)	VG	0.00
보츠와나	BW	0.00
현금 및 기타 순자산		10.93

Fidelity Target™ 2040 (Euro) Fund [4]

현재 투자종목 명세서서 2020년 10월 31일

공인된 주식 또는 공식 증권거래소에서 거래됨

에너지

	국가 코드	CCY	주식 또는 명목	시장 가격 EUR순	% 자산
Reliance Industries	IN	INR	26,363	626,502	0.35
Equinor	NO	NOK	46,821	510,995	0.29
Total	FR	EUR	17,194	443,955	0.25
Royal Dutch Shell (B)	NL	GBP	38,912	401,955	0.23
PTT	TH	THB	310,193	264,229	0.15
Lukoil	RU	USD	5,150	225,473	0.13
Marathon Petroleum	US	USD	8,482	207,993	0.12
John Wood Group	GB	GBP	82,078	193,574	0.11
SBM Offshore	NL	EUR	10,061	139,247	0.08
Chevron	US	USD	2,068	121,538	0.07
Tatneft (Pref'd)	RU	USD	20,678	88,660	0.05
Cairn Energy	GB	GBP	50,575	78,168	0.04
CNOOC	CN	HKD	98,033	76,737	0.04
Lundin Energy	SE	SEK	4,178	68,523	0.04
Royal Dutch Shell (A) (NL)	NL	EUR	5,775	62,851	0.04
Galp Energia SGPS	PT	EUR	8,808	61,250	0.03
Diversified Gas & Oil	US	GBP	41,805	51,969	0.03
Repsol International Fin. 4.247% VRN (Perpetual)	NL	EUR	50,108	50,923	0.03
Gazprom	RU	USD	30,361	50,700	0.03
China Petroleum & Chemical (H)	CN	HKD	145,764	48,781	0.03
BP Capital Markets 3.625% VRN (Perpetual)	GB	EUR	41,176	42,355	0.02
Eni 3.375% VRN (Perpetual)	IT	EUR	38,435	38,109	0.02
Jadestone Energy	SG	GBP	68,489	35,031	0.02
China Shenhua Energy (H)	CN	HKD	22,114	32,878	0.02
Reliance Industries	IN	INR	1,436	19,644	0.01
PetroChina (H)	CN	HKD	66,305	15,954	0.01
Reabold Resources	GB	GBP	2,334,486	15,185	0.01
Kosmos Energy	US	GBP	15,050	13,764	0.01
CGG	FR	EUR	20,254	9,714	0.01
Longboat Energy	GB	GBP	9,341	9,140	0.01
Sinopec Kantons Holdings	HK	HKD	24,705	7,671	0.00
Senex Energy	AU	AUD	25,723	4,581	0.00
Star Petroleum Refining	TH	THB	24,739	3,599	0.00
China Oilfield Services (H)	CN	HKD	6,923	3,585	0.00
Cooper Energy	AU	AUD	15,306	2,907	0.00
				4,028,140	**2.26**

유틸리티

	국가 코드	CCY	주식 또는 명목	시장 가격 EUR순	% 자산
NextEra Energy	US	USD	12,108	766,902	0.43
National Grid	GB	GBP	70,253	717,887	0.40
Enel	IT	EUR	59,641	407,586	0.23
Engie	FR	EUR	30,888	320,777	0.18
Fortum	FI	EUR	11,805	190,655	0.11
American Water Works	US	USD	1,323	171,868	0.10
CMS Energy	US	USD	2,815	153,837	0.09
RWE	DE	EUR	3,073	97,701	0.05
United Utilities Group	GB	GBP	9,984	95,846	0.05
Exelon	US	USD	2,303	78,728	0.04
Italgas	IT	EUR	13,880	68,874	0.04
Inter RAO UES P	RU	USD	769,851	42,354	0.02
Power Grid Corporation of (India)	IN	INR	19,583	38,735	0.02
Rubis	FR	EUR	1,170	32,984	0.02
Tenaga Nasional	MY	MYR	16,542	32,590	0.02
Mega First	MY	MYR	19,308	27,755	0.02
First Gen	PH	PHP	52,723	26,648	0.01
Cikarang Listrindo	ID	IDR	634,091	22,207	0.01
Guangdong Investment	HK	HKD	12,546	15,970	0.01
China Resources Power Holdings	HK	HKD	16,653	14,876	0.01
West Holdings	JP	JPY	391	11,486	0.01
Innogy Finance 0.75% 30/11/2022 EMTN	NL	EUR	10,031	10,219	0.01
Enel Finance International 0.00% 17/06/2024 EMTN	NL	EUR	10,031	10,073	0.01
PTC India	IN	INR	16,954	9,213	0.01
Huadian Power International (H)	CN	HKD	42,516	9,050	0.01
China Resources Gas Group	HK	HKD	2,191	8,162	0.00
CK Infrastructure Holdings	HK	HKD	1,777	7,191	0.00
Tianjin Development Holdings	HK	HKD	10,815	1,655	0.00
				3,391,829	**1.90**

소재

	국가 코드	CCY	주식 또는 명목	시장 가격 EUR순	% 자산
Air Products and Chemicals	US	USD	3,005	710,320	0.40
Arcelormittal	LU	EUR	38,259	445,800	0.25
BHP Group (UK)	AU	GBP	25,584	423,927	0.24
Vale ADR	BR	USD	35,290	322,593	0.18
FMC	US	USD	3,496	307,733	0.17
Air Liquide	FR	EUR	2,450	307,526	0.17
Endeavour Mining	MC	CAD	13,133	271,824	0.15
Sibanye Stillwater	ZA	ZAR	108,314	268,681	0.15
DuPont de Nemours	US	USD	4,042	196,539	0.11
Impala Platinum Holdings	ZA	ZAR	25,195	190,134	0.11
Celanese	US	USD	1,878	181,345	0.10
Harmony Gold Mining	ZA	ZAR	39,119	164,899	0.09
LafargeHolcim	CH	CHF	4,229	155,894	0.09
DRDGOLD	ZA	ZAR	155,914	146,116	0.08
Anglo American	GB	GBP	6,921	139,374	0.08
Victrex	GB	GBP	6,347	130,215	0.07
Shin-Etsu Chemical	JP	JPY	942	107,979	0.06
Asian Paints	IN	INR	4,152	106,238	0.06
Skshu Paint (A)	CN	CNY	5,352	101,767	0.06
Kenmare Resources	IE	GBP	28,411	91,615	0.05
Lundin Gold	CA	CAD	12,054	85,467	0.05
SIG Combibloc Group	CH	CHF	4,670	82,468	0.05
UltraTech Cement	IN	INR	1,532	81,010	0.05
Synthomer	GB	GBP	17,491	73,362	0.04
Fuchs Petrolub (Pref'd)	DE	EUR	1,617	71,418	0.04
African Rainbow Minerals	ZA	ZAR	5,834	70,176	0.04
Essentra	GB	GBP	23,368	64,075	0.04
Kansai Paint	JP	JPY	2,612	57,847	0.03
Huhtamaki	FI	EUR	1,287	53,966	0.03
Sumitomo Metal Mining	JP	JPY	2,005	53,468	0.03
Wienerberger	AT	EUR	2,449	53,039	0.03
Siam Cement	TH	THB	5,529	51,331	0.03
Verallia	FR	EUR	1,990	47,570	0.03
Rhi Magnesita	AT	GBP	1,659	47,232	0.03
Glencore	CH	GBP	24,893	43,153	0.02
Boliden (B)	SE	SEK	1,701	39,938	0.02
NOF	JP	JPY	1,020	32,916	0.02
Baoshan Iron & Steel (A)	CN	CNY	46,029	31,533	0.02
Anhui Conch Cement (A)	CN	CNY	4,410	28,810	0.02
Air Water	JP	JPY	2,248	27,583	0.02
Korea Zinc	KR	KRW	91	26,398	0.01
Nabaltec	DE	EUR	1,310	26,073	0.01
Sumitomo Bakelite	JP	JPY	1,048	25,460	0.01
BHP Group	AU	AUD	1,216	24,879	0.01
ATA IMS	MY	MYR	53,642	23,146	0.01
Nickel Mines	AU	AUD	40,614	21,922	0.01
Scientex	MY	MYR	6,709	16,475	0.01
Fuso Chemical	JP	JPY	547	16,040	0.01
Evolution Mining	AU	AUD	4,665	15,670	0.01
West China Cement	CN	HKD	114,141	14,558	0.01
Fufeng Group	CN	HKD	52,977	14,399	0.01
Merdeka Copper Gold	ID	IDR	124,439	13,321	0.01
Indocement Tunggal Prakarsa (A)	ID	IDR	18,609	13,181	0.01
Jiangxi Copper (H)	CN	HKD	11,509	11,787	0.01
Severstal	RU	USD	950	11,139	0.01
Skshu Paint (A)	CN	CNY	501	9,522	0.01
POSCO	KR	KRW	56	8,903	0.00
TOA Paint Thailand	TH	THB	9,616	8,521	0.00
Ivanhoe Mines	CA	CAD	2,357	7,748	0.00
Beijing Oriental Yuhong Waterproof Technology (A)	CN	CNY	1,619	7,719	0.00
Aluminum Corp of China	CN	HKD	39,311	7,365	0.00
Angang Steel (H)	CN	HKD	27,292	6,875	0.00
Fujimi	JP	JPY	222	6,802	0.00
Lotte Chemical Titan Holding	MY	MYR	14,620	6,285	0.00
Sahamitr Pressure Container	TH	THB	19,696	6,113	0.00
Gold Road Resources	AU	AUD	7,608	6,100	0.00
Shenzhen YUTO Packaging Technology	CN	CNY	1,434	5,446	0.00
Westgold Resources	AU	AUD	3,320	5,182	0.00
PPC	ZA	ZAR	181,865	5,095	0.00
Saracen Mineral Holdings	AU	AUD	1,389	4,727	0.00
Greatview Aseptic Packaging	CN	HKD	11,903	4,376	0.00
Wonik Materials	KR	KRW	165	3,313	0.00
St Barbara	AU	AUD	1,745	2,811	0.00
Blackstone Minerals	AU	AUD	12,720	2,650	0.00
Hansol Chemical	KR	KRW	23	2,448	0.00
Shenzhen YUTO Packaging Technology	CN	CNY	563	2,139	0.00
Baoshan Iron & Steel (A)	CN	CNY	3,005	2,058	0.00
Bardoc Gold	AU	AUD	40,048	1,746	0.00
Musgrave Minerals	AU	AUD	3,516	1,040	0.00
				6,266,313	**3.51**

산업재

	국가 코드	CCY	주식 또는 명목	시장 가격 EUR순	% 자산
Wolters Kluwer	NL	EUR	12,926	899,360	0.50
Siemens	DE	EUR	8,564	862,395	0.48
SKF	SE	SEK	36,035	633,979	0.35
Norfolk Southern	US	USD	3,534	626,638	0.35
Allison Transmission Holdings	US	USD	17,890	544,972	0.31
Johnson Controls International	US	USD	11,317	406,223	0.23
Epiroc	SE	SEK	32,434	399,627	0.22
TransUnion	US	USD	5,671	385,218	0.22
RELX	GB	EUR	22,451	381,777	0.21
DCC	IE	GBP	6,262	349,788	0.20
Daikin Industries	JP	JPY	2,045	328,538	0.18
MISUMI Group	JP	JPY	12,633	322,180	0.18

* 이사회 결정으로 가격이 책정된 유가증권.

전체 주석 목록은 6페이지에 나와 있습니다.

별첨 재무제표에 대한 주석은 본 재무제표의 중요한 일부입니다. 투자종목 명세서 및 지역별 배분의 순자산 비율은 반올림되었습니다.

현재 투자종목 명세서서 2020년 10월 31일

	국가 코드	CCY	주식 또는 명목	시장 가격 EUR순	% 자산
XPO Logistics	US	USD	3,669	281,309	0.16
FANUC	JP	JPY	1,437	261,123	0.15
Meggitt	GB	GBP	82,794	251,602	0.14
Nidec	JP	JPY	2,808	243,226	0.14
Kansas City Southern	US	USD	1,528	229,757	0.13
Wizz Air Holdings	CH	GBP	6,330	224,823	0.13
Harmonic Drive Systems	JP	JPY	3,856	219,296	0.12
Oshkosh	US	USD	3,726	216,282	0.12
Recruit Holdings	JP	JPY	6,463	211,359	0.12
Daifuku	JP	JPY	2,232	197,658	0.11
Aalberts	NL	EUR	6,541	188,652	0.11
Makita	JP	JPY	4,966	188,472	0.11
JB Hunt Transport Services	US	USD	1,810	187,985	0.11
Techtronic Industries	HK	HKD	16,150	186,436	0.10
United Rentals	US	USD	1,217	184,719	0.10
WW Grainger	US	USD	583	174,756	0.10
ITOCHU	JP	JPY	8,261	170,380	0.10
Casella Waste Systems	US	USD	3,439	162,882	0.09
Sandvik	SE	SEK	10,462	160,122	0.09
SMC	JP	JPY	334	152,564	0.09
Vinci	FR	EUR	2,194	148,777	0.08
FTI Consulting	US	USD	1,726	146,866	0.08
Fortive	US	USD	2,623	138,620	0.08
Flughafen Zuerich	CH	CHF	956	110,741	0.06
Greentown Service Group	CN	HKD	107,079	100,871	0.06
Safran	FR	EUR	1,057	95,700	0.05
ManpowerGroup	US	USD	1,594	92,253	0.05
Balfour Beatty	GB	GBP	38,584	91,639	0.05
THK	JP	JPY	3,812	86,740	0.05
Airports of Thailand	TH	THB	55,931	79,419	0.04
DKSH Holding	CH	CHF	1,404	77,622	0.04
Assa Abloy	SE	SEK	4,106	75,719	0.04
L3Harris Technologies	US	USD	553	75,378	0.04
Alpha Financial Markets Consulting	GB	GBP	31,243	74,691	0.04
Morgan Advanced Materials	GB	GBP	25,892	71,975	0.04
UT Group	JP	JPY	2,512	67,258	0.04
Inwido	SE	SEK	7,224	65,816	0.04
Varta	DE	EUR	606	65,225	0.04
Controladora Vuela Cia de Aviacion ADR	MX	USD	9,402	63,514	0.04
Inspired Energy	GB	GBP	422,284	59,868	0.03
Yaskawa Electric	JP	JPY	1,688	56,315	0.03
Air Lease	US	USD	2,240	52,407	0.03
RELX	GB	GBP	2,926	49,692	0.03
Hitachi Construction Machinery	JP	JPY	2,278	48,214	0.03
SHO-BOND Holdings	JP	JPY	1,078	44,682	0.03
Zhuzhou CRRC Times Electric (H)	CN	HKD	15,801	41,746	0.02
Penta-Ocean Construction	JP	JPY	7,654	41,689	0.02
SITC International Holdings	HK	HKD	28,761	38,122	0.02
LISI	FR	EUR	2,659	36,901	0.02
Clarkson	GB	GBP	1,624	36,300	0.02
Simplybiz Group	GB	GBP	22,411	34,389	0.02
Siemens Energy	DE	EUR	1,819	34,192	0.02
Singapore Technologies Engineering	SG	SGD	15,035	32,994	0.02
HeadHunter Group ADR	RU	USD	1,630	32,269	0.02
Sany Heavy Industry (A)	CN	CNY	9,678	32,255	0.02
Arwana Citramulia	ID	IDR	999,594	29,077	0.02
Kerry Logistics Network	HK	HKD	16,022	28,713	0.02
Trusco Nakayama	JP	JPY	1,291	28,589	0.02
Makuake	JP	JPY	286	27,780	0.02
International Container Terminal Services	PH	PHP	13,316	27,156	0.02
COMSYS Holdings	JP	JPY	1,230	26,843	0.02
Grupo Aeroportuario del Sureste ADR (B)	MX	USD	273	26,630	0.01
ZTO Express Cayman ADR	CN	USD	978	24,497	0.01
CKD	JP	JPY	1,710	24,429	0.01
Raksul	JP	JPY	518	21,692	0.01
LT Group	PH	PHP	99,327	20,328	0.01
Titan Wind Energy Suzhou	CN	CNY	22,030	20,285	0.01
Honeywell International 0.00% 10/03/2024	US	EUR	20,061	20,154	0.01
Caverion	FI	EUR	3,364	18,939	0.01
Miura	JP	JPY	454	18,365	0.01
Weichai Power (A)	CN	CNY	8,900	17,275	0.01
Ayala	PH	PHP	1,253	16,958	0.01
Cebu Air	PH	PHP	24,429	16,809	0.01
Sinotruk (Hong Kong)	CN	HKD	7,350	16,125	0.01
Senior	GB	GBP	25,257	15,390	0.01
Hitachi Transport System	JP	JPY	562	15,298	0.01
Beijing Capital International Airport (H)	CN	HKD	28,982	15,199	0.01
GT Capital Holdings	PH	PHP	1,992	15,191	0.01
Sinotrans (H)	CN	HKD	58,722	14,925	0.01
Fuji Electric	JP	JPY	547	14,230	0.01
Daqin Railway (A)	CN	CNY	17,047	14,013	0.01
Kubota	JP	JPY	896	13,372	0.01
Pacific Basin Shipping	HK	HKD	103,698	12,996	0.01
Country Garden Services Holdings	CN	HKD	2,402	12,978	0.01
Kung Long Batteries Industrial	TW	TWD	3,134	12,895	0.01
MonotaRO	JP	JPY	267	12,722	0.01
Titan Wind Energy Suzhou	CN	CNY	12,764	11,746	0.01
Weichai Power (H)	CN	HKD	6,952	11,311	0.01
Nihon Flush	JP	JPY	995	11,026	0.01
Siemens Financier 0.125% 05/06/2022 EMTN	NL	EUR	10,031	10,097	0.01
Guangshen Railway (H)	CN	HKD	70,128	10,028	0.01
Nomura	JP	JPY	1,746	9,692	0.01
Service Stream	AU	AUD	7,652	9,262	0.01
Ushio	JP	JPY	911	8,742	0.00
Rozetta	JP	JPY	526	8,625	0.00
Air China (H)	CN	HKD	14,417	8,003	0.00
Sime Darby	MY	MYR	15,986	7,958	0.00
Nippo	JP	JPY	359	7,918	0.00
Shanghai M&G Stationery	CN	CNY	762	7,852	0.00
Hyundai Mipo Dockyard	KR	KRW	363	7,747	0.00
SBS Transit	SG	SGD	4,315	7,734	0.00
CIMC Enric Holdings	HK	HKD	18,743	7,576	0.00
China Southern Airlines (H)	CN	HKD	16,730	7,516	0.00
Sinopec Engineering Group (H)	CN	HKD	22,246	7,421	0.00
Dynasty Ceramic	TH	THB	110,073	6,971	0.00
Sino-Thai Engineering & Construction	TH	THB	24,521	6,800	0.00
Kito	JP	JPY	623	6,591	0.00
Surya Pertiwi	ID	IDR	280,197	6,558	0.00
Sany Heavy Industry (A)	CN	CNY	1,870	6,234	0.00
Taikisha	JP	JPY	253	5,665	0.00
Muhibbah Engineering	MY	MYR	36,687	5,532	0.00
Raito Kogyo	JP	JPY	440	5,362	0.00
Trellidor Holdings	ZA	ZAR	52,154	4,411	0.00
Techno Smart	JP	JPY	607	4,403	0.00
China State Construction Engineering	CN	CNY	6,549	4,300	0.00
Keppel	SG	SGD	1,547	4,268	0.00
Qingdao Port International	CN	HKD	8,441	4,116	0.00
Nitto Boseki	JP	JPY	130	4,115	0.00
ZTO Express Cayman	CN	HKD	154	3,898	0.00
Nitta	JP	JPY	213	3,855	0.00
Hong Leong Industries	MY	MYR	2,415	3,722	0.00
KEC International	IN	INR	939	3,530	0.00
China Railway Group (H)	CN	HKD	7,842	3,097	0.00
Geumhwa PSC	KR	KRW	141	2,972	0.00
BOC Aviation	SG	HKD	547	2,904	0.00
Cardig Aero Services	ID	IDR	247,462	2,877	0.00
Nippon Road Co	JP	JPY	41	2,533	0.00
NARI Technology	CN	CNY	794	2,119	0.00
Hirano Tecseed/Kinzoku	JP	JPY	146	1,861	0.00
Monalisa Group	CN	CNY	452	1,739	0.00
Sumitomo Densetsu	JP	JPY	84	1,725	0.00
Koentec	KR	KRW	267	1,710	0.00
Anhui Heli Co	CN	CNY	885	1,601	0.00
Weichai Power (A)	CN	CNY	537	1,043	0.00
China Index Holdings ADR	CN	USD	648	717	0.00
Business Online	TH	THB	4,253	690	0.00
TK Group Holdings	CN	HKD	2,267	578	0.00
Kosaido	JP	JPY	53	265	0.00
				13,513,826	7.57

정보 기술

Microsoft	US	USD	13,162	2,276,227	1.27
Tencent Holdings	CN	HKD	31,267	2,046,357	1.15
Alphabet (A)	US	USD	1,264	1,759,636	0.99
Taiwan Semiconductor Manufacturing	TW	TWD	92,671	1,202,891	0.67
Apple	US	USD	12,867	1,202,388	0.67
Facebook	US	USD	4,984	1,135,925	0.64
Samsung Electronics	KR	KRW	23,561	1,016,084	0.57
Visa	US	USD	5,933	918,291	0.51
SAP	DE	EUR	9,780	894,799	0.50
NXP Semiconductors	NL	USD	5,826	670,520	0.38
Salesforce.com	US	USD	2,891	574,357	0.32
Intel	US	USD	14,751	556,467	0.31
Fidelity National Information Services	US	USD	5,180	552,903	0.31
Infosys	IN	INR	43,600	534,664	0.30
Alphabet	US	USD	329	460,062	0.26
Fiserv	US	USD	5,128	416,071	0.23
Capgemini	FR	EUR	3,958	392,388	0.22
Qualcomm	US	USD	3,690	390,091	0.22
Keyence	JP	JPY	985	384,017	0.22
SK Hynix	KR	KRW	5,128	312,140	0.17
Sage Group	GB	GBP	43,828	309,747	0.17
VMware	US	USD	2,597	285,491	0.16
Lam Research	US	USD	950	281,708	0.16
SS&C Technologies Holdings	US	USD	5,299	270,002	0.15
NAVER	KR	KRW	1,227	269,791	0.15
Murata Manufacturing	JP	JPY	4,349	262,840	0.15
IPG Photonics	US	USD	1,493	239,255	0.13
Workday	US	USD	1,316	238,263	0.13
SYNNEX	US	USD	2,090	235,561	0.13

현재 투자종목 명세서서 2020년 10월 31일

	국가 코드	CCY	주식 또는 명목	시장 가격 EUR순	% 자산
Shimadzu	JP	JPY	9,406	230,877	0.13
Tata Consultancy Services	IN	INR	7,240	223,537	0.13
MediaTek	TW	TWD	10,439	213,279	0.12
CDW	US	USD	1,823	191,110	0.11
Oracle	US	USD	3,647	175,179	0.10
TDK	JP	JPY	1,716	173,243	0.10
Tokyo Electron	JP	JPY	737	170,069	0.10
Azbil	JP	JPY	4,753	165,691	0.09
Hamamatsu Photonics KK	JP	JPY	3,721	160,840	0.09
Cognex	US	USD	2,698	152,710	0.09
Infineon Technologies	DE	EUR	6,183	147,772	0.08
Micron Technology	US	USD	3,391	144,704	0.08
Disco	JP	JPY	607	140,825	0.08
Coherent	US	USD	1,268	136,066	0.08
Foxconn Industrial Internet (A)	CN	CNY	76,617	134,300	0.08
Nutanix	US	USD	6,291	131,864	0.07
RingCentral	US	USD	579	126,332	0.07
Samsung SDI	KR	KRW	360	121,687	0.07
Software	DE	EUR	3,839	118,077	0.07
Littelfuse	US	USD	654	112,019	0.06
Applied Materials	US	USD	2,143	108,253	0.06
Entegris	US	USD	1,568	101,033	0.06
Pagseguro Digital	BR	USD	3,149	99,256	0.06
Ciena	US	USD	2,899	97,735	0.05
Infosys ADR	IN	USD	7,849	95,330	0.05
Cognizant Technology Solutions	US	USD	1,493	91,364	0.05
Renesas Electronics	JP	JPY	12,856	91,192	0.05
Rohm	JP	JPY	1,348	88,979	0.05
New Relic	US	USD	1,504	78,966	0.04
Check Point Software Technologies (H)	IL	USD	775	75,905	0.04
Dell Technologies	US	USD	1,476	75,737	0.04
SDL	GB	GBP	9,711	74,509	0.04
Advanced Energy Industries	US	USD	1,256	73,352	0.04
Yokogawa Electric	JP	JPY	5,786	72,980	0.04
Western Digital	US	USD	2,293	72,912	0.04
MKS Instruments	US	USD	760	71,606	0.04
Aptitude Software Group	GB	GBP	13,208	70,495	0.04
Z Holdings	JP	JPY	11,654	69,804	0.04
Globant	AR	USD	444	68,871	0.04
Iriso Electronics	JP	JPY	2,080	68,001	0.04
Justsystems	JP	JPY	1,202	67,603	0.04
SCREEN Holdings	JP	JPY	1,364	64,144	0.04
Citrix Systems	US	USD	632	62,089	0.03
Telefonaktiebolaget LM Ericsson	SE	SEK	6,465	61,978	0.03
Hitachi	JP	JPY	2,020	58,422	0.03
Xilinx	US	USD	577	58,298	0.03
Lenovo Group	CN	HKD	107,935	58,141	0.03
Dialog Semiconductor	GB	EUR	1,741	57,056	0.03
Cisco Systems	US	USD	1,849	56,540	0.03
MasterCard	US	USD	229	55,831	0.03
Baidu ADR	CN	USD	464	52,476	0.03
Autohome ADR	CN	USD	618	50,570	0.03
Alten	FR	EUR	726	49,872	0.03
AIXTRON	DE	EUR	5,141	49,731	0.03
Amdocs	US	USD	1,028	49,575	0.03
Taiyo Yuden	JP	JPY	1,554	49,361	0.03
Sopra Steria Group	FR	EUR	446	45,468	0.03
Hangzhou Hikvision Digital Technology (A)	CN	CNY	7,329	42,272	0.02
Sansan	JP	JPY	690	39,259	0.02
AAC Technologies Holdings	CN	HKD	7,734	34,900	0.02
Infineon Tech. 2.00% 24/06/2032 EMTN	DE	EUR	31,154	33,854	0.02
Fujitsu	JP	JPY	320	32,159	0.02
DXC Technology	US	USD	1,936	30,012	0.02
Foxconn Industrial Internet	CN	CNY	14,955	26,215	0.01
NEC	JP	JPY	592	25,623	0.01
Samsung Electronics Perpetual (Pref'd)	KR	KRW	650	24,829	0.01
giftee	JP	JPY	1,053	24,492	0.01
TravelSky Technology	CN	HKD	13,256	23,972	0.01
Kamakura Shinsho	JP	JPY	2,503	21,262	0.01
Horiba	JP	JPY	490	20,692	0.01
Obic	JP	JPY	135	20,511	0.01
Hennge KK	JP	JPY	327	20,383	0.01
Eizo	JP	JPY	623	20,208	0.01
Digital Garage	JP	JPY	621	18,969	0.01
Hon Hai Precision Industry	TW	TWD	8,013	18,670	0.01
Sabre	US	USD	3,020	16,540	0.01
Sunny Optical Technology (H)	CN	HKD	1,088	15,515	0.01
Appen	AU	AUD	785	15,325	0.01
Redington India	IN	INR	9,852	14,782	0.01
Information Services International-Dentsu	JP	JPY	267	14,404	0.01
Fidelity National Info. Services 0.75% 21/05/2023	US	EUR	14,003	14,313	0.01
FPT	VN	VND	7,504	14,308	0.01
Momo ADR	CN	USD	1,115	14,242	0.01
Optex Group	JP	JPY	1,015	12,978	0.01
NEC Networks & System Integration	JP	JPY	774	11,541	0.01
Shinko Electric Industries	JP	JPY	702	10,518	0.01
Ming Yuan Cloud Group Holdings	CN	HKD	2,832	10,375	0.01
NET One Systems	JP	JPY	395	10,151	0.01
Fidelity National Info. Services 0.40% 15/01/2021	US	EUR	10,031	10,037	0.01
Advantech	TW	TWD	1,087	9,458	0.01
Atea	NO	NOK	901	8,953	0.01
Itochu Techno-Solutions	JP	JPY	304	8,862	0.00
Fabrinet	TH	USD	171	8,860	0.00
Chatwork	JP	JPY	515	8,805	0.00
m-up Holdings	JP	JPY	418	8,725	0.00
Nomura Research Institute	JP	JPY	334	8,474	0.00
Freee KK	JP	JPY	119	7,992	0.00
Hinduja Global Solutions	IN	INR	1,001	7,698	0.00
Powertech Technology	TW	TWD	2,967	7,540	0.00
Dip	JP	JPY	454	7,495	0.00
ASM Pacific Technology	HK	HKD	855	7,401	0.00
Tech Mahindra	IN	INR	755	7,119	0.00
Alps Electric	JP	JPY	547	6,766	0.00
PT Metrodata Electronics	ID	IDR	69,373	6,510	0.00
Venture	SG	SGD	515	6,235	0.00
Otsuka	JP	JPY	152	6,002	0.00
Chroma ATE	TW	TWD	1,383	5,657	0.00
KoMiCo	KR	KRW	198	5,523	0.00
My EG Services	MY	MYR	18,658	5,294	0.00
Polytronics Technology	TW	TWD	1,887	5,223	0.00
China Railway Signal & Communication Corp (H)	CN	HKD	18,295	5,178	0.00
Elite Material	TW	TWD	928	4,188	0.00
Spigen Korea	KR	KRW	85	4,012	0.00
Hytera Communications (B)	CN	CNY	4,332	3,963	0.00
Netbay (F)	TH	THB	5,693	3,902	0.00
Cyient	IN	INR	835	3,814	0.00
Bengo4.com	JP	JPY	32	3,679	0.00
Japan Material	JP	JPY	296	3,284	0.00
Largan Precision	TW	TWD	32	2,914	0.00
Computer Age Management Services	IN	INR	116	1,746	0.00
Silergy	CN	TWD	31	1,638	0.00
SHIFT	JP	JPY	7	765	0.00
Fang Holdings ADR	CN	USD	9	80	0.00
				26,709,618	14.96

소비재

Amazon.com	US	USD	609	1,592,156	0.89
Alibaba Group Holding	CN	HKD	44,581	1,453,923	0.81
Charter Communications	US	USD	2,778	1,437,856	0.81
Alibaba Group Holding ADR	CN	USD	4,001	1,042,818	0.58
Publicis Groupe	FR	EUR	26,684	795,177	0.45
Prosus	NL	EUR	8,406	721,060	0.40
McDonald's	US	USD	3,174	577,507	0.32
Naspers	ZA	ZAR	3,377	564,233	0.32
Booking Holdings	US	USD	406	563,301	0.32
Nike	US	USD	4,662	481,014	0.27
Takeaway.com	NL	EUR	4,529	432,629	0.24
Lowe's Cos	US	USD	2,728	368,617	0.21
Galaxy Entertainment Group	HK	HKD	63,454	359,820	0.20
Puma	DE	EUR	4,687	351,693	0.20
Shimano	JP	JPY	1,691	331,877	0.19
New Oriental Education & Technology Group ADR	CN	USD	2,358	325,142	0.18
NVR	US	USD	81	281,408	0.16
Altice USA	US	USD	11,362	263,225	0.15
Liberty Media Group	US	USD	7,806	239,522	0.13
Midea Group (A)	CN	CNY	23,422	234,451	0.13
Pearson	GB	GBP	41,078	232,949	0.13
Persimmon	GB	GBP	8,779	228,031	0.13
Trip.com Group ADR	CN	USD	9,293	227,958	0.13
Fast Retailing	JP	JPY	349	209,328	0.12
AutoZone	US	USD	185	179,479	0.10
Burlington Stores	US	USD	1,046	172,098	0.10
Service Corp International	US	USD	4,138	167,519	0.09
Stanley Electric	JP	JPY	6,758	165,222	0.09
Papa John's International	US	USD	2,477	161,574	0.09
Shenzhou International Group Holdings	CN	HKD	10,345	154,328	0.09
ServiceMaster Global Holdings	US	USD	3,773	153,154	0.09
Activision Blizzard	US	USD	2,207	142,270	0.08
JD.com	CN	HKD	3,885	135,589	0.08
ANTA Sports Products	CN	HKD	14,010	133,283	0.07
Gree Electric Appliances Inc of Zhuhai	CN	CNY	17,420	130,946	0.07
Hyundai Mobis	KR	KRW	741	127,313	0.07
Pan Pacific International Holdings	JP	JPY	6,768	123,551	0.07
Laureate Education	US	USD	10,804	119,259	0.07
Meituan Dianping	CN	HKD	3,697	118,325	0.07
JD.com ADR	CN	USD	1,691	117,517	0.07
Eicher Motors	IN	INR	4,826	116,545	0.07
Foschini Group	ZA	ZAR	25,367	115,349	0.06
Maruti Suzuki India	IN	INR	1,419	114,264	0.06
Porsche Automobil Holding Perpetual (Pref'd)	DE	EUR	2,426	111,587	0.06

현재 투자종목 명세서서 2020년 10월 31일

	국가 코드	CCY	주식 또는 명목	시장 가격 EUR순	% 자산
Volkswagen (Pref'd)	DE	EUR	888	111,045	0.06
Zhejiang Supor (A)	CN	CNY	11,655	105,594	0.06
Vistry Group	GB	GBP	17,010	103,083	0.06
Zhongsheng Group Holdings	CN	HKD	16,672	102,018	0.06
EssilorLuxottica	FR	EUR	946	100,430	0.06
Dollar Tree	US	USD	1,295	100,214	0.06
MercadoLibre	AR	USD	91	95,328	0.05
TAL Education Group ADR	CN	USD	1,695	95,307	0.05
Vivo Energy	GB	GBP	110,384	92,790	0.05
OPAP (A)	GR	EUR	12,648	87,586	0.05
DouYu International Holdings ADR	CN	USD	6,635	85,734	0.05
Guangzhou Automobile Group (H)	CN	HKD	94,346	83,247	0.05
Nokian Renkaat	FI	EUR	3,152	83,179	0.05
Li Ning	CN	HKD	18,601	83,074	0.05
Detsky Mir	RU	USD	69,639	82,813	0.05
Toyo Tire & Rubber	JP	JPY	6,484	82,607	0.05
Koito Manufacturing	JP	JPY	1,947	80,619	0.05
Fiat Chrysler Automobiles	GB	EUR	7,540	79,491	0.04
Jumbo	GR	EUR	6,508	78,091	0.04
Pepkor Holdings	ZA	ZAR	119,548	75,511	0.04
NetEase ADR	CN	USD	1,007	74,352	0.04
Team17 Group	GB	GBP	8,941	70,583	0.04
Advance Auto Parts	US	USD	552	69,216	0.04
Tapestry	US	USD	3,546	68,360	0.04
Shop Apotheke Europe	NL	EUR	473	67,397	0.04
D'ieteren	BE	EUR	1,561	67,189	0.04
Boozt	SE	SEK	4,632	64,314	0.04
Afya	BR	USD	3,178	64,257	0.04
Nifco	JP	JPY	2,445	62,817	0.04
Dongfeng Motor Group (H)	CN	HKD	102,427	61,929	0.03
Suzuki Motor	JP	JPY	1,625	59,896	0.03
China International Travel Service (A)	CN	CNY	2,323	59,407	0.03
Gree Electric Appliances of Zhuhai	CN	CNY	7,838	58,917	0.03
Musti Group	FI	EUR	2,905	57,149	0.03
Autoliv	SE	USD	842	54,959	0.03
Watches of Switzerland Group	GB	GBP	12,394	54,436	0.03
Basic-Fit	NL	EUR	2,615	54,382	0.03
Coats Group	GB	GBP	84,347	53,272	0.03
4imprint Group	GB	GBP	2,205	50,756	0.03
Central Retail	TH	THB	67,166	49,282	0.03
HelloFresh	DE	EUR	1,024	47,038	0.03
Honda Motor	JP	JPY	2,278	46,322	0.03
Yamaha	JP	JPY	1,087	44,227	0.02
Denso	JP	JPY	1,093	43,727	0.02
Famous Brands	ZA	ZAR	17,875	40,912	0.02
Kendrion	NL	EUR	2,621	40,360	0.02
Gym Group	GB	GBP	25,341	38,885	0.02
adidas	DE	EUR	151	38,429	0.02
Cairn Homes	IE	EUR	46,402	36,426	0.02
THG Holding	GB	GBP	4,848	35,555	0.02
ScS Group	GB	GBP	16,681	35,426	0.02
Focus Media Information Technology	CN	CNY	29,145	34,956	0.02
Headlam Group	GB	GBP	11,759	34,779	0.02
eBay	US	USD	765	31,177	0.02
Volkswagen Fin. Services 3.375% 06/04/2028 EMTN	DE	EUR	26,185	31,057	0.02
Mavi Giyim Sanayi Ve Ticaret	TR	TRY	7,544	29,138	0.02
Crystal International Group	HK	HKD	122,985	29,111	0.02
Ryohin Keikaku	JP	JPY	1,587	28,604	0.02
MR DIY Group (M)	MY	MYR	73,316	26,404	0.01
Jiumaojiu International Holdings	CN	HKD	13,939	26,402	0.01
Nojima	JP	JPY	1,010	24,359	0.01
Dream International	HK	HKD	82,266	24,315	0.01
Jollibee Foods	PH	PHP	7,990	24,088	0.01
Weifu High-Technology Group	CN	HKD	13,766	21,766	0.01
Midea Group	CN	CNY	2,164	21,666	0.01
Brilliance China Automotive Holdings	HK	HKD	27,681	20,518	0.01
Sky 1.50% 15/09/2021 EMTN	GB	EUR	20,061	20,391	0.01
Selamat Sempurna	ID	IDR	250,125	20,345	0.01
RELX Finance 0.00% 18/03/2024	NL	EUR	20,061	20,145	0.01
Subaru	JP	JPY	1,185	18,661	0.01
Oriental Land	JP	JPY	144	17,303	0.01
Sun International (South Africa)	ZA	ZAR	23,921	17,069	0.01
SAIC Motor (A)	CN	CNY	5,725	17,019	0.01
Hostelworld Group	IE	GBP	29,386	16,338	0.01
Baozun	CN	HKD	1,463	15,123	0.01
Somboon Advance Technology	TH	THB	40,973	14,976	0.01
China Yongda Automobiles Services Holdings	CN	HKD	12,111	14,779	0.01
Sony	JP	JPY	197	14,100	0.01
HUYA ADR	CN	USD	660	12,448	0.01
Chaowei Power Holdings	CN	HKD	39,915	11,796	0.01
Xingda International Holdings	CN	HKD	51,843	11,468	0.01
Wilcon Depot	PH	PHP	43,747	11,094	0.01
Seria	JP	JPY	332	10,986	0.01
McDonald's 4.00% 17/02/2021 EMTN	US	EUR	10,031	10,154	0.01
BMW Finance 0.125% 12/01/2021 EMTN	NL	EUR	10,031	10,039	0.01
Pacific Textiles Holdings	HK	HKD	19,416	9,498	0.01
Map Aktif Adiperkasa	ID	IDR	77,351	9,309	0.01
Baozun ADR	CN	USD	288	9,059	0.01
Round One	JP	JPY	1,191	8,028	0.00
Chow Tai Fook Jewellery Group	HK	HKD	7,221	7,920	0.00
KIYO Learning	JP	JPY	82	7,823	0.00
Central Automotive Products	JP	JPY	454	7,590	0.00
Sebang Global Battery	KR	KRW	356	7,425	0.00
Fast Food Indonesia	ID	IDR	138,713	7,225	0.00
Chow Sang Sang Holdings International	HK	HKD	7,651	7,183	0.00
Demae-Can	JP	JPY	271	6,901	0.00
Shine Corporate	AU	AUD	13,034	6,761	0.00
Plan B Media	TH	THB	42,254	6,267	0.00
Bestway Global Holding	CN	HKD	29,570	6,081	0.00
Texwinca Holdings	HK	HKD	46,194	6,011	0.00
Tianneng Power International	CN	HKD	4,247	5,938	0.00
Teejay Lanka	LK	LKR	42,509	5,860	0.00
Rinnai	JP	JPY	68	5,776	0.00
MakeMyTrip	IN	USD	357	5,646	0.00
Astra Otoparts	ID	IDR	109,458	5,512	0.00
Sabina	TH	THB	9,255	5,289	0.00
Jaya Bersama Indo	ID	IDR	315,975	5,125	0.00
Koshidaka Holdings	JP	JPY	1,566	5,028	0.00
Vipshop Holdings ADR	CN	USD	274	4,884	0.00
Texhong Textile Group	HK	HKD	7,253	4,787	0.00
Wuhu Sanqi Interactive Entertainment	CN	CNY	1,253	4,768	0.00
China Literature	CN	HKD	610	4,300	0.00
Mitra Adiperkasa	ID	IDR	106,576	4,030	0.00
NetEase	CN	HKD	263	3,948	0.00
Xtep International Holdings	CN	HKD	13,223	3,843	0.00
JINS	JP	JPY	61	3,781	0.00
Bapcor	AU	AUD	800	3,697	0.00
Nien Made Enterprise	TW	TWD	381	3,692	0.00
WPP AUNZ	AU	AUD	14,137	3,582	0.00
China South Publishing & Media Group (A)	CN	CNY	2,615	3,521	0.00
SL	KR	KRW	297	3,275	0.00
Oppein Home Group	CN	CNY	198	3,118	0.00
Rakuten	JP	JPY	364	3,048	0.00
Com2uS	KR	KRW	36	3,010	0.00
China South Publishing & Media Group	CN	CNY	2,154	2,900	0.00
Think Childcare	AU	AUD	4,595	2,802	0.00
Mercari	JP	JPY	77	2,789	0.00
Yadea Group Holdings	CN	HKD	2,256	2,770	0.00
Oppein Home Group	CN	CNY	171	2,690	0.00
Taiwan Sakura	TW	TWD	1,708	2,531	0.00
China Dongxiang Group	CN	HKD	22,909	2,438	0.00
China International Travel Service	CN	CNY	93	2,373	0.00
Parkson Retail Group	CN	HKD	95,015	2,355	0.00
Skyworth Group	HK	HKD	9,546	2,145	0.00
Bafang Electric Suzhou	CN	CNY	78	1,836	0.00
Piolax	JP	JPY	141	1,779	0.00
Embry Holdings	HK	HKD	15,754	1,749	0.00
Tokyo Radiator Manufacturing	JP	JPY	221	941	0.00
Bafang Electric Suzhou	CN	CNY	35	821	0.00
Twenty-four seven	JP	JPY	95	690	0.00
				20,497,527	**11.48**

소비재

Unilever	GB	EUR	18,583	902,221	0.51
British American Tobacco	GB	GBP	29,769	810,301	0.45
Swedish Match	SE	SEK	12,416	803,957	0.45
Walmart	US	USD	5,584	664,237	0.37
Coca-Cola	US	USD	15,648	642,265	0.36
Beiersdorf	DE	EUR	6,553	589,116	0.33
Unilever	GB	GBP	10,676	522,801	0.29
Tesco	GB	GBP	225,882	516,143	0.29
Nestle	CH	CHF	5,314	513,197	0.29
China Mengniu Dairy	HK	HKD	122,418	495,000	0.28
Associated British Foods	GB	GBP	24,495	462,349	0.26
Imperial Brands	GB	GBP	31,327	426,365	0.24
L'Oreal	FR	EUR	1,464	406,515	0.23
Koninklijke Ahold Delhaize	NL	EUR	14,952	352,715	0.20
Kweichow Moutai (A)	CN	CNY	1,491	319,564	0.18
Sprouts Farmers Market	US	USD	13,505	221,516	0.12
Monster Beverage	US	USD	3,354	220,386	0.12
Tyson Foods	US	USD	4,278	209,391	0.12
CP ALL	TH	THB	139,637	206,321	0.12
Coca-Cola European Partners	GB	USD	4,813	146,739	0.08
Vietnam Dairy Products	VN	VND	36,595	146,334	0.08
Thai Beverage	TH	SGD	333,127	121,557	0.07
Pernod Ricard	FR	EUR	869	120,307	0.07
Bid	ZA	ZAR	9,975	117,413	0.07
China Resources Beer Holdings	HK	HKD	21,738	115,730	0.06
Hindustan Unilever	IN	INR	4,586	109,952	0.06
Wm Morrison Supermarkets	GB	GBP	58,854	106,603	0.06

현재 투자종목 명세서서 2020년 10월 31일

	국가 코드	CCY	주식 또는 명목	시장 가격 EUR순	% 자산
Britvic	GB	GBP	11,120	91,252	0.05
Archer-Daniels-Midland	US	USD	1,844	73,747	0.04
Royal Unibrew	DK	DKK	784	65,778	0.04
Kroger	US	USD	2,133	58,961	0.03
Bunge	US	USD	1,188	57,474	0.03
Budweiser Brewing Co APAC	HK	HKD	21,867	55,324	0.03
Welcia Holdings	JP	JPY	1,564	52,687	0.03
Kao	JP	JPY	790	48,291	0.03
Nongfu Spring	CN	HKD	11,744	46,143	0.03
Smoore International Holdings	CN	HKD	7,957	35,650	0.02
Kotobuki Spirits	JP	JPY	859	34,195	0.02
Kweichow Moutai	CN	CNY	151	32,303	0.02
Gudang Garam	ID	IDR	13,499	32,276	0.02
Robinsons Retail Holdings	PH	PHP	28,073	31,863	0.02
Sun Art Retail Group	HK	HKD	33,864	31,483	0.02
Sakata Seed	JP	JPY	1,017	30,839	0.02
Foshan Haitian Flavouring & Food (B)	CN	CNY	1,466	30,109	0.02
Indofood Sukses Makmur	ID	IDR	68,627	27,889	0.02
Puregold Price Club	PH	PHP	36,278	26,538	0.01
Uni-President China Holdings	CN	HKD	31,812	23,639	0.01
Shiseido	JP	JPY	440	23,379	0.01
BAT Int'l Finance 4.875% 24/02/2021 EMTN	GB	EUR	20,061	20,369	0.01
Charoen Pokphand (Indonesia)	ID	IDR	53,434	18,069	0.01
Carabao Group	TH	THB	5,946	17,910	0.01
Japfa	SG	SGD	43,475	17,633	0.01
First Resources	SG	SGD	22,973	17,499	0.01
RFM	PH	PHP	209,153	17,470	0.01
WH Group	HK	HKD	25,529	17,248	0.01
Yantai Changyu Pioneer Wine	CN	HKD	10,851	16,658	0.01
Altria Group 1.00% 15/02/2023	US	EUR	15,046	15,379	0.01
Saigon Beer Alcohol Beverage	VN	VND	2,249	15,343	0.01
Coles Group	AU	AUD	1,375	14,717	0.01
Osotspa	TH	THB	16,600	14,601	0.01
Sheng Siong	SG	SGD	13,299	13,959	0.01
Asian Seafoods Coldstorage	TH	THB	35,732	12,969	0.01
Convenience Retail Asia	HK	HKD	24,116	11,613	0.01
Heineken (Malaysia)	MY	MYR	2,886	10,730	0.01
Carlsberg Brewery (Malaysia)	MY	MYR	2,567	9,797	0.01
Tingyi Cayman Islands Holding	CN	HKD	5,904	9,271	0.01
Laobaixing Pharmacy Chain	CN	CNY	998	9,172	0.01
Bumitama Agri	ID	SGD	31,055	8,487	0.00
Industri Jamu Dan Farmasi Sido Muncul	ID	IDR	176,572	8,253	0.00
Japfa Comfeed Indonesia	ID	IDR	132,872	8,216	0.00
Century Pacific Food	PH	PHP	28,653	7,886	0.00
Siam Makro	TH	THB	7,104	7,771	0.00
Dairy Farm International Holdings	HK	USD	2,373	7,677	0.00
Ultrajaya Milk Industry & Trading	ID	IDR	76,425	7,392	0.00
China Foods	HK	HKD	24,550	7,211	0.00
Shinnihonseiyaku	JP	JPY	306	6,616	0.00
Vinda International Holdings	HK	HKD	2,162	4,921	0.00
Changshouhua Food	CN	HKD	10,044	4,502	0.00
Delfi	SG	SGD	10,265	4,135	0.00
Blackmores	AU	AUD	61	2,573	0.00
Ceylon Cold Stores	LK	LKR	688	2,147	0.00
Bestore	CN	CNY	191	1,414	0.00
Sagami Rubber Industries	JP	JPY	97	944	0.00
Shenguan Holdings Group	CN	HKD	28,272	758	0.00
Foshan Haitian Flavouring & Food (A)	CN	CNY	1	1	0.00
				11,550,126	6.47

건강

	국가 코드	CCY	주식 또는 명목	시장 가격 EUR순	% 자산
Sanofi	FR	EUR	21,559	1,668,004	0.93
Roche Holding	CH	CHF	4,154	1,147,082	0.64
Koninklijke Philips	NL	EUR	21,976	876,294	0.49
Horizon Therapeutics	US	USD	11,655	748,262	0.42
Baxter International	US	USD	8,834	586,649	0.33
Novo Nordisk	DK	DKK	10,366	571,737	0.32
AbbVie	US	USD	7,905	571,664	0.32
Fresenius Medical Care	DE	EUR	8,574	562,254	0.31
UnitedHealth Group	US	USD	2,090	548,637	0.31
Thermo Fisher Scientific	US	USD	1,296	524,973	0.29
ICON	IE	USD	2,986	462,336	0.26
Zimmer Biomet Holdings	US	USD	4,055	459,075	0.26
HCA Healthcare	US	USD	3,875	411,030	0.23
AmerisourceBergen	US	USD	4,826	396,753	0.22
Abbott Laboratories	US	USD	3,498	313,762	0.18
Wuxi Biologics Cayman	CN	HKD	11,548	278,325	0.16
Stryker	US	USD	1,479	254,306	0.14
Olympus	JP	JPY	15,287	251,212	0.14
Boston Scientific	US	USD	8,436	250,051	0.14
Innovent Biologics	CN	HKD	36,585	232,802	0.13
Roche Holding (B)	CH	CHF	792	219,153	0.12
Genus	GB	GBP	3,915	178,587	0.10
Hansoh Pharmaceutical Group	CN	HKD	44,747	171,860	0.10
Hoya	JP	JPY	1,762	170,762	0.10
Bayer	DE	EUR	3,550	143,268	0.08
Santen Pharmaceutical	JP	JPY	9,172	140,339	0.08
Nippon Shinyaku	JP	JPY	1,885	115,673	0.06
Grifols ADR	ES	USD	8,031	115,463	0.06
McKesson	US	USD	894	112,341	0.06
PerkinElmer	US	USD	972	106,918	0.06
Sonova Holding	CH	CHF	470	95,685	0.05
Eisai	JP	JPY	1,385	92,491	0.05
Pfizer	US	USD	2,909	87,604	0.05
Mylan	US	USD	6,573	81,974	0.05
Arena Pharmaceuticals	US	USD	1,063	78,246	0.04
Bayer 1.375% 06/07/2032	DE	EUR	70,588	73,453	0.04
Ascendis Pharma ADR	DK	USD	528	73,271	0.04
Anthem	US	USD	300	70,723	0.04
CVS Health	US	USD	1,469	70,640	0.04
Krystal Biotech	US	USD	1,766	67,319	0.04
Apellis Pharmaceuticals	US	USD	2,411	66,289	0.04
Aprea Therapeutics	US	USD	3,320	62,697	0.04
Exelixis	US	USD	3,429	60,010	0.03
WuXi AppTec	CN	HKD	4,329	59,391	0.03
Becton Dickinson Euro Finance 1.208% 04/06/2026	LU	EUR	55,174	57,288	0.03
Korian	FR	EUR	2,230	53,912	0.03
Top Glove	MY	MYR	29,901	52,928	0.03
Ocumension Therapeutics	CN	HKD	25,731	51,519	0.03
MorphoSys	DE	EUR	575	50,317	0.03
Centene	US	USD	881	44,585	0.02
Evotec	DE	EUR	1,949	44,197	0.02
Peijia Medical	CN	HKD	15,856	44,158	0.02
Medtronic 1.375% 15/10/2040	LU	EUR	41,838	43,500	0.02
CSL	AU	AUD	249	43,201	0.02
Sutro Biopharma	US	USD	3,769	41,007	0.02
Mylan 3.125% 22/11/2028	NL	EUR	34,279	40,044	0.02
LivaNova	GB	USD	916	39,376	0.02
Alexion Pharmaceuticals	US	USD	391	38,554	0.02
Takeda Pharmaceutical 1.375% 09/07/2032	JP	EUR	32,679	34,548	0.02
Craneware	GB	GBP	1,997	34,528	0.02
Takeda Pharmaceutical 2.00% 09/07/2040	JP	EUR	26,797	29,238	0.02
Granules India	IN	INR	6,034	26,781	0.01
Tempo Scan Pacific	ID	IDR	285,838	21,013	0.01
Medical Data Vision	JP	JPY	996	20,117	0.01
Chularat Hospital	TH	THB	290,340	20,116	0.01
Hangzhou Tigermed Consulting	CN	HKD	1,083	14,918	0.01
Fisher & Paykel Healthcare (AU)	NZ	AUD	730	14,436	0.01
Rajthanee Hospital	TH	THB	24,250	14,341	0.01
Medikaloka Hermina	ID	IDR	75,469	13,888	0.01
China Resources Pharmaceutical Group	CN	HKD	30,419	13,048	0.01
China National Accord Medicines (A)	CN	CNY	1,892	12,074	0.01
InnoCare Pharma	CN	HKD	10,660	11,718	0.01
Jiangsu Hengrui Medicine	CN	CNY	1,014	11,586	0.01
Shandong Weigao Group Medical Polymer (H)	CN	HKD	6,273	10,438	0.01
Bumrungrad Hospital	TH	THB	3,929	9,828	0.01
Bayer 0.375% 06/07/2024	DE	EUR	9,028	9,149	0.01
Mega Lifesciences	TH	THB	9,287	8,852	0.00
Ramsay Health Care	AU	AUD	229	8,621	0.00
Abbott Ireland Financing 0.875% 27/09/2023	IE	EUR	7,523	7,764	0.00
China National Accord Medicines (B)	CN	HKD	2,766	6,762	0.00
I-Sens	KR	KRW	276	5,714	0.00
Shanghai Pharmaceuticals Holding (H)	CN	HKD	4,168	5,552	0.00
JMDC	JP	JPY	99	4,469	0.00
Hutchison China MediTech	HK	GBP	659	3,287	0.00
Eiken Chemical	JP	JPY	175	2,870	0.00
Vieworks	KR	KRW	126	2,750	0.00
China National Accord Medicines	CN	CNY	287	1,833	0.00
Interojo	KR	KRW	113	1,738	0.00
Osprey Medical	US	AUD	9,763	118	0.00
Jiangsu Hengrui Medicine (A)	CN	CNY	1	1	0.00
				14,656,047	8.21

금융

	국가 코드	CCY	주식 또는 명목	시장 가격 EUR순	% 자산
Fidelity US Quality Income UCITS ETF	IE	GBP	2,054,077	12,581,888	7.05
AIA Group	HK	HKD	136,363	1,114,067	0.62
Legal & General Group	GB	GBP	411,718	846,015	0.47
JPMorgan Chase	US	USD	9,723	808,268	0.45
AXA	FR	EUR	57,096	787,919	0.44
Ping An Insurance Group (H)	CN	HKD	79,325	702,703	0.39
Morgan Stanley	US	USD	15,444	631,766	0.35
Allianz	DE	EUR	4,100	619,285	0.35
HDFC Bank	IN	INR	45,096	618,195	0.35
DNB	NO	NOK	53,298	617,428	0.35
Bank Central Asia	ID	IDR	351,916	594,310	0.33
Bank OZK	US	USD	24,181	502,907	0.28
Housing Development Finance	IN	INR	22,367	498,672	0.28
Prudential	GB	GBP	44,944	471,161	0.26
Barclays	GB	GBP	386,699	458,188	0.26
Arthur J Gallagher	US	USD	4,961	439,267	0.25

현재 투자종목 명세서서 2020년 10월 31일

	국가 코드	CCY	주식 또는 명목	시장 가격 EUR순	% 자산
Hannover Rueck	DE	EUR	3,340	416,452	0.23
ABN AMRO Group	NL	EUR	53,839	379,352	0.21
St James's Place	GB	GBP	37,339	373,332	0.21
China Merchants Bank (H)	CN	HKD	77,826	348,134	0.19
Zurich Insurance Group	CH	CHF	1,217	346,646	0.19
3i Group	GB	GBP	30,075	321,368	0.18
NN Group	NL	EUR	10,445	312,712	0.18
Bank Rakyat Indonesia Persero	ID	IDR	1,592,905	309,194	0.17
Tradeweb Markets	US	USD	6,302	296,282	0.17
Muenchener Rueckversicherungs-Gesellschaft	DE	EUR	1,453	291,714	0.16
Axis Bank	IN	INR	51,218	291,410	0.16
Tryg	DK	DKK	11,929	284,125	0.16
Discover Financial Services	US	USD	5,195	282,488	0.16
Hong Kong Exchanges and Clearing	HK	HKD	6,346	261,174	0.15
Admiral Group	GB	GBP	8,464	258,820	0.14
United Overseas Bank	SG	SGD	21,305	255,180	0.14
Absa Group	ZA	ZAR	55,133	253,327	0.14
First Republic Bank	US	USD	2,142	230,985	0.13
Assurant	US	USD	2,027	216,476	0.12
Deutsche Boerse	DE	EUR	1,649	208,350	0.12
Virtu Financial	US	USD	11,436	207,708	0.12
Sampo	FI	EUR	6,380	206,715	0.12
Berkshire Hathaway	US	USD	1,181	203,601	0.11
Texas Capital Bancshares	US	USD	4,911	185,946	0.10
Tokio Marine Holdings	JP	JPY	4,829	185,308	0.10
Kotak Mahindra Bank	IN	INR	9,943	178,256	0.10
SVB Financial Group	US	USD	683	167,227	0.09
HDFC Standard Life Insurance	IN	INR	24,307	165,869	0.09
DBS Group Holdings	SG	SGD	12,239	156,620	0.09
Sberbank of Russia Perpetual (Pref'd)	RU	USD	68,622	143,362	0.08
Swedbank	SE	SEK	10,574	142,429	0.08
Willis Towers Watson	GB	USD	890	137,642	0.08
ING Groep	NL	EUR	23,143	135,594	0.08
Ageas	BE	EUR	3,864	133,489	0.07
China Construction Bank (H)	CN	HKD	222,976	131,973	0.07
Sberbank of Russia	RU	USD	60,555	131,734	0.07
China Life Insurance (H)	CN	HKD	66,248	124,369	0.07
VZ Holding	CH	CHF	1,499	107,993	0.06
Shinhan Financial Group	KR	KRW	4,507	104,984	0.06
Oversea-Chinese Banking	SG	SGD	19,413	102,841	0.06
ORIX	JP	JPY	9,756	97,999	0.05
Guaranty Trust Bank	NG	NGN	1,314,738	94,934	0.05
Moneta Money Bank	CZ	CZK	46,926	91,243	0.05
Wells Fargo	US	USD	4,755	85,754	0.05
ICICI Lombard General Insurance	IN	INR	5,869	83,893	0.05
SCOR	FR	EUR	3,798	79,232	0.04
AIB Group 2.875% VRN 30/05/2031 EMTN	IE	EUR	78,110	78,720	0.04
Fairfax Financial Holdings	CA	CAD	344	78,324	0.04
Travelers	US	USD	724	74,991	0.04
Intermediate Capital Group	GB	GBP	5,647	73,533	0.04
Industrial & Commercial Bank of China (H)	CN	HKD	148,770	72,544	0.04
Van Lanschot Kempen	NL	EUR	4,183	71,951	0.04
Palomar Holdings	US	USD	941	71,910	0.04
Equity Group Holdings (Kenya)	KE	KES	263,520	70,476	0.04
Zenith Bank	NG	NGN	1,433,887	70,405	0.04
Commerzbank 4.00% 23/03/2026 EMTN	DE	EUR	64,052	67,842	0.04
Metropolitan Bank & Trust	PH	PHP	93,398	67,495	0.04
Credit Agricole	FR	EUR	9,778	66,313	0.04
Euronext	NL	EUR	732	65,518	0.04
Public Bank	MY	MYR	20,795	64,776	0.04
Sampo 2.50% VRN 03/09/2052 EMTN	FI	EUR	57,579	58,765	0.03
Banca Generali	IT	EUR	2,368	57,779	0.03
Danske Bank 2.50% VRN 21/06/2029 EMTN	DK	EUR	55,200	57,610	0.03
Goosehead Insurance	US	USD	552	56,708	0.03
IG Group Holdings	GB	GBP	6,604	55,878	0.03
Hamilton Lane	US	USD	940	55,821	0.03
ASR Nederland	NL	EUR	2,098	54,746	0.03
Northern Trust	US	USD	826	54,572	0.03
Zenkoku Hosho	JP	JPY	1,610	54,539	0.03
Bank Mandiri Persero	ID	IDR	155,633	52,026	0.03
Vienna Ins. Group Wiener Versicherung Gruppe	AT	EUR	2,803	48,836	0.03
KBC Ancora	BE	EUR	1,926	46,807	0.03
Sompo Holdings	JP	JPY	1,382	44,275	0.02
Emirates NBD	AE	AED	19,352	42,959	0.02
Agricultural Bank of China (H)	CN	HKD	140,386	40,720	0.02
Aflac	US	USD	1,404	40,526	0.02
Arch Capital Group	BM	USD	1,415	36,931	0.02
Lloyds Banking Group 4.50% VRN 18/03/2030 EMTN	GB	EUR	32,113	35,904	0.02
Intercorp Financial Services	PE	USD	1,903	34,080	0.02
E.Sun Financial Holding	TW	TWD	44,809	32,749	0.02
Draper Esprit	GB	GBP	4,599	30,989	0.02
Chailease Holding	TW	TWD	7,168	29,969	0.02
Sparebanken Vest	NO	NOK	5,465	29,955	0.02
SBI Cards & Payment Services	IN	INR	3,147	29,151	0.02
Commonwealth Bank of Australia	AU	AUD	673	28,013	0.02
UniCredit 2.731% VRN 15/01/2032	IT	EUR	30,021	27,924	0.02
UBS Group 0.25% VRN 05/11/2028 EMTN	CH	EUR	27,699	27,437	0.02
Bangkok Bank	TH	THB	10,047	26,685	0.01
Aruhi	JP	JPY	1,657	25,530	0.01
Nationwide Bldg. Soc. 2.00% VRN 25/07/2029 EMTN	GB	EUR	22,845	23,554	0.01
Citigrooup 1.25% VRN 06/07/2026 EMTN	US	EUR	21,242	22,115	0.01
Bank Tabungan Pensiunan Nasional Syariah	ID	IDR	96,826	20,758	0.01
Morgan Stanley 1.00% 02/12/2022 GMTN	US	EUR	20,061	20,538	0.01
UBS 0.625% 23/01/2023 GMTN	CH	EUR	20,061	20,440	0.01
Muangthai Capital	TH	THB	13,330	20,079	0.01
KB Financial Group	KR	KRW	636	19,507	0.01
CITIC Securities (H)	CN	HKD	9,381	17,476	0.01
BFI Finance Indonesia	ID	IDR	752,001	16,763	0.01
Xtrackers Euro Stoxx 50 UCITS ETF	LU	EUR	358	16,001	0.01
Kasikornbank (F)	TH	THB	7,606	15,904	0.01
Bank of America 1.379% VRN 07/02/2025 EMTN	US	EUR	15,046	15,657	0.01
China Minsheng Banking (H)	CN	HKD	32,794	15,406	0.01
Danske Bank 1.375% VRN 24/05/2023	DK	EUR	15,046	15,330	0.01
Metropolitan Life Global 0.875% 20/01/2022 EMTN	US	EUR	15,046	15,257	0.01
FCA Bank Ireland 1.25% 21/06/2022 EMTN	IT	EUR	14,545	14,840	0.01
Huatai Securities (H)	CN	HKD	10,463	14,549	0.01
JSE	ZA	ZAR	2,406	13,823	0.01
China Cinda Asset Management (H)	CN	HKD	85,592	13,785	0.01
Dah Sing Banking Group	HK	HKD	17,465	12,894	0.01
Tisco Financial Group	TH	THB	6,505	12,632	0.01
LPI Capital	MY	MYR	4,673	12,331	0.01
KBC Group 1.125% 25/01/2024 EMTN	BE	EUR	10,031	10,386	0.01
BFCM 0.75% 15/06/2023 EMTN	FR	EUR	10,031	10,292	0.01
Korea Development Bank 0.625% 17/07/2023	KR	EUR	10,031	10,251	0.01
DNB Bank 4.375% 24/02/2021 EMTN	NO	EUR	10,031	10,182	0.01
Minkabu The Infonoid	JP	JPY	489	10,141	0.01
Swedbank 0.25% 07/11/2022 GMTN	SE	EUR	10,031	10,125	0.01
Barclays 3.375% VRN 02/04/2025 EMTN	GB	EUR	9,308	10,120	0.01
Volkswagen Bank 0.375% 05/07/2022 EMTN	DE	EUR	10,031	10,104	0.01
Goldman Sachs Group 0.041% FRN 21/04/2023 EMTN	US	EUR	10,031	10,044	0.01
HSBC Holdings 0.422% FRN 04/12/2021 EMTN	GB	EUR	10,031	10,037	0.01
Bajaj Finance	IN	INR	235	8,990	0.01
Shriram Transport Finance	IN	INR	1,116	8,960	0.01
Mega Financial Holding	TW	TWD	10,631	8,805	0.00
China International Capital (H)	CN	HKD	4,327	8,682	0.00
Samsung Fire & Marine Insurance	KR	KRW	64	8,633	0.00
Shriram City Union Finance	IN	INR	863	7,966	0.00
Intercorp Financial Services (PE)	PE	USD	435	7,740	0.00
China Taiping Insurance Holdings	HK	HKD	4,837	6,269	0.00
NatWest Markets 0.233% FRN 18/06/2021 EMTN	GB	EUR	6,018	6,038	0.00
Noah Holdings ADR	CN	USD	246	5,546	0.00
Muthoot Finance	IN	INR	366	5,220	0.00
Lloyds Banking Group 0.75% 09/11/2021 EMTN	GB	EUR	5,176	5,220	0.00
Westpac Banking 0.75% 17/10/2023 EMTN	AU	EUR	5,015	5,159	0.00
BPCE 1.125% 18/01/2023 EMTN	FR	EUR	5,015	5,140	0.00
Rabobank 0.625% 27/02/2024 EMTN	NL	EUR	5,015	5,121	0.00
Volkswagen Bank 0.955% FRN 01/08/2022 EMTN	DE	EUR	5,015	5,082	0.00
FCA Bank Ireland 1.00% 21/02/2022 EMTN	IT	EUR	5,015	5,082	0.00
Repco Home Finance	IN	INR	2,058	4,580	0.00
Berkshire Hathaway 0.00% 12/03/2025	US	EUR	4,474	4,488	0.00
Mitsubishi UFJ Financial Group 0.978% 09/06/2024	JP	EUR	4,353	4,487	0.00
Hyundai Marine & Fire Insurance	KR	KRW	240	4,240	0.00
DB Insurance	KR	KRW	121	4,046	0.00
Volkswagen Bank 0.625% 08/09/2021 EMTN	DE	EUR	4,012	4,044	0.00
Metropolitan Life Global 0.375% 09/04/2024	US	EUR	3,762	3,823	0.00
HDFC Bank ADR	IN	USD	78	3,805	0.00
Korean Reinsurance	KR	KRW	673	3,787	0.00
LIC Housing Finance	IN	INR	1,137	3,726	0.00
Santander UK 0.875% 25/11/2020 EMTN	GB	EUR	3,511	3,514	0.00
Citigroup 0.339% FRN 24/05/2021 EMTN	US	EUR	3,009	3,022	0.00
Kiwoom Securities	KR	KRW	33	2,595	0.00
CIMB Group Holdings	MY	MYR	780	475	0.00
				34,664,563	**19.41**

부동산

Vonovia	DE	EUR	9,530	522,459	0.29
Prologis REIT	US	USD	4,837	411,842	0.23
KE Holdings ADR	CN	USD	3,158	189,085	0.11
Invitation Homes REIT	US	USD	7,642	178,145	0.10
China Overseas Land & Investment	HK	HKD	76,697	165,304	0.09
ADO Properties (A)	DE	EUR	5,732	123,706	0.07
Shimao Services Holdings	CN	HKD	59,058	108,505	0.06
Shurgard Self Storage	LU	EUR	2,936	107,443	0.06
Sun Hung Kai Properties	HK	HKD	7,592	83,535	0.05
SM Prime Holdings	PH	PHP	136,732	81,717	0.05
China Resources Land	HK	HKD	19,552	68,618	0.04
Healthcare Realty Trust REIT	US	USD	2,449	58,252	0.03
Urban & Civic	GB	GBP	24,640	56,165	0.03
Open House	JP	JPY	1,753	51,290	0.03

현재 투자종목 명세서서 2020년 10월 31일

	국가 코드	CCY	주식 또는 명목	시장 가격 EUR순	% 자산
Central Pattana	TH	THB	44,573	47,059	0.03
Ascendas Real Estate Investment Trust REIT	SG	SGD	24,574	44,526	0.02
Urban Logistics REIT	GB	GBP	21,415	32,622	0.02
City Developments	SG	SGD	6,540	26,083	0.01
Cromwell European REIT	SG	EUR	54,423	24,793	0.01
Keppel Pacific Oak US REIT	SG	USD	38,376	23,090	0.01
Ascendas India Trust	SG	SGD	27,280	22,315	0.01
Land & Houses	TH	THB	119,404	20,992	0.01
Logicor Financing 1.50% 14/11/2022 EMTN	LU	EUR	20,061	20,570	0.01
Pakuwon Jati	ID	IDR	827,191	19,840	0.01
Supalai	TH	THB	45,026	19,435	0.01
Robinsons Land	PH	PHP	70,464	18,744	0.01
Keppel DC REIT	SG	SGD	10,090	18,392	0.01
Goodman Group REIT	AU	AUD	1,268	14,074	0.01
Link REIT	HK	HKD	2,106	13,795	0.01
AREIT REIT	PH	PHP	28,200	12,778	0.01
Relo Group	JP	JPY	604	12,442	0.01
Digital Euro Finco 2.625% 15/04/2024	US	EUR	10,031	10,887	0.01
China Merchants Commercial REIT	HK	HKD	40,772	10,859	0.01
Digital Dutch Finco 0.125% 15/10/2022	NL	EUR	10,031	10,087	0.01
Shimao Property Holdings	HK	HKD	3,233	9,827	0.01
Vincom Retail	VN	VND	10,430	9,770	0.01
Unibail-Rodamco-Westfield 0.125% 14/05/2021 EMTN	FR	EUR	8,025	8,025	0.00
Propnex	SG	SGD	14,418	5,710	0.00
Daibiru	JP	JPY	518	5,033	0.00
Heiwa Real Estate	JP	JPY	119	2,978	0.00
Cosmos Initia	JP	JPY	194	666	0.00
				2,671,458	**1.50**

정부

Germany 0.00% 15/02/2030	DE	EUR	497,773	529,200	0.30
Germany 0.00% 12/03/2021	DE	EUR	500,994	502,303	0.28
Germany 1.75% 04/07/2022	DE	EUR	338,035	352,540	0.20
Germany 0.00% 11/06/2021	DE	EUR	318,150	319,612	0.18
Germany 0.00% 07/10/2022	DE	EUR	242,994	246,827	0.14
Germany 0.00% 05/04/2024	DE	EUR	180,553	185,851	0.10
Germany 0.00%08/04/2022	DE	EUR	153,971	155,708	0.09
Australia 1.75% 21/06/2051	AU	AUD	172,281	102,898	0.06
Germany 0.25% 15/02/2029	DE	EUR	66,164	71,651	0.04
Germany 0.00% 15/08/2030	DE	EUR	54,466	57,921	0.03
Netherland 0.00% 15/07/2030	NL	EUR	47,777	50,219	0.03
Germany 2.00% 15/08/2023	DE	EUR	39,922	43,126	0.02
				2,617,856	**1.47**

폐쇄형 펀드

Oakley Capital Investments Fund	BM	GBP	35,379	100,117	0.06
Gemfields Group	GB	ZAR	235,766	15,577	0.01
				115,694	**0.06**

개방형 펀드

Fidelity ILF - The US Dollar Fund - A-ACC-USD	IE	USD	65	1,013,820	0.57
Fidelity ILF - The Euro Fund - A-ACC-EUR	IE	EUR	49	679,621	0.38
				1,693,441	**0.95**

주식 연계 채권

HSBC (Hangzhou Hikvision Digital (A)) ELN 08/2021	CN	USD	5,130	29,592	0.02
HSBC (Kweichow Moutai (A)) ELN 12/04/2024	CN	USD	112	24,066	0.01
BNP (Shenzhen YUTO Pkg Tech (A)) ELN 30/07/2021	CN	USD	6,214	23,602	0.01
UBS (Focus Media Info. Tech (A)) ELN 10/03/2021	CN	USD	14,231	17,067	0.01
HSBC (Focus Media Info. Tech (A)) ELN 10/03/2021	CN	USD	6,415	7,694	0.00
HSBC (China Nat'l. Accord Med (A)) ELN 15/10/2021	CN	USD	1,148	7,322	0.00
HSBC (Weichai Power (A)) ELN 07/05/2021	CN	USD	3,496	6,785	0.00
HSBC (China (S) Publish & Med (A)) ELN 23/11/2022	CN	USD	3,198	4,305	0.00
HSBC (Wuhu Sanqi IA Ent (A)) ELN 16/09/2021	CN	USD	165	627	0.00
				121,060	**0.07**

커뮤니케이션 서비스

T-Mobile US	US	USD	10,651	993,069	0.56
Netflix	US	USD	583	237,690	0.13
Elisa	FI	EUR	5,599	236,500	0.13
China Mobile	HK	HKD	40,995	215,227	0.12
Infrastrutture Wireless Italiane	IT	EUR	22,305	206,988	0.12
Bharti Airtel	IN	INR	39,454	197,958	0.11
Deutsche Telekom	DE	EUR	10,109	132,126	0.07
Swisscom	CH	CHF	272	118,600	0.07
Telkom	ZA	ZAR	76,648	103,797	0.06
Tele2	SE	SEK	10,037	102,293	0.06
Liberty Global	GB	USD	5,919	93,703	0.05
Verizon Communications	US	USD	1,860	90,871	0.05
Telekomunikasi Indonesia Persero	ID	IDR	384,418	58,391	0.03
Safaricom	KE	KES	225,324	54,839	0.03
Sea ADR	SG	USD	350	47,406	0.03
Singapore Telecommunications	SG	SGD	35,322	45,096	0.03
Advanced Info Service	TH	THB	9,391	44,589	0.02
NOS SGPS	PT	EUR	14,213	41,899	0.02
Pebble Group	GB	GBP	36,011	28,429	0.02
HKBN	HK	HKD	18,299	27,175	0.02
Converge ICT Solutions	PH	PHP	97,379	25,524	0.01
AT&T 1.30% 05/09/2023	US	EUR	20,061	20,799	0.01
Sarana Menara Nusantara	ID	IDR	356,433	20,492	0.01
SoftBank Group	JP	JPY	364	20,397	0.01
Bilibili ADR	CN	USD	489	18,843	0.01
LG Uplus	KR	KRW	1,902	15,979	0.01
Globe Telecom	PH	PHP	422	15,200	0.01
TIME dotCom	MY	MYR	5,521	14,683	0.01
XL Axiata	ID	IDR	119,851	14,058	0.01
Verizon Communications 1.85% 18/05/2040	US	EUR	11,261	12,614	0.01
Orange 0.50% 15/01/2022 EMTN	FR	EUR	10,031	10,123	0.01
Daiichikosho	JP	JPY	337	9,911	0.01
China Unicom	HK	HKD	18,550	9,797	0.01
Telstra	AU	AUD	5,284	8,537	0.00
Cathay Media And Education Group	CN	HKD	5,353	2,410	0.00
Dialog Axiata	LK	LKR	45,869	2,307	0.00
Shemaroo Entertainment	IN	INR	2,015	1,280	0.00
				3,299,600	**1.85**

증권 자격 취득 또는 기타 통제 된 시장 에서 죽음을 맞게

에너지

Petroleo Brasileiro	BR	BRL	59,372	169,004	0.09
Petroleo Brasileiro (Pref'd)	BR	BRL	28,814	81,977	0.05
Cheniere Energy	US	USD	1,262	51,367	0.03
Lukoil ADR	RU	USD	758	33,238	0.02
Gazprom ADR	RU	USD	8,105	26,645	0.01
				362,231	**0.20**

유틸리티

Endesa	ES	EUR	18,105	416,596	0.23
Iberdrola	ES	EUR	24,011	243,108	0.14
Enagas	ES	EUR	5,567	103,154	0.06
Red Electrica	ES	EUR	4,465	67,540	0.04
				830,398	**0.46**

소재

Grupo Mexico	MX	MXN	96,366	234,813	0.13
Magnitogorsk Iron & Steel Works GDR	RU	USD	20,587	108,495	0.06
PhosAgro GDR	RU	USD	10,460	103,429	0.06
Vidrala	ES	EUR	944	77,429	0.04
Novolipetsk Steel GDR	RU	USD	3,156	62,957	0.04
Bradespar (Pref'd)	BR	BRL	8,184	57,296	0.03
Vidrala (BR) RTS 05/11/2020	ES	EUR	968	3,964	0.00
				648,383	**0.36**

산업재

Ferrovial	ES	EUR	23,873	443,438	0.25
Cia de Locacao das Americas	BR	BRL	38,651	147,506	0.08
Ryanair Holdings	IE	EUR	9,308	110,061	0.06
Rumo	BR	BRL	35,079	95,233	0.05
Grupo Aeroportuario del Pacifico	MX	MXN	10,532	74,427	0.04
Irish Continental Group	IE	EUR	22,530	70,745	0.04
Applus Services	ES	EUR	8,692	58,455	0.03
Alfa	MX	MXN	70,459	39,920	0.02
Localiza Rent a Car	BR	BRL	3,073	28,200	0.02
Tegma Gestao Logistica	BR	BRL	8,835	27,898	0.02
Promotora y Operadora de Infraestructura	MX	MXN	3,695	20,915	0.01
Vietnam Engine & Argicultural Machinery	VN	VND	12,184	19,037	0.01
Grupo Aeroportuario del Sureste (B)	MX	MXN	1,941	19,034	0.01
Aleatica	MX	MXN	18,965	15,991	0.01
Viettel Post Joint Stock	VN	VND	3,762	15,042	0.01
Hokkaido Chuo Bus	JP	JPY	6	167	0.00
				1,186,069	**0.66**

정보 기술

Mail.Ru Group GDR	RU	USD	5,635	126,973	0.07
Amadeus IT Group	ES	EUR	1,099	45,030	0.03
Taiwan Union Technology	TW	TWD	6,521	18,664	0.01
				190,667	**0.11**

소비재

Industria de Diseno Textil	ES	EUR	23,879	506,001	0.28
Lojas Americanas (Pref'd)	BR	BRL	28,015	98,487	0.06
Petrobras Distribuidora	BR	BRL	29,324	84,262	0.05
B2W Companhia Global	BR	BRL	5,740	65,824	0.04
Grupo SBF	BR	BRL	17,053	59,338	0.03
Glenveagh Properties	IE	EUR	64,461	47,379	0.03

현재 투자종목 명세서서 2020년 10월 31일

	국가 코드	CCY	주식 또는 명목	시장 가격 EUR순	% 자산
Dalata Hotel Group	IE	EUR	17,985	43,523	0.02
Pet Center Comercio e Participacoes	BR	BRL	15,421	41,311	0.02
Applegreen	IE	EUR	13,907	39,496	0.02
Lojas Renner	BR	BRL	6,815	38,614	0.02
Vivara Participacoes	BR	BRL	10,151	33,544	0.02
				1,057,779	0.59
소비재					
JBS	BR	BRL	35,963	104,254	0.06
X5 Retail Group GDR	RU	USD	2,950	88,988	0.05
Cia Brasileira de Distribuicao	BR	BRL	6,136	57,067	0.03
Quang Ngai Sugar	VN	VND	19,098	22,485	0.01
				272,794	0.15
건강					
Notre Dame Intermedica Participacoes	BR	BRL	12,998	129,131	0.07
Hapvida Participacoes e Investimentos	BR	BRL	11,993	117,134	0.07
Grifols	ES	EUR	1,885	43,711	0.02
Danaher 1.70% 30/03/2024	US	EUR	20,061	21,266	0.01
Korian RTS 26/10/2020	FR	EUR	2,230	5,552	0.00
				316,794	0.18
금융					
Grupo Financiero Banorte	MX	MXN	80,629	304,241	0.17
TCS Group Holding GDR	CY	USD	12,379	253,943	0.14
B3 SA - Brasil Bolsa Balcao	BR	BRL	24,979	191,889	0.11
Kaspi KZ	KZ	USD	4,233	156,064	0.09
Emirates Wts 03/01/2022	AE	USD	52,192	115,863	0.06
Bolsa Mexicana de Valores	MX	MXN	49,753	85,450	0.05
Nova Ljubljanska Banka GDR	SI	EUR	9,965	65,173	0.04
Goldman Sachs Group 2.00% 27/07/2023 EMTN	US	EUR	5,015	5,295	0.00
UniCredit 7.296% VRN 02/04/2034 Reg S	IT	USD	5,033	4,976	0.00
Mapfre 4.375% VRN 31/03/2047	ES	EUR	4,357	4,889	0.00
				1,187,783	0.67
부동산					
Fibra Uno Administracion REIT	MX	MXN	131,512	85,291	0.05
Blackstone Property Partners 1.40% 06/07/2022 EMTN	LU	EUR	10,031	10,195	0.01
				95,486	0.05
정부					
US Treasury 0.00% 27/11/2020	US	USD	1,225,175	1,051,553	0.59
US Treasury 0.00% 12/11/2020	US	USD	1,224,225	1,050,773	0.59
US Treasury 0.00% 03/12/2020	US	USD	1,223,733	1,050,295	0.59
US Treasury 0.00% 05/11/2020	US	USD	1,223,559	1,050,215	0.59
US Treasury 0.00% 19/11/2020	US	USD	1,223,559	1,050,182	0.59
US Treasury 0.00% 10/12/2020	US	USD	1,223,432	1,050,021	0.59
Netherlands 0.00% 29/04/2021	NL	EUR	278,864	279,814	0.16
Italy 1.70% 01/09/2051	IT	EUR	244,030	249,259	0.14
European Union 0.00% 04/10/2030 EMTN	SU	EUR	81,925	84,940	0.05
European Union 0.10% 04/10/2040 EMTN	SU	EUR	62,110	63,117	0.04
				6,980,169	3.91
주식 연계 채권					
HSBC (Bupa Arabia For Coop. (A)) ELN 30/09/2021	SA	USD	7,471	195,961	0.11
CITI (Vincom Retail (A)) ELN 19/02/2020	VN	USD	67,274	62,819	0.04
HSBC (Titan Wind Energy Suzhou (A)) ELN 20/07/2021	CN	USD	65,634	60,398	0.03
BNP (Zhejiang Supor Cookware (A)) ELN 24/02/2023	CN	USD	6,500	58,894	0.03
HSBC (Skshu Paint (A)) ELN 21/07/2021	CN	USD	944	17,957	0.01
UBS (Oppein Home Group (A)) ELN 15/06/2021	CN	USD	1,124	17,732	0.01
CITI (Foshan Haitian Flavouring (A)) ELN 19/02/2021	CN	USD	741	15,220	0.01
UBS (Anhui Heli (A)) ELN 21/01/2022	CN	USD	8,328	15,066	0.01
BNP (Focus Media Info (A)) ELN 10/07/2023	CN	USD	5,889	7,063	0.00
HSBC (Beijing Roborock Tech. (A)) ELN 21/09/2021	CN	USD	41	4,316	0.00
UBS (Midea Group (A)) ELN 16/11/2020	CN	USD	270	2,703	0.00
HSBC (Midea Group (A)) ELN 23/11/2020	CN	USD	113	1,128	0.00
HSBC (FPT (A)) ELN 23/11/2021	GB	USD	355	676	0.00
UBS (Midea Group (A)) ELN 21/07/2022	CN	USD	22	222	0.00
				460,155	0.26
커뮤니케이션 서비스					
Euskaltel	ES	EUR	7,776	63,527	0.04
				63,527	0.04
목록에 없음					
에너지					
Kalahari Energy*	BW	USD	3,815	0	0.00
				0	0.00
유틸리티					
TXU Europe Funding 7.00% 30/11/2005 (Defaulted)*	GB	EUR	9,259	0	0.00
				0	0.00
소재					
Farmers Bus Perpetual (Pref'd)*	US	USD	3,189	90,477	0.05
FARMERS BU SR F 0% (Pref'd) (Perpetual)*	US	USD	2,152	61,067	0.03
China Metal Recycling Holdings*	HK	HKD	73	0	0.00
				151,544	0.08
산업재					
Tradeshift Holdings*	US	USD	5,910	30,436	0.02
				30,436	0.02
정보 기술					
Innoviz Technology Service*	IL	USD	11,378	82,087	0.05
Sensetime Group*	CN	USD	109,544	33,247	0.02
Bytedance*	CN	USD	613	33,055	0.02
DBA Telecommunication Asia Holdings*	HK	HKD	292	0	0.00
				148,389	0.08
소비재					
Tiger Wheels*	ZA	ZAR	17,371	0	0.00
				0	0.00
건강					
Grail*	US	USD	586	5,987	0.00
JHL Biotech*	KY	TWD	921	1,299	0.00
Chime Biologics*	VG	USD	921	299	0.00
China Animal Healthcare*	BM	HKD	4,345	0	0.00
				7,585	0.00
금융					
Transferwise*	GB	USD	871	93,480	0.05
Transferwise (Pref'd)*	GB	USD	594	63,747	0.04
				157,227	0.09
단주				(16)	(0.00)
총 투자 (비용 EUR 150,594,540)				159,944,498	89.56

차액 거래 계약

	CCY	기본 노출	미실현 이익 / (손실) EUR순	% 자산
베트남 Tech. & Commercial Joint Stock Bank (MS)	USD	60,999	(3,379)	(0.00)
			(3,379)	(0.00)

신용 디폴트 스왑 (Credit Default Swap)

	CCY	기본 노출	미실현 이익 / (손실) EUR순	% 자산
매수 보호 Commerzbk 4% 20/12/2025	EUR	66,230	4,518	0.00
매수 보호 Lloyds Bank 4.5% 20/12/2025	EUR	40,522	941	0.00
매수 보호 Repsol Int'l Fin 2.25% 20/12/2025	EUR	76,197	741	0.00
매수 보호 4.375% 20/12/2025	EUR	27,015	730	0.00
			6,930	0.00

선물환 계약

	기본 노출 EUR	미실현 이익 / (손실) EUR순	% 자산
구입 SEK 판매 EUR 에 10.41988 16/11/2020	462,901	2,775	0.00
구입 CHF 판매 EUR 에 1.07699 16/11/2020	216,440	1,948	0.00
구입 USD 판매 EUR 에 1.19905 12/11/2020	28,474	825	0.00
구입 EUR 판매 AUD 에 0.60593 12/11/2020	30,381	132	0.00
구입 USD 판매 EUR 에 1.18162 16/11/2020	5,891	82	0.00
구입 USD 판매 EUR 에 1.18295 12/11/2020	5,179	79	0.00
구입 USD 판매 EUR 에 1.18249 16/11/2020	4,364	64	0.00
구입 USD 판매 EUR 에 1.17954 16/11/2020	1,603	19	0.00
구입 USD 판매 EUR 에 1.18706 12/11/2020	716	13	0.00
구입 USD 판매 EUR 에 1.17357 16/11/2020	1,810	13	0.00
구입 USD 판매 EUR 에 1.19339 12/11/2020	444	11	0.00

현재 투자종목 명세서서 2020년 10월 31일

	기본 노출 EUR	미실현 이익 / (손실) EUR	% 순자산
구입 USD 판매 EUR 에 1.17260 16/11/2020	1,783	11	0.00
구입 USD 판매 EUR 에 1.19106 12/11/2020	362	8	0.00
구입 USD 판매 EUR 에 1.17809 12/11/2020	767	8	0.00
구입 USD 판매 PHP 에 0.02058 16/11/2020	670	(2)	(0.00)
구입 USD 판매 PHP 에 0.02055 16/11/2020	569	(2)	(0.00)
구입 USD 판매 PHP 에 0.02052 16/11/2020	417	(2)	(0.00)
구입 EUR 판매 USD 에 0.85062 16/11/2020	205	(2)	(0.00)
구입 USD 판매 PHP 에 0.02063 16/11/2020	9,950	(3)	(0.00)
구입 EUR 판매 USD 에 0.85601 16/11/2020	1,689	(4)	(0.00)
구입 EUR 판매 USD 에 0.85197 16/11/2020	1,555	(11)	(0.00)
구입 EUR 판매 USD 에 0.85007 16/11/2020	2,367	(22)	(0.00)
구입 EUR 판매 USD 에 0.84759 16/11/2020	2,653	(32)	(0.00)
구입 EUR 판매 AUD 에 0.60190 12/11/2020	72,978	(172)	(0.00)
구입 EUR 판매 USD 에 0.84583 16/11/2020	16,385	(234)	(0.00)
구입 EUR 판매 USD 에 0.84324 12/11/2020	41,696	(725)	(0.00)
구입 NOK 판매 EUR 에 10.85198 16/11/2020	163,540	(3,852)	(0.00)
구입 EUR 판매 GBP 에 1.09720 16/11/2020	398,789	(5,202)	(0.00)
		(4,277)	**(0.00)**
A-ACC 주식 (GBP) (GBP / EUR 헤지)			
구입 GBP 판매 EUR 에 0.90629 24/11/2020	40,605	300	0.00
구입 EUR 판매 GBP 에 1.10752 24/11/2020	2,001	(7)	(0.00)
		293	**0.00**
A-ACC 주식 (USD) (USD / EUR 헤지)			
구입 USD 판매 EUR 에 1.17137 24/11/2020	49,429	245	0.00
구입 EUR 판매 USD 에 0.85286 24/11/2020	2,574	(15)	(0.00)
		230	**0.00**

	CCY	기본 노출	미실현 이익 / (손실) EUR	% 순자산
선물				
Euro-Bund Bond Future 08/12/2020	EUR	987,812	5,537	0.00
Euro-Bobl Bond Future 08/12/2020	EUR	179,382	455	0.00
Euro Buxl 30 Year Bond Future 08/12/2020	EUR	(81,735)	(721)	(0.00)
Euro-BTP Bond Future 08/12/2020	EUR	(307,976)	(1,151)	(0.00)
S&P 500 Emini Index Future 18/12/2020	USD	4,117,972	(82,981)	(0.05)
S&P TSX 60 Index Future 17/12/2020	CAD	5,037,482	(163,272)	(0.09)
E-Mini Russ 1000 Index Future 18/12/2020	USD	9,770,791	(280,027)	(0.16)
MSCI Europe Index Future 18/12/2020	EUR	7,773,808	(562,986)	(0.32)
			(1,085,146)	**(0.61)**

	CCY	Contracts	시장 가격 EUR	% 순자산
옵션				
구입 풋 HSI 지수 22000 29/06/2021	HKD	1	1,092	0.00
구입 풋 HSI 지수 21600 29/06/2021	HKD	1	512	0.00
구입 풋 한국 Kospi 200 지수 285 10/06/2021	KRW	33,972	380	0.00
구입 풋 HSCEI 지수 8300 29/09/2021	HKD	1	292	0.00
구입 풋 한국 KOSPI 200 지수 280 10/06/2021	KRW	16,692	165	0.00
			2,441	**0.00**
기타 자산 및 부채			19,728,701	11.05
순자산			**178,590,291**	**100.00**

지역별 배분

국가	국가 코드	% 순자산
미국	US	27.81
아일랜드	IE	8.75
중국	CN	6.81
영국	GB	6.74
독일	DE	5.28
일본	JP	5.02
네덜란드	NL	3.60
프랑스	FR	3.39
인도	IN	2.38
홍콩	HK	1.99
스위스	CH	1.84
스웨덴	SE	1.50
스페인	ES	1.23
남아프리카 공화국	ZA	1.20
한국	KR	1.19
브라질	BR	1.18
대만	TW	0.88
인도네시아	ID	0.78
러시아	RU	0.76
노르웨이	NO	0.66
태국	TH	0.65
이탈리아	IT	0.61
덴마크	DK	0.60
멕시코	MX	0.54
싱가포르	SG	0.51
핀란드	FI	0.51
호주	AU	0.44
룩셈부르크	LU	0.39
필리핀	PH	0.26
말레이시아	MY	0.18
베트남	VN	0.17
모나코	MC	0.15
벨기에	BE	0.14
키프로스	CY	0.14
Saudi Arabia	SA	0.11
캐나다	CA	0.10
그리스	GR	0.09
나이지리아	NG	0.09
아르헨티나	AR	0.09
아랍 에미리트	AE	0.09
이스라엘	IL	0.09
카자흐스탄	KZ	0.09
오스트리아	AT	0.08
초 국가	SU	0.08
버뮤다	BM	0.08
케냐	KE	0.07
포르투갈	PT	0.06
체코	CZ	0.05
슬로베니아	SI	0.04
페루	PE	0.02
터키	TR	0.02
뉴질랜드	NZ	0.01
스리랑카	LK	0.01
케이맨 제도	KY	0.00
버진 아일랜드 (영국령)	VG	0.00
보츠와나	BW	0.00
현금 및 기타 순자산		10.43

Fidelity Target™ 2045 (Euro) Fund [4]

현재 투자종목 명세서서 2020년 10월 31일

	국가 코드	CCY	주식 또는 명목	시장 가격 EUR순	% 자산
공인된 주식 또는 공식 증권거래소에서 거래됨					
에너지					
Reliance Industries	IN	INR	11,253	267,409	0.37
Equinor	NO	NOK	19,040	207,799	0.29
Total	FR	EUR	6,992	180,536	0.25
Royal Dutch Shell (B)	NL	GBP	15,824	163,458	0.22
PTT	TH	THB	132,538	112,899	0.16
Lukoil	RU	USD	2,205	96,509	0.13
Marathon Petroleum	US	USD	3,524	86,415	0.12
John Wood Group	GB	GBP	33,378	78,718	0.11
SBM Offshore	NL	EUR	4,151	57,444	0.08
Chevron	US	USD	859	50,506	0.07
Tatneft (Pref'd)	RU	USD	8,851	37,949	0.05
CNOOC	CN	HKD	41,822	32,737	0.05
Cairn Energy	GB	GBP	20,566	31,786	0.04
Lundin Energy	SE	SEK	1,699	27,865	0.04
Royal Dutch Shell (A) (NL)	NL	EUR	2,348	25,559	0.04
Galp Energia SGPS	PT	EUR	3,582	24,907	0.03
Gazprom	RU	USD	12,995	21,701	0.03
Diversified Gas & Oil	US	GBP	16,998	21,131	0.03
China Petroleum & Chemical (H)	CN	HKD	61,566	20,603	0.03
Jadestone Energy	SG	GBP	27,848	14,244	0.02
China Shenhua Energy (H)	CN	HKD	9,468	14,078	0.02
Reliance Industries	IN	INR	613	8,391	0.01
PetroChina (H)	CN	HKD	28,390	6,831	0.01
Reabold Resources	GB	GBP	949,201	6,174	0.01
Kosmos Energy	US	GBP	6,119	5,596	0.01
CGG	FR	EUR	8,235	3,950	0.01
Longboat Energy	GB	GBP	3,798	3,716	0.01
Sinopec Kantons Holdings	HK	HKD	10,291	3,195	0.00
Senex Energy	AU	AUD	10,715	1,908	0.00
Star Petroleum Refining	TH	THB	10,627	1,546	0.00
China Oilfield Services (H)	CN	HKD	2,883	1,493	0.00
Cooper Energy	AU	AUD	6,376	1,211	0.00
				1,618,264	**2.23**
유틸리티					
NextEra Energy	US	USD	5,032	318,693	0.44
National Grid	GB	GBP	28,569	291,934	0.40
Enel	IT	EUR	24,253	165,746	0.23
Engie	FR	EUR	12,561	130,446	0.18
Fortum	FI	EUR	4,801	77,531	0.11
American Water Works	US	USD	550	71,421	0.10
CMS Energy	US	USD	1,170	63,928	0.09
RWE	DE	EUR	1,250	39,730	0.05
United Utilities Group	GB	GBP	4,060	38,976	0.05
Exelon	US	USD	957	32,695	0.04
Italgas	IT	EUR	5,644	28,004	0.04
Inter RAO UES P	RU	USD	329,520	18,129	0.02
Power Grid Corporation of (India)	IN	INR	8,106	16,034	0.02
Tenaga Nasional	MY	MYR	7,106	13,999	0.02
Rubis	FR	EUR	476	13,411	0.02
Mega First	MY	MYR	8,294	11,923	0.02
First Gen	PH	PHP	22,648	11,447	0.02
Cikarang Listrindo	ID	IDR	269,065	9,423	0.01
Guangdong Investment	HK	HKD	5,225	6,651	0.01
China Resources Power Holdings	HK	HKD	7,131	6,370	0.01
West Holdings	JP	JPY	162	4,768	0.01
Innogy Finance 0.75% 30/11/2022 EMTN	NL	EUR	4,082	4,158	0.01
Enel Finance International 0.00% 17/06/2024 EMTN	NL	EUR	4,082	4,099	0.01
PTC India	IN	INR	7,062	3,838	0.01
Huadian Power International (H)	CN	HKD	17,802	3,789	0.01
China Resources Gas Group	HK	HKD	912	3,399	0.00
CK Infrastructure Holdings	HK	HKD	731	2,960	0.00
Tianjin Development Holdings	HK	HKD	4,505	689	0.00
				1,394,191	**1.92**
소재					
Air Products and Chemicals	US	USD	1,249	295,180	0.41
Arcelormittal	LU	EUR	15,558	181,286	0.25
BHP Group (UK)	AU	GBP	10,404	172,391	0.24
Vale ADR	BR	USD	15,120	138,218	0.19
FMC	US	USD	1,454	127,973	0.18
Air Liquide	FR	EUR	996	125,057	0.17
Sibanye Stillwater	ZA	ZAR	46,362	115,005	0.16
Endeavour Mining	MC	CAD	5,528	114,416	0.16
DuPont de Nemours	US	USD	1,680	81,674	0.11
Impala Platinum Holdings	ZA	ZAR	10,784	81,383	0.11
Celanese	US	USD	781	75,414	0.10
Harmony Gold Mining	ZA	ZAR	16,744	70,582	0.10
LafargeHolcim	CH	CHF	1,720	63,394	0.09
DRDGOLD	ZA	ZAR	66,736	62,542	0.09
Anglo American	GB	GBP	2,814	56,676	0.08
Victrex	GB	GBP	2,581	52,953	0.07
Asian Paints	IN	INR	1,779	45,515	0.06
Shin-Etsu Chemical	JP	JPY	390	44,716	0.06
Skshu Paint (A)	CN	CNY	2,284	43,433	0.06
Kenmare Resources	IE	GBP	11,552	37,251	0.05
Lundin Gold	CA	CAD	5,165	36,619	0.05
UltraTech Cement	IN	INR	651	34,438	0.05
SIG Combibloc Group	CH	CHF	1,899	33,531	0.05
African Rainbow Minerals	ZA	ZAR	2,497	30,038	0.04
Synthomer	GB	GBP	7,112	29,829	0.04
Fuchs Petrolub (Pref'd)	DE	EUR	657	29,043	0.04
Essentra	GB	GBP	9,501	26,053	0.04
Kansai Paint	JP	JPY	1,082	23,956	0.03
Sumitomo Metal Mining	JP	JPY	830	22,144	0.03
Siam Cement	TH	THB	2,375	22,050	0.03
Huhtamaki	FI	EUR	523	21,942	0.03
Wienerberger	AT	EUR	996	21,566	0.03
Verallia	FR	EUR	809	19,342	0.03
Rhi Magnesita	AT	GBP	675	19,204	0.03
Glencore	CH	GBP	10,123	17,548	0.02
Boliden (B)	SE	SEK	691	16,239	0.02
NOF	JP	JPY	423	13,664	0.02
Baoshan Iron & Steel (A)	CN	CNY	19,377	13,274	0.02
Anhui Conch Cement (A)	CN	CNY	1,888	12,336	0.02
Air Water	JP	JPY	931	11,422	0.02
Korea Zinc	KR	KRW	38	10,914	0.02
Nabaltec	DE	EUR	533	10,601	0.01
Sumitomo Bakelite	JP	JPY	434	10,543	0.01
BHP Group	AU	AUD	506	10,361	0.01
ATA IMS	MY	MYR	23,042	9,942	0.01
Nickel Mines	AU	AUD	17,333	9,356	0.01
Scientex	MY	MYR	2,882	7,077	0.01
Fuso Chemical	JP	JPY	226	6,642	0.01
Evolution Mining	AU	AUD	1,943	6,526	0.01
West China Cement	CN	HKD	48,872	6,233	0.01
Fufeng Group	CN	HKD	22,067	5,998	0.01
Merdeka Copper Gold	ID	IDR	53,454	5,722	0.01
Indocement Tunggal Prakarsa (A)	ID	IDR	7,993	5,662	0.01
Jiangxi Copper (H)	CN	HKD	4,928	5,047	0.01
Severstal	RU	USD	407	4,768	0.01
Skshu Paint (A)	CN	CNY	211	4,014	0.01
POSCO	KR	KRW	23	3,709	0.01
TOA Paint Thailand	TH	THB	4,130	3,660	0.01
Beijing Oriental Yuhong Waterproof Technology (A)	CN	CNY	674	3,215	0.00
Ivanhoe Mines	CA	CAD	970	3,190	0.00
Aluminum Corp of China	CN	HKD	16,832	3,153	0.00
Angang Steel (H)	CN	HKD	11,686	2,944	0.00
Fujimi	JP	JPY	92	2,824	0.00
Lotte Chemical Titan Holding	MY	MYR	6,280	2,700	0.00
Sahamitr Pressure Container	TH	THB	8,460	2,626	0.00
Gold Road Resources	AU	AUD	3,169	2,541	0.00
Shenzhen YUTO Packaging Technology	CN	CNY	590	2,242	0.00
PPC	ZA	ZAR	77,844	2,181	0.00
Westgold Resources	AU	AUD	1,383	2,159	0.00
Saracen Mineral Holdings	AU	AUD	579	1,969	0.00
Greatview Aseptic Packaging	CN	HKD	4,958	1,823	0.00
Wonik Materials	KR	KRW	69	1,380	0.00
St Barbara	AU	AUD	727	1,171	0.00
Blackstone Minerals	AU	AUD	5,426	1,130	0.00
Hansol Chemical	KR	KRW	10	1,020	0.00
Shenzhen YUTO Packaging Technology	CN	CNY	232	881	0.00
Baoshan Iron & Steel (A)	CN	CNY	1,237	847	0.00
Bardoc Gold	AU	AUD	16,682	727	0.00
Musgrave Minerals	AU	AUD	1,465	433	0.00
				2,607,228	**3.59**
산업재					
Wolters Kluwer	NL	EUR	5,256	365,732	0.50
Siemens	DE	EUR	3,483	350,698	0.48
Norfolk Southern	US	USD	1,469	260,405	0.36
SKF	SE	SEK	14,654	257,812	0.35
Allison Transmission Holdings	US	USD	7,434	226,468	0.31
Johnson Controls International	US	USD	4,703	168,810	0.23
Epiroc	SE	SEK	13,190	162,511	0.22
TransUnion	US	USD	2,357	160,081	0.22
RELX	GB	EUR	9,130	155,252	0.21
DCC	IE	GBP	2,546	142,239	0.20
Daikin Industries	JP	JPY	847	136,087	0.19
MISUMI Group	JP	JPY	5,235	133,507	0.18
XPO Logistics	US	USD	1,526	116,985	0.16
FANUC	JP	JPY	597	108,432	0.15
Meggitt	GB	GBP	33,669	102,316	0.14

* 이사회 결정으로 가격이 책정된 유가증권.
전체 주식 목록은 6페이지에 나와 있습니다.
별첨 재무제표에 대한 주석은 본 재무제표의 중요한 일부입니다. 투자종목 명세서 및 지역별 배분의 순자산 비율은 반올림되었습니다.

현재 투자종목 명세서서 2020년 10월 31일

	국가 코드	CCY	주식 또는 명목	시장 가격 EUR순	% 자산
Nidec	JP	JPY	1,163	100,725	0.14
Kansas City Southern	US	USD	635	95,546	0.13
Wizz Air Holdings	CH	GBP	2,614	92,845	0.13
Harmonic Drive Systems	JP	JPY	1,603	91,151	0.13
Oshkosh	US	USD	1,550	89,943	0.12
Recruit Holdings	JP	JPY	2,678	87,567	0.12
Daifuku	JP	JPY	924	81,853	0.11
Techtronic Industries	HK	HKD	6,873	79,349	0.11
JB Hunt Transport Services	US	USD	752	78,119	0.11
Makita	JP	JPY	2,056	78,049	0.11
United Rentals	US	USD	506	76,817	0.11
Aalberts	NL	EUR	2,660	76,711	0.11
WW Grainger	US	USD	242	72,622	0.10
ITOCHU	JP	JPY	3,421	70,557	0.10
Casella Waste Systems	US	USD	1,430	67,736	0.09
Sandvik	SE	SEK	4,255	65,115	0.09
SMC	JP	JPY	138	63,179	0.09
FTI Consulting	US	USD	718	61,076	0.08
Vinci	FR	EUR	892	60,501	0.08
Fortive	US	USD	1,091	57,646	0.08
Flughafen Zuerich	CH	CHF	389	45,033	0.06
Greentown Service Group	CN	HKD	45,609	42,965	0.06
Safran	FR	EUR	430	38,916	0.05
ManpowerGroup	US	USD	663	38,364	0.05
Balfour Beatty	GB	GBP	15,688	37,260	0.05
THK	JP	JPY	1,578	35,920	0.05
Airports of Thailand	TH	THB	23,992	34,067	0.05
DKSH Holding	CH	CHF	571	31,561	0.04
L3Harris Technologies	US	USD	230	31,304	0.04
Assa Abloy	SE	SEK	1,670	30,791	0.04
Alpha Financial Markets Consulting	GB	GBP	12,703	30,369	0.04
Morgan Advanced Materials	GB	GBP	10,528	29,265	0.04
UT Group	JP	JPY	1,042	27,893	0.04
Controladora Vuela Cia de Aviacion ADR	MX	USD	4,029	27,213	0.04
Inwido	SE	SEK	2,938	26,764	0.04
Varta	DE	EUR	246	26,521	0.04
Inspired Energy	GB	GBP	171,701	24,342	0.03
Yaskawa Electric	JP	JPY	700	23,363	0.03
Air Lease	US	USD	930	21,764	0.03
RELX	GB	GBP	1,190	20,207	0.03
Hitachi Construction Machinery	JP	JPY	943	19,966	0.03
SHO-BOND Holdings	JP	JPY	447	18,503	0.03
Zhuzhou CRRC Times Electric (H)	CN	HKD	6,766	17,875	0.02
Penta-Ocean Construction	JP	JPY	3,170	17,264	0.02
SITC International Holdings	HK	HKD	12,173	16,135	0.02
LISI	FR	EUR	1,081	15,004	0.02
Clarkson	GB	GBP	660	14,760	0.02
Singapore Technologies Engineering	SG	SGD	6,458	14,173	0.02
Simplybiz Group	GB	GBP	9,112	13,982	0.02
Siemens Energy	DE	EUR	740	13,904	0.02
HeadHunter Group ADR	RU	USD	698	13,812	0.02
Sany Heavy Industry (A)	CN	CNY	4,143	13,807	0.02
Arwana Citramulia	ID	IDR	425,278	12,371	0.02
Kerry Logistics Network	HK	HKD	6,825	12,230	0.02
Trusco Nakayama	JP	JPY	535	11,839	0.02
International Container Terminal Services	PH	PHP	5,720	11,665	0.02
Makuake	JP	JPY	119	11,532	0.02
Grupo Aeroportuario del Sureste ADR (B)	MX	USD	117	11,410	0.02
COMSYS Holdings	JP	JPY	509	11,116	0.02
ZTO Express Cayman ADR	CN	USD	420	10,532	0.01
CKD	JP	JPY	709	10,127	0.01
Raksul	JP	JPY	215	9,005	0.01
LT Group	PH	PHP	42,064	8,608	0.01
Titan Wind Energy Suzhou	CN	CNY	9,264	8,530	0.01
Honeywell International 0.00% 10/03/2024	US	EUR	8,163	8,201	0.01
Caverion	FI	EUR	1,368	7,701	0.01
Miura	JP	JPY	188	7,624	0.01
Weichai Power (A)	CN	CNY	3,810	7,395	0.01
Cebu Air	PH	PHP	10,378	7,141	0.01
Ayala	PH	PHP	516	6,981	0.01
Sinotruk (Hong Kong)	CN	HKD	3,147	6,905	0.01
GT Capital Holdings	PH	PHP	853	6,508	0.01
Beijing Capital International Airport (H)	CN	HKD	12,409	6,508	0.01
Hitachi Transport System	JP	JPY	233	6,335	0.01
Senior	GB	GBP	10,269	6,257	0.01
Sinotrans (H)	CN	HKD	24,308	6,178	0.01
Daqin Railway (A)	CN	CNY	7,299	6,000	0.01
Fuji Electric	JP	JPY	226	5,893	0.01
Kubota	JP	JPY	371	5,537	0.01
Kung Long Batteries Industrial	TW	TWD	1,329	5,470	0.01
Pacific Basin Shipping	HK	HKD	43,187	5,412	0.01
Country Garden Services Holdings	CN	HKD	1,000	5,405	0.01
MonotaRO	JP	JPY	111	5,281	0.01
Titan Wind Energy Suzhou	CN	CNY	5,455	5,020	0.01
Weichai Power (H)	CN	HKD	2,868	4,667	0.01
Nihon Flush	JP	JPY	413	4,577	0.01
Guangshen Railway (H)	CN	HKD	30,027	4,294	0.01
Siemens Financier 0.125% 05/06/2022 EMTN	NL	EUR	4,082	4,108	0.01
Nomura	JP	JPY	723	4,013	0.01
Service Stream	AU	AUD	3,187	3,857	0.01
Ushio	JP	JPY	377	3,620	0.00
Rozetta	JP	JPY	218	3,581	0.00
Air China (H)	CN	HKD	6,173	3,426	0.00
SBS Transit	SG	SGD	1,853	3,322	0.00
Nippo	JP	JPY	149	3,287	0.00
Sime Darby	MY	MYR	6,581	3,276	0.00
Shanghai M&G Stationery	CN	CNY	314	3,232	0.00
Hyundai Mipo Dockyard	KR	KRW	151	3,226	0.00
China Southern Airlines (H)	CN	HKD	7,163	3,218	0.00
CIMC Enric Holdings	HK	HKD	7,806	3,155	0.00
Sinopec Engineering Group (H)	CN	HKD	9,157	3,055	0.00
Dynasty Ceramic	TH	THB	47,283	2,994	0.00
Sino-Thai Engineering & Construction	TH	THB	10,533	2,921	0.00
Surya Pertiwi	ID	IDR	120,360	2,817	0.00
Kito	JP	JPY	258	2,729	0.00
Sany Heavy Industry (A)	CN	CNY	801	2,668	0.00
Muhibbah Engineering	MY	MYR	15,759	2,376	0.00
Taikisha	JP	JPY	105	2,352	0.00
Raito Kogyo	JP	JPY	182	2,221	0.00
Trellidor Holdings	ZA	ZAR	22,323	1,888	0.00
Techno Smart	JP	JPY	252	1,828	0.00
China State Construction Engineering	CN	CNY	2,728	1,791	0.00
Keppel	SG	SGD	637	1,757	0.00
Qingdao Port International	CN	HKD	3,516	1,715	0.00
Nitto Boseki	JP	JPY	54	1,708	0.00
ZTO Express Cayman	CN	HKD	66	1,676	0.00
Nitta	JP	JPY	88	1,600	0.00
Hong Leong Industries	MY	MYR	1,038	1,599	0.00
KEC International	IN	INR	391	1,470	0.00
China Railway Group (H)	CN	HKD	3,267	1,290	0.00
Geumhwa PSC	KR	KRW	59	1,238	0.00
Cardig Aero Services	ID	IDR	106,299	1,236	0.00
BOC Aviation	SG	HKD	228	1,210	0.00
Nippon Road Co	JP	JPY	17	1,051	0.00
NARI Technology	CN	CNY	327	872	0.00
Hirano Tecseed/Kinzoku	JP	JPY	60	772	0.00
Sumitomo Densetsu	JP	JPY	35	716	0.00
Monalisa Group	CN	CNY	186	716	0.00
Koentec	KR	KRW	111	712	0.00
Anhui Heli Co	CN	CNY	364	659	0.00
Weichai Power (A)	CN	CNY	230	446	0.00
China Index Holdings ADR	CN	USD	277	307	0.00
Business Online	TH	THB	1,827	296	0.00
TK Group Holdings	CN	HKD	944	241	0.00
Kosaido	JP	JPY	22	110	0.00
				5,576,122	7.67

정보 기술

Microsoft	US	USD	5,470	945,992	1.30
Tencent Holdings	CN	HKD	13,342	873,215	1.20
Alphabet (A)	US	USD	525	731,377	1.01
Taiwan Semiconductor Manufacturing	TW	TWD	39,361	510,909	0.70
Apple	US	USD	5,347	499,664	0.69
Facebook	US	USD	2,072	472,139	0.65
Samsung Electronics	KR	KRW	10,021	432,172	0.59
Visa	US	USD	2,466	381,621	0.53
SAP	DE	EUR	3,977	363,877	0.50
NXP Semiconductors	NL	USD	2,421	278,641	0.38
Salesforce.com	US	USD	1,202	238,723	0.33
Intel	US	USD	6,130	231,245	0.32
Fidelity National Information Services	US	USD	2,154	229,865	0.32
Infosys	IN	INR	18,625	228,391	0.31
Alphabet	US	USD	137	191,321	0.26
Fiserv	US	USD	2,132	173,027	0.24
Qualcomm	US	USD	1,533	162,106	0.22
Capgemini	FR	EUR	1,610	159,568	0.22
Keyence	JP	JPY	408	159,093	0.22
SK Hynix	KR	KRW	2,184	132,953	0.18
Sage Group	GB	GBP	17,823	125,961	0.17
VMware	US	USD	1,079	118,638	0.16
Lam Research	US	USD	395	117,067	0.16
NAVER	KR	KRW	522	114,719	0.16
SS&C Technologies Holdings	US	USD	2,204	112,283	0.15
Murata Manufacturing	JP	JPY	1,802	108,911	0.15
IPG Photonics	US	USD	621	99,496	0.14
Workday	US	USD	547	99,084	0.14
SYNNEX	US	USD	869	97,960	0.13
Shimadzu	JP	JPY	3,897	95,643	0.13
Tata Consultancy Services	IN	INR	3,095	95,566	0.13
MediaTek	TW	TWD	4,422	90,356	0.12

현재 투자종목 명세서서 2020년 10월 31일

	국가 코드	CCY	주식 또는 명목	시장 가격 EUR순	% 자산
CDW	US	USD	758	79,475	0.11
Oracle	US	USD	1,515	72,749	0.10
TDK	JP	JPY	711	71,782	0.10
Tokyo Electron	JP	JPY	305	70,430	0.10
Azbil	JP	JPY	1,968	68,615	0.09
Hamamatsu Photonics KK	JP	JPY	1,541	66,607	0.09
Cognex	US	USD	1,122	63,506	0.09
Micron Technology	US	USD	1,410	60,176	0.08
Infineon Technologies	DE	EUR	2,514	60,091	0.08
Disco	JP	JPY	252	58,318	0.08
Foxconn Industrial Internet (A)	CN	CNY	32,764	57,431	0.08
Coherent	US	USD	528	56,584	0.08
Nutanix	US	USD	2,616	54,837	0.08
RingCentral	US	USD	241	52,498	0.07
Samsung SDI	KR	KRW	154	51,924	0.07
Software	DE	EUR	1,561	48,013	0.07
Littelfuse	US	USD	272	46,584	0.06
Applied Materials	US	USD	891	45,018	0.06
Pagseguro Digital	BR	USD	1,349	42,527	0.06
Entegris	US	USD	652	42,015	0.06
Infosys ADR	IN	USD	3,355	40,748	0.06
Ciena	US	USD	1,206	40,644	0.06
Cognizant Technology Solutions	US	USD	637	38,975	0.05
Renesas Electronics	JP	JPY	5,330	37,808	0.05
Rohm	JP	JPY	559	36,877	0.05
New Relic	US	USD	625	32,839	0.05
Check Point Software Technologies (H)	IL	USD	322	31,522	0.04
Dell Technologies	US	USD	613	31,452	0.04
Advanced Energy Industries	US	USD	522	30,504	0.04
SDL	GB	GBP	3,949	30,295	0.04
Western Digital	US	USD	952	30,279	0.04
Yokogawa Electric	JP	JPY	2,396	30,222	0.04
MKS Instruments	US	USD	316	29,778	0.04
Globant	AR	USD	190	29,508	0.04
Z Holdings	JP	JPY	4,837	28,969	0.04
Aptitude Software Group	GB	GBP	5,370	28,663	0.04
Iriso Electronics	JP	JPY	862	28,160	0.04
Justsystems	JP	JPY	499	28,064	0.04
SCREEN Holdings	JP	JPY	565	26,596	0.04
Citrix Systems	US	USD	263	25,820	0.04
Telefonaktiebolaget LM Ericsson	SE	SEK	2,685	25,739	0.04
Lenovo Group	CN	HKD	45,943	24,748	0.03
Xilinx	US	USD	240	24,210	0.03
Hitachi	JP	JPY	836	24,194	0.03
Cisco Systems	US	USD	768	23,480	0.03
MasterCard	US	USD	95	23,218	0.03
Dialog Semiconductor	GB	EUR	708	23,199	0.03
Baidu ADR	CN	USD	198	22,469	0.03
Autohome ADR	CN	USD	266	21,742	0.03
Amdocs	US	USD	427	20,588	0.03
Taiyo Yuden	JP	JPY	644	20,452	0.03
Alten	FR	EUR	295	20,278	0.03
AIXTRON	DE	EUR	2,090	20,221	0.03
Sopra Steria Group	FR	EUR	181	18,487	0.03
Hangzhou Hikvision Digital Technology (A)	CN	CNY	3,151	18,173	0.03
Sansan	JP	JPY	286	16,297	0.02
AAC Technologies Holdings	CN	HKD	3,306	14,916	0.02
Fujitsu	JP	JPY	133	13,335	0.02
DXC Technology	US	USD	804	12,464	0.02
Foxconn Industrial Internet	CN	CNY	6,392	11,204	0.02
NEC	JP	JPY	245	10,611	0.01
Samsung Electronics Perpetual (Pref'd)	KR	KRW	271	10,340	0.01
TravelSky Technology	CN	HKD	5,699	10,306	0.01
giftee	JP	JPY	437	10,167	0.01
Kamakura Shinsho	JP	JPY	1,039	8,826	0.01
Horiba	JP	JPY	203	8,578	0.01
Obic	JP	JPY	56	8,510	0.01
Hennge KK	JP	JPY	136	8,462	0.01
Eizo	JP	JPY	259	8,389	0.01
Digital Garage	JP	JPY	258	7,866	0.01
Hon Hai Precision Industry	TW	TWD	3,337	7,775	0.01
Sabre	US	USD	1,254	6,869	0.01
Sunny Optical Technology (H)	CN	HKD	453	6,462	0.01
Appen	AU	AUD	327	6,382	0.01
Redington India	IN	INR	4,104	6,157	0.01
FPT	VN	VND	3,223	6,146	0.01
Momo ADR	CN	USD	479	6,123	0.01
Information Services International-Dentsu	JP	JPY	111	5,979	0.01
Fidelity National Info. Services 0.75% 21/05/2023	US	EUR	5,698	5,824	0.01
Optex Group	JP	JPY	421	5,388	0.01
NEC Networks & System Integration	JP	JPY	321	4,779	0.01
Ming Yuan Cloud Group Holdings	CN	HKD	1,204	4,411	0.01
Shinko Electric Industries	JP	JPY	291	4,366	0.01
NET One Systems	JP	JPY	164	4,213	0.01
Fidelity National Info. Services 0.40% 15/01/2021	US	EUR	4,082	4,084	0.01
Advantech	TW	TWD	453	3,939	0.01
Fabrinet	TH	USD	73	3,806	0.01
Itochu Techno-Solutions	JP	JPY	126	3,670	0.01
Chatwork	JP	JPY	214	3,655	0.01
Atea	NO	NOK	366	3,640	0.01
m-up Holdings	JP	JPY	173	3,622	0.00
Nomura Research Institute	JP	JPY	138	3,509	0.00
Freee KK	JP	JPY	49	3,318	0.00
Hinduja Global Solutions	IN	INR	417	3,207	0.00
Powertech Technology	TW	TWD	1,236	3,141	0.00
Dip	JP	JPY	189	3,111	0.00
ASM Pacific Technology	HK	HKD	356	3,082	0.00
Tech Mahindra	IN	INR	314	2,965	0.00
Alps Electric	JP	JPY	226	2,802	0.00
PT Metrodata Electronics	ID	IDR	29,800	2,797	0.00
Venture	SG	SGD	221	2,678	0.00
Otsuka	JP	JPY	63	2,486	0.00
Chroma ATE	TW	TWD	569	2,329	0.00
KoMiCo	KR	KRW	82	2,300	0.00
My EG Services	MY	MYR	8,015	2,274	0.00
Polytronics Technology	TW	TWD	786	2,175	0.00
China Railway Signal & Communication Corp (H)	CN	HKD	7,678	2,173	0.00
Elite Material	TW	TWD	387	1,745	0.00
Hytera Communications (B)	CN	CNY	1,855	1,697	0.00
Netbay (F)	TH	THB	2,446	1,676	0.00
Spigen Korea	KR	KRW	35	1,671	0.00
Cyient	IN	INR	348	1,589	0.00
Bengo4.com	JP	JPY	13	1,527	0.00
Japan Material	JP	JPY	123	1,363	0.00
Largan Precision	TW	TWD	13	1,214	0.00
Computer Age Management Services	IN	INR	48	727	0.00
Silergy	CN	TWD	13	701	0.00
SHIFT	JP	JPY	3	318	0.00
Fang Holdings ADR	CN	USD	4	34	0.00
				11,135,854	15.33

소비재

Amazon.com	US	USD	253	661,701	0.91
Alibaba Group Holding	CN	HKD	18,966	618,527	0.85
Charter Communications	US	USD	1,155	597,717	0.82
Alibaba Group Holding ADR	CN	USD	1,711	445,959	0.61
Publicis Groupe	FR	EUR	10,851	323,365	0.45
Prosus	NL	EUR	3,418	293,225	0.40
Naspers	ZA	ZAR	1,445	241,512	0.33
McDonald's	US	USD	1,319	239,988	0.33
Booking Holdings	US	USD	169	234,085	0.32
Nike	US	USD	1,937	199,890	0.28
Takeaway.com	NL	EUR	1,842	175,929	0.24
Galaxy Entertainment Group	HK	HKD	27,041	153,337	0.21
Lowe's Cos	US	USD	1,134	153,182	0.21
Puma	DE	EUR	1,906	143,019	0.20
New Oriental Education & Technology Group ADR	CN	USD	1,008	138,956	0.19
Shimano	JP	JPY	701	137,509	0.19
NVR	US	USD	34	116,942	0.16
Altice USA	US	USD	4,725	109,464	0.15
Midea Group (A)	CN	CNY	10,002	100,116	0.14
Liberty Media Group	US	USD	3,244	99,536	0.14
Trip.com Group ADR	CN	USD	3,963	97,223	0.13
Pearson	GB	GBP	16,814	95,348	0.13
Persimmon	GB	GBP	3,570	92,730	0.13
Fast Retailing	JP	JPY	145	86,686	0.12
AutoZone	US	USD	77	74,584	0.10
Burlington Stores	US	USD	435	71,568	0.10
Service Corp International	US	USD	1,721	69,664	0.10
Stanley Electric	JP	JPY	2,798	68,421	0.09
Papa John's International	US	USD	1,029	67,144	0.09
Shenzhou International Group Holdings	CN	HKD	4,404	65,691	0.09
ServiceMaster Global Holdings	US	USD	1,569	63,690	0.09
Activision Blizzard	US	USD	917	59,121	0.08
JD.com	CN	HKD	1,657	57,812	0.08
ANTA Sports Products	CN	HKD	5,990	56,988	0.08
Gree Electric Appliances Inc of Zhuhai	CN	CNY	7,440	55,922	0.08
Hyundai Mobis	KR	KRW	314	54,009	0.07
Pan Pacific International Holdings	JP	JPY	2,804	51,184	0.07
Laureate Education	US	USD	4,629	51,098	0.07
Meituan Dianping	CN	HKD	1,590	50,872	0.07
JD.com ADR	CN	USD	727	50,525	0.07
Eicher Motors	IN	INR	2,065	49,862	0.07
Foschini Group	ZA	ZAR	10,858	49,373	0.07
Maruti Suzuki India	IN	INR	608	48,954	0.07
Porsche Automobil Holding Perpetual (Pref'd)	DE	EUR	986	45,377	0.06
Volkswagen (Pref'd)	DE	EUR	361	45,156	0.06
Zhejiang Supor (A)	CN	CNY	4,971	45,042	0.06
Zhongsheng Group Holdings	CN	HKD	7,145	43,719	0.06
Vistry Group	GB	GBP	6,917	41,915	0.06

현재 투자종목 명세서서 2020년 10월 31일

	국가 코드	CCY	주식 또는 명목	시장 가격 EUR순	% 자산
Dollar Tree	US	USD	538	41,618	0.06
TAL Education Group ADR	CN	USD	729	40,976	0.06
MercadoLibre	AR	USD	39	40,844	0.06
EssilorLuxottica	FR	EUR	385	40,841	0.06
Vivo Energy	GB	GBP	46,347	38,960	0.05
OPAP (A)	GR	EUR	5,414	37,490	0.05
DouYu International Holdings ADR	CN	USD	2,836	36,652	0.05
Li Ning	CN	HKD	7,953	35,522	0.05
Detsky Mir	RU	USD	29,807	35,446	0.05
Guangzhou Automobile Group (H)	CN	HKD	39,888	35,195	0.05
Toyo Tire & Rubber	JP	JPY	2,685	34,209	0.05
Nokian Renkaat	FI	EUR	1,282	33,821	0.05
Jumbo	GR	EUR	2,785	33,425	0.05
Koito Manufacturing	JP	JPY	807	33,421	0.05
Fiat Chrysler Automobiles	GB	EUR	3,066	32,325	0.04
Pepkor Holdings	ZA	ZAR	51,170	32,321	0.04
NetEase ADR	CN	USD	433	31,967	0.04
Advance Auto Parts	US	USD	229	28,744	0.04
Team17 Group	GB	GBP	3,635	28,699	0.04
Tapestry	US	USD	1,473	28,389	0.04
Afya	BR	USD	1,361	27,532	0.04
Shop Apotheke Europe	NL	EUR	192	27,403	0.04
D'ieteren	BE	EUR	635	27,319	0.04
Dongfeng Motor Group (H)	CN	HKD	43,410	26,246	0.04
Boozt	SE	SEK	1,883	26,150	0.04
Nifco	JP	JPY	1,012	26,014	0.04
China International Travel Service (A)	CN	CNY	993	25,389	0.03
Gree Electric Appliances of Zhuhai	CN	CNY	3,354	25,214	0.03
Suzuki Motor	JP	JPY	673	24,804	0.03
Musti Group	FI	EUR	1,181	23,237	0.03
Autoliv	SE	USD	342	22,346	0.03
Watches of Switzerland Group	GB	GBP	5,039	22,134	0.03
Basic-Fit	NL	EUR	1,063	22,112	0.03
Coats Group	GB	GBP	34,296	21,660	0.03
Central Retail	TH	THB	28,776	21,114	0.03
4imprint Group	GB	GBP	897	20,637	0.03
Honda Motor	JP	JPY	943	19,183	0.03
HelloFresh	DE	EUR	416	19,125	0.03
Yamaha	JP	JPY	451	18,360	0.03
Denso	JP	JPY	453	18,108	0.02
Famous Brands	ZA	ZAR	7,651	17,511	0.02
adidas	DE	EUR	65	16,450	0.02
Kendrion	NL	EUR	1,066	16,410	0.02
Gym Group	GB	GBP	10,304	15,811	0.02
Cairn Homes	IE	EUR	18,867	14,811	0.02
Focus Media Information Technology	CN	CNY	12,265	14,710	0.02
THG Holding	GB	GBP	1,971	14,457	0.02
ScS Group	GB	GBP	6,782	14,404	0.02
Headlam Group	GB	GBP	4,781	14,141	0.02
eBay	US	USD	318	12,948	0.02
Mavi Giyim Sanayi Ve Ticaret	TR	TRY	3,229	12,472	0.02
Crystal International Group	HK	HKD	52,460	12,418	0.02
Ryohin Keikaku	JP	JPY	659	11,874	0.02
Jiumaojiu International Holdings	CN	HKD	5,993	11,351	0.02
MR DIY Group (M)	MY	MYR	31,457	11,329	0.02
Jollibee Foods	PH	PHP	3,432	10,347	0.01
Dream International	HK	HKD	34,950	10,330	0.01
Nojima	JP	JPY	419	10,112	0.01
Weifu High-Technology Group	CN	HKD	5,894	9,319	0.01
Midea Group	CN	CNY	927	9,274	0.01
Brilliance China Automotive Holdings	HK	HKD	11,852	8,785	0.01
Selamat Sempurna	ID	IDR	106,688	8,678	0.01
Sky 1.50% 15/09/2021 EMTN	GB	EUR	8,163	8,297	0.01
RELX Finance 0.00% 18/03/2024	NL	EUR	8,163	8,197	0.01
Subaru	JP	JPY	491	7,728	0.01
Sun International (South Africa)	ZA	ZAR	10,239	7,306	0.01
SAIC Motor (A)	CN	CNY	2,422	7,199	0.01
Oriental Land	JP	JPY	60	7,177	0.01
Hostelworld Group	IE	GBP	11,948	6,643	0.01
Somboon Advance Technology	TH	THB	17,484	6,391	0.01
Baozun	CN	HKD	613	6,338	0.01
China Yongda Automobiles Services Holdings	CN	HKD	5,044	6,156	0.01
Sony	JP	JPY	82	5,839	0.01
HUYA ADR	CN	USD	283	5,328	0.01
Chaowei Power Holdings	CN	HKD	16,720	4,941	0.01
Xingda International Holdings	CN	HKD	21,594	4,777	0.01
Wilcon Depot	PH	PHP	18,792	4,766	0.01
Seria	JP	JPY	138	4,560	0.01
McDonald's 4.00% 17/02/2021 EMTN	US	EUR	4,082	4,132	0.01
BMW Finance 0.125% 12/01/2021 EMTN	NL	EUR	4,082	4,085	0.01
Map Aktif Adiperkasa	ID	IDR	33,227	3,999	0.01
Pacific Textiles Holdings	HK	HKD	8,143	3,983	0.01
Baozun ADR	CN	USD	123	3,878	0.01
Round One	JP	JPY	494	3,333	0.00
Chow Tai Fook Jewellery Group	HK	HKD	2,972	3,260	0.00
KIYO Learning	JP	JPY	34	3,248	0.00
Central Automotive Products	JP	JPY	188	3,151	0.00
Sebang Global Battery	KR	KRW	148	3,093	0.00
Fast Food Indonesia	ID	IDR	57,779	3,009	0.00
Chow Sang Sang Holdings International	HK	HKD	3,187	2,992	0.00
Demae-Can	JP	JPY	113	2,865	0.00
Shine Corporate	AU	AUD	5,429	2,816	0.00
Plan B Media	TH	THB	18,151	2,692	0.00
Bestway Global Holding	CN	HKD	12,317	2,533	0.00
Texwinca Holdings	HK	HKD	19,241	2,504	0.00
Tianneng Power International	CN	HKD	1,769	2,473	0.00
Teejay Lanka	LK	LKR	17,707	2,441	0.00
MakeMyTrip	IN	USD	153	2,417	0.00
Rinnai	JP	JPY	28	2,398	0.00
Astra Otoparts	ID	IDR	46,531	2,343	0.00
Sabina	TH	THB	3,976	2,272	0.00
Jaya Bersama Indo	ID	IDR	135,729	2,202	0.00
Vipshop Holdings ADR	CN	USD	118	2,091	0.00
Koshidaka Holdings	JP	JPY	650	2,087	0.00
Wuhu Sanqi Interactive Entertainment	CN	CNY	537	2,041	0.00
Texhong Textile Group	HK	HKD	3,021	1,994	0.00
China Literature	CN	HKD	261	1,841	0.00
NetEase	CN	HKD	113	1,697	0.00
Mitra Adiperkasa	ID	IDR	44,385	1,678	0.00
Xtep International Holdings	CN	HKD	5,508	1,601	0.00
JINS	JP	JPY	25	1,566	0.00
Bapcor	AU	AUD	333	1,540	0.00
Nien Made Enterprise	TW	TWD	159	1,538	0.00
China South Publishing & Media Group (A)	CN	CNY	1,120	1,507	0.00
WPP AUNZ	AU	AUD	5,889	1,492	0.00
SL	KR	KRW	124	1,364	0.00
Oppein Home Group	CN	CNY	85	1,341	0.00
Rakuten	JP	JPY	151	1,262	0.00
Com2uS	KR	KRW	15	1,254	0.00
China South Publishing & Media Group	CN	CNY	922	1,242	0.00
Think Childcare	AU	AUD	1,914	1,167	0.00
Mercari	JP	JPY	32	1,158	0.00
Oppein Home Group	CN	CNY	73	1,157	0.00
Yadea Group Holdings	CN	HKD	940	1,154	0.00
Taiwan Sakura	TW	TWD	711	1,054	0.00
China Dongxiang Group	CN	HKD	9,809	1,044	0.00
China International Travel Service	CN	CNY	40	1,014	0.00
Parkson Retail Group	CN	HKD	40,683	1,008	0.00
Skyworth Group	HK	HKD	4,088	918	0.00
Bafang Electric Suzhou	CN	CNY	32	756	0.00
Embry Holdings	HK	HKD	6,746	749	0.00
Piolax	JP	JPY	59	739	0.00
Tokyo Radiator Manufacturing	JP	JPY	92	391	0.00
Bafang Electric Suzhou	CN	CNY	14	338	0.00
Twenty-four seven	JP	JPY	39	286	0.00
				8,552,362	11.77

소비재

Unilever	GB	EUR	7,557	366,895	0.50
British American Tobacco	GB	GBP	12,106	329,513	0.45
Swedish Match	SE	SEK	5,049	326,934	0.45
Walmart	US	USD	2,321	276,030	0.38
Coca-Cola	US	USD	6,503	266,899	0.37
Beiersdorf	DE	EUR	2,665	239,568	0.33
Unilever	GB	GBP	4,342	212,601	0.29
China Mengniu Dairy	HK	HKD	52,269	211,350	0.29
Tesco	GB	GBP	91,856	209,892	0.29
Nestle	CH	CHF	2,161	208,695	0.29
Associated British Foods	GB	GBP	9,961	188,017	0.26
Imperial Brands	GB	GBP	12,739	173,384	0.24
L'Oreal	FR	EUR	595	165,313	0.23
Koninklijke Ahold Delhaize	NL	EUR	6,080	143,433	0.20
Kweichow Moutai (A)	CN	CNY	639	136,947	0.19
Sprouts Farmers Market	US	USD	5,616	92,119	0.13
Monster Beverage	US	USD	1,395	91,649	0.13
CP ALL	TH	THB	59,892	88,494	0.12
Tyson Foods	US	USD	1,779	87,077	0.12
Vietnam Dairy Products	VN	VND	15,662	62,629	0.09
Coca-Cola European Partners	GB	USD	1,957	59,673	0.08
Thai Beverage	TH	SGD	141,578	51,661	0.07
Bid	ZA	ZAR	4,269	50,256	0.07
China Resources Beer Holdings	HK	HKD	9,261	49,302	0.07
Pernod Ricard	FR	EUR	353	48,924	0.07
Hindustan Unilever	IN	INR	1,955	46,868	0.06
Wm Morrison Supermarkets	GB	GBP	23,933	43,350	0.06
Britvic	GB	GBP	4,521	37,103	0.05
Archer-Daniels-Midland	US	USD	766	30,626	0.04
Royal Unibrew	DK	DKK	319	26,745	0.04
Kroger	US	USD	886	24,486	0.03
Bunge	US	USD	493	23,868	0.03

현재 투자종목 명세서서 2020년 10월 31일

	국가 코드	CCY	주식 또는 명목	시장 가격 EUR순	% 자산
Budweiser Brewing Co APAC	HK	HKD	9,389	23,754	0.03
Welcia Holdings	JP	JPY	648	21,819	0.03
Kao	JP	JPY	327	19,998	0.03
Nongfu Spring	CN	HKD	5,009	19,680	0.03
Smoore International Holdings	CN	HKD	3,421	15,327	0.02
Kotobuki Spirits	JP	JPY	357	14,195	0.02
Kweichow Moutai	CN	CNY	65	13,822	0.02
Gudang Garam	ID	IDR	5,777	13,814	0.02
Robinsons Retail Holdings	PH	PHP	12,027	13,651	0.02
Sun Art Retail Group	HK	HKD	14,559	13,536	0.02
Foshan Haitian Flavouring & Food (B)	CN	CNY	630	12,945	0.02
Sakata Seed	JP	JPY	421	12,771	0.02
Indofood Sukses Makmur	ID	IDR	29,479	11,980	0.02
Puregold Price Club	PH	PHP	15,583	11,400	0.02
Uni-President China Holdings	CN	HKD	13,621	10,121	0.01
Shiseido	JP	JPY	182	9,693	0.01
BAT Int'l Finance 4.875% 24/02/2021 EMTN	GB	EUR	8,163	8,288	0.01
Charoen Pokphand (Indonesia)	ID	IDR	22,953	7,762	0.01
Carabao Group	TH	THB	2,547	7,673	0.01
Japfa	SG	SGD	18,456	7,485	0.01
First Resources	SG	SGD	9,816	7,477	0.01
RFM	PH	PHP	88,998	7,434	0.01
WH Group	HK	HKD	10,850	7,331	0.01
Yantai Changyu Pioneer Wine	CN	HKD	4,646	7,133	0.01
Saigon Beer Alcohol Beverage	VN	VND	966	6,591	0.01
Osotspa	TH	THB	7,131	6,272	0.01
Altria Group 1.00% 15/02/2023	US	EUR	6,122	6,258	0.01
Coles Group	AU	AUD	573	6,129	0.01
Sheng Siong	SG	SGD	5,713	5,996	0.01
Asian Seafoods Coldstorage	TH	THB	15,349	5,571	0.01
Convenience Retail Asia	HK	HKD	10,045	4,837	0.01
Heineken (Malaysia)	MY	MYR	1,240	4,609	0.01
Carlsberg Brewery (Malaysia)	MY	MYR	1,103	4,208	0.01
Tingyi Cayman Islands Holding	CN	HKD	2,528	3,969	0.01
Laobaixing Pharmacy Chain	CN	CNY	416	3,820	0.01
Bumitama Agri	ID	SGD	13,215	3,612	0.00
Industri Jamu Dan Farmasi Sido Muncul	ID	IDR	75,848	3,545	0.00
Japfa Comfeed Indonesia	ID	IDR	56,489	3,493	0.00
Century Pacific Food	PH	PHP	12,308	3,388	0.00
Siam Makro	TH	THB	3,052	3,338	0.00
Dairy Farm International Holdings	HK	USD	1,020	3,298	0.00
Ultrajaya Milk Industry & Trading	ID	IDR	32,829	3,175	0.00
China Foods	HK	HKD	10,226	3,003	0.00
Shinnihonseiyaku	JP	JPY	127	2,747	0.00
Vinda International Holdings	HK	HKD	901	2,050	0.00
Changshouhua Food	CN	HKD	4,184	1,875	0.00
Delfi	SG	SGD	4,387	1,767	0.00
Blackmores	AU	AUD	25	1,071	0.00
Ceylon Cold Stores	LK	LKR	287	894	0.00
Bestore	CN	CNY	80	589	0.00
Sagami Rubber Industries	JP	JPY	40	392	0.00
Shenguan Holdings Group	CN	HKD	12,105	325	0.00
				4,766,212	6.56

건강

	국가 코드	CCY	주식 또는 명목	시장 가격 EUR순	% 자산
Sanofi	FR	EUR	8,767	678,305	0.93
Roche Holding	CH	CHF	1,689	466,469	0.64
Koninklijke Philips	NL	EUR	8,937	356,351	0.49
Horizon Therapeutics	US	USD	4,847	311,171	0.43
Baxter International	US	USD	3,671	243,787	0.34
AbbVie	US	USD	3,285	237,560	0.33
Novo Nordisk	DK	DKK	4,215	232,501	0.32
Fresenius Medical Care	DE	EUR	3,487	228,645	0.31
UnitedHealth Group	US	USD	868	227,991	0.31
Thermo Fisher Scientific	US	USD	538	218,157	0.30
ICON	IE	USD	1,241	192,128	0.26
Zimmer Biomet Holdings	US	USD	1,685	190,773	0.26
HCA Healthcare	US	USD	1,610	170,807	0.24
AmerisourceBergen	US	USD	2,006	164,932	0.23
Abbott Laboratories	US	USD	1,455	130,481	0.18
Wuxi Biologics Cayman	CN	HKD	4,933	118,903	0.16
Stryker	US	USD	615	105,755	0.15
Olympus	JP	JPY	6,334	104,085	0.14
Boston Scientific	US	USD	3,508	103,986	0.14
Innovent Biologics	CN	HKD	15,636	99,501	0.14
Roche Holding (B)	CH	CHF	322	89,120	0.12
Genus	GB	GBP	1,628	74,267	0.10
Hansoh Pharmaceutical Group	CN	HKD	19,112	73,402	0.10
Hoya	JP	JPY	730	70,723	0.10
Bayer	DE	EUR	1,444	58,261	0.08
Santen Pharmaceutical	JP	JPY	3,798	58,117	0.08
Nippon Shinyaku	JP	JPY	781	47,908	0.07
Grifols ADR	ES	USD	3,266	46,954	0.06
McKesson	US	USD	371	46,654	0.06
PerkinElmer	US	USD	404	44,463	0.06
Sonova Holding	CH	CHF	191	38,911	0.05
Eisai	JP	JPY	574	38,342	0.05
Pfizer	US	USD	1,208	36,381	0.05
Mylan	US	USD	2,730	34,047	0.05
Arena Pharmaceuticals	US	USD	442	32,516	0.04
Ascendis Pharma ADR	DK	USD	219	30,448	0.04
Anthem	US	USD	125	29,370	0.04
CVS Health	US	USD	610	29,336	0.04
Krystal Biotech	US	USD	734	27,975	0.04
Apellis Pharmaceuticals	US	USD	1,002	27,547	0.04
Aprea Therapeutics	US	USD	1,380	26,054	0.04
WuXi AppTec	CN	HKD	1,846	25,323	0.03
Exelixis	US	USD	1,425	24,938	0.03
Top Glove	MY	MYR	12,844	22,736	0.03
Ocumension Therapeutics	CN	HKD	11,009	22,042	0.03
Korian	FR	EUR	907	21,921	0.03
MorphoSys	DE	EUR	234	20,460	0.03
Peijia Medical	CN	HKD	6,792	18,916	0.03
Centene	US	USD	366	18,516	0.03
CSL	AU	AUD	104	17,992	0.02
Evotec	DE	EUR	792	17,970	0.02
Sutro Biopharma	US	USD	1,566	17,041	0.02
Alexion Pharmaceuticals	US	USD	162	16,011	0.02
LivaNova	GB	USD	373	16,010	0.02
Craneware	GB	GBP	812	14,039	0.02
Granules India	IN	INR	2,513	11,155	0.02
Tempo Scan Pacific	ID	IDR	121,383	8,923	0.01
Chularat Hospital	TH	THB	124,717	8,641	0.01
Medical Data Vision	JP	JPY	414	8,351	0.01
Hangzhou Tigermed Consulting	CN	HKD	464	6,391	0.01
Rajthanee Hospital	TH	THB	10,417	6,160	0.01
Fisher & Paykel Healthcare (AU)	NZ	AUD	304	6,012	0.01
Medikaloka Hermina	ID	IDR	32,418	5,966	0.01
China Resources Pharmaceutical Group	CN	HKD	12,522	5,371	0.01
China National Accord Medicines (A)	CN	CNY	810	5,170	0.01
InnoCare Pharma	CN	HKD	4,567	5,020	0.01
Jiangsu Hengrui Medicine	CN	CNY	422	4,825	0.01
Shandong Weigao Group Medical Polymer (H)	CN	HKD	2,686	4,469	0.01
Bumrungrad Hospital	TH	THB	1,683	4,210	0.01
Mega Lifesciences	TH	THB	3,989	3,802	0.01
Bayer 0.375% 06/07/2024	DE	EUR	3,673	3,723	0.01
Ramsay Health Care	AU	AUD	95	3,590	0.00
Abbott Ireland Financing 0.875% 27/09/2023	IE	EUR	3,061	3,159	0.00
China National Accord Medicines (B)	CN	HKD	1,185	2,895	0.00
I-Sens	KR	KRW	115	2,380	0.00
Shanghai Pharmaceuticals Holding (H)	CN	HKD	1,736	2,313	0.00
JMDC	JP	JPY	41	1,855	0.00
Hutchison China MediTech	HK	GBP	275	1,369	0.00
Eiken Chemical	JP	JPY	72	1,191	0.00
Vieworks	KR	KRW	52	1,145	0.00
China National Accord Medicines	CN	CNY	123	785	0.00
Interojo	KR	KRW	47	724	0.00
Osprey Medical	US	AUD	4,067	49	0.00
				5,936,643	8.17

금융

	국가 코드	CCY	주식 또는 명목	시장 가격 EUR순	% 자산
Fidelity US Quality Income UCITS ETF	IE	GBP	853,001	5,224,908	7.19
AIA Group	HK	HKD	58,125	474,878	0.65
Legal & General Group	GB	GBP	167,428	344,037	0.47
JPMorgan Chase	US	USD	4,040	335,884	0.46
AXA	FR	EUR	23,218	320,412	0.44
Ping An Insurance Group (H)	CN	HKD	33,884	300,159	0.41
HDFC Bank	IN	INR	19,238	263,725	0.36
Morgan Stanley	US	USD	6,417	262,511	0.36
Bank Central Asia	ID	IDR	150,388	253,973	0.35
Allianz	DE	EUR	1,667	251,835	0.35
DNB	NO	NOK	21,674	251,081	0.35
Housing Development Finance	IN	INR	9,547	212,848	0.29
Bank OZK	US	USD	10,051	209,036	0.29
Prudential	GB	GBP	18,277	191,601	0.26
Barclays	GB	GBP	157,253	186,324	0.26
Arthur J Gallagher	US	USD	2,062	182,541	0.25
Hannover Rueck	DE	EUR	1,358	169,352	0.23
ABN AMRO Group	NL	EUR	21,894	154,265	0.21
St James's Place	GB	GBP	15,184	151,817	0.21
China Merchants Bank (H)	CN	HKD	33,289	148,911	0.20
Zurich Insurance Group	CH	CHF	495	140,965	0.19
Bank Rakyat Indonesia Persero	ID	IDR	681,399	132,264	0.18
3i Group	GB	GBP	12,230	130,686	0.18
NN Group	NL	EUR	4,247	127,166	0.18
Axis Bank	IN	INR	21,868	124,421	0.17
Tradeweb Markets	US	USD	2,621	123,211	0.17
Muenchener Rueckversicherungs-Gesellschaft	DE	EUR	591	118,627	0.16
Discover Financial Services	US	USD	2,159	117,390	0.16
Tryg	DK	DKK	4,851	115,541	0.16

현재 투자종목 명세서서 2020년 10월 31일

	국가 코드	CCY	주식 또는 명목	시장 가격 EUR순	% 자산
Hong Kong Exchanges and Clearing	HK	HKD	2,717	111,800	0.15
United Overseas Bank	SG	SGD	9,084	108,796	0.15
Absa Group	ZA	ZAR	23,598	108,432	0.15
Admiral Group	GB	GBP	3,442	105,251	0.14
First Republic Bank	US	USD	891	96,057	0.13
Assurant	US	USD	842	89,959	0.12
Virtu Financial	US	USD	4,756	86,377	0.12
Deutsche Boerse	DE	EUR	671	84,727	0.12
Berkshire Hathaway	US	USD	490	84,552	0.12
Sampo	FI	EUR	2,595	84,062	0.12
Texas Capital Bancshares	US	USD	2,042	77,327	0.11
Tokio Marine Holdings	JP	JPY	2,000	76,739	0.11
Kotak Mahindra Bank	IN	INR	4,248	76,157	0.10
HDFC Standard Life Insurance	IN	INR	10,401	70,974	0.10
SVB Financial Group	US	USD	284	69,543	0.10
DBS Group Holdings	SG	SGD	5,257	67,277	0.09
Sberbank of Russia Perpetual (Pref'd)	RU	USD	29,373	61,364	0.08
Swedbank	SE	SEK	4,300	57,919	0.08
Willis Towers Watson	GB	USD	370	57,161	0.08
Sberbank of Russia	RU	USD	25,919	56,386	0.08
China Construction Bank (H)	CN	HKD	94,783	56,099	0.08
ING Groep	NL	EUR	9,411	55,139	0.08
Ageas	BE	EUR	1,571	54,283	0.07
China Life Insurance (H)	CN	HKD	28,366	53,252	0.07
Shinhan Financial Group	KR	KRW	1,921	44,755	0.06
Oversea-Chinese Banking	SG	SGD	8,339	44,176	0.06
VZ Holding	CH	CHF	610	43,910	0.06
Guaranty Trust Bank	NG	NGN	562,748	40,634	0.06
ORIX	JP	JPY	4,042	40,600	0.06
Moneta Money Bank	CZ	CZK	20,086	39,055	0.05
Wells Fargo	US	USD	1,975	35,612	0.05
ICICI Lombard General Insurance	IN	INR	2,490	35,590	0.05
Fairfax Financial Holdings	CA	CAD	143	32,527	0.04
SCOR	FR	EUR	1,545	32,220	0.04
Travelers	US	USD	301	31,143	0.04
Industrial & Commercial Bank of China (H)	CN	HKD	63,700	31,062	0.04
Equity Group Holdings (Kenya)	KE	KES	112,795	30,166	0.04
Zenith Bank	NG	NGN	613,748	30,136	0.04
Palomar Holdings	US	USD	391	29,904	0.04
Intermediate Capital Group	GB	GBP	2,296	29,899	0.04
Van Lanschot Kempen	NL	EUR	1,701	29,255	0.04
Metropolitan Bank & Trust	PH	PHP	39,917	28,846	0.04
Public Bank	MY	MYR	8,933	27,825	0.04
Credit Agricole	FR	EUR	3,976	26,966	0.04
Euronext	NL	EUR	297	26,640	0.04
Goosehead Insurance	US	USD	230	23,582	0.03
Banca Generali	IT	EUR	963	23,493	0.03
Hamilton Lane	US	USD	391	23,214	0.03
IG Group Holdings	GB	GBP	2,685	22,720	0.03
Northern Trust	US	USD	343	22,663	0.03
Zenkoku Hosho	JP	JPY	667	22,585	0.03
Bank Mandiri Persero	ID	IDR	66,853	22,348	0.03
ASR Nederland	NL	EUR	853	22,260	0.03
Vienna Ins. Group Wiener Versicherung Gruppe	AT	EUR	1,140	19,857	0.03
KBC Ancora	BE	EUR	783	19,032	0.03
Emirates NBD	AE	AED	8,283	18,388	0.03
Sompo Holdings	JP	JPY	572	18,335	0.03
Agricultural Bank of China (H)	CN	HKD	60,110	17,435	0.02
Aflac	US	USD	583	16,830	0.02
Arch Capital Group	BM	USD	588	15,337	0.02
Intercorp Financial Services	PE	USD	816	14,602	0.02
E.Sun Financial Holding	TW	TWD	18,446	13,481	0.02
Chailease Holding	TW	TWD	3,045	12,731	0.02
Draper Esprit	GB	GBP	1,870	12,600	0.02
SBI Cards & Payment Services	IN	INR	1,348	12,489	0.02
Sparebanken Vest	NO	NOK	2,222	12,180	0.02
Commonwealth Bank of Australia	AU	AUD	280	11,667	0.02
Bangkok Bank	TH	THB	4,316	11,463	0.02
Aruhi	JP	JPY	688	10,598	0.01
Bank Tabungan Pensiunan Nasional Syariah	ID	IDR	41,592	8,917	0.01
Muangthai Capital	TH	THB	5,726	8,625	0.01
Morgan Stanley 1.00% 02/12/2022 GMTN	US	EUR	8,163	8,357	0.01
UBS 0.625% 23/01/2023 GMTN	CH	EUR	8,163	8,317	0.01
KB Financial Group	KR	KRW	262	8,030	0.01
CITIC Securities (H)	CN	HKD	4,017	7,483	0.01
BFI Finance Indonesia	ID	IDR	319,645	7,125	0.01
Kasikornbank (F)	TH	THB	3,267	6,832	0.01
China Minsheng Banking (H)	CN	HKD	14,041	6,596	0.01
Xtrackers Euro Stoxx 50 UCITS ETF	LU	EUR	146	6,506	0.01
Bank of America 1.379% VRN 07/02/2025 EMTN	US	EUR	6,122	6,371	0.01
Danske Bank 1.375% VRN 24/05/2023	DK	EUR	6,122	6,238	0.01
Huatai Securities (H)	CN	HKD	4,480	6,230	0.01
Metropolitan Life Global 0.875% 20/01/2022 EMTN	US	EUR	6,122	6,208	0.01
FCA Bank Ireland 1.25% 21/06/2022 EMTN	IT	EUR	5,918	6,039	0.01
JSE	ZA	ZAR	1,030	5,916	0.01
China Cinda Asset Management (H)	CN	HKD	36,648	5,902	0.01
Tisco Financial Group	TH	THB	2,794	5,426	0.01
Dah Sing Banking Group	HK	HKD	7,190	5,308	0.01
LPI Capital	MY	MYR	2,007	5,297	0.01
KBC Group 1.125% 25/01/2024 EMTN	BE	EUR	4,082	4,226	0.01
Minkabu The Infonoid	JP	JPY	203	4,210	0.01
BFCM 0.75% 15/06/2023 EMTN	FR	EUR	4,082	4,188	0.01
Korea Development Bank 0.625% 17/07/2023	KR	EUR	4,082	4,171	0.01
DNB Bank 4.375% 24/02/2021 EMTN	NO	EUR	4,082	4,143	0.01
Swedbank 0.25% 07/11/2022 GMTN	SE	EUR	4,082	4,120	0.01
Barclays 3.375% VRN 02/04/2025 EMTN	GB	EUR	3,788	4,118	0.01
Volkswagen Bank 0.375% 05/07/2022 EMTN	DE	EUR	4,082	4,112	0.01
Goldman Sachs Group 0.041% FRN 21/04/2023 EMTN	US	EUR	4,082	4,087	0.01
HSBC Holdings 0.422% FRN 04/12/2021 EMTN	GB	EUR	4,082	4,084	0.01
Bajaj Finance	IN	INR	100	3,848	0.01
Shriram Transport Finance	IN	INR	465	3,732	0.01
Mega Financial Holding	TW	TWD	4,427	3,667	0.01
China International Capital (H)	CN	HKD	1,802	3,616	0.00
Samsung Fire & Marine Insurance	KR	KRW	26	3,554	0.00
Shriram City Union Finance	IN	INR	359	3,318	0.00
Intercorp Financial Services (PE)	PE	USD	186	3,316	0.00
China Taiping Insurance Holdings	HK	HKD	2,071	2,684	0.00
NatWest Markets 0.233% FRN 18/06/2021 EMTN	GB	EUR	2,449	2,457	0.00
Noah Holdings ADR	CN	USD	105	2,374	0.00
Muthoot Finance	IN	INR	152	2,174	0.00
Lloyds Banking Group 0.75% 09/11/2021 EMTN	GB	EUR	2,106	2,124	0.00
Westpac Banking 0.75% 17/10/2023 EMTN	AU	EUR	2,041	2,099	0.00
BPCE 1.125% 18/01/2023 EMTN	FR	EUR	2,041	2,091	0.00
Rabobank 0.625% 27/02/2024 EMTN	NL	EUR	2,041	2,084	0.00
Volkswagen Bank 0.955% FRN 01/08/2022 EMTN	DE	EUR	2,041	2,068	0.00
FCA Bank Ireland 1.00% 21/02/2022 EMTN	IT	EUR	2,041	2,068	0.00
Repco Home Finance	IN	INR	857	1,908	0.00
Mitsubishi UFJ Financial Group 0.978% 09/06/2024	JP	EUR	1,771	1,826	0.00
Berkshire Hathaway 0.00% 12/03/2025	US	EUR	1,820	1,826	0.00
Hyundai Marine & Fire Insurance	KR	KRW	100	1,766	0.00
DB Insurance	KR	KRW	50	1,685	0.00
Volkswagen Bank 0.625% 08/09/2021 EMTN	DE	EUR	1,633	1,646	0.00
HDFC Bank ADR	IN	USD	33	1,608	0.00
Korean Reinsurance	KR	KRW	280	1,577	0.00
Metropolitan Life Global 0.375% 09/04/2024	US	EUR	1,531	1,555	0.00
LIC Housing Finance	IN	INR	474	1,552	0.00
Santander UK 0.875% 25/11/2020 EMTN	GB	EUR	1,429	1,430	0.00
Citigroup 0.339% FRN 24/05/2021 EMTN	US	EUR	1,224	1,230	0.00
Kiwoom Securities	KR	KRW	14	1,081	0.00
CIMB Group Holdings	MY	MYR	321	196	0.00
				14,246,155	19.61

부동산

Vonovia	DE	EUR	3,876	212,460	0.29
Prologis REIT	US	USD	2,010	171,145	0.24
KE Holdings ADR	CN	USD	1,351	80,857	0.11
Invitation Homes REIT	US	USD	3,176	74,030	0.10
China Overseas Land & Investment	HK	HKD	32,714	70,507	0.10
ADO Properties (A)	DE	EUR	2,331	50,300	0.07
Shimao Services Holdings	CN	HKD	25,277	46,440	0.06
Shurgard Self Storage	LU	EUR	1,194	43,686	0.06
Sun Hung Kai Properties	HK	HKD	3,245	35,701	0.05
SM Prime Holdings	PH	PHP	58,355	34,875	0.05
China Resources Land	HK	HKD	8,302	29,136	0.04
Healthcare Realty Trust REIT	US	USD	1,018	24,207	0.03
Urban & Civic	GB	GBP	10,018	22,837	0.03
Open House	JP	JPY	727	21,254	0.03
Central Pattana	TH	THB	19,105	20,170	0.03
Ascendas Real Estate Investment Trust REIT	SG	SGD	10,556	19,126	0.03
Urban Logistics REIT	GB	GBP	8,707	13,264	0.02
City Developments	SG	SGD	2,700	10,767	0.01
Cromwell European REIT	SG	EUR	23,210	10,574	0.01
Keppel Pacific Oak US REIT	SG	USD	16,402	9,869	0.01
Ascendas India Trust	SG	SGD	11,573	9,466	0.01
Land & Houses	TH	THB	51,291	9,017	0.01
Pakuwon Jati	ID	IDR	355,325	8,522	0.01
Logicor Financing 1.50% 14/11/2022 EMTN	LU	EUR	8,163	8,370	0.01
Supalai	TH	THB	19,181	8,279	0.01
Robinsons Land	PH	PHP	30,268	8,052	0.01
Keppel DC REIT	SG	SGD	4,202	7,660	0.01
Goodman Group REIT	AU	AUD	528	5,861	0.01
Link REIT	HK	HKD	877	5,745	0.01
AREIT REIT	PH	PHP	12,113	5,489	0.01
Relo Group	JP	JPY	250	5,158	0.01
China Merchants Commercial REIT	HK	HKD	17,160	4,570	0.01
Digital Euro Finco 2.625% 15/04/2024	US	EUR	4,082	4,430	0.01
Vincom Retail	VN	VND	4,465	4,182	0.01
Digital Dutch Finco 0.125% 15/10/2022	NL	EUR	4,082	4,104	0.01
Shimao Property Holdings	HK	HKD	1,347	4,093	0.01

현재 투자종목 명세서서 2020년 10월 31일

	국가 코드	CCY	주식 또는 명목	시장 가격 EUR순	% 자산
Unibail-Rodamco-Westfield 0.125% 14/05/2021 EMTN	FR	EUR	3,265	3,266	0.00
Propnex	SG	SGD	6,193	2,453	0.00
Daibiru	JP	JPY	215	2,089	0.00
Heiwa Real Estate	JP	JPY	49	1,236	0.00
Cosmos Initia	JP	JPY	81	276	0.00
				1,113,523	1.53
정부					
Germany 1.75% 04/07/2022	DE	EUR	137,548	143,451	0.20
Germany 0.00% 07/10/2022	DE	EUR	98,876	100,435	0.14
Germany 0.00% 05/04/2024	DE	EUR	73,468	75,624	0.10
Germany 0.00%08/04/2022	DE	EUR	62,652	63,359	0.09
Germany 0.00% 12/03/2021	DE	EUR	57,550	57,700	0.08
Germany 0.00% 11/06/2021	DE	EUR	49,673	49,901	0.07
Germany 2.00% 15/08/2023	DE	EUR	16,245	17,548	0.02
				508,018	0.70
폐쇄형 펀드					
Oakley Capital Investments Fund	BM	GBP	14,385	40,708	0.06
Gemfields Group	GB	ZAR	95,862	6,334	0.01
				47,042	0.06
개방형 펀드					
Fidelity ILF - The US Dollar Fund - A-ACC-USD	IE	USD	27	428,717	0.59
Fidelity ILF - The Euro Fund - A-ACC-EUR	IE	EUR	15	203,491	0.28
				632,208	0.87
주식 연계 채권					
HSBC (Hangzhou Hikvision Digital (A)) ELN 08/2021	CN	USD	2,197	12,671	0.02
HSBC (Kweichow Moutai (A)) ELN 12/04/2024	CN	USD	48	10,314	0.01
BNP (Shenzhen YUTO Pkg Tech (A)) ELN 30/07/2021	CN	USD	2,671	10,147	0.01
UBS (Focus Media Info. Tech (A)) ELN 10/03/2021	CN	USD	6,118	7,338	0.01
HSBC (Focus Media Info. Tech (A)) ELN 10/03/2021	CN	USD	2,758	3,308	0.00
HSBC (China Nat'l. Accord Med (A)) ELN 15/10/2021	CN	USD	491	3,135	0.00
HSBC (Weichai Power (A)) ELN 07/05/2021	CN	USD	1,496	2,904	0.00
HSBC (China (S) Publish & Med (A)) ELN 23/11/2022	CN	USD	1,369	1,843	0.00
HSBC (Wuhu Sanqi IA Ent (A)) ELN 16/09/2021	CN	USD	71	268	0.00
				51,928	0.07
커뮤니케이션 서비스					
T-Mobile US	US	USD	4,428	412,833	0.57
Netflix	US	USD	242	98,774	0.14
Elisa	FI	EUR	2,277	96,174	0.13
China Mobile	HK	HKD	17,526	92,014	0.13
Bharti Airtel	IN	INR	16,810	84,344	0.12
Infrastrutture Wireless Italiane	IT	EUR	9,070	84,168	0.12
Deutsche Telekom	DE	EUR	4,111	53,729	0.07
Swisscom	CH	CHF	110	48,230	0.07
Telkom	ZA	ZAR	32,808	44,428	0.06
Tele2	SE	SEK	4,081	41,595	0.06
Liberty Global	GB	USD	2,458	38,913	0.05
Verizon Communications	US	USD	773	37,737	0.05
Telekomunikasi Indonesia Persero	ID	IDR	165,129	25,082	0.03
Safaricom	KE	KES	96,446	23,473	0.03
Sea ADR	SG	USD	150	20,363	0.03
Singapore Telecommunications	SG	SGD	15,173	19,371	0.03
Advanced Info Service	TH	THB	4,034	19,153	0.03
NOS SGPS	PT	EUR	5,779	17,036	0.02
Pebble Group	GB	GBP	14,642	11,559	0.02
HKBN	HK	HKD	7,596	11,280	0.02
Converge ICT Solutions	PH	PHP	41,720	10,935	0.02
Sarana Menara Nusantara	ID	IDR	153,108	8,802	0.01
AT&T 1.30% 05/09/2023	US	EUR	8,163	8,463	0.01
SoftBank Group	JP	JPY	151	8,447	0.01
Bilibili ADR	CN	USD	210	8,101	0.01
LG Uplus	KR	KRW	783	6,578	0.01
Globe Telecom	PH	PHP	181	6,529	0.01
TIME dotCom	MY	MYR	2,371	6,307	0.01
XL Axiata	ID	IDR	51,483	6,039	0.01
China Unicom	HK	HKD	7,943	4,195	0.01
Orange 0.50% 15/01/2022 EMTN	FR	EUR	4,082	4,119	0.01
Daiichikosho	JP	JPY	140	4,114	0.01
Telstra	AU	AUD	2,201	3,555	0.00
Cathay Media And Education Group	CN	HKD	2,230	1,004	0.00
Dialog Axiata	LK	LKR	19,106	961	0.00
Shemaroo Entertainment	IN	INR	839	533	0.00
				1,368,938	1.88

증권 자격 취득 또는 기타 통제 된 시장 에서 죽음을 맞게

	국가 코드	CCY	주식 또는 명목	시장 가격 EUR순	% 자산
에너지					
Petroleo Brasileiro	BR	BRL	25,439	72,412	0.10
Petroleo Brasileiro (Pref'd)	BR	BRL	12,346	35,124	0.05
Cheniere Energy	US	USD	524	21,332	0.03
Lukoil ADR	RU	USD	325	14,227	0.02
Gazprom ADR	RU	USD	3,469	11,405	0.02
				154,500	0.21
유틸리티					
Endesa	ES	EUR	7,362	169,410	0.23
Iberdrola	ES	EUR	9,764	98,861	0.14
Enagas	ES	EUR	2,264	41,948	0.06
Red Electrica	ES	EUR	1,816	27,465	0.04
				337,684	0.46
소재					
Grupo Mexico	MX	MXN	41,284	100,596	0.14
Magnitogorsk Iron & Steel Works GDR	RU	USD	8,812	46,439	0.06
PhosAgro GDR	RU	USD	4,477	44,271	0.06
Vidrala	ES	EUR	384	31,483	0.04
Novolipetsk Steel GDR	RU	USD	1,351	26,948	0.04
Bradespar (Pref'd)	BR	BRL	3,506	24,549	0.03
Vidrala (BR) RTS 05/11/2020	ES	EUR	394	1,612	0.00
				275,898	0.38
산업재					
Ferrovial	ES	EUR	9,708	180,327	0.25
Cia de Locacao das Americas	BR	BRL	16,561	63,201	0.09
Ryanair Holdings	IE	EUR	3,785	44,757	0.06
Rumo	BR	BRL	15,030	40,803	0.06
Grupo Aeroportuario del Pacifico	MX	MXN	4,513	31,889	0.04
Irish Continental Group	IE	EUR	9,161	28,765	0.04
Applus Services	ES	EUR	3,534	23,768	0.03
Alfa	MX	MXN	30,189	17,104	0.02
Localiza Rent a Car	BR	BRL	1,315	12,071	0.02
Tegma Gestao Logistica	BR	BRL	3,785	11,953	0.02
Promotora y Operadora de Infraestructura	MX	MXN	1,583	8,961	0.01
Grupo Aeroportuario del Sureste (B)	MX	MXN	832	8,155	0.01
Vietnam Engine & Argicultural Machinery	VN	VND	5,201	8,126	0.01
Aleatica	MX	MXN	8,126	6,852	0.01
Viettel Post Joint Stock	VN	VND	1,616	6,461	0.01
Hokkaido Chuo Bus	JP	JPY	2	69	0.00
				493,262	0.68
정보 기술					
Mail.Ru Group GDR	RU	USD	2,412	54,348	0.07
Amadeus IT Group	ES	EUR	447	18,312	0.03
Taiwan Union Technology	TW	TWD	2,716	7,773	0.01
				80,433	0.11
소비재					
Industria de Diseno Textil	ES	EUR	9,711	205,769	0.28
Lojas Americanas (Pref'd)	BR	BRL	12,003	42,198	0.06
Petrobras Distribuidora	BR	BRL	12,564	36,103	0.05
B2W Companhia Global	BR	BRL	2,460	28,203	0.04
Grupo SBF	BR	BRL	7,307	25,424	0.03
Glenveagh Properties	IE	EUR	26,210	19,264	0.03
Pet Center Comercio e Participacoes	BR	BRL	6,607	17,700	0.02
Dalata Hotel Group	IE	EUR	7,313	17,696	0.02
Lojas Renner	BR	BRL	2,920	16,545	0.02
Applegreen	IE	EUR	5,655	16,059	0.02
Vivara Participacoes	BR	BRL	4,349	14,372	0.02
				439,333	0.60
소비재					
JBS	BR	BRL	15,409	44,669	0.06
X5 Retail Group GDR	RU	USD	1,263	38,090	0.05
Cia Brasileira de Distribuicao	BR	BRL	2,629	24,451	0.03
Quang Ngai Sugar	VN	VND	8,164	9,613	0.01
				116,823	0.16
건강					
Notre Dame Intermedica Participacoes	BR	BRL	5,569	55,328	0.08
Hapvida Participacoes e Investimentos	BR	BRL	5,139	50,187	0.07
Grifols	ES	EUR	766	17,775	0.02
Danaher 1.70% 30/03/2024	US	EUR	8,163	8,653	0.01
Korian RTS 26/10/2020	FR	EUR	907	2,257	0.00
				134,200	0.18
금융					
Grupo Financiero Banorte	MX	MXN	34,545	130,349	0.18
TCS Group Holding GDR	CY	USD	5,299	108,696	0.15
B3 SA - Brasil Bolsa Balcao	BR	BRL	10,702	82,217	0.11
Kaspi KZ	KZ	USD	1,812	66,801	0.09

현재 투자종목 명세서서 2020년 10월 31일

	국가 코드	CCY	주식 또는 명목	시장 가격 EUR순	% 자산
Emirates Wts 03/01/2022	AE	USD	22,340	49,593	0.07
Bolsa Mexicana de Valores	MX	MXN	21,317	36,612	0.05
Nova Ljubljanska Banka GDR	SI	EUR	4,265	27,896	0.04
Goldman Sachs Group 2.00% 27/07/2023 EMTN	US	EUR	2,041	2,155	0.00
				504,319	0.69
부동산					
Fibra Uno Administracion REIT	MX	MXN	56,348	36,544	0.05
Blackstone Property Partners 1.40% 06/07/2022 EMTN	LU	EUR	4,082	4,148	0.01
				40,692	0.06
정부					
US Treasury 0.00% 27/11/2020	US	USD	508,781	436,681	0.60
US Treasury 0.00% 12/11/2020	US	USD	508,386	436,357	0.60
US Treasury 0.00% 03/12/2020	US	USD	508,182	436,158	0.60
US Treasury 0.00% 05/11/2020	US	USD	508,110	436,125	0.60
US Treasury 0.00% 19/11/2020	US	USD	508,110	436,111	0.60
US Treasury 0.00% 10/12/2020	US	USD	508,057	436,045	0.60
				2,617,477	3.60
주식 연계 채권					
HSBC (Bupa Arabia For Coop. (A)) ELN 30/09/2021	SA	USD	3,198	83,877	0.12
CITI (Vincom Retail (A)) ELN 19/02/2020	VN	USD	28,779	26,873	0.04
HSBC (Titan Wind Energy Suzhou (A)) ELN 20/07/2021	CN	USD	28,051	25,813	0.04
BNP (Zhejiang Supor Cookware (A)) ELN 24/02/2023	CN	USD	2,785	25,232	0.03
HSBC (Skshu Paint (A)) ELN 21/07/2021	CN	USD	403	7,660	0.01
UBS (Oppein Home Group (A)) ELN 15/06/2021	CN	USD	483	7,624	0.01
CITI (Foshan Haitian Flavouring (A)) ELN 19/02/2021	CN	USD	319	6,544	0.01
UBS (Anhui Heli (A)) ELN 21/01/2022	CN	USD	3,466	6,270	0.01
BNP (Focus Media Info (A)) ELN 10/07/2023	CN	USD	2,532	3,037	0.00
HSBC (Beijing Roborock Tech. (A)) ELN 21/09/2021	CN	USD	17	1,777	0.00
UBS (Midea Group (A)) ELN 16/11/2020	CN	USD	116	1,157	0.00
HSBC (Midea Group (A)) ELN 23/11/2020	CN	USD	48	483	0.00
HSBC (FPT (A)) ELN 23/11/2021	GB	USD	153	290	0.00
UBS (Midea Group (A)) ELN 21/07/2022	CN	USD	9	91	0.00
				196,728	0.27
커뮤니케이션 서비스					
Euskaltel	ES	EUR	3,162	25,830	0.04
				25,830	0.04
목록에 없음					
에너지					
Kalahari Energy*	BW	USD	1,633	0	0.00
				0	0.00
소재					
Farmers Bus Perpetual (Pref'd)*	US	USD	1,326	37,626	0.05
FARMERS BU SR F 0% (Pref'd) (Perpetual)*	US	USD	895	25,395	0.03
China Metal Recycling Holdings*	HK	HKD	31	0	0.00
				63,021	0.09
산업재					
Tradeshift Holdings*	US	USD	2,458	12,657	0.02
				12,657	0.02
정보 기술					
Innoviz Technology Service*	IL	USD	4,732	34,137	0.05
Sensetime Group*	CN	USD	46,727	14,182	0.02
Bytedance*	CN	USD	263	14,174	0.02
DBA Telecommunication Asia Holdings*	HK	HKD	122	0	0.00
				62,493	0.09
소비재					
Tiger Wheels*	ZA	ZAR	7,435	0	0.00
				0	0.00
건강					
Grail*	US	USD	241	2,465	0.00
JHL Biotech*	KY	TWD	384	541	0.00
Chime Biologics*	VG	USD	384	125	0.00
China Animal Healthcare*	BM	HKD	1,868	0	0.00
				3,131	0.00
금융					
Transferwise*	GB	USD	362	38,874	0.05
Transferwise (Pref'd)*	GB	USD	247	26,510	0.04
				65,384	0.09
단주				18	0.00
총 투자 (비용 EUR 61,194,566)				65,178,571	89.70

	CCY	기본 노출	미실현 이익 / (손실) EUR순	% 자산
차액 거래 계약				
베트남 Tech. & Commercial Joint Stock Bank (MS)	USD	26,099	(1,446)	(0.00)
			(1,446)	(0.00)

	기본 노출 EUR	미실현 이익 / (손실) EUR순	% 자산
선물환 계약			
구입 SEK 판매 EUR 에 10.41988 16/11/2020	188,215	1,128	0.00
구입 CHF 판매 EUR 에 1.07699 16/11/2020	88,004	792	0.00
구입 USD 판매 EUR 에 1.18162 16/11/2020	2,395	33	0.00
구입 USD 판매 EUR 에 1.18249 16/11/2020	1,818	27	0.00
구입 USD 판매 EUR 에 1.17954 16/11/2020	652	8	0.00
구입 USD 판매 EUR 에 1.17357 16/11/2020	736	5	0.00
구입 USD 판매 EUR 에 1.17260 16/11/2020	725	4	0.00
구입 USD 판매 PHP 에 0.02063 16/11/2020	4,145	(1)	(0.00)
구입 USD 판매 PHP 에 0.02058 16/11/2020	279	(1)	(0.00)
구입 USD 판매 PHP 에 0.02055 16/11/2020	237	(1)	(0.00)
구입 USD 판매 PHP 에 0.02052 16/11/2020	174	(1)	(0.00)
구입 EUR 판매 USD 에 0.85062 16/11/2020	85	(1)	(0.00)
구입 EUR 판매 USD 에 0.85601 16/11/2020	687	(2)	(0.00)
구입 EUR 판매 USD 에 0.85197 16/11/2020	632	(5)	(0.00)
구입 EUR 판매 USD 에 0.85007 16/11/2020	962	(9)	(0.00)
구입 EUR 판매 USD 에 0.84759 16/11/2020	1,079	(13)	(0.00)
구입 EUR 판매 USD 에 0.84583 16/11/2020	6,662	(95)	(0.00)
구입 NOK 판매 EUR 에 10.85198 16/11/2020	66,495	(1,566)	(0.00)
구입 EUR 판매 GBP 에 1.09720 16/11/2020	162,147	(2,115)	(0.00)
		(1,813)	(0.00)
A-ACC 주식 (GBP) (GBP / EUR 헤지)			
구입 GBP 판매 EUR 에 0.90629 24/11/2020	40,605	300	0.00
구입 EUR 판매 GBP 에 1.10753 24/11/2020	2,112	(8)	(0.00)
		292	0.00
A-ACC 주식 (USD) (USD / EUR 헤지)			
구입 USD 판매 EUR 에 1.17137 24/11/2020	49,429	245	0.00
구입 EUR 판매 USD 에 0.85286 24/11/2020	2,488	(15)	(0.00)
		230	0.00

	CCY	기본 노출	미실현 이익 / (손실) EUR순	% 자산
선물				
S&P 500 Emini Index Future 18/12/2020	USD	1,708,773	(34,433)	(0.05)
S&P TSX 60 Index Future 17/12/2020	CAD	2,092,186	(67,811)	(0.09)
E-Mini Russ 1000 Index Future 18/12/2020	USD	4,057,537	(116,287)	(0.16)
MSCI Europe Index Future 18/12/2020	EUR	3,161,288	(228,943)	(0.32)
			(447,474)	(0.62)

	CCY	Contracts	시장 가격 EUR순	% 자산
옵션				
구입 풋 HSI 지수 22000 29/06/2021	HKD	1	449	0.00
구입 풋 HSI 지수 21600 29/06/2021	HKD	1	211	0.00
구입 풋 한국 Kospi 200 지수 285 10/06/2021	KRW	13,985	156	0.00
구입 풋 HSCEI 지수 8300 29/09/2021	HKD	1	120	0.00
구입 풋 한국 KOSPI 200 지수 280 10/06/2021	KRW	6,871	68	0.00
			1,004	0.00
기타 자산 및 부채			7,929,466	10.91

Fidelity Target™ 2045 (Euro) Fund [4] - 계속

현재 투자종목 명세서서 2020년 10월 31일

	시장 가격 EUR순자산	%
순자산	72,658,830	100.00

지역별 배분

국가	국가 코드	% 순자산
미국	US	28.39
아일랜드	IE	8.78
중국	CN	7.14
영국	GB	6.69
일본	JP	5.07
독일	DE	4.48
프랑스	FR	3.39
네덜란드	NL	3.37
인도	IN	2.50
홍콩	HK	2.09
스위스	CH	1.83
스웨덴	SE	1.50
남아프리카 공화국	ZA	1.27
브라질	BR	1.25
한국	KR	1.25
스페인	ES	1.22
대만	TW	0.92
인도네시아	ID	0.82
러시아	RU	0.80
태국	TH	0.68
노르웨이	NO	0.66
멕시코	MX	0.57
덴마크	DK	0.57
싱가포르	SG	0.54
핀란드	FI	0.47
이탈리아	IT	0.43
호주	AU	0.39
룩셈부르크	LU	0.34
필리핀	PH	0.27
말레이시아	MY	0.19
베트남	VN	0.18
모나코	MC	0.16
키프로스	CY	0.15
벨기에	BE	0.14
Saudi Arabia	SA	0.12
캐나다	CA	0.10
그리스	GR	0.10
나이지리아	NG	0.10
아르헨티나	AR	0.10
아랍 에미리트	AE	0.09
카자흐스탄	KZ	0.09
이스라엘	IL	0.09
오스트리아	AT	0.08
버뮤다	BM	0.08
케냐	KE	0.07
포르투갈	PT	0.06
체코	CZ	0.05
슬로베니아	SI	0.04
페루	PE	0.02
터키	TR	0.02
뉴질랜드	NZ	0.01
스리랑카	LK	0.01
케이맨 제도	KY	0.00
버진 아일랜드 (영국령)	VG	0.00
보츠와나	BW	0.00
현금 및 기타 순자산		10.29

Fidelity Target™ 2050 (Euro) Fund [4]

현재 투자종목 명세서서 2020년 10월 31일

	국가 코드	CCY	주식 또는 명목	시장 가격 EUR순	% 자산
공인된 주식 또는 공식 증권거래소에서 거래됨					
에너지					
Reliance Industries	IN	INR	8,754	208,030	0.37
Equinor	NO	NOK	14,813	161,667	0.29
Total	FR	EUR	5,440	140,457	0.25
Royal Dutch Shell (B)	NL	GBP	12,311	127,170	0.22
PTT	TH	THB	103,109	87,830	0.16
Lukoil	RU	USD	1,715	75,082	0.13
Marathon Petroleum	US	USD	2,741	67,226	0.12
John Wood Group	GB	GBP	25,968	61,243	0.11
SBM Offshore	NL	EUR	3,229	44,688	0.08
Chevron	US	USD	668	39,291	0.07
Tatneft (Pref'd)	RU	USD	6,886	29,523	0.05
CNOOC	CN	HKD	32,533	25,466	0.05
Cairn Energy	GB	GBP	15,999	24,728	0.04
Lundin Energy	SE	SEK	1,322	21,678	0.04
Royal Dutch Shell (A) (NL)	NL	EUR	1,827	19,885	0.04
Galp Energia SGPS	PT	EUR	2,787	19,377	0.03
Gazprom	RU	USD	10,110	16,883	0.03
Diversified Gas & Oil	US	GBP	13,223	16,438	0.03
China Petroleum & Chemical (H)	CN	HKD	47,894	16,028	0.03
Jadestone Energy	SG	GBP	21,664	11,081	0.02
China Shenhua Energy (H)	CN	HKD	7,365	10,951	0.02
Reliance Industries	IN	INR	477	6,528	0.01
PetroChina (H)	CN	HKD	22,084	5,314	0.01
Reabold Resources	GB	GBP	738,417	4,803	0.01
Kosmos Energy	US	GBP	4,760	4,354	0.01
CGG	FR	EUR	6,407	3,073	0.01
Longboat Energy	GB	GBP	2,955	2,891	0.01
Sinopec Kantons Holdings	HK	HKD	8,006	2,486	0.00
Senex Energy	AU	AUD	8,336	1,484	0.00
Star Petroleum Refining	TH	THB	8,267	1,203	0.00
China Oilfield Services (H)	CN	HKD	2,243	1,161	0.00
Cooper Energy	AU	AUD	4,960	942	0.00
				1,258,961	2.23
유틸리티					
NextEra Energy	US	USD	3,914	247,927	0.44
National Grid	GB	GBP	22,227	227,125	0.40
Enel	IT	EUR	18,869	128,949	0.23
Engie	FR	EUR	9,772	101,487	0.18
Fortum	FI	EUR	3,735	60,320	0.11
American Water Works	US	USD	428	55,562	0.10
CMS Energy	US	USD	910	49,733	0.09
RWE	DE	EUR	972	30,909	0.05
United Utilities Group	GB	GBP	3,158	30,322	0.05
Exelon	US	USD	744	25,434	0.04
Italgas	IT	EUR	4,390	21,785	0.04
Inter RAO UES P	RU	USD	256,357	14,104	0.02
Power Grid Corporation of (India)	IN	INR	6,306	12,474	0.02
Tenaga Nasional	MY	MYR	5,528	10,891	0.02
Rubis	FR	EUR	370	10,433	0.02
Mega First	MY	MYR	6,452	9,275	0.02
First Gen	PH	PHP	17,619	8,905	0.02
Cikarang Listrindo	ID	IDR	209,325	7,331	0.01
Guangdong Investment	HK	HKD	4,065	5,174	0.01
China Resources Power Holdings	HK	HKD	5,547	4,955	0.01
West Holdings	JP	JPY	126	3,710	0.01
Innogy Finance 0.75% 30/11/2022 EMTN	NL	EUR	3,176	3,235	0.01
Enel Finance International 0.00% 17/06/2024 EMTN	NL	EUR	3,176	3,189	0.01
PTC India	IN	INR	5,494	2,986	0.01
Huadian Power International (H)	CN	HKD	13,849	2,948	0.01
China Resources Gas Group	HK	HKD	710	2,644	0.00
CK Infrastructure Holdings	HK	HKD	569	2,303	0.00
Tianjin Development Holdings	HK	HKD	3,505	536	0.00
				1,084,646	1.92
소재					
Air Products and Chemicals	US	USD	971	229,635	0.41
Arcelormittal	LU	EUR	12,104	141,039	0.25
BHP Group (UK)	AU	GBP	8,094	134,120	0.24
Vale ADR	BR	USD	11,761	107,512	0.19
FMC	US	USD	1,131	99,556	0.18
Air Liquide	FR	EUR	775	97,294	0.17
Sibanye Stillwater	ZA	ZAR	36,068	89,469	0.16
Endeavour Mining	MC	CAD	4,301	89,011	0.16
DuPont de Nemours	US	USD	1,307	63,538	0.11
Impala Platinum Holdings	ZA	ZAR	8,390	63,314	0.11
Celanese	US	USD	608	58,667	0.10
Harmony Gold Mining	ZA	ZAR	13,026	54,910	0.10
LafargeHolcim	CH	CHF	1,338	49,319	0.09
DRDGOLD	ZA	ZAR	51,919	48,656	0.09
Anglo American	GB	GBP	2,189	44,093	0.08
Victrex	GB	GBP	2,008	41,198	0.07
Asian Paints	IN	INR	1,384	35,409	0.06
Shin-Etsu Chemical	JP	JPY	303	34,794	0.06
Skshu Paint (A)	CN	CNY	1,777	33,788	0.06
Kenmare Resources	IE	GBP	8,987	28,979	0.05
Lundin Gold	CA	CAD	4,017	28,484	0.05
UltraTech Cement	IN	INR	507	26,792	0.05
SIG Combibloc Group	CH	CHF	1,477	26,085	0.05
African Rainbow Minerals	ZA	ZAR	1,943	23,368	0.04
Synthomer	GB	GBP	5,533	23,205	0.04
Fuchs Petrolub (Pref'd)	DE	EUR	511	22,596	0.04
Essentra	GB	GBP	7,391	20,267	0.04
Kansai Paint	JP	JPY	842	18,640	0.03
Sumitomo Metal Mining	JP	JPY	646	17,231	0.03
Siam Cement	TH	THB	1,848	17,154	0.03
Huhtamaki	FI	EUR	407	17,070	0.03
Wienerberger	AT	EUR	775	16,777	0.03
Verallia	FR	EUR	630	15,047	0.03
Rhi Magnesita	AT	GBP	525	14,940	0.03
Glencore	CH	GBP	7,875	13,652	0.02
Boliden (B)	SE	SEK	538	12,633	0.02
NOF	JP	JPY	329	10,632	0.02
Baoshan Iron & Steel (A)	CN	CNY	15,074	10,326	0.02
Anhui Conch Cement (A)	CN	CNY	1,469	9,596	0.02
Air Water	JP	JPY	724	8,888	0.02
Korea Zinc	KR	KRW	29	8,491	0.02
Nabaltec	DE	EUR	414	8,247	0.01
Sumitomo Bakelite	JP	JPY	338	8,204	0.01
BHP Group	AU	AUD	394	8,061	0.01
ATA IMS	MY	MYR	17,926	7,735	0.01
Nickel Mines	AU	AUD	13,484	7,278	0.01
Scientex	MY	MYR	2,242	5,506	0.01
Fuso Chemical	JP	JPY	176	5,169	0.01
Evolution Mining	AU	AUD	1,511	5,077	0.01
West China Cement	CN	HKD	38,017	4,849	0.01
Fufeng Group	CN	HKD	17,167	4,666	0.01
Merdeka Copper Gold	ID	IDR	41,586	4,452	0.01
Indocement Tunggal Prakarsa (A)	ID	IDR	6,219	4,405	0.01
Jiangxi Copper (H)	CN	HKD	3,833	3,926	0.01
Severstal	RU	USD	316	3,709	0.01
Skshu Paint (A)	CN	CNY	164	3,123	0.01
POSCO	KR	KRW	18	2,885	0.01
TOA Paint Thailand	TH	THB	3,213	2,848	0.01
Beijing Oriental Yuhong Waterproof Technology (A)	CN	CNY	525	2,501	0.00
Ivanhoe Mines	CA	CAD	755	2,481	0.00
Aluminum Corp of China	CN	HKD	13,093	2,453	0.00
Angang Steel (H)	CN	HKD	9,090	2,290	0.00
Fujimi	JP	JPY	72	2,197	0.00
Lotte Chemical Titan Holding	MY	MYR	4,886	2,100	0.00
Sahamitr Pressure Container	TH	THB	6,582	2,043	0.00
Gold Road Resources	AU	AUD	2,465	1,977	0.00
Shenzhen YUTO Packaging Technology	CN	CNY	459	1,744	0.00
PPC	ZA	ZAR	60,560	1,697	0.00
Westgold Resources	AU	AUD	1,076	1,679	0.00
Saracen Mineral Holdings	AU	AUD	450	1,532	0.00
Greatview Aseptic Packaging	CN	HKD	3,857	1,418	0.00
Wonik Materials	KR	KRW	54	1,074	0.00
St Barbara	AU	AUD	565	911	0.00
Blackstone Minerals	AU	AUD	4,221	879	0.00
Hansol Chemical	KR	KRW	7	793	0.00
Shenzhen YUTO Packaging Technology	CN	CNY	180	685	0.00
Baoshan Iron & Steel (A)	CN	CNY	962	659	0.00
Bardoc Gold	AU	AUD	12,978	566	0.00
Musgrave Minerals	AU	AUD	1,139	337	0.00
				2,028,331	3.59
산업재					
Wolters Kluwer	NL	EUR	4,089	284,540	0.50
Siemens	DE	EUR	2,709	272,842	0.48
Norfolk Southern	US	USD	1,143	202,582	0.36
SKF	SE	SEK	11,401	200,577	0.35
Allison Transmission Holdings	US	USD	5,784	176,181	0.31
Johnson Controls International	US	USD	3,659	131,326	0.23
Epiroc	SE	SEK	10,262	126,435	0.22
TransUnion	US	USD	1,833	124,535	0.22
RELX	GB	EUR	7,103	120,787	0.21
DCC	IE	GBP	1,981	110,660	0.20
Daikin Industries	JP	JPY	659	105,892	0.19
MISUMI Group	JP	JPY	4,073	103,885	0.18
XPO Logistics	US	USD	1,187	91,007	0.16
FANUC	JP	JPY	464	84,361	0.15
Meggitt	GB	GBP	26,194	79,602	0.14

* 이사회 결정으로 가격이 책정된 유가증권.

전체 주식 목록은 6페이지에 나와 있습니다.

별첨 재무제표에 대한 주석은 본 재무제표의 중요한 일부입니다. 투자종목 명세서 및 지역별 배분의 순자산 비율은 반올림되었습니다.

현재 투자종목 명세서서 2020년 10월 31일

	국가 코드	CCY	주식 또는 명목	시장 가격 EUR순	% 자산
Nidec	JP	JPY	905	78,376	0.14
Kansas City Southern	US	USD	494	74,329	0.13
Wizz Air Holdings	CH	GBP	2,034	72,231	0.13
Harmonic Drive Systems	JP	JPY	1,247	70,912	0.13
Oshkosh	US	USD	1,206	69,970	0.12
Recruit Holdings	JP	JPY	2,084	68,138	0.12
Daifuku	JP	JPY	719	63,692	0.11
Techtronic Industries	HK	HKD	5,347	61,728	0.11
JB Hunt Transport Services	US	USD	585	60,772	0.11
Makita	JP	JPY	1,600	60,732	0.11
United Rentals	US	USD	394	59,759	0.11
Aalberts	NL	EUR	2,069	59,678	0.11
WW Grainger	US	USD	189	56,496	0.10
ITOCHU	JP	JPY	2,662	54,902	0.10
Casella Waste Systems	US	USD	1,113	52,694	0.09
Sandvik	SE	SEK	3,310	50,660	0.09
SMC	JP	JPY	108	49,161	0.09
FTI Consulting	US	USD	558	47,513	0.08
Vinci	FR	EUR	694	47,071	0.08
Fortive	US	USD	849	44,845	0.08
Flughafen Zuerich	CH	CHF	303	35,034	0.06
Greentown Service Group	CN	HKD	35,481	33,424	0.06
Safran	FR	EUR	334	30,276	0.05
ManpowerGroup	US	USD	516	29,845	0.05
Balfour Beatty	GB	GBP	12,204	28,986	0.05
THK	JP	JPY	1,228	27,951	0.05
Airports of Thailand	TH	THB	18,665	26,503	0.05
DKSH Holding	CH	CHF	444	24,552	0.04
L3Harris Technologies	US	USD	179	24,352	0.04
Assa Abloy	SE	SEK	1,299	23,955	0.04
Alpha Financial Markets Consulting	GB	GBP	9,882	23,625	0.04
Morgan Advanced Materials	GB	GBP	8,190	22,766	0.04
UT Group	JP	JPY	811	21,705	0.04
Controladora Vuela Cia de Aviacion ADR	MX	USD	3,134	21,167	0.04
Inwido	SE	SEK	2,286	20,822	0.04
Varta	DE	EUR	192	20,631	0.04
Inspired Energy	GB	GBP	133,572	18,937	0.03
Yaskawa Electric	JP	JPY	545	18,180	0.03
Air Lease	US	USD	724	16,931	0.03
RELX	GB	GBP	926	15,722	0.03
Hitachi Construction Machinery	JP	JPY	734	15,536	0.03
SHO-BOND Holdings	JP	JPY	347	14,398	0.03
Zhuzhou CRRC Times Electric (H)	CN	HKD	5,263	13,905	0.02
Penta-Ocean Construction	JP	JPY	2,466	13,433	0.02
SITC International Holdings	HK	HKD	9,470	12,552	0.02
LISI	FR	EUR	841	11,672	0.02
Clarkson	GB	GBP	514	11,482	0.02
Singapore Technologies Engineering	SG	SGD	5,024	11,026	0.02
Simplybiz Group	GB	GBP	7,089	10,877	0.02
Siemens Energy	DE	EUR	575	10,817	0.02
HeadHunter Group ADR	RU	USD	543	10,746	0.02
Sany Heavy Industry (A)	CN	CNY	3,223	10,740	0.02
Arwana Citramulia	ID	IDR	330,853	9,624	0.02
Kerry Logistics Network	HK	HKD	5,309	9,515	0.02
Trusco Nakayama	JP	JPY	416	9,212	0.02
International Container Terminal Services	PH	PHP	4,450	9,075	0.02
Makuake	JP	JPY	93	8,974	0.02
Grupo Aeroportuario del Sureste ADR (B)	MX	USD	91	8,875	0.02
COMSYS Holdings	JP	JPY	396	8,650	0.02
ZTO Express Cayman ADR	CN	USD	327	8,193	0.01
CKD	JP	JPY	552	7,880	0.01
Raksul	JP	JPY	167	7,007	0.01
LT Group	PH	PHP	32,725	6,697	0.01
Titan Wind Energy Suzhou	CN	CNY	7,207	6,636	0.01
Honeywell International 0.00% 10/03/2024	US	EUR	6,351	6,380	0.01
Caverion	FI	EUR	1,064	5,991	0.01
Miura	JP	JPY	147	5,932	0.01
Weichai Power (A)	CN	CNY	2,963	5,752	0.01
Cebu Air	PH	PHP	8,073	5,555	0.01
Ayala	PH	PHP	401	5,431	0.01
Sinotruk (Hong Kong)	CN	HKD	2,448	5,371	0.01
GT Capital Holdings	PH	PHP	664	5,063	0.01
Beijing Capital International Airport (H)	CN	HKD	9,653	5,062	0.01
Hitachi Transport System	JP	JPY	181	4,930	0.01
Senior	GB	GBP	7,989	4,868	0.01
Sinotrans (H)	CN	HKD	18,911	4,807	0.01
Daqin Railway (A)	CN	CNY	5,678	4,667	0.01
Fuji Electric	JP	JPY	176	4,585	0.01
Kubota	JP	JPY	289	4,309	0.01
Kung Long Batteries Industrial	TW	TWD	1,034	4,255	0.01
Pacific Basin Shipping	HK	HKD	33,597	4,210	0.01
Country Garden Services Holdings	CN	HKD	778	4,205	0.01
MonotaRO	JP	JPY	86	4,109	0.01
Titan Wind Energy Suzhou	CN	CNY	4,244	3,905	0.01
Weichai Power (H)	CN	HKD	2,231	3,631	0.01
Nihon Flush	JP	JPY	322	3,562	0.01
Guangshen Railway (H)	CN	HKD	23,358	3,340	0.01
Siemens Financier 0.125% 05/06/2022 EMTN	NL	EUR	3,176	3,196	0.01
Nomura	JP	JPY	563	3,123	0.01
Service Stream	AU	AUD	2,479	3,001	0.01
Ushio	JP	JPY	294	2,817	0.00
Rozetta	JP	JPY	170	2,786	0.00
Air China (H)	CN	HKD	4,802	2,665	0.00
SBS Transit	SG	SGD	1,442	2,585	0.00
Nippo	JP	JPY	116	2,558	0.00
Sime Darby	MY	MYR	5,120	2,549	0.00
Shanghai M&G Stationery	CN	CNY	244	2,515	0.00
Hyundai Mipo Dockyard	KR	KRW	118	2,510	0.00
China Southern Airlines (H)	CN	HKD	5,572	2,504	0.00
CIMC Enric Holdings	HK	HKD	6,073	2,454	0.00
Sinopec Engineering Group (H)	CN	HKD	7,124	2,377	0.00
Dynasty Ceramic	TH	THB	36,785	2,330	0.00
Sino-Thai Engineering & Construction	TH	THB	8,195	2,273	0.00
Surya Pertiwi	ID	IDR	93,637	2,192	0.00
Kito	JP	JPY	201	2,124	0.00
Sany Heavy Industry (A)	CN	CNY	623	2,076	0.00
Muhibbah Engineering	MY	MYR	12,260	1,849	0.00
Taikisha	JP	JPY	82	1,830	0.00
Raito Kogyo	JP	JPY	142	1,728	0.00
Trellidor Holdings	ZA	ZAR	17,367	1,469	0.00
Techno Smart	JP	JPY	196	1,422	0.00
China State Construction Engineering	CN	CNY	2,122	1,393	0.00
Keppel	SG	SGD	495	1,367	0.00
Qingdao Port International	CN	HKD	2,735	1,334	0.00
Nitto Boseki	JP	JPY	42	1,329	0.00
ZTO Express Cayman	CN	HKD	51	1,304	0.00
Nitta	JP	JPY	69	1,245	0.00
Hong Leong Industries	MY	MYR	807	1,244	0.00
KEC International	IN	INR	304	1,144	0.00
China Railway Group (H)	CN	HKD	2,541	1,004	0.00
Geumhwa PSC	KR	KRW	46	963	0.00
Cardig Aero Services	ID	IDR	82,698	961	0.00
BOC Aviation	SG	HKD	177	941	0.00
Nippon Road Co	JP	JPY	13	818	0.00
NARI Technology	CN	CNY	254	679	0.00
Hirano Tecseed/Kinzoku	JP	JPY	47	601	0.00
Sumitomo Densetsu	JP	JPY	27	557	0.00
Monalisa Group	CN	CNY	145	557	0.00
Koentec	KR	KRW	86	554	0.00
Anhui Heli Co	CN	CNY	283	513	0.00
Weichai Power (A)	CN	CNY	179	347	0.00
China Index Holdings ADR	CN	USD	216	239	0.00
Business Online	TH	THB	1,421	231	0.00
TK Group Holdings	CN	HKD	735	187	0.00
Kosaido	JP	JPY	17	86	0.00
				4,338,208	7.67

정보 기술

Microsoft	US	USD	4,255	735,932	1.30
Tencent Holdings	CN	HKD	10,379	679,302	1.20
Alphabet (A)	US	USD	409	568,972	1.01
Taiwan Semiconductor Manufacturing	TW	TWD	30,620	397,454	0.70
Apple	US	USD	4,160	388,713	0.69
Facebook	US	USD	1,612	367,299	0.65
Samsung Electronics	KR	KRW	7,796	336,202	0.59
Visa	US	USD	1,918	296,881	0.53
SAP	DE	EUR	3,094	283,094	0.50
NXP Semiconductors	NL	USD	1,883	216,768	0.38
Salesforce.com	US	USD	935	185,714	0.33
Intel	US	USD	4,769	179,897	0.32
Fidelity National Information Services	US	USD	1,675	178,822	0.32
Infosys	IN	INR	14,489	177,676	0.31
Alphabet	US	USD	107	148,836	0.26
Fiserv	US	USD	1,659	134,604	0.24
Qualcomm	US	USD	1,193	126,110	0.22
Capgemini	FR	EUR	1,252	124,144	0.22
Keyence	JP	JPY	318	123,794	0.22
SK Hynix	KR	KRW	1,699	103,429	0.18
Sage Group	GB	GBP	13,866	97,997	0.17
VMware	US	USD	840	92,295	0.16
Lam Research	US	USD	307	91,072	0.16
NAVER	KR	KRW	406	89,244	0.16
SS&C Technologies Holdings	US	USD	1,714	87,349	0.15
Murata Manufacturing	JP	JPY	1,402	84,746	0.15
IPG Photonics	US	USD	483	77,402	0.14
Workday	US	USD	426	77,081	0.14
SYNNEX	US	USD	676	76,207	0.13
Shimadzu	JP	JPY	3,032	74,422	0.13
Tata Consultancy Services	IN	INR	2,408	74,346	0.13
MediaTek	TW	TWD	3,440	70,291	0.12

현재 투자종목 명세서서 2020년 10월 31일

	국가 코드	CCY	주식 또는 명목	시장 가격 EUR순	% 자산
CDW	US	USD	590	61,826	0.11
Oracle	US	USD	1,178	56,594	0.10
TDK	JP	JPY	553	55,855	0.10
Tokyo Electron	JP	JPY	237	54,803	0.10
Azbil	JP	JPY	1,532	53,391	0.09
Hamamatsu Photonics KK	JP	JPY	1,199	51,828	0.09
Cognex	US	USD	873	49,403	0.09
Micron Technology	US	USD	1,097	46,813	0.08
Infineon Technologies	DE	EUR	1,956	46,750	0.08
Disco	JP	JPY	196	45,378	0.08
Foxconn Industrial Internet (A)	CN	CNY	25,489	44,678	0.08
Coherent	US	USD	410	44,019	0.08
Nutanix	US	USD	2,035	42,660	0.08
RingCentral	US	USD	187	40,841	0.07
Samsung SDI	KR	KRW	120	40,393	0.07
Software	DE	EUR	1,214	37,352	0.07
Littelfuse	US	USD	212	36,240	0.06
Applied Materials	US	USD	693	35,021	0.06
Pagseguro Digital	BR	USD	1,050	33,079	0.06
Entegris	US	USD	507	32,685	0.06
Infosys ADR	IN	USD	2,610	31,699	0.06
Ciena	US	USD	938	31,619	0.06
Cognizant Technology Solutions	US	USD	496	30,320	0.05
Renesas Electronics	JP	JPY	4,147	29,419	0.05
Rohm	JP	JPY	435	28,695	0.05
New Relic	US	USD	487	25,547	0.05
Check Point Software Technologies (H)	IL	USD	250	24,522	0.04
Dell Technologies	US	USD	477	24,468	0.04
Advanced Energy Industries	US	USD	406	23,730	0.04
SDL	GB	GBP	3,072	23,568	0.04
Western Digital	US	USD	741	23,555	0.04
Yokogawa Electric	JP	JPY	1,864	23,517	0.04
MKS Instruments	US	USD	246	23,165	0.04
Globant	AR	USD	148	22,953	0.04
Z Holdings	JP	JPY	3,763	22,541	0.04
Aptitude Software Group	GB	GBP	4,178	22,298	0.04
Iriso Electronics	JP	JPY	670	21,912	0.04
Justsystems	JP	JPY	388	21,837	0.04
SCREEN Holdings	JP	JPY	440	20,695	0.04
Citrix Systems	US	USD	205	20,087	0.04
Telefonaktiebolaget LM Ericsson	SE	SEK	2,089	20,023	0.04
Lenovo Group	CN	HKD	35,739	19,252	0.03
Xilinx	US	USD	186	18,834	0.03
Hitachi	JP	JPY	651	18,826	0.03
Cisco Systems	US	USD	597	18,266	0.03
MasterCard	US	USD	74	18,062	0.03
Dialog Semiconductor	GB	EUR	551	18,047	0.03
Baidu ADR	CN	USD	154	17,478	0.03
Autohome ADR	CN	USD	207	16,913	0.03
Amdocs	US	USD	332	16,016	0.03
Taiyo Yuden	JP	JPY	501	15,914	0.03
Alten	FR	EUR	230	15,775	0.03
AIXTRON	DE	EUR	1,626	15,730	0.03
Sopra Steria Group	FR	EUR	141	14,382	0.03
Hangzhou Hikvision Digital Technology (A)	CN	CNY	2,451	14,137	0.03
Sansan	JP	JPY	223	12,681	0.02
AAC Technologies Holdings	CN	HKD	2,572	11,603	0.02
Fujitsu	JP	JPY	103	10,376	0.02
DXC Technology	US	USD	625	9,696	0.02
Foxconn Industrial Internet	CN	CNY	4,972	8,716	0.02
NEC	JP	JPY	191	8,257	0.01
Samsung Electronics Perpetual (Pref'd)	KR	KRW	211	8,044	0.01
TravelSky Technology	CN	HKD	4,434	8,017	0.01
giftee	JP	JPY	340	7,911	0.01
Kamakura Shinsho	JP	JPY	808	6,868	0.01
Horiba	JP	JPY	158	6,674	0.01
Obic	JP	JPY	43	6,622	0.01
Hennge KK	JP	JPY	106	6,584	0.01
Eizo	JP	JPY	201	6,528	0.01
Digital Garage	JP	JPY	200	6,120	0.01
Hon Hai Precision Industry	TW	TWD	2,596	6,049	0.01
Sabre	US	USD	976	5,343	0.01
Sunny Optical Technology (H)	CN	HKD	352	5,027	0.01
Appen	AU	AUD	254	4,965	0.01
Redington India	IN	INR	3,193	4,790	0.01
FPT	VN	VND	2,508	4,781	0.01
Momo ADR	CN	USD	373	4,763	0.01
Information Services International-Dentsu	JP	JPY	86	4,653	0.01
Fidelity National Info. Services 0.75% 21/05/2023	US	EUR	4,433	4,531	0.01
Optex Group	JP	JPY	328	4,192	0.01
NEC Networks & System Integration	JP	JPY	250	3,719	0.01
Ming Yuan Cloud Group Holdings	CN	HKD	937	3,432	0.01
Shinko Electric Industries	JP	JPY	227	3,397	0.01
NET One Systems	JP	JPY	128	3,278	0.01
Fidelity National Info. Services 0.40% 15/01/2021	US	EUR	3,176	3,178	0.01
Advantech	TW	TWD	352	3,064	0.01
Fabrinet	TH	USD	57	2,961	0.01
Itochu Techno-Solutions	JP	JPY	98	2,856	0.01
Chatwork	JP	JPY	166	2,844	0.01
Atea	NO	NOK	285	2,832	0.01
m-up Holdings	JP	JPY	135	2,818	0.00
Nomura Research Institute	JP	JPY	108	2,731	0.00
Freee KK	JP	JPY	38	2,582	0.00
Hinduja Global Solutions	IN	INR	324	2,495	0.00
Powertech Technology	TW	TWD	961	2,443	0.00
Dip	JP	JPY	147	2,421	0.00
ASM Pacific Technology	HK	HKD	277	2,398	0.00
Tech Mahindra	IN	INR	245	2,307	0.00
Alps Electric	JP	JPY	176	2,180	0.00
PT Metrodata Electronics	ID	IDR	23,183	2,176	0.00
Venture	SG	SGD	172	2,084	0.00
Otsuka	JP	JPY	49	1,934	0.00
Chroma ATE	TW	TWD	443	1,812	0.00
KoMiCo	KR	KRW	64	1,790	0.00
My EG Services	MY	MYR	6,235	1,769	0.00
Polytronics Technology	TW	TWD	611	1,692	0.00
China Railway Signal & Communication Corp (H)	CN	HKD	5,973	1,691	0.00
Elite Material	TW	TWD	301	1,357	0.00
Hytera Communications (B)	CN	CNY	1,443	1,320	0.00
Netbay (F)	TH	THB	1,903	1,304	0.00
Spigen Korea	KR	KRW	27	1,300	0.00
Cyient	IN	INR	271	1,236	0.00
Bengo4.com	JP	JPY	10	1,189	0.00
Japan Material	JP	JPY	96	1,061	0.00
Largan Precision	TW	TWD	10	944	0.00
Computer Age Management Services	IN	INR	38	566	0.00
Silergy	CN	TWD	10	545	0.00
SHIFT	JP	JPY	2	247	0.00
Fang Holdings ADR	CN	USD	3	27	0.00
				8,663,277	15.33

소비재

Amazon.com	US	USD	197	514,769	0.91
Alibaba Group Holding	CN	HKD	14,754	481,177	0.85
Charter Communications	US	USD	898	464,990	0.82
Alibaba Group Holding ADR	CN	USD	1,331	346,922	0.61
Publicis Groupe	FR	EUR	8,442	251,576	0.45
Prosus	NL	EUR	2,659	228,128	0.40
Naspers	ZA	ZAR	1,124	187,886	0.33
McDonald's	US	USD	1,026	186,699	0.33
Booking Holdings	US	USD	131	182,106	0.32
Nike	US	USD	1,507	155,504	0.28
Takeaway.com	NL	EUR	1,433	136,871	0.24
Galaxy Entertainment Group	HK	HKD	21,036	119,286	0.21
Lowe's Cos	US	USD	882	119,168	0.21
Puma	DE	EUR	1,483	111,268	0.20
New Oriental Education & Technology Group ADR	CN	USD	784	108,098	0.19
Shimano	JP	JPY	545	106,999	0.19
NVR	US	USD	26	90,975	0.16
Altice USA	US	USD	3,676	85,157	0.15
Midea Group (A)	CN	CNY	7,781	77,883	0.14
Liberty Media Group	US	USD	2,523	77,434	0.14
Trip.com Group ADR	CN	USD	3,083	75,633	0.13
Pearson	GB	GBP	13,081	74,178	0.13
Persimmon	GB	GBP	2,778	72,145	0.13
Fast Retailing	JP	JPY	113	67,453	0.12
AutoZone	US	USD	60	58,023	0.10
Burlington Stores	US	USD	338	55,676	0.10
Service Corp International	US	USD	1,339	54,194	0.10
Stanley Electric	JP	JPY	2,178	53,240	0.09
Papa John's International	US	USD	801	52,234	0.09
Shenzhou International Group Holdings	CN	HKD	3,426	51,104	0.09
ServiceMaster Global Holdings	US	USD	1,221	49,547	0.09
Activision Blizzard	US	USD	714	45,993	0.08
JD.com	CN	HKD	1,289	44,975	0.08
ANTA Sports Products	CN	HKD	4,660	44,332	0.08
Gree Electric Appliances Inc of Zhuhai	CN	CNY	5,787	43,503	0.08
Hyundai Mobis	KR	KRW	244	42,016	0.07
Pan Pacific International Holdings	JP	JPY	2,182	39,828	0.07
Laureate Education	US	USD	3,601	39,746	0.07
Meituan Dianping	CN	HKD	1,237	39,573	0.07
JD.com ADR	CN	USD	566	39,303	0.07
Eicher Motors	IN	INR	1,606	38,790	0.07
Foschini Group	ZA	ZAR	8,447	38,411	0.07
Maruti Suzuki India	IN	INR	473	38,084	0.07
Porsche Automobil Holding Perpetual (Pref'd)	DE	EUR	767	35,302	0.06
Volkswagen (Pref'd)	DE	EUR	281	35,131	0.06
Zhejiang Supor (A)	CN	CNY	3,867	35,040	0.06
Zhongsheng Group Holdings	CN	HKD	5,558	34,008	0.06
Vistry Group	GB	GBP	5,381	32,608	0.06

현재 투자종목 명세서서 2020년 10월 31일

	국가 코드	CCY	주식 또는 명목	시장 가격 EUR순	% 자산
Dollar Tree	US	USD	418	32,376	0.06
TAL Education Group ADR	CN	USD	567	31,875	0.06
EssilorLuxottica	FR	EUR	299	31,774	0.06
MercadoLibre	AR	USD	30	31,770	0.06
Vivo Energy	GB	GBP	36,056	30,309	0.05
OPAP (A)	GR	EUR	4,212	29,166	0.05
DouYu International Holdings ADR	CN	USD	2,206	28,513	0.05
Li Ning	CN	HKD	6,187	27,632	0.05
Detsky Mir	RU	USD	23,189	27,576	0.05
Guangzhou Automobile Group (H)	CN	HKD	31,031	27,380	0.05
Toyo Tire & Rubber	JP	JPY	2,089	26,619	0.05
Nokian Renkaat	FI	EUR	997	26,310	0.05
Koito Manufacturing	JP	JPY	628	26,006	0.05
Jumbo	GR	EUR	2,167	26,004	0.05
Fiat Chrysler Automobiles	GB	EUR	2,386	25,148	0.04
Pepkor Holdings	ZA	ZAR	39,809	25,145	0.04
NetEase ADR	CN	USD	337	24,867	0.04
Advance Auto Parts	US	USD	178	22,361	0.04
Team17 Group	GB	GBP	2,828	22,326	0.04
Tapestry	US	USD	1,146	22,085	0.04
Afya	BR	USD	1,059	21,415	0.04
Shop Apotheke Europe	NL	EUR	150	21,318	0.04
D'ieteren	BE	EUR	494	21,252	0.04
Dongfeng Motor Group (H)	CN	HKD	33,770	20,418	0.04
Boozt	SE	SEK	1,465	20,343	0.04
Nifco	JP	JPY	788	20,242	0.04
China International Travel Service (A)	CN	CNY	772	19,751	0.03
Gree Electric Appliances of Zhuhai	CN	CNY	2,609	19,614	0.03
Suzuki Motor	JP	JPY	524	19,301	0.03
Musti Group	FI	EUR	919	18,077	0.03
Autoliv	SE	USD	266	17,384	0.03
Watches of Switzerland Group	GB	GBP	3,920	17,219	0.03
Basic-Fit	NL	EUR	827	17,202	0.03
Coats Group	GB	GBP	26,680	16,850	0.03
Central Retail	TH	THB	22,386	16,425	0.03
4imprint Group	GB	GBP	698	16,054	0.03
Honda Motor	JP	JPY	734	14,926	0.03
HelloFresh	DE	EUR	324	14,878	0.03
Yamaha	JP	JPY	351	14,286	0.03
Denso	JP	JPY	352	14,090	0.02
Famous Brands	ZA	ZAR	5,952	13,623	0.02
adidas	DE	EUR	50	12,796	0.02
Kendrion	NL	EUR	829	12,766	0.02
Gym Group	GB	GBP	8,016	12,300	0.02
Cairn Homes	IE	EUR	14,677	11,522	0.02
Focus Media Information Technology	CN	CNY	9,542	11,444	0.02
THG Holding	GB	GBP	1,533	11,246	0.02
ScS Group	GB	GBP	5,276	11,206	0.02
Headlam Group	GB	GBP	3,719	11,001	0.02
eBay	US	USD	247	10,072	0.02
Mavi Giyim Sanayi Ve Ticaret	TR	TRY	2,512	9,703	0.02
Crystal International Group	HK	HKD	40,812	9,661	0.02
Ryohin Keikaku	JP	JPY	513	9,240	0.02
Jiumaojiu International Holdings	CN	HKD	4,662	8,830	0.02
MR DIY Group (M)	MY	MYR	24,473	8,814	0.02
Jollibee Foods	PH	PHP	2,670	8,050	0.01
Dream International	HK	HKD	27,190	8,036	0.01
Nojima	JP	JPY	326	7,869	0.01
Weifu High-Technology Group	CN	HKD	4,585	7,250	0.01
Midea Group	CN	CNY	721	7,214	0.01
Brilliance China Automotive Holdings	HK	HKD	9,220	6,834	0.01
Selamat Sempurna	ID	IDR	83,000	6,751	0.01
Sky 1.50% 15/09/2021 EMTN	GB	EUR	6,351	6,455	0.01
RELX Finance 0.00% 18/03/2024	NL	EUR	6,351	6,377	0.01
Subaru	JP	JPY	382	6,013	0.01
Sun International (South Africa)	ZA	ZAR	7,966	5,684	0.01
SAIC Motor (A)	CN	CNY	1,884	5,600	0.01
Oriental Land	JP	JPY	46	5,585	0.01
Hostelworld Group	IE	GBP	9,295	5,168	0.01
Somboon Advance Technology	TH	THB	13,602	4,972	0.01
Baozun	CN	HKD	477	4,931	0.01
China Yongda Automobiles Services Holdings	CN	HKD	3,924	4,789	0.01
Sony	JP	JPY	64	4,543	0.01
HUYA ADR	CN	USD	220	4,145	0.01
Chaowei Power Holdings	CN	HKD	13,008	3,844	0.01
Xingda International Holdings	CN	HKD	16,800	3,716	0.01
Wilcon Depot	PH	PHP	14,619	3,707	0.01
Seria	JP	JPY	107	3,549	0.01
McDonald's 4.00% 17/02/2021 EMTN	US	EUR	3,176	3,215	0.01
BMW Finance 0.125% 12/01/2021 EMTN	NL	EUR	3,176	3,178	0.01
Map Aktif Adiperkasa	ID	IDR	25,850	3,111	0.01
Pacific Textiles Holdings	HK	HKD	6,335	3,099	0.01
Baozun ADR	CN	USD	96	3,016	0.01
Round One	JP	JPY	385	2,593	0.00
Chow Tai Fook Jewellery Group	HK	HKD	2,313	2,536	0.00
KIYO Learning	JP	JPY	27	2,527	0.00
Central Automotive Products	JP	JPY	147	2,452	0.00
Sebang Global Battery	KR	KRW	115	2,406	0.00
Fast Food Indonesia	ID	IDR	44,950	2,341	0.00
Chow Sang Sang Holdings International	HK	HKD	2,479	2,328	0.00
Demae-Can	JP	JPY	88	2,229	0.00
Shine Corporate	AU	AUD	4,224	2,191	0.00
Plan B Media	TH	THB	14,121	2,094	0.00
Bestway Global Holding	CN	HKD	9,582	1,971	0.00
Texwinca Holdings	HK	HKD	14,969	1,948	0.00
Tianneng Power International	CN	HKD	1,376	1,924	0.00
Teejay Lanka	LK	LKR	13,775	1,899	0.00
MakeMyTrip	IN	USD	119	1,880	0.00
Rinnai	JP	JPY	22	1,866	0.00
Astra Otoparts	ID	IDR	36,200	1,823	0.00
Sabina	TH	THB	3,093	1,767	0.00
Jaya Bersama Indo	ID	IDR	105,593	1,713	0.00
Vipshop Holdings ADR	CN	USD	91	1,627	0.00
Koshidaka Holdings	JP	JPY	506	1,624	0.00
Wuhu Sanqi Interactive Entertainment	CN	CNY	417	1,588	0.00
Texhong Textile Group	HK	HKD	2,350	1,551	0.00
China Literature	CN	HKD	203	1,432	0.00
NetEase	CN	HKD	88	1,320	0.00
Mitra Adiperkasa	ID	IDR	34,529	1,306	0.00
Xtep International Holdings	CN	HKD	4,285	1,245	0.00
JINS	JP	JPY	20	1,218	0.00
Bapcor	AU	AUD	259	1,198	0.00
Nien Made Enterprise	TW	TWD	124	1,197	0.00
China South Publishing & Media Group (A)	CN	CNY	871	1,173	0.00
WPP AUNZ	AU	AUD	4,581	1,161	0.00
SL	KR	KRW	96	1,061	0.00
Oppein Home Group	CN	CNY	66	1,043	0.00
Rakuten	JP	JPY	117	982	0.00
Com2uS	KR	KRW	12	975	0.00
China South Publishing & Media Group	CN	CNY	718	966	0.00
Think Childcare	AU	AUD	1,489	908	0.00
Mercari	JP	JPY	25	901	0.00
Oppein Home Group	CN	CNY	57	900	0.00
Yadea Group Holdings	CN	HKD	731	898	0.00
Taiwan Sakura	TW	TWD	553	820	0.00
China Dongxiang Group	CN	HKD	7,630	812	0.00
China International Travel Service	CN	CNY	31	789	0.00
Parkson Retail Group	CN	HKD	31,647	784	0.00
Skyworth Group	HK	HKD	3,180	714	0.00
Bafang Electric Suzhou	CN	CNY	25	588	0.00
Embry Holdings	HK	HKD	5,248	582	0.00
Piolax	JP	JPY	46	575	0.00
Tokyo Radiator Manufacturing	JP	JPY	72	304	0.00
Bafang Electric Suzhou	CN	CNY	11	263	0.00
Twenty-four seven	JP	JPY	31	223	0.00
				6,653,394	**11.77**

소비재

Unilever	GB	EUR	5,879	285,445	0.50
British American Tobacco	GB	GBP	9,418	256,359	0.45
Swedish Match	SE	SEK	3,928	254,354	0.45
Walmart	US	USD	1,805	214,737	0.38
Coca-Cola	US	USD	5,059	207,634	0.37
Beiersdorf	DE	EUR	2,073	186,383	0.33
Unilever	GB	GBP	3,378	165,404	0.29
China Mengniu Dairy	HK	HKD	40,661	164,415	0.29
Tesco	GB	GBP	71,464	163,296	0.29
Nestle	CH	CHF	1,681	162,363	0.29
Associated British Foods	GB	GBP	7,750	146,276	0.26
Imperial Brands	GB	GBP	9,911	134,892	0.24
L'Oreal	FR	EUR	463	128,613	0.23
Koninklijke Ahold Delhaize	NL	EUR	4,730	111,589	0.20
Kweichow Moutai (A)	CN	CNY	497	106,535	0.19
Sprouts Farmers Market	US	USD	4,369	71,663	0.13
Monster Beverage	US	USD	1,085	71,298	0.13
CP ALL	TH	THB	46,594	68,845	0.12
Tyson Foods	US	USD	1,384	67,741	0.12
Vietnam Dairy Products	VN	VND	12,185	48,722	0.09
Coca-Cola European Partners	GB	USD	1,523	46,425	0.08
Thai Beverage	TH	SGD	110,140	40,190	0.07
Bid	ZA	ZAR	3,321	39,098	0.07
China Resources Beer Holdings	HK	HKD	7,204	38,354	0.07
Pernod Ricard	FR	EUR	275	38,063	0.07
Hindustan Unilever	IN	INR	1,521	36,461	0.06
Wm Morrison Supermarkets	GB	GBP	18,619	33,725	0.06
Britvic	GB	GBP	3,517	28,864	0.05
Archer-Daniels-Midland	US	USD	596	23,825	0.04
Royal Unibrew	DK	DKK	248	20,806	0.04
Kroger	US	USD	689	19,048	0.03
Bunge	US	USD	384	18,568	0.03

현재 투자종목 명세서서 2020년 10월 31일

	국가 코드	CCY	주식 또는 명목	시장 가격 EUR순	% 자산
Budweiser Brewing Co APAC	HK	HKD	7,304	18,478	0.03
Welcia Holdings	JP	JPY	504	16,978	0.03
Kao	JP	JPY	254	15,561	0.03
Nongfu Spring	CN	HKD	3,896	15,309	0.03
Smoore International Holdings	CN	HKD	2,661	11,923	0.02
Kotobuki Spirits	JP	JPY	277	11,046	0.02
Kweichow Moutai	CN	CNY	50	10,752	0.02
Gudang Garam	ID	IDR	4,495	10,747	0.02
Robinsons Retail Holdings	PH	PHP	9,357	10,620	0.02
Sun Art Retail Group	HK	HKD	11,326	10,529	0.02
Foshan Haitian Flavouring & Food (B)	CN	CNY	490	10,070	0.02
Sakata Seed	JP	JPY	328	9,937	0.02
Indofood Sukses Makmur	ID	IDR	22,934	9,320	0.02
Puregold Price Club	PH	PHP	12,123	8,869	0.02
Uni-President China Holdings	CN	HKD	10,596	7,873	0.01
Shiseido	JP	JPY	142	7,542	0.01
BAT Int'l Finance 4.875% 24/02/2021 EMTN	GB	EUR	6,351	6,448	0.01
Charoen Pokphand (Indonesia)	ID	IDR	17,857	6,038	0.01
Carabao Group	TH	THB	1,982	5,969	0.01
Japfa	SG	SGD	14,358	5,823	0.01
First Resources	SG	SGD	7,636	5,817	0.01
RFM	PH	PHP	69,238	5,783	0.01
WH Group	HK	HKD	8,441	5,703	0.01
Yantai Changyu Pioneer Wine	CN	HKD	3,614	5,548	0.01
Saigon Beer Alcohol Beverage	VN	VND	751	5,127	0.01
Osotspa	TH	THB	5,548	4,879	0.01
Altria Group 1.00% 15/02/2023	US	EUR	4,763	4,869	0.01
Coles Group	AU	AUD	445	4,768	0.01
Sheng Siong	SG	SGD	4,444	4,665	0.01
Asian Seafoods Coldstorage	TH	THB	11,941	4,334	0.01
Convenience Retail Asia	HK	HKD	7,815	3,763	0.01
Heineken (Malaysia)	MY	MYR	964	3,586	0.01
Carlsberg Brewery (Malaysia)	MY	MYR	858	3,274	0.01
Tingyi Cayman Islands Holding	CN	HKD	1,966	3,088	0.01
Laobaixing Pharmacy Chain	CN	CNY	323	2,972	0.01
Bumitama Agri	ID	SGD	10,281	2,810	0.00
Industri Jamu Dan Farmasi Sido Muncul	ID	IDR	59,007	2,758	0.00
Japfa Comfeed Indonesia	ID	IDR	43,947	2,718	0.00
Century Pacific Food	PH	PHP	9,575	2,635	0.00
Siam Makro	TH	THB	2,374	2,597	0.00
Dairy Farm International Holdings	HK	USD	793	2,566	0.00
Ultrajaya Milk Industry & Trading	ID	IDR	25,540	2,470	0.00
China Foods	HK	HKD	7,955	2,337	0.00
Shinnihonseiyaku	JP	JPY	99	2,137	0.00
Vinda International Holdings	HK	HKD	701	1,595	0.00
Changshouhua Food	CN	HKD	3,255	1,459	0.00
Delfi	SG	SGD	3,413	1,375	0.00
Blackmores	AU	AUD	20	833	0.00
Ceylon Cold Stores	LK	LKR	223	696	0.00
Bestore	CN	CNY	62	458	0.00
Sagami Rubber Industries	JP	JPY	31	305	0.00
Shenguan Holdings Group	CN	HKD	9,417	252	0.00
				3,708,000	6.56

건강

	국가 코드	CCY	주식 또는 명목	시장 가격 EUR순	% 자산
Sanofi	FR	EUR	6,821	527,720	0.93
Roche Holding	CH	CHF	1,314	362,911	0.64
Koninklijke Philips	NL	EUR	6,953	277,241	0.49
Horizon Therapeutics	US	USD	3,770	242,072	0.43
Baxter International	US	USD	2,856	189,654	0.34
AbbVie	US	USD	2,556	184,810	0.33
Novo Nordisk	DK	DKK	3,280	180,887	0.32
Fresenius Medical Care	DE	EUR	2,712	177,886	0.31
UnitedHealth Group	US	USD	676	177,366	0.31
Thermo Fisher Scientific	US	USD	419	169,715	0.30
ICON	IE	USD	965	149,466	0.26
Zimmer Biomet Holdings	US	USD	1,311	148,412	0.26
HCA Healthcare	US	USD	1,253	132,879	0.24
AmerisourceBergen	US	USD	1,561	128,307	0.23
Abbott Laboratories	US	USD	1,132	101,506	0.18
Wuxi Biologics Cayman	CN	HKD	3,838	92,499	0.16
Stryker	US	USD	478	82,271	0.15
Olympus	JP	JPY	4,929	80,991	0.14
Boston Scientific	US	USD	2,729	80,895	0.14
Innovent Biologics	CN	HKD	12,164	77,405	0.14
Roche Holding (B)	CH	CHF	251	69,336	0.12
Genus	GB	GBP	1,267	57,775	0.10
Hansoh Pharmaceutical Group	CN	HKD	14,868	57,102	0.10
Hoya	JP	JPY	568	55,031	0.10
Bayer	DE	EUR	1,123	45,327	0.08
Santen Pharmaceutical	JP	JPY	2,956	45,222	0.08
Nippon Shinyaku	JP	JPY	608	37,278	0.07
Grifols ADR	ES	USD	2,541	36,530	0.06
McKesson	US	USD	289	36,293	0.06
PerkinElmer	US	USD	314	34,589	0.06
Sonova Holding	CH	CHF	149	30,273	0.05
Eisai	JP	JPY	447	29,835	0.05
Pfizer	US	USD	940	28,302	0.05
Mylan	US	USD	2,124	26,486	0.05
Arena Pharmaceuticals	US	USD	344	25,296	0.04
Ascendis Pharma ADR	DK	USD	171	23,687	0.04
Anthem	US	USD	97	22,848	0.04
CVS Health	US	USD	475	22,821	0.04
Krystal Biotech	US	USD	571	21,763	0.04
Apellis Pharmaceuticals	US	USD	780	21,430	0.04
Aprea Therapeutics	US	USD	1,073	20,269	0.04
WuXi AppTec	CN	HKD	1,436	19,699	0.03
Exelixis	US	USD	1,109	19,400	0.03
Top Glove	MY	MYR	9,992	17,688	0.03
Ocumension Therapeutics	CN	HKD	8,564	17,147	0.03
Korian	FR	EUR	705	17,053	0.03
MorphoSys	DE	EUR	182	15,918	0.03
Peijia Medical	CN	HKD	5,284	14,715	0.03
Centene	US	USD	285	14,404	0.03
CSL	AU	AUD	81	13,997	0.02
Evotec	DE	EUR	616	13,980	0.02
Sutro Biopharma	US	USD	1,219	13,257	0.02
Alexion Pharmaceuticals	US	USD	126	12,456	0.02
LivaNova	GB	USD	290	12,455	0.02
Craneware	GB	GBP	632	10,922	0.02
Granules India	IN	INR	1,955	8,678	0.02
Tempo Scan Pacific	ID	IDR	94,432	6,942	0.01
Chularat Hospital	TH	THB	97,027	6,722	0.01
Medical Data Vision	JP	JPY	322	6,498	0.01
Hangzhou Tigermed Consulting	CN	HKD	361	4,972	0.01
Rajthanee Hospital	TH	THB	8,104	4,793	0.01
Fisher & Paykel Healthcare (AU)	NZ	AUD	236	4,677	0.01
Medikaloka Hermina	ID	IDR	25,221	4,641	0.01
China Resources Pharmaceutical Group	CN	HKD	9,742	4,179	0.01
China National Accord Medicines (A)	CN	CNY	630	4,022	0.01
InnoCare Pharma	CN	HKD	3,553	3,906	0.01
Jiangsu Hengrui Medicine	CN	CNY	329	3,754	0.01
Shandong Weigao Group Medical Polymer (H)	CN	HKD	2,089	3,477	0.01
Bumrungrad Hospital	TH	THB	1,309	3,276	0.01
Mega Lifesciences	TH	THB	3,104	2,958	0.01
Bayer 0.375% 06/07/2024	DE	EUR	2,858	2,896	0.01
Ramsay Health Care	AU	AUD	74	2,793	0.00
Abbott Ireland Financing 0.875% 27/09/2023	IE	EUR	2,382	2,458	0.00
China National Accord Medicines (B)	CN	HKD	921	2,252	0.00
I-Sens	KR	KRW	89	1,851	0.00
Shanghai Pharmaceuticals Holding (H)	CN	HKD	1,351	1,799	0.00
JMDC	JP	JPY	32	1,444	0.00
Hutchison China MediTech	HK	GBP	214	1,065	0.00
Eiken Chemical	JP	JPY	56	927	0.00
Vieworks	KR	KRW	41	891	0.00
China National Accord Medicines	CN	CNY	96	610	0.00
Interojo	KR	KRW	37	563	0.00
Osprey Medical	US	AUD	3,164	38	0.00
				4,618,559	8.17

금융

	국가 코드	CCY	주식 또는 명목	시장 가격 EUR순	% 자산
Fidelity US Quality Income UCITS ETF	IE	GBP	663,562	4,064,533	7.19
AIA Group	HK	HKD	45,218	369,425	0.65
Legal & General Group	GB	GBP	130,259	267,661	0.47
JPMorgan Chase	US	USD	3,143	261,300	0.46
AXA	FR	EUR	18,064	249,280	0.44
Ping An Insurance Group (H)	CN	HKD	26,359	233,503	0.41
HDFC Bank	IN	INR	14,966	205,162	0.36
Morgan Stanley	US	USD	4,992	204,220	0.36
Bank Central Asia	ID	IDR	116,995	197,579	0.35
Allianz	DE	EUR	1,297	195,927	0.35
DNB	NO	NOK	16,862	195,341	0.35
Housing Development Finance	IN	INR	7,427	165,585	0.29
Bank OZK	US	USD	7,819	162,619	0.29
Prudential	GB	GBP	14,219	149,065	0.26
Barclays	GB	GBP	122,341	144,958	0.26
Arthur J Gallagher	US	USD	1,604	142,008	0.25
Hannover Rueck	DE	EUR	1,057	131,756	0.23
ABN AMRO Group	NL	EUR	17,033	120,017	0.21
St James's Place	GB	GBP	11,813	118,115	0.21
China Merchants Bank (H)	CN	HKD	25,897	115,843	0.20
Zurich Insurance Group	CH	CHF	385	109,671	0.19
Bank Rakyat Indonesia Persero	ID	IDR	530,096	102,895	0.18
3i Group	GB	GBP	9,515	101,675	0.18
NN Group	NL	EUR	3,304	98,936	0.18
Axis Bank	IN	INR	17,012	96,792	0.17
Tradeweb Markets	US	USD	2,039	95,851	0.17
Muenchener Rueckversicherungs-Gesellschaft	DE	EUR	460	92,291	0.16
Discover Financial Services	US	USD	1,680	91,324	0.16
Tryg	DK	DKK	3,774	89,892	0.16

현재 투자종목 명세서서 2020년 10월 31일

	국가 코드	CCY	주식 또는 명목	시장 가격 EUR순	% 자산
Hong Kong Exchanges and Clearing	HK	HKD	2,113	86,973	0.15
United Overseas Bank	SG	SGD	7,067	84,639	0.15
Absa Group	ZA	ZAR	18,359	84,357	0.15
Admiral Group	GB	GBP	2,678	81,886	0.14
First Republic Bank	US	USD	693	74,727	0.13
Assurant	US	USD	655	69,983	0.12
Virtu Financial	US	USD	3,700	67,196	0.12
Deutsche Boerse	DE	EUR	522	65,918	0.12
Berkshire Hathaway	US	USD	382	65,776	0.12
Sampo	FI	EUR	2,019	65,401	0.12
Texas Capital Bancshares	US	USD	1,589	60,156	0.11
Tokio Marine Holdings	JP	JPY	1,556	59,712	0.11
Kotak Mahindra Bank	IN	INR	3,305	59,246	0.10
HDFC Standard Life Insurance	IN	INR	8,091	55,214	0.10
SVB Financial Group	US	USD	221	54,100	0.10
DBS Group Holdings	SG	SGD	4,090	52,340	0.09
Sberbank of Russia Perpetual (Pref'd)	RU	USD	22,850	47,738	0.08
Swedbank	SE	SEK	3,345	45,059	0.08
Willis Towers Watson	GB	USD	288	44,467	0.08
Sberbank of Russia	RU	USD	20,165	43,867	0.08
China Construction Bank (H)	CN	HKD	73,732	43,640	0.08
ING Groep	NL	EUR	7,322	42,897	0.08
Ageas	BE	EUR	1,222	42,231	0.07
China Life Insurance (H)	CN	HKD	22,065	41,424	0.07
Shinhan Financial Group	KR	KRW	1,495	34,817	0.06
Oversea-Chinese Banking	SG	SGD	6,487	34,368	0.06
VZ Holding	CH	CHF	474	34,159	0.06
Guaranty Trust Bank	NG	NGN	437,803	31,612	0.06
ORIX	JP	JPY	3,145	31,592	0.06
Moneta Money Bank	CZ	CZK	15,626	30,384	0.05
Wells Fargo	US	USD	1,536	27,704	0.05
ICICI Lombard General Insurance	IN	INR	1,937	27,687	0.05
Fairfax Financial Holdings	CA	CAD	111	25,304	0.04
SCOR	FR	EUR	1,202	25,066	0.04
Travelers	US	USD	234	24,227	0.04
Industrial & Commercial Bank of China (H)	CN	HKD	49,551	24,163	0.04
Equity Group Holdings (Kenya)	KE	KES	87,751	23,468	0.04
Zenith Bank	NG	NGN	477,479	23,445	0.04
Palomar Holdings	US	USD	304	23,264	0.04
Intermediate Capital Group	GB	GBP	1,786	23,259	0.04
Van Lanschot Kempen	NL	EUR	1,323	22,759	0.04
Metropolitan Bank & Trust	PH	PHP	31,053	22,441	0.04
Public Bank	MY	MYR	6,949	21,647	0.04
Credit Agricole	FR	EUR	3,093	20,979	0.04
Euronext	NL	EUR	231	20,724	0.04
Goosehead Insurance	US	USD	179	18,346	0.03
Banca Generali	IT	EUR	749	18,276	0.03
Hamilton Lane	US	USD	304	18,059	0.03
IG Group Holdings	GB	GBP	2,089	17,675	0.03
Northern Trust	US	USD	267	17,630	0.03
Zenkoku Hosho	JP	JPY	519	17,574	0.03
Bank Mandiri Persero	ID	IDR	52,010	17,386	0.03
ASR Nederland	NL	EUR	663	17,316	0.03
Vienna Ins. Group Wiener Versicherung Gruppe	AT	EUR	887	15,447	0.03
KBC Ancora	BE	EUR	609	14,805	0.03
Emirates NBD	AE	AED	6,444	14,305	0.03
Sompo Holdings	JP	JPY	445	14,267	0.03
Agricultural Bank of China (H)	CN	HKD	46,759	13,563	0.02
Aflac	US	USD	453	13,093	0.02
Arch Capital Group	BM	USD	457	11,931	0.02
Intercorp Financial Services	PE	USD	634	11,358	0.02
E.Sun Financial Holding	TW	TWD	14,351	10,488	0.02
Chailease Holding	TW	TWD	2,369	9,903	0.02
Draper Esprit	GB	GBP	1,455	9,802	0.02
SBI Cards & Payment Services	IN	INR	1,049	9,716	0.02
Sparebanken Vest	NO	NOK	1,729	9,475	0.02
Commonwealth Bank of Australia	AU	AUD	218	9,076	0.02
Bangkok Bank	TH	THB	3,358	8,918	0.02
Aruhi	JP	JPY	535	8,247	0.01
Bank Tabungan Pensiunan Nasional Syariah	ID	IDR	32,358	6,937	0.01
Muangthai Capital	TH	THB	4,455	6,710	0.01
Morgan Stanley 1.00% 02/12/2022 GMTN	US	EUR	6,351	6,502	0.01
UBS 0.625% 23/01/2023 GMTN	CH	EUR	6,351	6,471	0.01
KB Financial Group	KR	KRW	204	6,247	0.01
CITIC Securities (H)	CN	HKD	3,125	5,821	0.01
BFI Finance Indonesia	ID	IDR	248,674	5,543	0.01
Kasikornbank (F)	TH	THB	2,542	5,315	0.01
China Minsheng Banking (H)	CN	HKD	10,923	5,131	0.01
Xtrackers Euro Stoxx 50 UCITS ETF	LU	EUR	113	5,061	0.01
Bank of America 1.379% VRN 07/02/2025 EMTN	US	EUR	4,763	4,957	0.01
Danske Bank 1.375% VRN 24/05/2023	DK	EUR	4,763	4,853	0.01
Huatai Securities (H)	CN	HKD	3,485	4,846	0.01
Metropolitan Life Global 0.875% 20/01/2022 EMTN	US	EUR	4,763	4,830	0.01
FCA Bank Ireland 1.25% 21/06/2022 EMTN	IT	EUR	4,604	4,698	0.01
JSE	ZA	ZAR	801	4,603	0.01
China Cinda Asset Management (H)	CN	HKD	28,508	4,591	0.01
Tisco Financial Group	TH	THB	2,174	4,221	0.01
Dah Sing Banking Group	HK	HKD	5,593	4,130	0.01
LPI Capital	MY	MYR	1,562	4,121	0.01
KBC Group 1.125% 25/01/2024 EMTN	BE	EUR	3,176	3,288	0.01
Minkabu The Infonoid	JP	JPY	158	3,276	0.01
BFCM 0.75% 15/06/2023 EMTN	FR	EUR	3,176	3,258	0.01
Korea Development Bank 0.625% 17/07/2023	KR	EUR	3,176	3,245	0.01
DNB Bank 4.375% 24/02/2021 EMTN	NO	EUR	3,176	3,223	0.01
Swedbank 0.25% 07/11/2022 GMTN	SE	EUR	3,176	3,205	0.01
Barclays 3.375% VRN 02/04/2025 EMTN	GB	EUR	2,947	3,204	0.01
Volkswagen Bank 0.375% 05/07/2022 EMTN	DE	EUR	3,176	3,199	0.01
Goldman Sachs Group 0.041% FRN 21/04/2023 EMTN	US	EUR	3,176	3,180	0.01
HSBC Holdings 0.422% FRN 04/12/2021 EMTN	GB	EUR	3,176	3,178	0.01
Bajaj Finance	IN	INR	78	2,993	0.01
Shriram Transport Finance	IN	INR	362	2,904	0.01
Mega Financial Holding	TW	TWD	3,444	2,853	0.01
China International Capital (H)	CN	HKD	1,402	2,813	0.00
Samsung Fire & Marine Insurance	KR	KRW	20	2,765	0.00
Shriram City Union Finance	IN	INR	279	2,581	0.00
Intercorp Financial Services (PE)	PE	USD	145	2,579	0.00
China Taiping Insurance Holdings	HK	HKD	1,611	2,088	0.00
NatWest Markets 0.233% FRN 18/06/2021 EMTN	GB	EUR	1,905	1,912	0.00
Noah Holdings ADR	CN	USD	82	1,847	0.00
Muthoot Finance	IN	INR	119	1,692	0.00
Lloyds Banking Group 0.75% 09/11/2021 EMTN	GB	EUR	1,639	1,652	0.00
Westpac Banking 0.75% 17/10/2023 EMTN	AU	EUR	1,588	1,633	0.00
BPCE 1.125% 18/01/2023 EMTN	FR	EUR	1,588	1,627	0.00
Rabobank 0.625% 27/02/2024 EMTN	NL	EUR	1,588	1,621	0.00
Volkswagen Bank 0.955% FRN 01/08/2022 EMTN	DE	EUR	1,588	1,609	0.00
FCA Bank Ireland 1.00% 21/02/2022 EMTN	IT	EUR	1,588	1,609	0.00
Repco Home Finance	IN	INR	667	1,484	0.00
Berkshire Hathaway 0.00% 12/03/2025	US	EUR	1,416	1,421	0.00
Mitsubishi UFJ Financial Group 0.978% 09/06/2024	JP	EUR	1,378	1,420	0.00
Hyundai Marine & Fire Insurance	KR	KRW	78	1,374	0.00
DB Insurance	KR	KRW	39	1,311	0.00
Volkswagen Bank 0.625% 08/09/2021 EMTN	DE	EUR	1,270	1,280	0.00
HDFC Bank ADR	IN	USD	26	1,251	0.00
Korean Reinsurance	KR	KRW	218	1,227	0.00
Metropolitan Life Global 0.375% 09/04/2024	US	EUR	1,191	1,210	0.00
LIC Housing Finance	IN	INR	369	1,207	0.00
Santander UK 0.875% 25/11/2020 EMTN	GB	EUR	1,111	1,112	0.00
Citigroup 0.339% FRN 24/05/2021 EMTN	US	EUR	953	957	0.00
Kiwoom Securities	KR	KRW	11	841	0.00
CIMB Group Holdings	MY	MYR	250	152	0.00
				11,082,765	19.61

부동산

Vonovia	DE	EUR	3,015	165,295	0.29
Prologis REIT	US	USD	1,564	133,142	0.24
KE Holdings ADR	CN	USD	1,051	62,901	0.11
Invitation Homes REIT	US	USD	2,470	57,591	0.10
China Overseas Land & Investment	HK	HKD	25,449	54,850	0.10
ADO Properties (A)	DE	EUR	1,813	39,131	0.07
Shimao Services Holdings	CN	HKD	19,664	36,127	0.06
Shurgard Self Storage	LU	EUR	929	33,985	0.06
Sun Hung Kai Properties	HK	HKD	2,524	27,773	0.05
SM Prime Holdings	PH	PHP	45,397	27,131	0.05
China Resources Land	HK	HKD	6,458	22,665	0.04
Healthcare Realty Trust REIT	US	USD	792	18,832	0.03
Urban & Civic	GB	GBP	7,794	17,765	0.03
Open House	JP	JPY	565	16,539	0.03
Central Pattana	TH	THB	14,863	15,692	0.03
Ascendas Real Estate Investment Trust REIT	SG	SGD	8,212	14,880	0.03
Urban Logistics REIT	GB	GBP	6,774	10,318	0.02
City Developments	SG	SGD	2,100	8,376	0.01
Cromwell European REIT	SG	EUR	18,057	8,226	0.01
Keppel Pacific Oak US REIT	SG	USD	12,760	7,678	0.01
Ascendas India Trust	SG	SGD	9,003	7,364	0.01
Land & Houses	TH	THB	39,903	7,015	0.01
Pakuwon Jati	ID	IDR	276,433	6,630	0.01
Logicor Financing 1.50% 14/11/2022 EMTN	LU	EUR	6,351	6,512	0.01
Supalai	TH	THB	14,922	6,441	0.01
Robinsons Land	PH	PHP	23,548	6,264	0.01
Keppel DC REIT	SG	SGD	3,269	5,959	0.01
Goodman Group REIT	AU	AUD	411	4,560	0.01
Link REIT	HK	HKD	682	4,469	0.01
AREIT REIT	PH	PHP	9,424	4,270	0.01
Relo Group	JP	JPY	195	4,014	0.01
China Merchants Commercial REIT	HK	HKD	13,349	3,555	0.01
Digital Euro Finco 2.625% 15/04/2024	US	EUR	3,176	3,447	0.01
Vincom Retail	VN	VND	3,473	3,254	0.01
Digital Dutch Finco 0.125% 15/10/2022	NL	EUR	3,176	3,193	0.01
Shimao Property Holdings	HK	HKD	1,048	3,184	0.01

현재 투자종목 명세서서 2020년 10월 31일

	국가 코드	CCY	주식 또는 명목	시장 가격 EUR순	% 자산
Unibail-Rodamco-Westfield 0.125% 14/05/2021 EMTN	FR	EUR	2,540	2,541	0.00
Propnex	SG	SGD	4,818	1,908	0.00
Daibiru	JP	JPY	167	1,626	0.00
Heiwa Real Estate	JP	JPY	38	962	0.00
Cosmos Initia	JP	JPY	63	215	0.00
				866,280	1.53
정부					
Germany 1.75% 04/07/2022	DE	EUR	107,015	111,607	0.20
Germany 0.00% 07/10/2022	DE	EUR	76,927	78,140	0.14
Germany 0.00% 05/04/2024	DE	EUR	57,159	58,837	0.10
Germany 0.00%08/04/2022	DE	EUR	48,744	49,294	0.09
Germany 0.00% 12/03/2021	DE	EUR	44,775	44,892	0.08
Germany 0.00% 11/06/2021	DE	EUR	38,646	38,823	0.07
Germany 2.00% 15/08/2023	DE	EUR	12,639	13,653	0.02
				395,246	0.70
폐쇄형 펀드					
Oakley Capital Investments Fund	BM	GBP	11,191	31,668	0.06
Gemfields Group	GB	ZAR	74,575	4,927	0.01
				36,595	0.06
개방형 펀드					
Fidelity ILF - The US Dollar Fund - A-ACC-USD	IE	USD	21	333,516	0.59
Fidelity ILF - The Euro Fund - A-ACC-EUR	IE	EUR	11	158,315	0.28
				491,831	0.87
주식 연계 채권					
HSBC (Hangzhou Hikvision Digital (A)) ELN 08/2021	CN	USD	1,709	9,856	0.02
HSBC (Kweichow Moutai (A)) ELN 12/04/2024	CN	USD	37	8,023	0.01
BNP (Shenzhen YUTO Pkg Tech (A)) ELN 30/07/2021	CN	USD	2,078	7,894	0.01
UBS (Focus Media Info. Tech (A)) ELN 10/03/2021	CN	USD	4,759	5,708	0.01
HSBC (Focus Media Info. Tech (A)) ELN 10/03/2021	CN	USD	2,146	2,573	0.00
HSBC (China Nat'l. Accord Med (A)) ELN 15/10/2021	CN	USD	382	2,439	0.00
HSBC (Weichai Power (A)) ELN 07/05/2021	CN	USD	1,164	2,259	0.00
HSBC (China (S) Publish & Med (A)) ELN 23/11/2022	CN	USD	1,065	1,434	0.00
HSBC (Wuhu Sanqi IA Ent (A)) ELN 16/09/2021	CN	USD	55	209	0.00
				40,395	0.07
커뮤니케이션 서비스					
T-Mobile US	US	USD	3,444	321,159	0.57
Netflix	US	USD	188	76,841	0.14
Elisa	FI	EUR	1,771	74,824	0.13
China Mobile	HK	HKD	13,634	71,578	0.13
Bharti Airtel	IN	INR	13,077	65,615	0.12
Infrastrutture Wireless Italiane	IT	EUR	7,056	65,481	0.12
Deutsche Telekom	DE	EUR	3,198	41,800	0.07
Swisscom	CH	CHF	86	37,522	0.07
Telkom	ZA	ZAR	25,524	34,564	0.06
Tele2	SE	SEK	3,175	32,359	0.06
Liberty Global	GB	USD	1,912	30,272	0.05
Verizon Communications	US	USD	601	29,357	0.05
Telekomunikasi Indonesia Persero	ID	IDR	128,466	19,513	0.03
Safaricom	KE	KES	75,032	18,261	0.03
Sea ADR	SG	USD	117	15,842	0.03
Singapore Telecommunications	SG	SGD	11,804	15,070	0.03
Advanced Info Service	TH	THB	3,138	14,901	0.03
NOS SGPS	PT	EUR	4,496	13,253	0.02
Pebble Group	GB	GBP	11,390	8,992	0.02
HKBN	HK	HKD	5,909	8,775	0.02
Converge ICT Solutions	PH	PHP	32,456	8,507	0.02
Sarana Menara Nusantara	ID	IDR	119,114	6,848	0.01
AT&T 1.30% 05/09/2023	US	EUR	6,351	6,584	0.01
SoftBank Group	JP	JPY	117	6,573	0.01
Bilibili ADR	CN	USD	164	6,302	0.01
LG Uplus	KR	KRW	609	5,118	0.01
Globe Telecom	PH	PHP	141	5,080	0.01
TIME dotCom	MY	MYR	1,845	4,907	0.01
XL Axiata	ID	IDR	40,052	4,698	0.01
China Unicom	HK	HKD	6,179	3,263	0.01
Orange 0.50% 15/01/2022 EMTN	FR	EUR	3,176	3,205	0.01
Daiichikosho	JP	JPY	109	3,201	0.01
Telstra	AU	AUD	1,712	2,766	0.00
Cathay Media And Education Group	CN	HKD	1,735	781	0.00
Dialog Axiata	LK	LKR	14,864	748	0.00
Shemaroo Entertainment	IN	INR	653	415	0.00
				1,064,975	1.88

증권 자격 취득 또는 기타 통제 된 시장 에서 죽음을 맞게

	국가 코드	CCY	주식 또는 명목	시장 가격 EUR순	% 자산
에너지					
Petroleo Brasileiro	BR	BRL	19,787	56,325	0.10
Petroleo Brasileiro (Pref'd)	BR	BRL	9,603	27,321	0.05
Cheniere Energy	US	USD	408	16,595	0.03
Lukoil ADR	RU	USD	253	11,068	0.02
Gazprom ADR	RU	USD	2,699	8,873	0.02
				120,182	0.21
유틸리티					
Endesa	ES	EUR	5,728	131,801	0.23
Iberdrola	ES	EUR	7,597	76,915	0.14
Enagas	ES	EUR	1,761	32,634	0.06
Red Electrica	ES	EUR	1,413	21,367	0.04
				262,717	0.46
소재					
Grupo Mexico	MX	MXN	32,112	78,248	0.14
Magnitogorsk Iron & Steel Works GDR	RU	USD	6,855	36,128	0.06
PhosAgro GDR	RU	USD	3,483	34,441	0.06
Vidrala	ES	EUR	299	24,492	0.04
Novolipetsk Steel GDR	RU	USD	1,051	20,964	0.04
Bradespar (Pref'd)	BR	BRL	2,727	19,095	0.03
Vidrala (BR) RTS 05/11/2020	ES	EUR	306	1,254	0.00
				214,622	0.38
산업재					
Ferrovial	ES	EUR	7,553	140,296	0.25
Cia de Locacao das Americas	BR	BRL	12,881	49,160	0.09
Ryanair Holdings	IE	EUR	2,945	34,821	0.06
Rumo	BR	BRL	11,691	31,738	0.06
Grupo Aeroportuario del Pacifico	MX	MXN	3,510	24,804	0.04
Irish Continental Group	IE	EUR	7,127	22,377	0.04
Applus Services	ES	EUR	2,749	18,490	0.03
Alfa	MX	MXN	23,482	13,304	0.02
Localiza Rent a Car	BR	BRL	1,023	9,390	0.02
Tegma Gestao Logistica	BR	BRL	2,944	9,298	0.02
Promotora y Operadora de Infraestructura	MX	MXN	1,232	6,970	0.01
Grupo Aeroportuario del Sureste (B)	MX	MXN	647	6,343	0.01
Vietnam Engine & Argicultural Machinery	VN	VND	4,046	6,322	0.01
Aleatica	MX	MXN	6,321	5,329	0.01
Viettel Post Joint Stock	VN	VND	1,257	5,027	0.01
Hokkaido Chuo Bus	JP	JPY	2	54	0.00
				383,723	0.68
정보 기술					
Mail.Ru Group GDR	RU	USD	1,877	42,282	0.07
Amadeus IT Group	ES	EUR	348	14,246	0.03
Taiwan Union Technology	TW	TWD	2,113	6,047	0.01
				62,575	0.11
소비재					
Industria de Diseno Textil	ES	EUR	7,555	160,089	0.28
Lojas Americanas (Pref'd)	BR	BRL	9,337	32,823	0.06
Petrobras Distribuidora	BR	BRL	9,773	28,082	0.05
B2W Companhia Global	BR	BRL	1,913	21,937	0.04
Grupo SBF	BR	BRL	5,683	19,776	0.03
Glenveagh Properties	IE	EUR	20,390	14,986	0.03
Pet Center Comercio e Participacoes	BR	BRL	5,139	13,768	0.02
Dalata Hotel Group	IE	EUR	5,689	13,767	0.02
Lojas Renner	BR	BRL	2,271	12,869	0.02
Applegreen	IE	EUR	4,399	12,493	0.02
Vivara Participacoes	BR	BRL	3,383	11,179	0.02
				341,769	0.60
소비재					
JBS	BR	BRL	11,985	34,745	0.06
X5 Retail Group GDR	RU	USD	982	29,632	0.05
Cia Brasileira de Distribuicao	BR	BRL	2,045	19,019	0.03
Quang Ngai Sugar	VN	VND	6,352	7,478	0.01
				90,874	0.16
건강					
Notre Dame Intermedica Participacoes	BR	BRL	4,332	43,036	0.08
Hapvida Participacoes e Investimentos	BR	BRL	3,997	39,038	0.07
Grifols	ES	EUR	596	13,829	0.02
Danaher 1.70% 30/03/2024	US	EUR	6,351	6,732	0.01
Korian RTS 26/10/2020	FR	EUR	705	1,756	0.00
				104,391	0.18
금융					
Grupo Financiero Banorte	MX	MXN	26,870	101,390	0.18
TCS Group Holding GDR	CY	USD	4,122	84,562	0.15
B3 SA - Brasil Bolsa Balcao	BR	BRL	8,325	63,951	0.11
Kaspi KZ	KZ	USD	1,410	51,968	0.09

현재 투자종목 명세서서 2020년 10월 31일

	국가 코드	CCY	주식 또는 명목	시장 가격 EUR	% 순자산
Emirates Wts 03/01/2022	AE	USD	17,380	38,582	0.07
Bolsa Mexicana de Valores	MX	MXN	16,581	28,478	0.05
Nova Ljubljanska Banka GDR	SI	EUR	3,318	21,702	0.04
Goldman Sachs Group 2.00% 27/07/2023 EMTN	US	EUR	1,588	1,676	0.00
				392,309	0.69
부동산					
Fibra Uno Administracion REIT	MX	MXN	43,829	28,425	0.05
Blackstone Property Partners 1.40% 06/07/2022 EMTN	LU	EUR	3,176	3,228	0.01
				31,653	0.06
정부					
US Treasury 0.00% 27/11/2020	US	USD	395,788	339,700	0.60
US Treasury 0.00% 12/11/2020	US	USD	395,481	339,448	0.60
US Treasury 0.00% 03/12/2020	US	USD	395,323	339,294	0.60
US Treasury 0.00% 05/11/2020	US	USD	395,266	339,268	0.60
US Treasury 0.00% 19/11/2020	US	USD	395,266	339,257	0.60
US Treasury 0.00% 10/12/2020	US	USD	395,225	339,206	0.60
				2,036,173	3.60
주식 연계 채권					
HSBC (Bupa Arabia For Coop. (A)) ELN 30/09/2021	SA	USD	2,488	65,254	0.12
CITI (Vincom Retail (A)) ELN 19/02/2020	VN	USD	22,388	20,906	0.04
HSBC (Titan Wind Energy Suzhou (A)) ELN 20/07/2021	CN	USD	21,822	20,081	0.04
BNP (Zhejiang Supor Cookware (A)) ELN 24/02/2023	CN	USD	2,167	19,629	0.03
HSBC (Skshu Paint (A)) ELN 21/07/2021	CN	USD	313	5,959	0.01
UBS (Oppein Home Group (A)) ELN 15/06/2021	CN	USD	376	5,930	0.01
CITI (Foshan Haitian Flavouring (A)) ELN 19/02/2021	CN	USD	248	5,090	0.01
UBS (Anhui Heli (A)) ELN 21/01/2022	CN	USD	2,697	4,878	0.01
BNP (Focus Media Info (A)) ELN 10/07/2023	CN	USD	1,970	2,362	0.00
HSBC (Beijing Roborock Tech. (A)) ELN 21/09/2021	CN	USD	13	1,382	0.00
UBS (Midea Group (A)) ELN 16/11/2020	CN	USD	90	900	0.00
HSBC (Midea Group (A)) ELN 23/11/2020	CN	USD	38	375	0.00
HSBC (FPT (A)) ELN 23/11/2021	GB	USD	119	226	0.00
UBS (Midea Group (A)) ELN 21/07/2022	CN	USD	7	71	0.00
				153,043	0.27
커뮤니케이션 서비스					
Euskaltel	ES	EUR	2,460	20,094	0.04
				20,094	0.04
목록에 없음					
에너지					
Kalahari Energy*	BW	USD	1,270	0	0.00
				0	0.00
소재					
Farmers Bus Perpetual (Pref'd)*	US	USD	1,032	29,270	0.05
FARMERS BU SR F 0% (Pref'd) (Perpetual)*	US	USD	696	19,756	0.03
China Metal Recycling Holdings*	HK	HKD	24	0	0.00
				49,026	0.09
산업재					
Tradeshift Holdings*	US	USD	1,912	9,846	0.02
				9,846	0.02
정보 기술					
Innoviz Technology Service*	IL	USD	3,681	26,556	0.05
Sensetime Group*	CN	USD	36,351	11,033	0.02
Bytedance*	CN	USD	205	11,026	0.02
DBA Telecommunication Asia Holdings*	HK	HKD	95	0	0.00
				48,615	0.09
소비재					
Tiger Wheels*	ZA	ZAR	5,785	0	0.00
				0	0.00
건강					
Grail*	US	USD	188	1,917	0.00
JHL Biotech*	KY	TWD	299	421	0.00
Chime Biologics*	VG	USD	299	97	0.00
China Animal Healthcare*	BM	HKD	1,453	0	0.00
				2,435	0.00
금융					
Transferwise*	GB	USD	282	30,242	0.05
Transferwise (Pref'd)*	GB	USD	192	20,623	0.04
				50,865	0.09
단주				4	0.00
총 투자 (비용 EUR 47,607,058)				50,706,379	89.70

	CCY	기본 노출	미실현 이익 / (손실) EUR	% 순자산
차액 거래 계약				
베트남 Tech. & Commercial Joint Stock Bank (MS)	USD	20,303	(1,125)	(0.00)
			(1,125)	(0.00)

	기본 노출 EUR	미실현 이익 / (손실) EUR	% 순자산
선물환 계약			
구입 SEK 판매 EUR 에 10.41988 16/11/2020	146,419	878	0.00
구입 CHF 판매 EUR 에 1.07699 16/11/2020	68,462	616	0.00
구입 USD 판매 EUR 에 1.18162 16/11/2020	1,864	26	0.00
구입 USD 판매 EUR 에 1.18249 16/11/2020	1,414	21	0.00
구입 USD 판매 EUR 에 1.17954 16/11/2020	507	6	0.00
구입 USD 판매 EUR 에 1.17357 16/11/2020	572	4	0.00
구입 USD 판매 EUR 에 1.17260 16/11/2020	564	3	0.00
구입 USD 판매 PHP 에 0.02063 16/11/2020	3,224	(1)	(0.00)
구입 USD 판매 PHP 에 0.02058 16/11/2020	217	(1)	(0.00)
구입 USD 판매 PHP 에 0.02055 16/11/2020	184	(1)	(0.00)
구입 USD 판매 PHP 에 0.02052 16/11/2020	135	(1)	(0.00)
구입 EUR 판매 USD 에 0.85601 16/11/2020	534	(1)	(0.00)
구입 EUR 판매 USD 에 0.85062 16/11/2020	66	(1)	(0.00)
구입 EUR 판매 USD 에 0.85197 16/11/2020	492	(4)	(0.00)
구입 EUR 판매 USD 에 0.85007 16/11/2020	749	(7)	(0.00)
구입 EUR 판매 USD 에 0.84759 16/11/2020	839	(10)	(0.00)
구입 EUR 판매 USD 에 0.84583 16/11/2020	5,183	(74)	(0.00)
구입 NOK 판매 EUR 에 10.85198 16/11/2020	51,729	(1,218)	(0.00)
구입 EUR 판매 GBP 에 1.09720 16/11/2020	126,140	(1,646)	(0.00)
		(1,411)	(0.00)
A-ACC 주식 (GBP) (GBP / EUR 헤지)			
구입 GBP 판매 EUR 에 0.90629 24/11/2020	40,605	300	0.00
구입 EUR 판매 GBP 에 1.10753 24/11/2020	2,112	(8)	(0.00)
		292	0.00
A-ACC 주식 (USD) (USD / EUR 헤지)			
구입 USD 판매 EUR 에 1.17137 24/11/2020	49,429	245	0.00
구입 EUR 판매 USD 에 0.85286 24/11/2020	2,488	(15)	(0.00)
		230	0.00

	CCY	기본 노출	미실현 이익 / (손실) EUR	% 순자산
선물				
S&P 500 Emini Index Future 18/12/2020	USD	1,329,261	(26,786)	(0.05)
S&P TSX 60 Index Future 17/12/2020	CAD	1,627,681	(52,756)	(0.09)
E-Mini Russ 1000 Index Future 18/12/2020	USD	3,156,418	(90,462)	(0.16)
MSCI Europe Index Future 18/12/2020	EUR	2,459,452	(178,116)	(0.32)
			(348,120)	(0.62)

	CCY	Contracts	시장 가격 EUR	% 순자산
옵션				
구입 풋 HSI 지수 22000 29/06/2021	HKD	1	350	0.00
구입 풋 HSI 지수 21600 29/06/2021	HKD	1	164	0.00
구입 풋 한국 Kospi 200 지수 285 10/06/2021	KRW	10,880	122	0.00
구입 풋 HSCEI 지수 8300 29/09/2021	HKD	1	94	0.00
구입 풋 한국 KOSPI 200 지수 280 10/06/2021	KRW	5,346	53	0.00
			783	0.00
기타 자산 및 부채			6,169,681	10.91

Fidelity Target™ 2050 (Euro) Fund 4 - 계속

현재 투자종목 명세서서 2020년 10월 31일

	시장 가격 EUR순자산	%
순자산	56,526,709	100.00

지역별 배분

국가	국가 코드	% 순자산
미국	US	28.39
아일랜드	IE	8.78
중국	CN	7.14
영국	GB	6.69
일본	JP	5.07
독일	DE	4.48
프랑스	FR	3.39
네덜란드	NL	3.37
인도	IN	2.50
홍콩	HK	2.09
스위스	CH	1.83
스웨덴	SE	1.50
남아프리카 공화국	ZA	1.27
브라질	BR	1.25
한국	KR	1.25
스페인	ES	1.22
대만	TW	0.92
인도네시아	ID	0.82
러시아	RU	0.80
태국	TH	0.68
노르웨이	NO	0.66
멕시코	MX	0.57
덴마크	DK	0.57
싱가포르	SG	0.54
핀란드	FI	0.47
이탈리아	IT	0.43
호주	AU	0.39
룩셈부르크	LU	0.34
필리핀	PH	0.27
말레이시아	MY	0.19
베트남	VN	0.18
모나코	MC	0.16
키프로스	CY	0.15
벨기에	BE	0.14
Saudi Arabia	SA	0.12
캐나다	CA	0.10
그리스	GR	0.10
나이지리아	NG	0.10
아르헨티나	AR	0.10
아랍 에미리트	AE	0.09
카자흐스탄	KZ	0.09
이스라엘	IL	0.09
오스트리아	AT	0.08
버뮤다	BM	0.08
케냐	KE	0.07
포르투갈	PT	0.06
체코	CZ	0.05
슬로베니아	SI	0.04
페루	PE	0.02
터키	TR	0.02
뉴질랜드	NZ	0.01
스리랑카	LK	0.01
케이맨 제도	KY	0.00
버진 아일랜드 (영국령)	VG	0.00
보츠와나	BW	0.00
현금 및 기타 순자산		10.29

Fidelity Target™ 2055 (Euro) Fund [4]

현재 투자종목 명세서서 2020년 10월 31일

공인된 주식 또는 공식 증권거래소에서 거래됨

에너지

	국가 코드	CCY	주식 또는 명목	시장 가격 EUR	순자산 %
Reliance Industries	IN	INR	124	2,953	0.36
Equinor	NO	NOK	219	2,392	0.29
Total	FR	EUR	81	2,085	0.26
Royal Dutch Shell (B)	NL	GBP	181	1,874	0.23
PTT	TH	THB	1,467	1,250	0.15
Lukoil	RU	USD	25	1,073	0.13
Marathon Petroleum	US	USD	39	964	0.12
John Wood Group	GB	GBP	383	903	0.11
SBM Offshore	NL	EUR	46	642	0.08
Chevron	US	USD	10	564	0.07
Tatneft (Pref'd)	RU	USD	98	422	0.05
Cairn Energy	GB	GBP	235	363	0.04
CNOOC	CN	HKD	462	362	0.04
Lundin Energy	SE	SEK	19	320	0.04
Royal Dutch Shell (A) (NL)	NL	EUR	27	293	0.04
Galp Energia SGPS	PT	EUR	41	286	0.04
Gazprom	RU	USD	145	241	0.03
Diversified Gas & Oil	US	GBP	191	238	0.03
China Petroleum & Chemical (H)	CN	HKD	683	229	0.03
Jadestone Energy	SG	GBP	313	160	0.02
China Shenhua Energy (H)	CN	HKD	105	155	0.02
Reliance Industries	IN	INR	7	93	0.01
PetroChina (H)	CN	HKD	313	75	0.01
Reabold Resources	GB	GBP	10,682	69	0.01
Kosmos Energy	US	GBP	69	63	0.01
CGG	FR	EUR	93	44	0.01
Longboat Energy	GB	GBP	43	42	0.01
Sinopec Kantons Holdings	HK	HKD	115	36	0.00
Senex Energy	AU	AUD	119	21	0.00
Star Petroleum Refining	TH	THB	119	17	0.00
China Oilfield Services (H)	CN	HKD	32	17	0.00
Cooper Energy	AU	AUD	71	14	0.00
				18,260	2.24

유틸리티

	국가 코드	CCY	주식 또는 명목	시장 가격 EUR	순자산 %
NextEra Energy	US	USD	56	3,557	0.44
National Grid	GB	GBP	329	3,357	0.41
Enel	IT	EUR	279	1,909	0.23
Engie	FR	EUR	144	1,496	0.18
Fortum	FI	EUR	56	898	0.11
American Water Works	US	USD	6	797	0.10
CMS Energy	US	USD	13	714	0.09
RWE	DE	EUR	14	456	0.06
United Utilities Group	GB	GBP	47	447	0.05
Exelon	US	USD	11	364	0.04
Italgas	IT	EUR	64	315	0.04
Inter RAO UES P	RU	USD	3,665	202	0.02
Power Grid Corporation of (India)	IN	INR	91	179	0.02
Tenaga Nasional	MY	MYR	79	156	0.02
Rubis	FR	EUR	5	151	0.02
Mega First	MY	MYR	93	133	0.02
First Gen	PH	PHP	253	128	0.02
Cikarang Listrindo	ID	IDR	3,002	105	0.01
Guangdong Investment	HK	HKD	58	74	0.01
China Resources Power Holdings	HK	HKD	79	70	0.01
West Holdings	JP	JPY	2	53	0.01
Innogy Finance 0.75% 30/11/2022 EMTN	NL	EUR	46	47	0.01
Enel Finance International 0.00% 17/06/2024 EMTN	NL	EUR	46	47	0.01
PTC India	IN	INR	79	43	0.01
Huadian Power International (H)	CN	HKD	198	42	0.01
China Resources Gas Group	HK	HKD	10	38	0.00
CK Infrastructure Holdings	HK	HKD	8	33	0.00
Tianjin Development Holdings	HK	HKD	50	8	0.00
				15,819	1.94

소재

	국가 코드	CCY	주식 또는 명목	시장 가격 EUR	순자산 %
Air Products and Chemicals	US	USD	14	3,295	0.40
Arcelormittal	LU	EUR	178	2,079	0.25
BHP Group (UK)	AU	GBP	120	1,990	0.24
Vale ADR	BR	USD	163	1,494	0.18
Air Liquide	FR	EUR	12	1,444	0.18
FMC	US	USD	16	1,424	0.17
Endeavour Mining	MC	CAD	62	1,276	0.16
Sibanye Stillwater	ZA	ZAR	514	1,275	0.16
DuPont de Nemours	US	USD	19	912	0.11
Impala Platinum Holdings	ZA	ZAR	120	905	0.11
Celanese	US	USD	9	839	0.10
Harmony Gold Mining	ZA	ZAR	186	783	0.10
LafargeHolcim	CH	CHF	20	727	0.09
DRDGOLD	ZA	ZAR	742	696	0.09
Anglo American	GB	GBP	32	650	0.08
Victrex	GB	GBP	30	614	0.08
Asian Paints	IN	INR	20	503	0.06
Shin-Etsu Chemical	JP	JPY	4	502	0.06
Skshu Paint (A)	CN	CNY	25	478	0.06
Kenmare Resources	IE	GBP	130	419	0.05
Lundin Gold	CA	CAD	56	396	0.05
UltraTech Cement	IN	INR	7	382	0.05
SIG Combibloc Group	CH	CHF	21	377	0.05
Fuchs Petrolub (Pref'd)	DE	EUR	8	337	0.04
Synthomer	GB	GBP	80	336	0.04
African Rainbow Minerals	ZA	ZAR	28	334	0.04
Essentra	GB	GBP	107	293	0.04
Kansai Paint	JP	JPY	12	269	0.03
Sumitomo Metal Mining	JP	JPY	9	248	0.03
Huhtamaki	FI	EUR	6	247	0.03
Siam Cement	TH	THB	27	246	0.03
Wienerberger	AT	EUR	11	243	0.03
Verallia	FR	EUR	9	218	0.03
Rhi Magnesita	AT	GBP	8	216	0.03
Glencore	CH	GBP	116	201	0.02
Boliden (B)	SE	SEK	8	183	0.02
NOF	JP	JPY	5	153	0.02
Baoshan Iron & Steel (A)	CN	CNY	215	148	0.02
Anhui Conch Cement (A)	CN	CNY	21	136	0.02
Air Water	JP	JPY	10	128	0.02
Korea Zinc	KR	KRW	1	122	0.01
Nabaltec	DE	EUR	6	119	0.01
Sumitomo Bakelite	JP	JPY	5	118	0.01
BHP Group	AU	AUD	6	116	0.01
ATA IMS	MY	MYR	257	111	0.01
Nickel Mines	AU	AUD	193	104	0.01
Scientex	MY	MYR	32	79	0.01
Fuso Chemical	JP	JPY	3	75	0.01
Evolution Mining	AU	AUD	22	73	0.01
West China Cement	CN	HKD	539	69	0.01
Fufeng Group	CN	HKD	246	67	0.01
Merdeka Copper Gold	ID	IDR	597	64	0.01
Indocement Tunggal Prakarsa (A)	ID	IDR	89	63	0.01
Jiangxi Copper (H)	CN	HKD	54	56	0.01
Severstal	RU	USD	5	53	0.01
Skshu Paint (A)	CN	CNY	2	44	0.01
TOA Paint Thailand	TH	THB	46	41	0.01
POSCO	KR	KRW	1	41	0.01
Ivanhoe Mines	CA	CAD	11	36	0.00
Beijing Oriental Yuhong Waterproof Technology (A)	CN	CNY	8	36	0.00
Aluminum Corp of China	CN	HKD	186	35	0.00
Fujimi	JP	JPY	1	32	0.00
Angang Steel (H)	CN	HKD	129	32	0.00
Lotte Chemical Titan Holding	MY	MYR	70	30	0.00
Sahamitr Pressure Container	TH	THB	94	29	0.00
Gold Road Resources	AU	AUD	35	28	0.00
Shenzhen YUTO Packaging Technology	CN	CNY	7	25	0.00
Westgold Resources	AU	AUD	15	24	0.00
PPC	ZA	ZAR	866	24	0.00
Saracen Mineral Holdings	AU	AUD	6	22	0.00
Greatview Aseptic Packaging	CN	HKD	55	20	0.00
Wonik Materials	KR	KRW	1	15	0.00
St Barbara	AU	AUD	8	13	0.00
Blackstone Minerals	AU	AUD	61	13	0.00
Hansol Chemical	KR	KRW	1	11	0.00
Shenzhen YUTO Packaging Technology	CN	CNY	3	10	0.00
Baoshan Iron & Steel (A)	CN	CNY	14	10	0.00
Bardoc Gold	AU	AUD	186	8	0.00
Musgrave Minerals	AU	AUD	16	5	0.00
				29,269	3.58

산업재

	국가 코드	CCY	주식 또는 명목	시장 가격 EUR	순자산 %
Wolters Kluwer	NL	EUR	60	4,206	0.52
Siemens	DE	EUR	40	4,037	0.49
SKF	SE	SEK	168	2,957	0.36
Norfolk Southern	US	USD	16	2,907	0.36
Allison Transmission Holdings	US	USD	83	2,528	0.31
Johnson Controls International	US	USD	52	1,884	0.23
Epiroc	SE	SEK	153	1,883	0.23
RELX	GB	EUR	105	1,794	0.22
TransUnion	US	USD	26	1,787	0.22
DCC	IE	GBP	29	1,635	0.20
Daikin Industries	JP	JPY	9	1,526	0.19
MISUMI Group	JP	JPY	59	1,496	0.18
XPO Logistics	US	USD	17	1,302	0.16
FANUC	JP	JPY	7	1,210	0.15
Meggitt	GB	GBP	386	1,173	0.14

* 이사회 결정으로 가격이 책정된 유가증권.
전체 주석 목록은 6페이지에 나와 있습니다.
별첨 재무제표에 대한 주석은 본 재무제표의 중요한 일부입니다. 투자종목 명세서 및 지역별 배분의 순자산 비율은 반올림되었습니다.

현재 투자종목 명세서서 2020년 10월 31일

	국가 코드	CCY	주식 또는 명목	시장 가격 EUR순	% 자산
Nidec	JP	JPY	13	1,130	0.14
Kansas City Southern	US	USD	7	1,063	0.13
Wizz Air Holdings	CH	GBP	30	1,051	0.13
Harmonic Drive Systems	JP	JPY	18	1,015	0.12
Oshkosh	US	USD	17	1,001	0.12
Recruit Holdings	JP	JPY	30	982	0.12
Daifuku	JP	JPY	10	918	0.11
Makita	JP	JPY	23	876	0.11
Aalberts	NL	EUR	30	873	0.11
JB Hunt Transport Services	US	USD	8	872	0.11
Techtronic Industries	HK	HKD	75	870	0.11
United Rentals	US	USD	6	855	0.10
WW Grainger	US	USD	3	811	0.10
ITOCHU	JP	JPY	38	792	0.10
Sandvik	SE	SEK	49	755	0.09
Casella Waste Systems	US	USD	16	754	0.09
SMC	JP	JPY	2	709	0.09
Vinci	FR	EUR	10	701	0.09
FTI Consulting	US	USD	8	680	0.08
Fortive	US	USD	12	641	0.08
Flughafen Zuerich	CH	CHF	4	517	0.06
Greentown Service Group	CN	HKD	501	472	0.06
Safran	FR	EUR	5	446	0.05
ManpowerGroup	US	USD	7	427	0.05
Balfour Beatty	GB	GBP	177	419	0.05
THK	JP	JPY	18	403	0.05
Airports of Thailand	TH	THB	267	378	0.05
DKSH Holding	CH	CHF	6	355	0.04
Assa Abloy	SE	SEK	19	353	0.04
L3Harris Technologies	US	USD	3	349	0.04
Alpha Financial Markets Consulting	GB	GBP	143	342	0.04
Morgan Advanced Materials	GB	GBP	118	329	0.04
UT Group	JP	JPY	12	312	0.04
Inwido	SE	SEK	34	307	0.04
Varta	DE	EUR	3	298	0.04
Controladora Vuela Cia de Aviacion ADR	MX	USD	44	294	0.04
Inspired Energy	GB	GBP	1,932	274	0.03
Yaskawa Electric	JP	JPY	8	261	0.03
Air Lease	US	USD	10	242	0.03
RELX	GB	GBP	14	234	0.03
Hitachi Construction Machinery	JP	JPY	11	224	0.03
SHO-BOND Holdings	JP	JPY	5	208	0.03
Zhuzhou CRRC Times Electric (H)	CN	HKD	75	197	0.02
Penta-Ocean Construction	JP	JPY	36	194	0.02
SITC International Holdings	HK	HKD	136	180	0.02
LISI	FR	EUR	12	169	0.02
Clarkson	GB	GBP	7	166	0.02
Siemens Energy	DE	EUR	8	159	0.02
Singapore Technologies Engineering	SG	SGD	72	158	0.02
Simplybiz Group	GB	GBP	103	157	0.02
HeadHunter Group ADR	RU	USD	8	154	0.02
Sany Heavy Industry (A)	CN	CNY	45	149	0.02
Arwana Citramulia	ID	IDR	4,746	138	0.02
Kerry Logistics Network	HK	HKD	76	136	0.02
Trusco Nakayama	JP	JPY	6	133	0.02
International Container Terminal Services	PH	PHP	64	130	0.02
Makuake	JP	JPY	1	129	0.02
COMSYS Holdings	JP	JPY	6	125	0.02
Grupo Aeroportuario del Sureste ADR (B)	MX	USD	1	123	0.02
ZTO Express Cayman ADR	CN	USD	5	114	0.01
CKD	JP	JPY	8	113	0.01
Raksul	JP	JPY	2	101	0.01
LT Group	PH	PHP	469	96	0.01
Titan Wind Energy Suzhou	CN	CNY	103	95	0.01
Honeywell International 0.00% 10/03/2024	US	EUR	93	93	0.01
Caverion	FI	EUR	15	87	0.01
Miura	JP	JPY	2	85	0.01
Weichai Power (A)	CN	CNY	41	80	0.01
Cebu Air	PH	PHP	116	80	0.01
Ayala	PH	PHP	6	78	0.01
Sinotruk (Hong Kong)	CN	HKD	35	76	0.01
GT Capital Holdings	PH	PHP	9	72	0.01
Beijing Capital International Airport (H)	CN	HKD	137	72	0.01
Hitachi Transport System	JP	JPY	3	71	0.01
Senior	GB	GBP	116	70	0.01
Sinotrans (H)	CN	HKD	272	69	0.01
Fuji Electric	JP	JPY	3	66	0.01
Daqin Railway (A)	CN	CNY	81	66	0.01
Kubota	JP	JPY	4	62	0.01
Kung Long Batteries Industrial	TW	TWD	15	61	0.01
Pacific Basin Shipping	HK	HKD	483	60	0.01
Country Garden Services Holdings	CN	HKD	11	60	0.01
MonotaRO	JP	JPY	1	59	0.01
Titan Wind Energy Suzhou	CN	CNY	60	55	0.01
Weichai Power (H)	CN	HKD	32	52	0.01
Nihon Flush	JP	JPY	5	51	0.01
Siemens Financier 0.125% 05/06/2022 EMTN	NL	EUR	46	47	0.01
Guangshen Railway (H)	CN	HKD	331	47	0.01
Nomura	JP	JPY	8	45	0.01
Service Stream	AU	AUD	36	43	0.01
Ushio	JP	JPY	4	41	0.01
Rozetta	JP	JPY	2	40	0.00
Air China (H)	CN	HKD	68	38	0.00
Sime Darby	MY	MYR	74	37	0.00
SBS Transit	SG	SGD	21	37	0.00
Nippo	JP	JPY	2	37	0.00
Shanghai M&G Stationery	CN	CNY	4	36	0.00
Hyundai Mipo Dockyard	KR	KRW	2	36	0.00
China Southern Airlines (H)	CN	HKD	79	36	0.00
CIMC Enric Holdings	HK	HKD	87	35	0.00
Sinopec Engineering Group (H)	CN	HKD	103	34	0.00
Sino-Thai Engineering & Construction	TH	THB	118	33	0.00
Dynasty Ceramic	TH	THB	528	33	0.00
Surya Pertiwi	ID	IDR	1,343	31	0.00
Kito	JP	JPY	3	31	0.00
Sany Heavy Industry (A)	CN	CNY	9	29	0.00
Muhibbah Engineering	MY	MYR	176	27	0.00
Taikisha	JP	JPY	1	26	0.00
Raito Kogyo	JP	JPY	2	25	0.00
Trellidor Holdings	ZA	ZAR	248	21	0.00
Techno Smart	JP	JPY	3	20	0.00
Keppel	SG	SGD	7	20	0.00
China State Construction Engineering	CN	CNY	30	20	0.00
Qingdao Port International	CN	HKD	39	19	0.00
Nitto Boseki	JP	JPY	1	19	0.00
ZTO Express Cayman	CN	HKD	1	18	0.00
Nitta	JP	JPY	1	18	0.00
Hong Leong Industries	MY	MYR	12	18	0.00
KEC International	IN	INR	4	16	0.00
Geumhwa PSC	KR	KRW	1	14	0.00
China Railway Group (H)	CN	HKD	36	14	0.00
Cardig Aero Services	ID	IDR	1,186	14	0.00
BOC Aviation	SG	HKD	3	13	0.00
Nippon Road Co	JP	JPY	1	12	0.00
NARI Technology	CN	CNY	4	10	0.00
Hirano Tecseed/Kinzoku	JP	JPY	1	9	0.00
Sumitomo Densetsu	JP	JPY	1	8	0.00
Monalisa Group	CN	CNY	2	8	0.00
Koentec	KR	KRW	1	8	0.00
Anhui Heli Co	CN	CNY	4	7	0.00
Weichai Power (A)	CN	CNY	2	5	0.00
TK Group Holdings	CN	HKD	11	3	0.00
China Index Holdings ADR	CN	USD	3	3	0.00
Business Online	TH	THB	20	3	0.00
Kosaido	JP	JPY	1	1	0.00
				62,904	7.70

정보 기술

Microsoft	US	USD	61	10,555	1.29
Tencent Holdings	CN	HKD	147	9,598	1.18
Alphabet (A)	US	USD	6	8,157	1.00
Taiwan Semiconductor Manufacturing	TW	TWD	433	5,614	0.69
Apple	US	USD	60	5,577	0.68
Facebook	US	USD	23	5,265	0.64
Samsung Electronics	KR	KRW	110	4,745	0.58
Visa	US	USD	28	4,259	0.52
SAP	DE	EUR	46	4,173	0.51
NXP Semiconductors	NL	USD	27	3,110	0.38
Salesforce.com	US	USD	13	2,663	0.33
Intel	US	USD	68	2,581	0.32
Fidelity National Information Services	US	USD	24	2,561	0.31
Infosys	IN	INR	205	2,516	0.31
Alphabet	US	USD	2	2,129	0.26
Fiserv	US	USD	24	1,925	0.24
Capgemini	FR	EUR	18	1,830	0.22
Qualcomm	US	USD	17	1,809	0.22
Keyence	JP	JPY	5	1,783	0.22
SK Hynix	KR	KRW	24	1,458	0.18
Sage Group	GB	GBP	204	1,444	0.18
VMware	US	USD	12	1,324	0.16
Lam Research	US	USD	4	1,307	0.16
NAVER	KR	KRW	6	1,262	0.15
SS&C Technologies Holdings	US	USD	25	1,249	0.15
Murata Manufacturing	JP	JPY	20	1,220	0.15
IPG Photonics	US	USD	7	1,107	0.14
Workday	US	USD	6	1,103	0.14
SYNNEX	US	USD	10	1,090	0.13
Shimadzu	JP	JPY	44	1,072	0.13
Tata Consultancy Services	IN	INR	34	1,058	0.13
MediaTek	TW	TWD	49	995	0.12

현재 투자종목 명세서서 2020년 10월 31일

	국가 코드	CCY	주식 또는 명목	시장 가격 EUR순	% 자산
CDW	US	USD	8	884	0.11
Oracle	US	USD	17	810	0.10
TDK	JP	JPY	8	804	0.10
Tokyo Electron	JP	JPY	3	790	0.10
Azbil	JP	JPY	22	770	0.09
Hamamatsu Photonics KK	JP	JPY	17	747	0.09
Cognex	US	USD	12	707	0.09
Infineon Technologies	DE	EUR	29	689	0.08
Micron Technology	US	USD	16	670	0.08
Disco	JP	JPY	3	654	0.08
Foxconn Industrial Internet (A)	CN	CNY	360	631	0.08
Coherent	US	USD	6	630	0.08
Nutanix	US	USD	29	610	0.07
RingCentral	US	USD	3	586	0.07
Samsung SDI	KR	KRW	2	570	0.07
Software	DE	EUR	18	545	0.07
Littelfuse	US	USD	3	518	0.06
Applied Materials	US	USD	10	501	0.06
Entegris	US	USD	7	468	0.06
Pagseguro Digital	BR	USD	15	460	0.06
Ciena	US	USD	13	452	0.06
Infosys ADR	IN	USD	37	446	0.05
Cognizant Technology Solutions	US	USD	7	428	0.05
Renesas Electronics	JP	JPY	60	423	0.05
Rohm	JP	JPY	6	413	0.05
New Relic	US	USD	7	365	0.04
Check Point Software Technologies (H)	IL	USD	4	351	0.04
Dell Technologies	US	USD	7	350	0.04
SDL	GB	GBP	44	341	0.04
Yokogawa Electric	JP	JPY	27	339	0.04
Advanced Energy Industries	US	USD	6	339	0.04
Western Digital	US	USD	11	337	0.04
MKS Instruments	US	USD	4	331	0.04
Z Holdings	JP	JPY	54	324	0.04
Aptitude Software Group	GB	GBP	60	323	0.04
Globant	AR	USD	2	319	0.04
Iriso Electronics	JP	JPY	10	316	0.04
Justsystems	JP	JPY	6	313	0.04
SCREEN Holdings	JP	JPY	6	298	0.04
Telefonaktiebolaget LM Ericsson	SE	SEK	30	287	0.04
Citrix Systems	US	USD	3	287	0.04
Lenovo Group	CN	HKD	508	274	0.03
Hitachi	JP	JPY	9	271	0.03
Xilinx	US	USD	3	270	0.03
Cisco Systems	US	USD	9	262	0.03
Dialog Semiconductor	GB	EUR	8	261	0.03
MasterCard	US	USD	1	258	0.03
Baidu ADR	CN	USD	2	248	0.03
Autohome ADR	CN	USD	3	236	0.03
Taiyo Yuden	JP	JPY	7	229	0.03
Amdocs	US	USD	5	229	0.03
Alten	FR	EUR	3	228	0.03
AIXTRON	DE	EUR	24	228	0.03
Sopra Steria Group	FR	EUR	2	208	0.03
Hangzhou Hikvision Digital Technology (A)	CN	CNY	34	197	0.02
Sansan	JP	JPY	3	182	0.02
AAC Technologies Holdings	CN	HKD	36	164	0.02
Fujitsu	JP	JPY	1	149	0.02
DXC Technology	US	USD	9	139	0.02
Foxconn Industrial Internet	CN	CNY	70	123	0.02
NEC	JP	JPY	3	119	0.01
Samsung Electronics Perpetual (Pref'd)	KR	KRW	3	116	0.01
giftee	JP	JPY	5	114	0.01
TravelSky Technology	CN	HKD	62	112	0.01
Kamakura Shinsho	JP	JPY	12	99	0.01
Horiba	JP	JPY	2	96	0.01
Obic	JP	JPY	1	95	0.01
Hennge KK	JP	JPY	2	94	0.01
Eizo	JP	JPY	3	94	0.01
Digital Garage	JP	JPY	3	88	0.01
Hon Hai Precision Industry	TW	TWD	37	87	0.01
Sabre	US	USD	14	77	0.01
Sunny Optical Technology (H)	CN	HKD	5	72	0.01
Appen	AU	AUD	4	71	0.01
Redington India	IN	INR	46	69	0.01
FPT	VN	VND	36	69	0.01
Information Services International-Dentsu	JP	JPY	1	67	0.01
Momo ADR	CN	USD	5	66	0.01
Fidelity National Info. Services 0.75% 21/05/2023	US	EUR	65	66	0.01
Optex Group	JP	JPY	5	60	0.01
NEC Networks & System Integration	JP	JPY	4	54	0.01
Shinko Electric Industries	JP	JPY	3	49	0.01
Ming Yuan Cloud Group Holdings	CN	HKD	13	48	0.01
NET One Systems	JP	JPY	2	47	0.01
Fidelity National Info. Services 0.40% 15/01/2021	US	EUR	46	46	0.01
Advantech	TW	TWD	5	44	0.01
Fabrinet	TH	USD	1	42	0.01
Itochu Techno-Solutions	JP	JPY	1	41	0.01
Chatwork	JP	JPY	2	41	0.01
Atea	NO	NOK	4	41	0.01
m-up Holdings	JP	JPY	2	40	0.00
Nomura Research Institute	JP	JPY	2	39	0.00
Freee KK	JP	JPY	1	37	0.00
Hinduja Global Solutions	IN	INR	5	36	0.00
Powertech Technology	TW	TWD	14	35	0.00
Dip	JP	JPY	2	35	0.00
ASM Pacific Technology	HK	HKD	4	34	0.00
Tech Mahindra	IN	INR	4	33	0.00
PT Metrodata Electronics	ID	IDR	333	31	0.00
Alps Electric	JP	JPY	3	31	0.00
Venture	SG	SGD	2	30	0.00
Otsuka	JP	JPY	1	28	0.00
KoMiCo	KR	KRW	1	26	0.00
Chroma ATE	TW	TWD	6	26	0.00
My EG Services	MY	MYR	89	25	0.00
Polytronics Technology	TW	TWD	9	24	0.00
China Railway Signal & Communication Corp (H)	CN	HKD	85	24	0.00
Spigen Korea	KR	KRW	1	19	0.00
Netbay (F)	TH	THB	27	19	0.00
Hytera Communications (B)	CN	CNY	20	19	0.00
Elite Material	TW	TWD	4	19	0.00
Cyient	IN	INR	4	18	0.00
Bengo4.com	JP	JPY	1	17	0.00
Japan Material	JP	JPY	1	15	0.00
Largan Precision	TW	TWD	1	14	0.00
Silergy	CN	TWD	1	8	0.00
Computer Age Management Services	IN	INR	1	8	0.00
SHIFT	JP	JPY	1	4	0.00
				123,999	15.18

소비재

Amazon.com	US	USD	3	7,383	0.90
Alibaba Group Holding	CN	HKD	209	6,802	0.83
Charter Communications	US	USD	13	6,662	0.82
Alibaba Group Holding ADR	CN	USD	19	4,901	0.60
Publicis Groupe	FR	EUR	124	3,708	0.45
Prosus	NL	EUR	39	3,363	0.41
McDonald's	US	USD	15	2,679	0.33
Naspers	ZA	ZAR	16	2,674	0.33
Booking Holdings	US	USD	2	2,613	0.32
Nike	US	USD	22	2,231	0.27
Takeaway.com	NL	EUR	21	2,013	0.25
Lowe's Cos	US	USD	13	1,710	0.21
Galaxy Entertainment Group	HK	HKD	296	1,681	0.21
Puma	DE	EUR	22	1,640	0.20
Shimano	JP	JPY	8	1,541	0.19
New Oriental Education & Technology Group ADR	CN	USD	11	1,525	0.19
NVR	US	USD	1	1,305	0.16
Altice USA	US	USD	53	1,218	0.15
Liberty Media Group	US	USD	36	1,111	0.14
Midea Group (A)	CN	CNY	110	1,099	0.13
Pearson	GB	GBP	191	1,084	0.13
Persimmon	GB	GBP	41	1,075	0.13
Trip.com Group ADR	CN	USD	44	1,069	0.13
Fast Retailing	JP	JPY	2	973	0.12
AutoZone	US	USD	1	833	0.10
Burlington Stores	US	USD	5	796	0.10
Service Corp International	US	USD	19	775	0.09
Stanley Electric	JP	JPY	31	768	0.09
Papa John's International	US	USD	11	749	0.09
Shenzhou International Group Holdings	CN	HKD	49	725	0.09
ServiceMaster Global Holdings	US	USD	17	709	0.09
Activision Blizzard	US	USD	10	660	0.08
JD.com	CN	HKD	18	641	0.08
ANTA Sports Products	CN	HKD	65	622	0.08
Gree Electric Appliances Inc of Zhuhai	CN	CNY	82	613	0.08
Hyundai Mobis	KR	KRW	3	595	0.07
Pan Pacific International Holdings	JP	JPY	31	574	0.07
Meituan Dianping	CN	HKD	17	552	0.07
Laureate Education	US	USD	50	552	0.07
Foschini Group	ZA	ZAR	121	549	0.07
Eicher Motors	IN	INR	23	549	0.07
JD.com ADR	CN	USD	8	548	0.07
Maruti Suzuki India	IN	INR	7	542	0.07
Porsche Automobil Holding Perpetual (Pref'd)	DE	EUR	11	521	0.06
Volkswagen (Pref'd)	DE	EUR	4	518	0.06
Zhejiang Supor (A)	CN	CNY	55	494	0.06
Vistry Group	GB	GBP	78	474	0.06
Zhongsheng Group Holdings	CN	HKD	77	473	0.06
EssilorLuxottica	FR	EUR	4	468	0.06

현재 투자종목 명세서서 2020년 10월 31일

	국가 코드	CCY	주식 또는 명목	시장 가격 EUR순	% 자산
Dollar Tree	US	USD	6	464	0.06
TAL Education Group ADR	CN	USD	8	445	0.05
MercadoLibre	AR	USD	1	442	0.05
Vivo Energy	GB	GBP	518	435	0.05
OPAP (A)	GR	EUR	60	417	0.05
DouYu International Holdings ADR	CN	USD	31	401	0.05
Detsky Mir	RU	USD	332	394	0.05
Guangzhou Automobile Group (H)	CN	HKD	440	389	0.05
Li Ning	CN	HKD	87	387	0.05
Toyo Tire & Rubber	JP	JPY	30	384	0.05
Nokian Renkaat	FI	EUR	14	381	0.05
Koito Manufacturing	JP	JPY	9	374	0.05
Jumbo	GR	EUR	31	372	0.05
Fiat Chrysler Automobiles	GB	EUR	35	371	0.05
Pepkor Holdings	ZA	ZAR	569	359	0.04
NetEase ADR	CN	USD	5	347	0.04
Team17 Group	GB	GBP	41	323	0.04
Advance Auto Parts	US	USD	3	320	0.04
Tapestry	US	USD	16	316	0.04
Shop Apotheke Europe	NL	EUR	2	308	0.04
D'ieteren	BE	EUR	7	307	0.04
Afya	BR	USD	15	298	0.04
Boozt	SE	SEK	21	294	0.04
Nifco	JP	JPY	11	292	0.04
Dongfeng Motor Group (H)	CN	HKD	481	291	0.04
Suzuki Motor	JP	JPY	8	278	0.03
China International Travel Service (A)	CN	CNY	11	278	0.03
Gree Electric Appliances of Zhuhai	CN	CNY	37	276	0.03
Musti Group	FI	EUR	13	262	0.03
Autoliv	SE	USD	4	251	0.03
Watches of Switzerland Group	GB	GBP	57	249	0.03
Basic-Fit	NL	EUR	12	249	0.03
Coats Group	GB	GBP	386	244	0.03
Central Retail	TH	THB	318	234	0.03
4imprint Group	GB	GBP	10	232	0.03
Honda Motor	JP	JPY	11	215	0.03
HelloFresh	DE	EUR	5	215	0.03
Yamaha	JP	JPY	5	205	0.03
Denso	JP	JPY	5	203	0.02
Famous Brands	ZA	ZAR	85	195	0.02
Kendrion	NL	EUR	12	185	0.02
adidas	DE	EUR	1	178	0.02
Gym Group	GB	GBP	116	178	0.02
Cairn Homes	IE	EUR	212	167	0.02
Focus Media Information Technology	CN	CNY	136	164	0.02
THG Holding	GB	GBP	22	163	0.02
ScS Group	GB	GBP	76	162	0.02
Headlam Group	GB	GBP	54	159	0.02
eBay	US	USD	4	144	0.02
Mavi Giyim Sanayi Ve Ticaret	TR	TRY	36	139	0.02
Crystal International Group	HK	HKD	585	139	0.02
Ryohin Keikaku	JP	JPY	7	133	0.02
MR DIY Group (M)	MY	MYR	350	126	0.02
Jiumaojiu International Holdings	CN	HKD	65	123	0.02
Jollibee Foods	PH	PHP	38	115	0.01
Dream International	HK	HKD	390	115	0.01
Nojima	JP	JPY	5	113	0.01
Weifu High-Technology Group	CN	HKD	65	103	0.01
Midea Group	CN	CNY	10	100	0.01
Selamat Sempurna	ID	IDR	1,191	97	0.01
Brilliance China Automotive Holdings	HK	HKD	131	97	0.01
Sky 1.50% 15/09/2021 EMTN	GB	EUR	93	94	0.01
RELX Finance 0.00% 18/03/2024	NL	EUR	93	93	0.01
Subaru	JP	JPY	6	87	0.01
Sun International (South Africa)	ZA	ZAR	114	81	0.01
SAIC Motor (A)	CN	CNY	27	80	0.01
Oriental Land	JP	JPY	1	80	0.01
Hostelworld Group	IE	GBP	134	75	0.01
Somboon Advance Technology	TH	THB	195	71	0.01
Baozun	CN	HKD	7	70	0.01
China Yongda Automobiles Services Holdings	CN	HKD	56	69	0.01
Sony	JP	JPY	1	66	0.01
HUYA ADR	CN	USD	3	58	0.01
Chaowei Power Holdings	CN	HKD	186	55	0.01
Xingda International Holdings	CN	HKD	241	53	0.01
Wilcon Depot	PH	PHP	210	53	0.01
Seria	JP	JPY	2	51	0.01
McDonald's 4.00% 17/02/2021 EMTN	US	EUR	46	47	0.01
BMW Finance 0.125% 12/01/2021 EMTN	NL	EUR	46	46	0.01
Map Aktif Adiperkasa	ID	IDR	371	45	0.01
Pacific Textiles Holdings	HK	HKD	91	44	0.01
Baozun ADR	CN	USD	1	42	0.01
Round One	JP	JPY	6	37	0.00
Chow Tai Fook Jewellery Group	HK	HKD	33	37	0.00
KIYO Learning	JP	JPY	1	36	0.00
Central Automotive Products	JP	JPY	2	35	0.00
Sebang Global Battery	KR	KRW	2	34	0.00
Fast Food Indonesia	ID	IDR	644	34	0.00
Chow Sang Sang Holdings International	HK	HKD	36	33	0.00
Demae-Can	JP	JPY	1	32	0.00
Shine Corporate	AU	AUD	61	31	0.00
Plan B Media	TH	THB	203	30	0.00
Tianneng Power International	CN	HKD	20	28	0.00
Texwinca Holdings	HK	HKD	215	28	0.00
Bestway Global Holding	CN	HKD	137	28	0.00
Teejay Lanka	LK	LKR	197	27	0.00
Rinnai	JP	JPY	1	27	0.00
MakeMyTrip	IN	USD	2	26	0.00
Astra Otoparts	ID	IDR	519	26	0.00
Sabina	TH	THB	44	25	0.00
Jaya Bersama Indo	ID	IDR	1,515	25	0.00
Vipshop Holdings ADR	CN	USD	1	23	0.00
Koshidaka Holdings	JP	JPY	7	23	0.00
Wuhu Sanqi Interactive Entertainment	CN	CNY	6	22	0.00
Texhong Textile Group	HK	HKD	34	22	0.00
China Literature	CN	HKD	3	20	0.00
Mitra Adiperkasa	ID	IDR	496	19	0.00
Xtep International Holdings	CN	HKD	61	18	0.00
NetEase	CN	HKD	1	18	0.00
JINS	JP	JPY	1	18	0.00
WPP AUNZ	AU	AUD	66	17	0.00
Nien Made Enterprise	TW	TWD	2	17	0.00
China South Publishing & Media Group (A)	CN	CNY	12	17	0.00
Bapcor	AU	AUD	4	17	0.00
SL	KR	KRW	1	15	0.00
Oppein Home Group	CN	CNY	1	15	0.00
Rakuten	JP	JPY	2	14	0.00
Com2uS	KR	KRW	1	14	0.00
China South Publishing & Media Group	CN	CNY	10	14	0.00
Yadea Group Holdings	CN	HKD	10	13	0.00
Think Childcare	AU	AUD	21	13	0.00
Oppein Home Group	CN	CNY	1	13	0.00
Mercari	JP	JPY	1	13	0.00
Taiwan Sakura	TW	TWD	8	12	0.00
China Dongxiang Group	CN	HKD	108	12	0.00
Parkson Retail Group	CN	HKD	449	11	0.00
China International Travel Service	CN	CNY	1	11	0.00
Skyworth Group	HK	HKD	45	10	0.00
Piolax	JP	JPY	1	8	0.00
Embry Holdings	HK	HKD	74	8	0.00
Bafang Electric Suzhou	CN	CNY	1	8	0.00
Tokyo Radiator Manufacturing	JP	JPY	1	4	0.00
Bafang Electric Suzhou	CN	CNY	1	4	0.00
Twenty-four seven	JP	JPY	1	3	0.00
				95,362	**11.68**

소비재

Unilever	GB	EUR	87	4,223	0.52
British American Tobacco	GB	GBP	139	3,786	0.46
Swedish Match	SE	SEK	58	3,764	0.46
Walmart	US	USD	26	3,081	0.38
Coca-Cola	US	USD	73	2,979	0.36
Beiersdorf	DE	EUR	31	2,747	0.34
Unilever	GB	GBP	50	2,449	0.30
Tesco	GB	GBP	1,058	2,419	0.30
Nestle	CH	CHF	25	2,393	0.29
China Mengniu Dairy	HK	HKD	573	2,315	0.28
Associated British Foods	GB	GBP	114	2,156	0.26
Imperial Brands	GB	GBP	146	1,988	0.24
L'Oreal	FR	EUR	7	1,896	0.23
Koninklijke Ahold Delhaize	NL	EUR	70	1,645	0.20
Kweichow Moutai (A)	CN	CNY	7	1,503	0.18
Sprouts Farmers Market	US	USD	62	1,025	0.13
Monster Beverage	US	USD	16	1,020	0.12
CP ALL	TH	THB	664	982	0.12
Tyson Foods	US	USD	20	969	0.12
Vietnam Dairy Products	VN	VND	173	690	0.08
Coca-Cola European Partners	GB	USD	22	684	0.08
Thai Beverage	TH	SGD	1,562	570	0.07
Pernod Ricard	FR	EUR	4	567	0.07
Bid	ZA	ZAR	47	559	0.07
China Resources Beer Holdings	HK	HKD	102	542	0.07
Hindustan Unilever	IN	INR	22	519	0.06
Wm Morrison Supermarkets	GB	GBP	275	497	0.06
Britvic	GB	GBP	51	418	0.05
Archer-Daniels-Midland	US	USD	9	341	0.04
Royal Unibrew	DK	DKK	4	301	0.04
Kroger	US	USD	10	273	0.03
Bunge	US	USD	5	266	0.03
Budweiser Brewing Co APAC	HK	HKD	103	260	0.03

현재 투자종목 명세서서 2020년 10월 31일

	국가 코드	CCY	주식 또는 명목	시장 가격 EUR순	% 자산
Welcia Holdings	JP	JPY	7	245	0.03
Kao	JP	JPY	4	224	0.03
Nongfu Spring	CN	HKD	55	215	0.03
Smoore International Holdings	CN	HKD	37	166	0.02
Kotobuki Spirits	JP	JPY	4	159	0.02
Gudang Garam	ID	IDR	64	154	0.02
Robinsons Retail Holdings	PH	PHP	133	151	0.02
Kweichow Moutai	CN	CNY	1	150	0.02
Sun Art Retail Group	HK	HKD	158	147	0.02
Sakata Seed	JP	JPY	5	143	0.02
Foshan Haitian Flavouring & Food (B)	CN	CNY	7	140	0.02
Indofood Sukses Makmur	ID	IDR	329	134	0.02
Puregold Price Club	PH	PHP	174	127	0.02
Uni-President China Holdings	CN	HKD	150	112	0.01
Shiseido	JP	JPY	2	109	0.01
BAT Int'l Finance 4.875% 24/02/2021 EMTN	GB	EUR	93	94	0.01
Charoen Pokphand (Indonesia)	ID	IDR	256	87	0.01
Carabao Group	TH	THB	28	85	0.01
Japfa	SG	SGD	206	84	0.01
RFM	PH	PHP	993	83	0.01
First Resources	SG	SGD	110	83	0.01
WH Group	HK	HKD	120	81	0.01
Yantai Changyu Pioneer Wine	CN	HKD	51	79	0.01
Saigon Beer Alcohol Beverage	VN	VND	11	74	0.01
Altria Group 1.00% 15/02/2023	US	EUR	70	71	0.01
Osotspa	TH	THB	80	70	0.01
Coles Group	AU	AUD	6	69	0.01
Sheng Siong	SG	SGD	64	67	0.01
Asian Seafoods Coldstorage	TH	THB	171	62	0.01
Convenience Retail Asia	HK	HKD	112	54	0.01
Heineken (Malaysia)	MY	MYR	14	51	0.01
Carlsberg Brewery (Malaysia)	MY	MYR	12	47	0.01
Tingyi Cayman Islands Holding	CN	HKD	28	44	0.01
Laobaixing Pharmacy Chain	CN	CNY	5	43	0.01
Industri Jamu Dan Farmasi Sido Muncul	ID	IDR	847	40	0.00
Bumitama Agri	ID	SGD	147	40	0.00
Japfa Comfeed Indonesia	ID	IDR	630	39	0.00
Century Pacific Food	PH	PHP	137	38	0.00
Siam Makro	TH	THB	34	37	0.00
Dairy Farm International Holdings	HK	USD	11	37	0.00
Ultrajaya Milk Industry & Trading	ID	IDR	366	35	0.00
China Foods	HK	HKD	114	33	0.00
Shinnihonseiyaku	JP	JPY	1	31	0.00
Vinda International Holdings	HK	HKD	10	23	0.00
Changshouhua Food	CN	HKD	47	21	0.00
Delfi	SG	SGD	48	19	0.00
Blackmores	AU	AUD	1	12	0.00
Ceylon Cold Stores	LK	LKR	3	10	0.00
Bestore	CN	CNY	1	7	0.00
Shenguan Holdings Group	CN	HKD	134	4	0.00
Sagami Rubber Industries	JP	JPY	1	4	0.00
				53,961	6.61

건강

	국가 코드	CCY	주식 또는 명목	시장 가격 EUR순	% 자산
Sanofi	FR	EUR	101	7,801	0.96
Roche Holding	CH	CHF	19	5,350	0.66
Koninklijke Philips	NL	EUR	103	4,094	0.50
Horizon Therapeutics	US	USD	54	3,462	0.42
Baxter International	US	USD	41	2,721	0.33
Novo Nordisk	DK	DKK	49	2,683	0.33
AbbVie	US	USD	37	2,652	0.32
Fresenius Medical Care	DE	EUR	40	2,622	0.32
UnitedHealth Group	US	USD	10	2,545	0.31
Thermo Fisher Scientific	US	USD	6	2,435	0.30
ICON	IE	USD	14	2,145	0.26
Zimmer Biomet Holdings	US	USD	19	2,129	0.26
HCA Healthcare	US	USD	18	1,907	0.23
AmerisourceBergen	US	USD	22	1,836	0.22
Abbott Laboratories	US	USD	16	1,452	0.18
Wuxi Biologics Cayman	CN	HKD	54	1,308	0.16
Stryker	US	USD	7	1,177	0.14
Olympus	JP	JPY	71	1,167	0.14
Boston Scientific	US	USD	39	1,157	0.14
Innovent Biologics	CN	HKD	172	1,093	0.13
Roche Holding (B)	CH	CHF	4	1,033	0.13
Genus	GB	GBP	18	826	0.10
Hansoh Pharmaceutical Group	CN	HKD	210	807	0.10
Hoya	JP	JPY	8	793	0.10
Bayer	DE	EUR	17	668	0.08
Santen Pharmaceutical	JP	JPY	43	652	0.08
Grifols ADR	ES	USD	37	538	0.07
Nippon Shinyaku	JP	JPY	9	537	0.07
McKesson	US	USD	4	520	0.06
PerkinElmer	US	USD	4	495	0.06
Sonova Holding	CH	CHF	2	446	0.05
Eisai	JP	JPY	6	429	0.05
Pfizer	US	USD	13	405	0.05
Mylan	US	USD	30	379	0.05
Arena Pharmaceuticals	US	USD	5	363	0.04
Ascendis Pharma ADR	DK	USD	2	340	0.04
CVS Health	US	USD	7	327	0.04
Anthem	US	USD	1	327	0.04
Krystal Biotech	US	USD	8	312	0.04
Apellis Pharmaceuticals	US	USD	11	307	0.04
Aprea Therapeutics	US	USD	15	291	0.04
Exelixis	US	USD	16	278	0.03
WuXi AppTec	CN	HKD	20	277	0.03
Top Glove	MY	MYR	143	254	0.03
Korian	FR	EUR	10	247	0.03
Ocumension Therapeutics	CN	HKD	121	242	0.03
MorphoSys	DE	EUR	3	233	0.03
Peijia Medical	CN	HKD	75	208	0.03
Centene	US	USD	4	206	0.03
Evotec	DE	EUR	9	202	0.02
CSL	AU	AUD	1	201	0.02
Sutro Biopharma	US	USD	17	190	0.02
LivaNova	GB	USD	4	180	0.02
Alexion Pharmaceuticals	US	USD	2	178	0.02
Craneware	GB	GBP	9	158	0.02
Granules India	IN	INR	28	124	0.02
Tempo Scan Pacific	ID	IDR	1,354	100	0.01
Chularat Hospital	TH	THB	1,392	96	0.01
Medical Data Vision	JP	JPY	5	93	0.01
Hangzhou Tigermed Consulting	CN	HKD	5	71	0.01
Rajthanee Hospital	TH	THB	116	69	0.01
Medikaloka Hermina	ID	IDR	362	67	0.01
Fisher & Paykel Healthcare (AU)	NZ	AUD	3	67	0.01
China Resources Pharmaceutical Group	CN	HKD	140	60	0.01
China National Accord Medicines (A)	CN	CNY	9	57	0.01
InnoCare Pharma	CN	HKD	51	56	0.01
Jiangsu Hengrui Medicine	CN	CNY	5	54	0.01
Shandong Weigao Group Medical Polymer (H)	CN	HKD	30	49	0.01
Bumrungrad Hospital	TH	THB	19	47	0.01
Mega Lifesciences	TH	THB	45	42	0.01
Bayer 0.375% 06/07/2024	DE	EUR	42	42	0.01
Ramsay Health Care	AU	AUD	1	40	0.00
Abbott Ireland Financing 0.875% 27/09/2023	IE	EUR	35	36	0.00
China National Accord Medicines (B)	CN	HKD	13	32	0.00
I-Sens	KR	KRW	1	27	0.00
Shanghai Pharmaceuticals Holding (H)	CN	HKD	19	26	0.00
JMDC	JP	JPY	1	21	0.00
Hutchison China MediTech	HK	GBP	3	15	0.00
Vieworks	KR	KRW	1	13	0.00
Eiken Chemical	JP	JPY	1	13	0.00
China National Accord Medicines	CN	CNY	1	9	0.00
Interojo	KR	KRW	1	8	0.00
Osprey Medical	US	AUD	45	1	0.00
				66,920	8.19

금융

	국가 코드	CCY	주식 또는 명목	시장 가격 EUR순	% 자산
Fidelity US Quality Income UCITS ETF	IE	GBP	9,517	58,295	7.14
AIA Group	HK	HKD	639	5,219	0.64
Legal & General Group	GB	GBP	1,926	3,958	0.48
JPMorgan Chase	US	USD	45	3,749	0.46
AXA	FR	EUR	267	3,687	0.45
Ping An Insurance Group (H)	CN	HKD	372	3,294	0.40
Morgan Stanley	US	USD	72	2,929	0.36
Allianz	DE	EUR	19	2,909	0.36
HDFC Bank	IN	INR	212	2,904	0.36
DNB	NO	NOK	249	2,889	0.35
Bank Central Asia	ID	IDR	1,663	2,808	0.34
Housing Development Finance	IN	INR	105	2,349	0.29
Bank OZK	US	USD	112	2,331	0.29
Prudential	GB	GBP	210	2,197	0.27
Barclays	GB	GBP	1,804	2,137	0.26
Arthur J Gallagher	US	USD	23	2,038	0.25
Hannover Rueck	DE	EUR	16	1,958	0.24
ABN AMRO Group	NL	EUR	251	1,769	0.22
St James's Place	GB	GBP	176	1,757	0.22
China Merchants Bank (H)	CN	HKD	366	1,638	0.20
Zurich Insurance Group	CH	CHF	6	1,628	0.20
3i Group	GB	GBP	142	1,514	0.19
NN Group	NL	EUR	49	1,471	0.18
Bank Rakyat Indonesia Persero	ID	IDR	7,536	1,463	0.18
Tradeweb Markets	US	USD	29	1,371	0.17
Axis Bank	IN	INR	240	1,368	0.17
Muenchener Rueckversicherungs-Gesellschaft	DE	EUR	7	1,361	0.17
Tryg	DK	DKK	56	1,339	0.16
Discover Financial Services	US	USD	24	1,310	0.16
Hong Kong Exchanges and Clearing	HK	HKD	30	1,225	0.15

현재 투자종목 명세서서 2020년 10월 31일

	국가 코드	CCY	주식 또는 명목	시장 가격 EUR순	% 자산
Admiral Group	GB	GBP	40	1,220	0.15
Absa Group	ZA	ZAR	262	1,206	0.15
United Overseas Bank	SG	SGD	100	1,203	0.15
First Republic Bank	US	USD	10	1,069	0.13
Assurant	US	USD	9	1,004	0.12
Deutsche Boerse	DE	EUR	8	982	0.12
Sampo	FI	EUR	30	974	0.12
Virtu Financial	US	USD	53	961	0.12
Berkshire Hathaway	US	USD	5	942	0.12
Tokio Marine Holdings	JP	JPY	22	861	0.11
Texas Capital Bancshares	US	USD	23	860	0.11
Kotak Mahindra Bank	IN	INR	47	838	0.10
HDFC Standard Life Insurance	IN	INR	114	780	0.10
SVB Financial Group	US	USD	3	774	0.09
DBS Group Holdings	SG	SGD	59	751	0.09
Sberbank of Russia Perpetual (Pref'd)	RU	USD	325	678	0.08
Swedbank	SE	SEK	49	665	0.08
Willis Towers Watson	GB	USD	4	637	0.08
ING Groep	NL	EUR	108	633	0.08
Sberbank of Russia	RU	USD	288	627	0.08
Ageas	BE	EUR	18	623	0.08
China Construction Bank (H)	CN	HKD	1,050	621	0.08
China Life Insurance (H)	CN	HKD	313	588	0.07
VZ Holding	CH	CHF	7	494	0.06
Oversea-Chinese Banking	SG	SGD	93	493	0.06
Shinhan Financial Group	KR	KRW	21	492	0.06
ORIX	JP	JPY	45	455	0.06
Guaranty Trust Bank	NG	NGN	6,259	452	0.06
Moneta Money Bank	CZ	CZK	223	434	0.05
Wells Fargo	US	USD	22	397	0.05
ICICI Lombard General Insurance	IN	INR	28	394	0.05
SCOR	FR	EUR	18	370	0.05
Fairfax Financial Holdings	CA	CAD	2	362	0.04
Travelers	US	USD	3	347	0.04
Industrial & Commercial Bank of China (H)	CN	HKD	703	343	0.04
Intermediate Capital Group	GB	GBP	26	336	0.04
Equity Group Holdings (Kenya)	KE	KES	1,255	336	0.04
Zenith Bank	NG	NGN	6,826	335	0.04
Palomar Holdings	US	USD	4	333	0.04
Van Lanschot Kempen	NL	EUR	19	329	0.04
Metropolitan Bank & Trust	PH	PHP	438	316	0.04
Public Bank	MY	MYR	100	311	0.04
Credit Agricole	FR	EUR	46	309	0.04
Euronext	NL	EUR	3	300	0.04
Banca Generali	IT	EUR	11	264	0.03
Goosehead Insurance	US	USD	3	262	0.03
Hamilton Lane	US	USD	4	258	0.03
IG Group Holdings	GB	GBP	30	256	0.03
Zenkoku Hosho	JP	JPY	7	253	0.03
Northern Trust	US	USD	4	252	0.03
ASR Nederland	NL	EUR	10	251	0.03
Bank Mandiri Persero	ID	IDR	746	249	0.03
Vienna Ins. Group Wiener Versicherung Gruppe	AT	EUR	13	223	0.03
KBC Ancora	BE	EUR	9	214	0.03
Sompo Holdings	JP	JPY	6	206	0.03
Emirates NBD	AE	AED	92	205	0.03
Agricultural Bank of China (H)	CN	HKD	663	192	0.02
Aflac	US	USD	6	187	0.02
Arch Capital Group	BM	USD	7	171	0.02
Intercorp Financial Services	PE	USD	9	158	0.02
E.Sun Financial Holding	TW	TWD	207	151	0.02
Draper Esprit	GB	GBP	21	142	0.02
Chailease Holding	TW	TWD	33	139	0.02
SBI Cards & Payment Services	IN	INR	15	138	0.02
Sparebanken Vest	NO	NOK	25	137	0.02
Commonwealth Bank of Australia	AU	AUD	3	130	0.02
Bangkok Bank	TH	THB	48	128	0.02
Aruhi	JP	JPY	8	118	0.01
Bank Tabungan Pensiunan Nasional Syariah	ID	IDR	464	100	0.01
Muangthai Capital	TH	THB	64	96	0.01
Morgan Stanley 1.00% 02/12/2022 GMTN	US	EUR	93	95	0.01
UBS 0.625% 23/01/2023 GMTN	CH	EUR	93	94	0.01
KB Financial Group	KR	KRW	3	90	0.01
CITIC Securities (H)	CN	HKD	44	83	0.01
BFI Finance Indonesia	ID	IDR	3,567	80	0.01
Kasikornbank (F)	TH	THB	36	76	0.01
Xtrackers Euro Stoxx 50 UCITS ETF	LU	EUR	2	73	0.01
China Minsheng Banking (H)	CN	HKD	155	73	0.01
Bank of America 1.379% VRN 07/02/2025 EMTN	US	EUR	70	72	0.01
Danske Bank 1.375% VRN 24/05/2023	DK	EUR	70	71	0.01
Metropolitan Life Global 0.875% 20/01/2022 EMTN	US	EUR	70	70	0.01
Huatai Securities (H)	CN	HKD	49	69	0.01
FCA Bank Ireland 1.25% 21/06/2022 EMTN	IT	EUR	67	69	0.01
JSE	ZA	ZAR	11	66	0.01
China Cinda Asset Management (H)	CN	HKD	404	65	0.01
Tisco Financial Group	TH	THB	31	61	0.01
Dah Sing Banking Group	HK	HKD	81	60	0.01
LPI Capital	MY	MYR	22	59	0.01
KBC Group 1.125% 25/01/2024 EMTN	BE	EUR	46	48	0.01
BFCM 0.75% 15/06/2023 EMTN	FR	EUR	46	48	0.01
Volkswagen Bank 0.375% 05/07/2022 EMTN	DE	EUR	46	47	0.01
Swedbank 0.25% 07/11/2022 GMTN	SE	EUR	46	47	0.01
Minkabu The Infonoid	JP	JPY	2	47	0.01
Korea Development Bank 0.625% 17/07/2023	KR	EUR	46	47	0.01
DNB Bank 4.375% 24/02/2021 EMTN	NO	EUR	46	47	0.01
Barclays 3.375% VRN 02/04/2025 EMTN	GB	EUR	43	47	0.01
HSBC Holdings 0.422% FRN 04/12/2021 EMTN	GB	EUR	46	46	0.01
Goldman Sachs Group 0.041% FRN 21/04/2023 EMTN	US	EUR	46	46	0.01
Shriram Transport Finance	IN	INR	5	42	0.01
Bajaj Finance	IN	INR	1	42	0.01
Mega Financial Holding	TW	TWD	49	41	0.01
Samsung Fire & Marine Insurance	KR	KRW	1	40	0.00
China International Capital (H)	CN	HKD	20	40	0.00
Shriram City Union Finance	IN	INR	4	37	0.00
Intercorp Financial Services (PE)	PE	USD	2	36	0.00
China Taiping Insurance Holdings	HK	HKD	23	30	0.00
NatWest Markets 0.233% FRN 18/06/2021 EMTN	GB	EUR	28	28	0.00
Noah Holdings ADR	CN	USD	1	26	0.00
Westpac Banking 0.75% 17/10/2023 EMTN	AU	EUR	23	24	0.00
Rabobank 0.625% 27/02/2024 EMTN	NL	EUR	23	24	0.00
Muthoot Finance	IN	INR	2	24	0.00
Lloyds Banking Group 0.75% 09/11/2021 EMTN	GB	EUR	24	24	0.00
BPCE 1.125% 18/01/2023 EMTN	FR	EUR	23	24	0.00
Volkswagen Bank 0.955% FRN 01/08/2022 EMTN	DE	EUR	23	23	0.00
FCA Bank Ireland 1.00% 21/02/2022 EMTN	IT	EUR	23	23	0.00
Repco Home Finance	IN	INR	10	21	0.00
Mitsubishi UFJ Financial Group 0.978% 09/06/2024	JP	EUR	20	21	0.00
Berkshire Hathaway 0.00% 12/03/2025	US	EUR	21	21	0.00
Hyundai Marine & Fire Insurance	KR	KRW	1	20	0.00
Volkswagen Bank 0.625% 08/09/2021 EMTN	DE	EUR	19	19	0.00
DB Insurance	KR	KRW	1	19	0.00
Metropolitan Life Global 0.375% 09/04/2024	US	EUR	17	18	0.00
Korean Reinsurance	KR	KRW	3	18	0.00
HDFC Bank ADR	IN	USD	1	18	0.00
LIC Housing Finance	IN	INR	5	17	0.00
Santander UK 0.875% 25/11/2020 EMTN	GB	EUR	16	16	0.00
Citigroup 0.339% FRN 24/05/2021 EMTN	US	EUR	14	14	0.00
Kiwoom Securities	KR	KRW	1	12	0.00
CIMB Group Holdings	MY	MYR	4	2	0.00
				159,740	19.56

부동산

Vonovia	DE	EUR	45	2,456	0.30
Prologis REIT	US	USD	22	1,910	0.23
KE Holdings ADR	CN	USD	15	889	0.11
Invitation Homes REIT	US	USD	35	826	0.10
China Overseas Land & Investment	HK	HKD	360	776	0.10
ADO Properties (A)	DE	EUR	26	569	0.07
Shimao Services Holdings	CN	HKD	276	508	0.06
Shurgard Self Storage	LU	EUR	13	492	0.06
Sun Hung Kai Properties	HK	HKD	36	391	0.05
SM Prime Holdings	PH	PHP	646	386	0.05
China Resources Land	HK	HKD	92	323	0.04
Healthcare Realty Trust REIT	US	USD	11	270	0.03
Urban & Civic	GB	GBP	113	257	0.03
Open House	JP	JPY	8	238	0.03
Central Pattana	TH	THB	212	223	0.03
Ascendas Real Estate Investment Trust REIT	SG	SGD	118	213	0.03
Urban Logistics REIT	GB	GBP	98	149	0.02
City Developments	SG	SGD	30	121	0.01
Cromwell European REIT	SG	EUR	259	118	0.01
Keppel Pacific Oak US REIT	SG	USD	183	110	0.01
Ascendas India Trust	SG	SGD	129	106	0.01
Land & Houses	TH	THB	572	101	0.01
Pakuwon Jati	ID	IDR	3,966	95	0.01
Logicor Financing 1.50% 14/11/2022 EMTN	LU	EUR	93	95	0.01
Supalai	TH	THB	214	92	0.01
Robinsons Land	PH	PHP	338	90	0.01
Keppel DC REIT	SG	SGD	47	86	0.01
Goodman Group REIT	AU	AUD	6	66	0.01
Link REIT	HK	HKD	10	64	0.01
AREIT REIT	PH	PHP	135	61	0.01
Relo Group	JP	JPY	3	58	0.01
China Merchants Commercial REIT	HK	HKD	191	51	0.01
Digital Euro Finco 2.625% 15/04/2024	US	EUR	46	50	0.01
Digital Dutch Finco 0.125% 15/10/2022	NL	EUR	46	47	0.01
Vincom Retail	VN	VND	49	46	0.01
Shimao Property Holdings	HK	HKD	15	46	0.01

현재 투자종목 명세서서 2020년 10월 31일

	국가 코드	CCY	주식 또는 명목	시장 가격 EUR순	% 자산
Unibail-Rodamco-Westfield 0.125% 14/05/2021 EMTN	FR	EUR	37	37	0.00
Propnex	SG	SGD	69	27	0.00
Daibiru	JP	JPY	2	23	0.00
Heiwa Real Estate	JP	JPY	1	14	0.00
Cosmos Initia	JP	JPY	1	3	0.00
				12,483	1.53
정부					
Germany 1.75% 04/07/2022	DE	EUR	1,562	1,629	0.20
Germany 0.00% 07/10/2022	DE	EUR	1,123	1,140	0.14
Germany 0.00% 05/04/2024	DE	EUR	834	859	0.11
Germany 0.00%08/04/2022	DE	EUR	711	719	0.09
Germany 0.00% 12/03/2021	DE	EUR	654	655	0.08
Germany 0.00% 11/06/2021	DE	EUR	564	567	0.07
Germany 2.00% 15/08/2023	DE	EUR	184	199	0.02
				5,768	0.71
폐쇄형 펀드					
Oakley Capital Investments Fund	BM	GBP	162	458	0.06
Gemfields Group	GB	ZAR	1,079	71	0.01
				529	0.06
개방형 펀드					
Fidelity ILF - The US Dollar Fund - A-ACC-USD	IE	USD	1	4,738	0.58
Fidelity ILF - The Euro Fund - A-ACC-EUR	IE	EUR	1	2,333	0.29
				7,071	0.87
주식 연계 채권					
HSBC (Hangzhou Hikvision Digital (A)) ELN 08/2021	CN	USD	24	140	0.02
HSBC (Kweichow Moutai (A)) ELN 12/04/2024	CN	USD	1	111	0.01
BNP (Shenzhen YUTO Pkg Tech (A)) ELN 30/07/2021	CN	USD	29	110	0.01
UBS (Focus Media Info. Tech (A)) ELN 10/03/2021	CN	USD	66	80	0.01
HSBC (Focus Media Info. Tech (A)) ELN 10/03/2021	CN	USD	30	36	0.00
HSBC (China Nat'l. Accord Med (A)) ELN 15/10/2021	CN	USD	5	35	0.00
HSBC (Weichai Power (A)) ELN 07/05/2021	CN	USD	16	31	0.00
HSBC (China (S) Publish & Med (A)) ELN 23/11/2022	CN	USD	15	20	0.00
HSBC (Wuhu Sanqi IA Ent (A)) ELN 16/09/2021	CN	USD	1	3	0.00
				566	0.07
커뮤니케이션 서비스					
T-Mobile US	US	USD	49	4,598	0.56
Elisa	FI	EUR	26	1,113	0.14
Netflix	US	USD	3	1,103	0.14
China Mobile	HK	HKD	193	1,012	0.12
Infrastrutture Wireless Italiane	IT	EUR	104	964	0.12
Bharti Airtel	IN	INR	185	927	0.11
Deutsche Telekom	DE	EUR	47	616	0.08
Swisscom	CH	CHF	1	553	0.07
Telkom	ZA	ZAR	365	494	0.06
Tele2	SE	SEK	46	473	0.06
Liberty Global	GB	USD	27	433	0.05
Verizon Communications	US	USD	9	420	0.05
Telekomunikasi Indonesia Persero	ID	IDR	1,843	280	0.03
Safaricom	KE	KES	1,073	261	0.03
Sea ADR	SG	USD	2	227	0.03
Singapore Telecommunications	SG	SGD	169	216	0.03
Advanced Info Service	TH	THB	45	214	0.03
NOS SGPS	PT	EUR	65	192	0.02
Pebble Group	GB	GBP	165	130	0.02
HKBN	HK	HKD	85	126	0.02
Converge ICT Solutions	PH	PHP	461	121	0.01
Sarana Menara Nusantara	ID	IDR	1,709	98	0.01
AT&T 1.30% 05/09/2023	US	EUR	93	96	0.01
SoftBank Group	JP	JPY	2	95	0.01
Bilibili ADR	CN	USD	2	88	0.01
LG Uplus	KR	KRW	9	74	0.01
Globe Telecom	PH	PHP	2	73	0.01
TIME dotCom	MY	MYR	26	70	0.01
XL Axiata	ID	IDR	575	67	0.01
Orange 0.50% 15/01/2022 EMTN	FR	EUR	46	47	0.01
Daiichikosho	JP	JPY	2	46	0.01
China Unicom	HK	HKD	88	46	0.01
Telstra	AU	AUD	25	40	0.00
Dialog Axiata	LK	LKR	213	11	0.00
Cathay Media And Education Group	CN	HKD	25	11	0.00
Shemaroo Entertainment	IN	INR	9	6	0.00
				15,341	1.88

증권 자격 취득 또는 기타 통제 된 시장 에서 죽음을 맞게

	국가 코드	CCY	주식 또는 명목	시장 가격 EUR순	% 자산
에너지					
Petroleo Brasileiro	BR	BRL	275	783	0.10
Petroleo Brasileiro (Pref'd)	BR	BRL	133	380	0.05
Cheniere Energy	US	USD	6	238	0.03
Lukoil ADR	RU	USD	4	158	0.02
Gazprom ADR	RU	USD	39	127	0.02
				1,686	0.21
유틸리티					
Endesa	ES	EUR	85	1,957	0.24
Iberdrola	ES	EUR	113	1,146	0.14
Enagas	ES	EUR	26	481	0.06
Red Electrica	ES	EUR	21	315	0.04
				3,899	0.48
소재					
Grupo Mexico	MX	MXN	446	1,087	0.13
Magnitogorsk Iron & Steel Works GDR	RU	USD	98	517	0.06
PhosAgro GDR	RU	USD	50	491	0.06
Vidrala	ES	EUR	4	354	0.04
Novolipetsk Steel GDR	RU	USD	15	298	0.04
Bradespar (Pref'd)	BR	BRL	38	265	0.03
Vidrala (BR) RTS 05/11/2020	ES	EUR	4	18	0.00
				3,030	0.37
산업재					
Ferrovial	ES	EUR	112	2,085	0.26
Cia de Locacao das Americas	BR	BRL	179	683	0.08
Ryanair Holdings	IE	EUR	43	513	0.06
Rumo	BR	BRL	163	441	0.05
Grupo Aeroportuario del Pacifico	MX	MXN	49	345	0.04
Irish Continental Group	IE	EUR	103	324	0.04
Applus Services	ES	EUR	40	267	0.03
Alfa	MX	MXN	326	185	0.02
Localiza Rent a Car	BR	BRL	14	130	0.02
Tegma Gestao Logistica	BR	BRL	41	129	0.02
Promotora y Operadora de Infraestructura	MX	MXN	17	97	0.01
Vietnam Engine & Argicultural Machinery	VN	VND	58	91	0.01
Grupo Aeroportuario del Sureste (B)	MX	MXN	9	88	0.01
Aleatica	MX	MXN	88	74	0.01
Viettel Post Joint Stock	VN	VND	18	72	0.01
Hokkaido Chuo Bus	JP	JPY	1	1	0.00
				5,525	0.68
정보 기술					
Mail.Ru Group GDR	RU	USD	27	604	0.07
Amadeus IT Group	ES	EUR	5	210	0.03
Taiwan Union Technology	TW	TWD	30	87	0.01
				901	0.11
소비재					
Industria de Diseno Textil	ES	EUR	112	2,367	0.29
Lojas Americanas (Pref'd)	BR	BRL	130	456	0.06
Petrobras Distribuidora	BR	BRL	136	390	0.05
B2W Companhia Global	BR	BRL	27	305	0.04
Grupo SBF	BR	BRL	79	275	0.03
Glenveagh Properties	IE	EUR	295	217	0.03
Dalata Hotel Group	IE	EUR	82	199	0.02
Pet Center Comercio e Participacoes	BR	BRL	71	191	0.02
Applegreen	IE	EUR	64	181	0.02
Lojas Renner	BR	BRL	32	179	0.02
Vivara Participacoes	BR	BRL	47	155	0.02
				4,915	0.60
소비재					
JBS	BR	BRL	167	483	0.06
X5 Retail Group GDR	RU	USD	14	422	0.05
Cia Brasileira de Distribuicao	BR	BRL	28	264	0.03
Quang Ngai Sugar	VN	VND	91	107	0.01
				1,276	0.16
건강					
Notre Dame Intermedica Participacoes	BR	BRL	60	598	0.07
Hapvida Participacoes e Investimentos	BR	BRL	56	543	0.07
Grifols	ES	EUR	9	204	0.02
Danaher 1.70% 30/03/2024	US	EUR	93	98	0.01
Korian RTS 26/10/2020	FR	EUR	10	25	0.00
				1,468	0.18
금융					
Grupo Financiero Banorte	MX	MXN	373	1,409	0.17
TCS Group Holding GDR	CY	USD	59	1,207	0.15
B3 SA - Brasil Bolsa Balcao	BR	BRL	116	889	0.11
Kaspi KZ	KZ	USD	20	741	0.09

현재 투자종목 명세서서 2020년 10월 31일

	국가 코드	CCY	주식 또는 명목	시장 가격 EUR순	% 자산
Emirates Wts 03/01/2022	AE	USD	248	552	0.07
Bolsa Mexicana de Valores	MX	MXN	230	396	0.05
Nova Ljubljanska Banka GDR	SI	EUR	47	310	0.04
Goldman Sachs Group 2.00% 27/07/2023 EMTN	US	EUR	23	24	0.00
				5,528	0.68
부동산					
Fibra Uno Administracion REIT	MX	MXN	609	395	0.05
Blackstone Property Partners 1.40% 06/07/2022 EMTN	LU	EUR	46	47	0.01
				442	0.05
정부					
US Treasury 0.00% 27/11/2020	US	USD	5,677	4,872	0.60
US Treasury 0.00% 12/11/2020	US	USD	5,672	4,868	0.60
US Treasury 0.00% 19/11/2020	US	USD	5,669	4,866	0.60
US Treasury 0.00% 05/11/2020	US	USD	5,669	4,866	0.60
US Treasury 0.00% 03/12/2020	US	USD	5,670	4,866	0.60
US Treasury 0.00% 10/12/2020	US	USD	5,668	4,865	0.60
				29,203	3.58
주식 연계 채권					
HSBC (Bupa Arabia For Coop. (A)) ELN 30/09/2021	SA	USD	36	933	0.11
CITI (Vincom Retail (A)) ELN 19/02/2020	VN	USD	317	296	0.04
HSBC (Titan Wind Energy Suzhou (A)) ELN 20/07/2021	CN	USD	308	283	0.03
BNP (Zhejiang Supor Cookware (A)) ELN 24/02/2023	CN	USD	31	279	0.03
HSBC (Skshu Paint (A)) ELN 21/07/2021	CN	USD	4	84	0.01
UBS (Oppein Home Group (A)) ELN 15/06/2021	CN	USD	5	83	0.01
CITI (Foshan Haitian Flavouring (A)) ELN 19/02/2021	CN	USD	3	71	0.01
UBS (Anhui Heli (A)) ELN 21/01/2022	CN	USD	39	70	0.01
BNP (Focus Media Info (A)) ELN 10/07/2023	CN	USD	27	33	0.00
HSBC (Beijing Roborock Tech. (A)) ELN 21/09/2021	CN	USD	1	20	0.00
UBS (Midea Group (A)) ELN 16/11/2020	CN	USD	1	12	0.00
HSBC (Midea Group (A)) ELN 23/11/2020	CN	USD	1	5	0.00
HSBC (FPT (A)) ELN 23/11/2021	GB	USD	2	3	0.00
UBS (Midea Group (A)) ELN 21/07/2022	CN	USD	1	1	0.00
				2,173	0.27
커뮤니케이션 서비스					
Euskaltel	ES	EUR	36	291	0.04
				291	0.04
목록에 없음					
에너지					
Kalahari Energy*	BW	USD	18	0	0.00
				0	0.00
소재					
Farmers Bus Perpetual (Pref'd)*	US	USD	15	419	0.05
FARMERS BU SR F 0% (Pref'd) (Perpetual)*	US	USD	10	283	0.03
China Metal Recycling Holdings*	HK	HKD	0	0	0.00
				702	0.09
산업재					
Tradeshift Holdings*	US	USD	27	141	0.02
				141	0.02
정보 기술					
Innoviz Technology Service*	IL	USD	53	380	0.05
Sensetime Group*	CN	USD	516	157	0.02
Bytedance*	CN	USD	3	156	0.02
DBA Telecommunication Asia Holdings*	HK	HKD	1	0	0.00
				693	0.08
소비재					
Tiger Wheels*	ZA	ZAR	83	0	0.00
				0	0.00
건강					
Grail*	US	USD	3	28	0.00
JHL Biotech*	KY	TWD	4	6	0.00
Chime Biologics*	VG	USD	4	1	0.00
China Animal Healthcare*	BM	HKD	20	0	0.00
				35	0.00
금융					
Transferwise*	GB	USD	4	433	0.05
Transferwise (Pref'd)*	GB	USD	3	295	0.04
				728	0.09
단주				3	0.00
총 투자 (비용 EUR 687,260)				730,631	89.46

	CCY	기본 노출	미실현 이익 / (손실) EUR순	% 자산
차액 거래 계약				
베트남 Tech. & Commercial Joint Stock Bank (MS)	USD	287	(16)	(0.00)
			(16)	(0.00)

	기본 노출 EUR	미실현 이익 / (손실) EUR순	% 자산
선물환 계약			
구입 SEK 판매 EUR 에 10.41988 16/11/2020	2,118	13	0.00
구입 CHF 판매 EUR 에 1.07699 16/11/2020	990	9	0.00
구입 USD 판매 PHP 에 0.02063 16/11/2020	46	0	0.00
구입 USD 판매 PHP 에 0.02058 16/11/2020	3	0	0.00
구입 USD 판매 PHP 에 0.02055 16/11/2020	3	0	0.00
구입 USD 판매 PHP 에 0.02052 16/11/2020	2	0	0.00
구입 USD 판매 EUR 에 1.18249 16/11/2020	20	0	0.00
구입 USD 판매 EUR 에 1.18162 16/11/2020	27	0	0.00
구입 USD 판매 EUR 에 1.17954 16/11/2020	7	0	0.00
구입 USD 판매 EUR 에 1.17357 16/11/2020	8	0	0.00
구입 USD 판매 EUR 에 1.17260 16/11/2020	8	0	0.00
구입 EUR 판매 USD 에 0.85601 16/11/2020	8	0	0.00
구입 EUR 판매 USD 에 0.85197 16/11/2020	7	0	0.00
구입 EUR 판매 USD 에 0.85062 16/11/2020	1	0	0.00
구입 EUR 판매 USD 에 0.85007 16/11/2020	11	0	0.00
구입 EUR 판매 USD 에 0.84759 16/11/2020	12	0	0.00
구입 EUR 판매 USD 에 0.84583 16/11/2020	75	(1)	(0.00)
구입 NOK 판매 EUR 에 10.85198 16/11/2020	748	(18)	(0.00)
구입 EUR 판매 GBP 에 1.09720 16/11/2020	1,825	(24)	(0.00)
		(21)	(0.00)
A-ACC 주식 (GBP) (GBP / EUR 헤지)			
구입 GBP 판매 EUR 에 0.90375 24/11/2020	42,379	194	0.02
구입 EUR 판매 GBP 에 1.10752 24/11/2020	1,445	(5)	(0.00)
		189	0.02
A-ACC 주식 (USD) (USD / EUR 헤지)			
구입 USD 판매 EUR 에 1.18303 24/11/2020	42,264	632	0.08
구입 EUR 판매 USD 에 0.85285 24/11/2020	1,458	(9)	(0.00)
		623	0.08

	CCY	기본 노출	미실현 이익 / (손실) EUR순	% 자산
선물				
S&P 500 Emini Index Future 18/12/2020	USD	19,100	(385)	(0.05)
S&P TSX 60 Index Future 17/12/2020	CAD	23,719	(769)	(0.09)
E-Mini Russ 1000 Index Future 18/12/2020	USD	45,270	(1,297)	(0.16)
MSCI Europe Index Future 18/12/2020	EUR	36,249	(2,625)	(0.32)
			(5,076)	(0.62)

	CCY	Contracts	시장 가격 EUR순	% 자산
옵션				
구입 풋 HSI 지수 22000 29/06/2021	HKD	1	5	0.00
구입 풋 한국 Kospi 200 지수 285 10/06/2021	KRW	157	2	0.00
구입 풋 HSI 지수 21600 29/06/2021	HKD	1	2	0.00
구입 풋 한국 KOSPI 200 지수 280 10/06/2021	KRW	77	1	0.00
구입 풋 HSCEI 지수 8300 29/09/2021	HKD	1	1	0.00
			11	0.00
기타 자산 및 부채			90,329	11.06

Fidelity Target™ 2055 (Euro) Fund [4] - 계속

현재 투자종목 명세서서 2020년 10월 31일

	시장 가격 EUR	% 순자산
순자산	816,670	100.00

지역별 배분

국가	국가 코드	% 순자산
미국	US	28.16
아일랜드	IE	8.73
중국	CN	6.98
영국	GB	6.81
일본	JP	5.06
독일	DE	4.57
프랑스	FR	3.46
네덜란드	NL	3.42
인도	IN	2.45
홍콩	HK	2.04
스위스	CH	1.86
스웨덴	SE	1.54
스페인	ES	1.25
남아프리카 공화국	ZA	1.25
한국	KR	1.22
브라질	BR	1.20
대만	TW	0.90
인도네시아	ID	0.81
러시아	RU	0.79
노르웨이	NO	0.67
태국	TH	0.67
덴마크	DK	0.58
멕시코	MX	0.55
싱가포르	SG	0.53
핀란드	FI	0.49
이탈리아	IT	0.43
호주	AU	0.39
룩셈부르크	LU	0.34
필리핀	PH	0.27
말레이시아	MY	0.19
베트남	VN	0.18
모나코	MC	0.16
키프로스	CY	0.15
벨기에	BE	0.15
Saudi Arabia	SA	0.11
캐나다	CA	0.10
그리스	GR	0.10
나이지리아	NG	0.10
아르헨티나	AR	0.09
아랍 에미리트	AE	0.09
카자흐스탄	KZ	0.09
이스라엘	IL	0.09
오스트리아	AT	0.08
버뮤다	BM	0.08
케냐	KE	0.07
포르투갈	PT	0.06
체코	CZ	0.05
슬로베니아	SI	0.04
페루	PE	0.02
터키	TR	0.02
뉴질랜드	NZ	0.01
스리랑카	LK	0.01
케이맨 제도	KY	0.00
버진 아일랜드 (영국령)	VG	0.00
보츠와나	BW	0.00
현금 및 기타 순자산		10.54

Fidelity Target™ 2060 (Euro) Fund [4]

현재 투자종목 명세서서 2020년 10월 31일

공인된 주식 또는 공식 증권거래소에서 거래됨

에너지

	국가 코드	CCY	주식 또는 명목	시장 가격 EUR순	% 자산
Reliance Industries	IN	INR	124	2,953	0.36
Equinor	NO	NOK	219	2,392	0.29
Total	FR	EUR	81	2,085	0.26
Royal Dutch Shell (B)	NL	GBP	181	1,874	0.23
PTT	TH	THB	1,467	1,250	0.15
Lukoil	RU	USD	25	1,073	0.13
Marathon Petroleum	US	USD	39	964	0.12
John Wood Group	GB	GBP	383	903	0.11
SBM Offshore	NL	EUR	46	642	0.08
Chevron	US	USD	10	564	0.07
Tatneft (Pref'd)	RU	USD	98	422	0.05
Cairn Energy	GB	GBP	235	363	0.04
CNOOC	CN	HKD	462	362	0.04
Lundin Energy	SE	SEK	19	320	0.04
Royal Dutch Shell (A) (NL)	NL	EUR	27	293	0.04
Galp Energia SGPS	PT	EUR	41	286	0.04
Gazprom	RU	USD	145	241	0.03
Diversified Gas & Oil	US	GBP	191	238	0.03
China Petroleum & Chemical (H)	CN	HKD	683	229	0.03
Jadestone Energy	SG	GBP	313	160	0.02
China Shenhua Energy (H)	CN	HKD	105	155	0.02
Reliance Industries	IN	INR	7	93	0.01
PetroChina (H)	CN	HKD	313	75	0.01
Reabold Resources	GB	GBP	10,682	69	0.01
Kosmos Energy	US	GBP	69	63	0.01
CGG	FR	EUR	93	44	0.01
Longboat Energy	GB	GBP	43	42	0.01
Sinopec Kantons Holdings	HK	HKD	115	36	0.00
Senex Energy	AU	AUD	119	21	0.00
Star Petroleum Refining	TH	THB	119	17	0.00
China Oilfield Services (H)	CN	HKD	32	17	0.00
Cooper Energy	AU	AUD	71	14	0.00
				18,260	2.24

유틸리티

	국가 코드	CCY	주식 또는 명목	시장 가격 EUR순	% 자산
NextEra Energy	US	USD	56	3,557	0.44
National Grid	GB	GBP	329	3,357	0.41
Enel	IT	EUR	279	1,909	0.23
Engie	FR	EUR	144	1,496	0.18
Fortum	FI	EUR	56	898	0.11
American Water Works	US	USD	6	797	0.10
CMS Energy	US	USD	13	714	0.09
RWE	DE	EUR	14	456	0.06
United Utilities Group	GB	GBP	47	447	0.05
Exelon	US	USD	11	364	0.04
Italgas	IT	EUR	64	315	0.04
Inter RAO UES P	RU	USD	3,665	202	0.02
Power Grid Corporation of (India)	IN	INR	91	179	0.02
Tenaga Nasional	MY	MYR	79	156	0.02
Rubis	FR	EUR	5	151	0.02
Mega First	MY	MYR	93	133	0.02
First Gen	PH	PHP	253	128	0.02
Cikarang Listrindo	ID	IDR	3,002	105	0.01
Guangdong Investment	HK	HKD	58	74	0.01
China Resources Power Holdings	HK	HKD	79	70	0.01
West Holdings	JP	JPY	2	53	0.01
Innogy Finance 0.75% 30/11/2022 EMTN	NL	EUR	46	47	0.01
Enel Finance International 0.00% 17/06/2024 EMTN	NL	EUR	46	47	0.01
PTC India	IN	INR	79	43	0.01
Huadian Power International (H)	CN	HKD	198	42	0.01
China Resources Gas Group	HK	HKD	10	38	0.00
CK Infrastructure Holdings	HK	HKD	8	33	0.00
Tianjin Development Holdings	HK	HKD	50	8	0.00
				15,819	1.94

소재

	국가 코드	CCY	주식 또는 명목	시장 가격 EUR순	% 자산
Air Products and Chemicals	US	USD	14	3,295	0.40
Arcelormittal	LU	EUR	178	2,079	0.25
BHP Group (UK)	AU	GBP	120	1,990	0.24
Vale ADR	BR	USD	163	1,494	0.18
Air Liquide	FR	EUR	12	1,444	0.18
FMC	US	USD	16	1,424	0.17
Endeavour Mining	MC	CAD	62	1,276	0.16
Sibanye Stillwater	ZA	ZAR	514	1,275	0.16
DuPont de Nemours	US	USD	19	912	0.11
Impala Platinum Holdings	ZA	ZAR	120	905	0.11
Celanese	US	USD	9	839	0.10
Harmony Gold Mining	ZA	ZAR	186	783	0.10
LafargeHolcim	CH	CHF	20	727	0.09
DRDGOLD	ZA	ZAR	742	696	0.09
Anglo American	GB	GBP	32	650	0.08
Victrex	GB	GBP	30	614	0.08
Asian Paints	IN	INR	20	503	0.06
Shin-Etsu Chemical	JP	JPY	4	502	0.06
Skshu Paint (A)	CN	CNY	25	478	0.06
Kenmare Resources	IE	GBP	130	419	0.05
Lundin Gold	CA	CAD	56	396	0.05
UltraTech Cement	IN	INR	7	382	0.05
SIG Combibloc Group	CH	CHF	21	377	0.05
Fuchs Petrolub (Pref'd)	DE	EUR	8	337	0.04
Synthomer	GB	GBP	80	336	0.04
African Rainbow Minerals	ZA	ZAR	28	334	0.04
Essentra	GB	GBP	107	293	0.04
Kansai Paint	JP	JPY	12	269	0.03
Sumitomo Metal Mining	JP	JPY	9	248	0.03
Huhtamaki	FI	EUR	6	247	0.03
Siam Cement	TH	THB	27	246	0.03
Wienerberger	AT	EUR	11	243	0.03
Verallia	FR	EUR	9	218	0.03
Rhi Magnesita	AT	GBP	8	216	0.03
Glencore	CH	GBP	116	201	0.02
Boliden (B)	SE	SEK	8	183	0.02
NOF	JP	JPY	5	153	0.02
Baoshan Iron & Steel (A)	CN	CNY	215	148	0.02
Anhui Conch Cement (A)	CN	CNY	21	136	0.02
Air Water	JP	JPY	10	128	0.02
Korea Zinc	KR	KRW	1	122	0.01
Nabaltec	DE	EUR	6	119	0.01
Sumitomo Bakelite	JP	JPY	5	118	0.01
BHP Group	AU	AUD	6	116	0.01
ATA IMS	MY	MYR	257	111	0.01
Nickel Mines	AU	AUD	193	104	0.01
Scientex	MY	MYR	32	79	0.01
Fuso Chemical	JP	JPY	3	75	0.01
Evolution Mining	AU	AUD	22	73	0.01
West China Cement	CN	HKD	539	69	0.01
Fufeng Group	CN	HKD	246	67	0.01
Merdeka Copper Gold	ID	IDR	597	64	0.01
Indocement Tunggal Prakarsa (A)	ID	IDR	89	63	0.01
Jiangxi Copper (H)	CN	HKD	54	56	0.01
Severstal	RU	USD	5	53	0.01
Skshu Paint (A)	CN	CNY	2	44	0.01
TOA Paint Thailand	TH	THB	46	41	0.01
POSCO	KR	KRW	1	41	0.01
Ivanhoe Mines	CA	CAD	11	36	0.00
Beijing Oriental Yuhong Waterproof Technology (A)	CN	CNY	8	36	0.00
Aluminum Corp of China	CN	HKD	186	35	0.00
Fujimi	JP	JPY	1	32	0.00
Angang Steel (H)	CN	HKD	129	32	0.00
Lotte Chemical Titan Holding	MY	MYR	70	30	0.00
Sahamitr Pressure Container	TH	THB	94	29	0.00
Gold Road Resources	AU	AUD	35	28	0.00
Shenzhen YUTO Packaging Technology	CN	CNY	7	25	0.00
Westgold Resources	AU	AUD	15	24	0.00
PPC	ZA	ZAR	866	24	0.00
Saracen Mineral Holdings	AU	AUD	6	22	0.00
Greatview Aseptic Packaging	CN	HKD	55	20	0.00
Wonik Materials	KR	KRW	1	15	0.00
St Barbara	AU	AUD	8	13	0.00
Blackstone Minerals	AU	AUD	61	13	0.00
Hansol Chemical	KR	KRW	1	11	0.00
Shenzhen YUTO Packaging Technology	CN	CNY	3	10	0.00
Baoshan Iron & Steel (A)	CN	CNY	14	10	0.00
Bardoc Gold	AU	AUD	186	8	0.00
Musgrave Minerals	AU	AUD	16	5	0.00
				29,269	3.58

산업재

	국가 코드	CCY	주식 또는 명목	시장 가격 EUR순	% 자산
Wolters Kluwer	NL	EUR	60	4,206	0.52
Siemens	DE	EUR	40	4,037	0.49
SKF	SE	SEK	168	2,957	0.36
Norfolk Southern	US	USD	16	2,907	0.36
Allison Transmission Holdings	US	USD	83	2,528	0.31
Johnson Controls International	US	USD	52	1,884	0.23
Epiroc	SE	SEK	153	1,883	0.23
RELX	GB	EUR	105	1,794	0.22
TransUnion	US	USD	26	1,787	0.22
DCC	IE	GBP	29	1,635	0.20
Daikin Industries	JP	JPY	9	1,526	0.19
MISUMI Group	JP	JPY	59	1,496	0.18
XPO Logistics	US	USD	17	1,302	0.16
FANUC	JP	JPY	7	1,210	0.15
Meggitt	GB	GBP	386	1,173	0.14

* 이사회 결정으로 가격이 책정된 유가증권.

전체 주식 목록은 6페이지에 나와 있습니다.

별첨 재무제표에 대한 주석은 본 재무제표의 중요한 일부입니다. 투자종목 명세서 및 지역별 비율의 순자산 비율은 반올림되었습니다.

현재 투자종목 명세서서 2020년 10월 31일

	국가 코드	CCY	주식 또는 명목	시장 가격 EUR순	% 자산
Nidec	JP	JPY	13	1,130	0.14
Kansas City Southern	US	USD	7	1,063	0.13
Wizz Air Holdings	CH	GBP	30	1,051	0.13
Harmonic Drive Systems	JP	JPY	18	1,015	0.12
Oshkosh	US	USD	17	1,001	0.12
Recruit Holdings	JP	JPY	30	982	0.12
Daifuku	JP	JPY	10	918	0.11
Makita	JP	JPY	23	876	0.11
Aalberts	NL	EUR	30	873	0.11
JB Hunt Transport Services	US	USD	8	872	0.11
Techtronic Industries	HK	HKD	75	870	0.11
United Rentals	US	USD	6	855	0.10
WW Grainger	US	USD	3	811	0.10
ITOCHU	JP	JPY	38	792	0.10
Sandvik	SE	SEK	49	755	0.09
Casella Waste Systems	US	USD	16	754	0.09
SMC	JP	JPY	2	709	0.09
Vinci	FR	EUR	10	701	0.09
FTI Consulting	US	USD	8	680	0.08
Fortive	US	USD	12	641	0.08
Flughafen Zuerich	CH	CHF	4	517	0.06
Greentown Service Group	CN	HKD	501	472	0.06
Safran	FR	EUR	5	446	0.05
ManpowerGroup	US	USD	7	427	0.05
Balfour Beatty	GB	GBP	177	419	0.05
THK	JP	JPY	18	403	0.05
Airports of Thailand	TH	THB	267	378	0.05
DKSH Holding	CH	CHF	6	355	0.04
Assa Abloy	SE	SEK	19	353	0.04
L3Harris Technologies	US	USD	3	349	0.04
Alpha Financial Markets Consulting	GB	GBP	143	342	0.04
Morgan Advanced Materials	GB	GBP	118	329	0.04
UT Group	JP	JPY	12	312	0.04
Inwido	SE	SEK	34	307	0.04
Varta	DE	EUR	3	298	0.04
Controladora Vuela Cia de Aviacion ADR	MX	USD	44	294	0.04
Inspired Energy	GB	GBP	1,932	274	0.03
Yaskawa Electric	JP	JPY	8	261	0.03
Air Lease	US	USD	10	242	0.03
RELX	GB	GBP	14	234	0.03
Hitachi Construction Machinery	JP	JPY	11	224	0.03
SHO-BOND Holdings	JP	JPY	5	208	0.03
Zhuzhou CRRC Times Electric (H)	CN	HKD	75	197	0.02
Penta-Ocean Construction	JP	JPY	36	194	0.02
SITC International Holdings	HK	HKD	136	180	0.02
LISI	FR	EUR	12	169	0.02
Clarkson	GB	GBP	7	166	0.02
Siemens Energy	DE	EUR	8	159	0.02
Singapore Technologies Engineering	SG	SGD	72	158	0.02
Simplybiz Group	GB	GBP	103	157	0.02
HeadHunter Group ADR	RU	USD	8	154	0.02
Sany Heavy Industry (A)	CN	CNY	45	149	0.02
Arwana Citramulia	ID	IDR	4,746	138	0.02
Kerry Logistics Network	HK	HKD	76	136	0.02
Trusco Nakayama	JP	JPY	6	133	0.02
International Container Terminal Services	PH	PHP	64	130	0.02
Makuake	JP	JPY	1	129	0.02
COMSYS Holdings	JP	JPY	6	125	0.02
Grupo Aeroportuario del Sureste ADR (B)	MX	USD	1	123	0.02
ZTO Express Cayman ADR	CN	USD	5	114	0.01
CKD	JP	JPY	8	113	0.01
Raksul	JP	JPY	2	101	0.01
LT Group	PH	PHP	469	96	0.01
Titan Wind Energy Suzhou	CN	CNY	103	95	0.01
Honeywell International 0.00% 10/03/2024	US	EUR	93	93	0.01
Caverion	FI	EUR	15	87	0.01
Miura	JP	JPY	2	85	0.01
Weichai Power (A)	CN	CNY	41	80	0.01
Cebu Air	PH	PHP	116	80	0.01
Ayala	PH	PHP	6	78	0.01
Sinotruk (Hong Kong)	CN	HKD	35	76	0.01
GT Capital Holdings	PH	PHP	9	72	0.01
Beijing Capital International Airport (H)	CN	HKD	137	72	0.01
Hitachi Transport System	JP	JPY	3	71	0.01
Senior	GB	GBP	116	70	0.01
Sinotrans (H)	CN	HKD	272	69	0.01
Fuji Electric	JP	JPY	3	66	0.01
Daqin Railway (A)	CN	CNY	81	66	0.01
Kubota	JP	JPY	4	62	0.01
Kung Long Batteries Industrial	TW	TWD	15	61	0.01
Pacific Basin Shipping	HK	HKD	483	60	0.01
Country Garden Services Holdings	CN	HKD	11	60	0.01
MonotaRO	JP	JPY	1	59	0.01
Titan Wind Energy Suzhou	CN	CNY	60	55	0.01
Weichai Power (H)	CN	HKD	32	52	0.01
Nihon Flush	JP	JPY	5	51	0.01
Siemens Financier 0.125% 05/06/2022 EMTN	NL	EUR	46	47	0.01
Guangshen Railway (H)	CN	HKD	331	47	0.01
Nomura	JP	JPY	8	45	0.01
Service Stream	AU	AUD	36	43	0.01
Ushio	JP	JPY	4	41	0.01
Rozetta	JP	JPY	2	40	0.00
Air China (H)	CN	HKD	68	38	0.00
Sime Darby	MY	MYR	74	37	0.00
SBS Transit	SG	SGD	21	37	0.00
Nippo	JP	JPY	2	37	0.00
Shanghai M&G Stationery	CN	CNY	4	36	0.00
Hyundai Mipo Dockyard	KR	KRW	2	36	0.00
China Southern Airlines (H)	CN	HKD	79	36	0.00
CIMC Enric Holdings	HK	HKD	87	35	0.00
Sinopec Engineering Group (H)	CN	HKD	103	34	0.00
Sino-Thai Engineering & Construction	TH	THB	118	33	0.00
Dynasty Ceramic	TH	THB	528	33	0.00
Surya Pertiwi	ID	IDR	1,343	31	0.00
Kito	JP	JPY	3	31	0.00
Sany Heavy Industry (A)	CN	CNY	9	29	0.00
Muhibbah Engineering	MY	MYR	176	27	0.00
Taikisha	JP	JPY	1	26	0.00
Raito Kogyo	JP	JPY	2	25	0.00
Trellidor Holdings	ZA	ZAR	248	21	0.00
Techno Smart	JP	JPY	3	20	0.00
Keppel	SG	SGD	7	20	0.00
China State Construction Engineering	CN	CNY	30	20	0.00
Qingdao Port International	CN	HKD	39	19	0.00
Nitto Boseki	JP	JPY	1	19	0.00
ZTO Express Cayman	CN	HKD	1	18	0.00
Nitta	JP	JPY	1	18	0.00
Hong Leong Industries	MY	MYR	12	18	0.00
KEC International	IN	INR	4	16	0.00
Geumhwa PSC	KR	KRW	1	14	0.00
China Railway Group (H)	CN	HKD	36	14	0.00
Cardig Aero Services	ID	IDR	1,186	14	0.00
BOC Aviation	SG	HKD	3	13	0.00
Nippon Road Co	JP	JPY	1	12	0.00
NARI Technology	CN	CNY	4	10	0.00
Hirano Tecseed/Kinzoku	JP	JPY	1	9	0.00
Sumitomo Densetsu	JP	JPY	1	8	0.00
Monalisa Group	CN	CNY	2	8	0.00
Koentec	KR	KRW	1	8	0.00
Anhui Heli Co	CN	CNY	4	7	0.00
Weichai Power (A)	CN	CNY	2	5	0.00
TK Group Holdings	CN	HKD	11	3	0.00
China Index Holdings ADR	CN	USD	3	3	0.00
Business Online	TH	THB	20	3	0.00
Kosaido	JP	JPY	1	1	0.00
				62,904	7.70

정보 기술

Microsoft	US	USD	61	10,555	1.29
Tencent Holdings	CN	HKD	147	9,598	1.18
Alphabet (A)	US	USD	6	8,157	1.00
Taiwan Semiconductor Manufacturing	TW	TWD	433	5,614	0.69
Apple	US	USD	60	5,577	0.68
Facebook	US	USD	23	5,265	0.64
Samsung Electronics	KR	KRW	110	4,745	0.58
Visa	US	USD	28	4,259	0.52
SAP	DE	EUR	46	4,173	0.51
NXP Semiconductors	NL	USD	27	3,110	0.38
Salesforce.com	US	USD	13	2,663	0.33
Intel	US	USD	68	2,581	0.32
Fidelity National Information Services	US	USD	24	2,561	0.31
Infosys	IN	INR	205	2,516	0.31
Alphabet	US	USD	2	2,129	0.26
Fiserv	US	USD	24	1,925	0.24
Capgemini	FR	EUR	18	1,830	0.22
Qualcomm	US	USD	17	1,809	0.22
Keyence	JP	JPY	5	1,783	0.22
SK Hynix	KR	KRW	24	1,458	0.18
Sage Group	GB	GBP	204	1,444	0.18
VMware	US	USD	12	1,324	0.16
Lam Research	US	USD	4	1,307	0.16
NAVER	KR	KRW	6	1,262	0.15
SS&C Technologies Holdings	US	USD	25	1,249	0.15
Murata Manufacturing	JP	JPY	20	1,220	0.15
IPG Photonics	US	USD	7	1,107	0.14
Workday	US	USD	6	1,103	0.14
SYNNEX	US	USD	10	1,090	0.13
Shimadzu	JP	JPY	44	1,072	0.13
Tata Consultancy Services	IN	INR	34	1,058	0.13
MediaTek	TW	TWD	49	995	0.12

현재 투자종목 명세서서 2020년 10월 31일

	국가 코드	CCY	주식 또는 명목	시장 가격 EUR순	% 자산
CDW	US	USD	8	884	0.11
Oracle	US	USD	17	810	0.10
TDK	JP	JPY	8	804	0.10
Tokyo Electron	JP	JPY	3	790	0.10
Azbil	JP	JPY	22	770	0.09
Hamamatsu Photonics KK	JP	JPY	17	747	0.09
Cognex	US	USD	12	707	0.09
Infineon Technologies	DE	EUR	29	689	0.08
Micron Technology	US	USD	16	670	0.08
Disco	JP	JPY	3	654	0.08
Foxconn Industrial Internet (A)	CN	CNY	360	631	0.08
Coherent	US	USD	6	630	0.08
Nutanix	US	USD	29	610	0.07
RingCentral	US	USD	3	586	0.07
Samsung SDI	KR	KRW	2	570	0.07
Software	DE	EUR	18	545	0.07
Littelfuse	US	USD	3	518	0.06
Applied Materials	US	USD	10	501	0.06
Entegris	US	USD	7	468	0.06
Pagseguro Digital	BR	USD	15	460	0.06
Ciena	US	USD	13	452	0.06
Infosys ADR	IN	USD	37	446	0.05
Cognizant Technology Solutions	US	USD	7	428	0.05
Renesas Electronics	JP	JPY	60	423	0.05
Rohm	JP	JPY	6	413	0.05
New Relic	US	USD	7	365	0.04
Check Point Software Technologies (H)	IL	USD	4	351	0.04
Dell Technologies	US	USD	7	350	0.04
SDL	GB	GBP	44	341	0.04
Yokogawa Electric	JP	JPY	27	339	0.04
Advanced Energy Industries	US	USD	6	339	0.04
Western Digital	US	USD	11	337	0.04
MKS Instruments	US	USD	4	331	0.04
Z Holdings	JP	JPY	54	324	0.04
Aptitude Software Group	GB	GBP	60	323	0.04
Globant	AR	USD	2	319	0.04
Iriso Electronics	JP	JPY	10	316	0.04
Justsystems	JP	JPY	6	313	0.04
SCREEN Holdings	JP	JPY	6	298	0.04
Telefonaktiebolaget LM Ericsson	SE	SEK	30	287	0.04
Citrix Systems	US	USD	3	287	0.04
Lenovo Group	CN	HKD	508	274	0.03
Hitachi	JP	JPY	9	271	0.03
Xilinx	US	USD	3	270	0.03
Cisco Systems	US	USD	9	262	0.03
Dialog Semiconductor	GB	EUR	8	261	0.03
MasterCard	US	USD	1	258	0.03
Baidu ADR	CN	USD	2	248	0.03
Autohome ADR	CN	USD	3	236	0.03
Taiyo Yuden	JP	JPY	7	229	0.03
Amdocs	US	USD	5	229	0.03
Alten	FR	EUR	3	228	0.03
AIXTRON	DE	EUR	24	228	0.03
Sopra Steria Group	FR	EUR	2	208	0.03
Hangzhou Hikvision Digital Technology (A)	CN	CNY	34	197	0.02
Sansan	JP	JPY	3	182	0.02
AAC Technologies Holdings	CN	HKD	36	164	0.02
Fujitsu	JP	JPY	1	149	0.02
DXC Technology	US	USD	9	139	0.02
Foxconn Industrial Internet	CN	CNY	70	123	0.02
NEC	JP	JPY	3	119	0.01
Samsung Electronics Perpetual (Pref'd)	KR	KRW	3	116	0.01
giftee	JP	JPY	5	114	0.01
TravelSky Technology	CN	HKD	62	112	0.01
Kamakura Shinsho	JP	JPY	12	99	0.01
Horiba	JP	JPY	2	96	0.01
Obic	JP	JPY	1	95	0.01
Hennge KK	JP	JPY	2	94	0.01
Eizo	JP	JPY	3	94	0.01
Digital Garage	JP	JPY	3	88	0.01
Hon Hai Precision Industry	TW	TWD	37	87	0.01
Sabre	US	USD	14	77	0.01
Sunny Optical Technology (H)	CN	HKD	5	72	0.01
Appen	AU	AUD	4	71	0.01
Redington India	IN	INR	46	69	0.01
FPT	VN	VND	36	69	0.01
Information Services International-Dentsu	JP	JPY	1	67	0.01
Momo ADR	CN	USD	5	66	0.01
Fidelity National Info. Services 0.75% 21/05/2023	US	EUR	65	66	0.01
Optex Group	JP	JPY	5	60	0.01
NEC Networks & System Integration	JP	JPY	4	54	0.01
Shinko Electric Industries	JP	JPY	3	49	0.01
Ming Yuan Cloud Group Holdings	CN	HKD	13	48	0.01
NET One Systems	JP	JPY	2	47	0.01
Fidelity National Info. Services 0.40% 15/01/2021	US	EUR	46	46	0.01
Advantech	TW	TWD	5	44	0.01
Fabrinet	TH	USD	1	42	0.01
Itochu Techno-Solutions	JP	JPY	1	41	0.01
Chatwork	JP	JPY	2	41	0.01
Atea	NO	NOK	4	41	0.01
m-up Holdings	JP	JPY	2	40	0.00
Nomura Research Institute	JP	JPY	2	39	0.00
Freee KK	JP	JPY	1	37	0.00
Hinduja Global Solutions	IN	INR	5	36	0.00
Powertech Technology	TW	TWD	14	35	0.00
Dip	JP	JPY	2	35	0.00
ASM Pacific Technology	HK	HKD	4	34	0.00
Tech Mahindra	IN	INR	4	33	0.00
PT Metrodata Electronics	ID	IDR	333	31	0.00
Alps Electric	JP	JPY	3	31	0.00
Venture	SG	SGD	2	30	0.00
Otsuka	JP	JPY	1	28	0.00
KoMiCo	KR	KRW	1	26	0.00
Chroma ATE	TW	TWD	6	26	0.00
My EG Services	MY	MYR	89	25	0.00
Polytronics Technology	TW	TWD	9	24	0.00
China Railway Signal & Communication Corp (H)	CN	HKD	85	24	0.00
Spigen Korea	KR	KRW	1	19	0.00
Netbay (F)	TH	THB	27	19	0.00
Hytera Communications (B)	CN	CNY	20	19	0.00
Elite Material	TW	TWD	4	19	0.00
Cyient	IN	INR	4	18	0.00
Bengo4.com	JP	JPY	1	17	0.00
Japan Material	JP	JPY	1	15	0.00
Largan Precision	TW	TWD	1	14	0.00
Silergy	CN	TWD	1	8	0.00
Computer Age Management Services	IN	INR	1	8	0.00
SHIFT	JP	JPY	1	4	0.00
				123,999	15.18

소비재

Amazon.com	US	USD	3	7,383	0.90
Alibaba Group Holding	CN	HKD	209	6,802	0.83
Charter Communications	US	USD	13	6,662	0.82
Alibaba Group Holding ADR	CN	USD	19	4,901	0.60
Publicis Groupe	FR	EUR	124	3,708	0.45
Prosus	NL	EUR	39	3,363	0.41
McDonald's	US	USD	15	2,679	0.33
Naspers	ZA	ZAR	16	2,674	0.33
Booking Holdings	US	USD	2	2,613	0.32
Nike	US	USD	22	2,231	0.27
Takeaway.com	NL	EUR	21	2,013	0.25
Lowe's Cos	US	USD	13	1,710	0.21
Galaxy Entertainment Group	HK	HKD	296	1,681	0.21
Puma	DE	EUR	22	1,640	0.20
Shimano	JP	JPY	8	1,541	0.19
New Oriental Education & Technology Group ADR	CN	USD	11	1,525	0.19
NVR	US	USD	1	1,305	0.16
Altice USA	US	USD	53	1,218	0.15
Liberty Media Group	US	USD	36	1,111	0.14
Midea Group (A)	CN	CNY	110	1,099	0.13
Pearson	GB	GBP	191	1,084	0.13
Persimmon	GB	GBP	41	1,075	0.13
Trip.com Group ADR	CN	USD	44	1,069	0.13
Fast Retailing	JP	JPY	2	973	0.12
AutoZone	US	USD	1	833	0.10
Burlington Stores	US	USD	5	796	0.10
Service Corp International	US	USD	19	775	0.09
Stanley Electric	JP	JPY	31	768	0.09
Papa John's International	US	USD	11	749	0.09
Shenzhou International Group Holdings	CN	HKD	49	725	0.09
ServiceMaster Global Holdings	US	USD	17	709	0.09
Activision Blizzard	US	USD	10	660	0.08
JD.com	CN	HKD	18	641	0.08
ANTA Sports Products	CN	HKD	65	622	0.08
Gree Electric Appliances Inc of Zhuhai	CN	CNY	82	613	0.08
Hyundai Mobis	KR	KRW	3	595	0.07
Pan Pacific International Holdings	JP	JPY	31	574	0.07
Meituan Dianping	CN	HKD	17	552	0.07
Laureate Education	US	USD	50	552	0.07
Foschini Group	ZA	ZAR	121	549	0.07
Eicher Motors	IN	INR	23	549	0.07
JD.com ADR	CN	USD	8	548	0.07
Maruti Suzuki India	IN	INR	7	542	0.07
Porsche Automobil Holding Perpetual (Pref'd)	DE	EUR	11	521	0.06
Volkswagen (Pref'd)	DE	EUR	4	518	0.06
Zhejiang Supor (A)	CN	CNY	55	494	0.06
Vistry Group	GB	GBP	78	474	0.06
Zhongsheng Group Holdings	CN	HKD	77	473	0.06
EssilorLuxottica	FR	EUR	4	468	0.06

현재 투자종목 명세서서 2020년 10월 31일

	국가 코드	CCY	주식 또는 명목	시장 가격 EUR순	% 자산
Dollar Tree	US	USD	6	464	0.06
TAL Education Group ADR	CN	USD	8	445	0.05
MercadoLibre	AR	USD	1	442	0.05
Vivo Energy	GB	GBP	518	435	0.05
OPAP (A)	GR	EUR	60	417	0.05
DouYu International Holdings ADR	CN	USD	31	401	0.05
Detsky Mir	RU	USD	332	394	0.05
Guangzhou Automobile Group (H)	CN	HKD	440	389	0.05
Li Ning	CN	HKD	87	387	0.05
Toyo Tire & Rubber	JP	JPY	30	384	0.05
Nokian Renkaat	FI	EUR	14	381	0.05
Koito Manufacturing	JP	JPY	9	374	0.05
Jumbo	GR	EUR	31	372	0.05
Fiat Chrysler Automobiles	GB	EUR	35	371	0.05
Pepkor Holdings	ZA	ZAR	569	359	0.04
NetEase ADR	CN	USD	5	347	0.04
Team17 Group	GB	GBP	41	323	0.04
Advance Auto Parts	US	USD	3	320	0.04
Tapestry	US	USD	16	316	0.04
Shop Apotheke Europe	NL	EUR	2	308	0.04
D'ieteren	BE	EUR	7	307	0.04
Afya	BR	USD	15	298	0.04
Boozt	SE	SEK	21	294	0.04
Nifco	JP	JPY	11	292	0.04
Dongfeng Motor Group (H)	CN	HKD	481	291	0.04
Suzuki Motor	JP	JPY	8	278	0.03
China International Travel Service (A)	CN	CNY	11	278	0.03
Gree Electric Appliances of Zhuhai	CN	CNY	37	276	0.03
Musti Group	FI	EUR	13	262	0.03
Autoliv	SE	USD	4	251	0.03
Watches of Switzerland Group	GB	GBP	57	249	0.03
Basic-Fit	NL	EUR	12	249	0.03
Coats Group	GB	GBP	386	244	0.03
Central Retail	TH	THB	318	234	0.03
4imprint Group	GB	GBP	10	232	0.03
Honda Motor	JP	JPY	11	215	0.03
HelloFresh	DE	EUR	5	215	0.03
Yamaha	JP	JPY	5	205	0.03
Denso	JP	JPY	5	203	0.02
Famous Brands	ZA	ZAR	85	195	0.02
Kendrion	NL	EUR	12	185	0.02
adidas	DE	EUR	1	178	0.02
Gym Group	GB	GBP	116	178	0.02
Cairn Homes	IE	EUR	212	167	0.02
Focus Media Information Technology	CN	CNY	136	164	0.02
THG Holding	GB	GBP	22	163	0.02
ScS Group	GB	GBP	76	162	0.02
Headlam Group	GB	GBP	54	159	0.02
eBay	US	USD	4	144	0.02
Mavi Giyim Sanayi Ve Ticaret	TR	TRY	36	139	0.02
Crystal International Group	HK	HKD	585	139	0.02
Ryohin Keikaku	JP	JPY	7	133	0.02
MR DIY Group (M)	MY	MYR	350	126	0.02
Jiumaojiu International Holdings	CN	HKD	65	123	0.02
Jollibee Foods	PH	PHP	38	115	0.01
Dream International	HK	HKD	390	115	0.01
Nojima	JP	JPY	5	113	0.01
Weifu High-Technology Group	CN	HKD	65	103	0.01
Midea Group	CN	CNY	10	100	0.01
Selamat Sempurna	ID	IDR	1,191	97	0.01
Brilliance China Automotive Holdings	HK	HKD	131	97	0.01
Sky 1.50% 15/09/2021 EMTN	GB	EUR	93	94	0.01
RELX Finance 0.00% 18/03/2024	NL	EUR	93	93	0.01
Subaru	JP	JPY	6	87	0.01
Sun International (South Africa)	ZA	ZAR	114	81	0.01
SAIC Motor (A)	CN	CNY	27	80	0.01
Oriental Land	JP	JPY	1	80	0.01
Hostelworld Group	IE	GBP	134	75	0.01
Somboon Advance Technology	TH	THB	195	71	0.01
Baozun	CN	HKD	7	70	0.01
China Yongda Automobiles Services Holdings	CN	HKD	56	69	0.01
Sony	JP	JPY	1	66	0.01
HUYA ADR	CN	USD	3	58	0.01
Chaowei Power Holdings	CN	HKD	186	55	0.01
Xingda International Holdings	CN	HKD	241	53	0.01
Wilcon Depot	PH	PHP	210	53	0.01
Seria	JP	JPY	2	51	0.01
McDonald's 4.00% 17/02/2021 EMTN	US	EUR	46	47	0.01
BMW Finance 0.125% 12/01/2021 EMTN	NL	EUR	46	46	0.01
Map Aktif Adiperkasa	ID	IDR	371	45	0.01
Pacific Textiles Holdings	HK	HKD	91	44	0.01
Baozun ADR	CN	USD	1	42	0.01
Round One	JP	JPY	6	37	0.00
Chow Tai Fook Jewellery Group	HK	HKD	33	37	0.00
KIYO Learning	JP	JPY	1	36	0.00
Central Automotive Products	JP	JPY	2	35	0.00
Sebang Global Battery	KR	KRW	2	34	0.00
Fast Food Indonesia	ID	IDR	644	34	0.00
Chow Sang Sang Holdings International	HK	HKD	36	33	0.00
Demae-Can	JP	JPY	1	32	0.00
Shine Corporate	AU	AUD	61	31	0.00
Plan B Media	TH	THB	203	30	0.00
Tianneng Power International	CN	HKD	20	28	0.00
Texwinca Holdings	HK	HKD	215	28	0.00
Bestway Global Holding	CN	HKD	137	28	0.00
Teejay Lanka	LK	LKR	197	27	0.00
Rinnai	JP	JPY	1	27	0.00
MakeMyTrip	IN	USD	2	26	0.00
Astra Otoparts	ID	IDR	519	26	0.00
Sabina	TH	THB	44	25	0.00
Jaya Bersama Indo	ID	IDR	1,515	25	0.00
Vipshop Holdings ADR	CN	USD	1	23	0.00
Koshidaka Holdings	JP	JPY	7	23	0.00
Wuhu Sanqi Interactive Entertainment	CN	CNY	6	22	0.00
Texhong Textile Group	HK	HKD	34	22	0.00
China Literature	CN	HKD	3	20	0.00
Mitra Adiperkasa	ID	IDR	496	19	0.00
Xtep International Holdings	CN	HKD	61	18	0.00
NetEase	CN	HKD	1	18	0.00
JINS	JP	JPY	1	18	0.00
WPP AUNZ	AU	AUD	66	17	0.00
Nien Made Enterprise	TW	TWD	2	17	0.00
China South Publishing & Media Group (A)	CN	CNY	12	17	0.00
Bapcor	AU	AUD	4	17	0.00
SL	KR	KRW	1	15	0.00
Oppein Home Group	CN	CNY	1	15	0.00
Rakuten	JP	JPY	2	14	0.00
Com2uS	KR	KRW	1	14	0.00
China South Publishing & Media Group	CN	CNY	10	14	0.00
Yadea Group Holdings	CN	HKD	10	13	0.00
Think Childcare	AU	AUD	21	13	0.00
Oppein Home Group	CN	CNY	1	13	0.00
Mercari	JP	JPY	1	13	0.00
Taiwan Sakura	TW	TWD	8	12	0.00
China Dongxiang Group	CN	HKD	108	12	0.00
Parkson Retail Group	CN	HKD	449	11	0.00
China International Travel Service	CN	CNY	1	11	0.00
Skyworth Group	HK	HKD	45	10	0.00
Piolax	JP	JPY	1	8	0.00
Embry Holdings	HK	HKD	74	8	0.00
Bafang Electric Suzhou	CN	CNY	1	8	0.00
Tokyo Radiator Manufacturing	JP	JPY	1	4	0.00
Bafang Electric Suzhou	CN	CNY	1	4	0.00
Twenty-four seven	JP	JPY	1	3	0.00
				95,362	**11.68**

소비재

Unilever	GB	EUR	87	4,223	0.52
British American Tobacco	GB	GBP	139	3,786	0.46
Swedish Match	SE	SEK	58	3,764	0.46
Walmart	US	USD	26	3,081	0.38
Coca-Cola	US	USD	73	2,979	0.36
Beiersdorf	DE	EUR	31	2,747	0.34
Unilever	GB	GBP	50	2,449	0.30
Tesco	GB	GBP	1,058	2,419	0.30
Nestle	CH	CHF	25	2,393	0.29
China Mengniu Dairy	HK	HKD	573	2,315	0.28
Associated British Foods	GB	GBP	114	2,156	0.26
Imperial Brands	GB	GBP	146	1,988	0.24
L'Oreal	FR	EUR	7	1,896	0.23
Koninklijke Ahold Delhaize	NL	EUR	70	1,645	0.20
Kweichow Moutai (A)	CN	CNY	7	1,503	0.18
Sprouts Farmers Market	US	USD	62	1,025	0.13
Monster Beverage	US	USD	16	1,020	0.12
CP ALL	TH	THB	664	982	0.12
Tyson Foods	US	USD	20	969	0.12
Vietnam Dairy Products	VN	VND	173	690	0.08
Coca-Cola European Partners	GB	USD	22	684	0.08
Thai Beverage	TH	SGD	1,562	570	0.07
Pernod Ricard	FR	EUR	4	567	0.07
Bid	ZA	ZAR	47	559	0.07
China Resources Beer Holdings	HK	HKD	102	542	0.07
Hindustan Unilever	IN	INR	22	519	0.06
Wm Morrison Supermarkets	GB	GBP	275	497	0.06
Britvic	GB	GBP	51	418	0.05
Archer-Daniels-Midland	US	USD	9	341	0.04
Royal Unibrew	DK	DKK	4	301	0.04
Kroger	US	USD	10	273	0.03
Bunge	US	USD	5	266	0.03
Budweiser Brewing Co APAC	HK	HKD	103	260	0.03

현재 투자종목 명세서서 2020년 10월 31일

	국가 코드	CCY	주식 또는 명목	시장 가격 EUR순	% 자산
Welcia Holdings	JP	JPY	7	245	0.03
Kao	JP	JPY	4	224	0.03
Nongfu Spring	CN	HKD	55	215	0.03
Smoore International Holdings	CN	HKD	37	166	0.02
Kotobuki Spirits	JP	JPY	4	159	0.02
Gudang Garam	ID	IDR	64	154	0.02
Robinsons Retail Holdings	PH	PHP	133	151	0.02
Kweichow Moutai	CN	CNY	1	150	0.02
Sun Art Retail Group	HK	HKD	158	147	0.02
Sakata Seed	JP	JPY	5	143	0.02
Foshan Haitian Flavouring & Food (B)	CN	CNY	7	140	0.02
Indofood Sukses Makmur	ID	IDR	329	134	0.02
Puregold Price Club	PH	PHP	174	127	0.02
Uni-President China Holdings	CN	HKD	150	112	0.01
Shiseido	JP	JPY	2	109	0.01
BAT Int'l Finance 4.875% 24/02/2021 EMTN	GB	EUR	93	94	0.01
Charoen Pokphand (Indonesia)	ID	IDR	256	87	0.01
Carabao Group	TH	THB	28	85	0.01
Japfa	SG	SGD	206	84	0.01
RFM	PH	PHP	993	83	0.01
First Resources	SG	SGD	110	83	0.01
WH Group	HK	HKD	120	81	0.01
Yantai Changyu Pioneer Wine	CN	HKD	51	79	0.01
Saigon Beer Alcohol Beverage	VN	VND	11	74	0.01
Altria Group 1.00% 15/02/2023	US	EUR	70	71	0.01
Osotspa	TH	THB	80	70	0.01
Coles Group	AU	AUD	6	69	0.01
Sheng Siong	SG	SGD	64	67	0.01
Asian Seafoods Coldstorage	TH	THB	171	62	0.01
Convenience Retail Asia	HK	HKD	112	54	0.01
Heineken (Malaysia)	MY	MYR	14	51	0.01
Carlsberg Brewery (Malaysia)	MY	MYR	12	47	0.01
Tingyi Cayman Islands Holding	CN	HKD	28	44	0.01
Laobaixing Pharmacy Chain	CN	CNY	5	43	0.01
Industri Jamu Dan Farmasi Sido Muncul	ID	IDR	847	40	0.00
Bumitama Agri	ID	SGD	147	40	0.00
Japfa Comfeed Indonesia	ID	IDR	630	39	0.00
Century Pacific Food	PH	PHP	137	38	0.00
Siam Makro	TH	THB	34	37	0.00
Dairy Farm International Holdings	HK	USD	11	37	0.00
Ultrajaya Milk Industry & Trading	ID	IDR	366	35	0.00
China Foods	HK	HKD	114	33	0.00
Shinnihonseiyaku	JP	JPY	1	31	0.00
Vinda International Holdings	HK	HKD	10	23	0.00
Changshouhua Food	CN	HKD	47	21	0.00
Delfi	SG	SGD	48	19	0.00
Blackmores	AU	AUD	1	12	0.00
Ceylon Cold Stores	LK	LKR	3	10	0.00
Bestore	CN	CNY	1	7	0.00
Shenguan Holdings Group	CN	HKD	134	4	0.00
Sagami Rubber Industries	JP	JPY	1	4	0.00
				53,961	6.61

건강

	국가 코드	CCY	주식 또는 명목	시장 가격 EUR순	% 자산
Sanofi	FR	EUR	101	7,801	0.96
Roche Holding	CH	CHF	19	5,350	0.66
Koninklijke Philips	NL	EUR	103	4,094	0.50
Horizon Therapeutics	US	USD	54	3,462	0.42
Baxter International	US	USD	41	2,721	0.33
Novo Nordisk	DK	DKK	49	2,683	0.33
AbbVie	US	USD	37	2,652	0.32
Fresenius Medical Care	DE	EUR	40	2,622	0.32
UnitedHealth Group	US	USD	10	2,545	0.31
Thermo Fisher Scientific	US	USD	6	2,435	0.30
ICON	IE	USD	14	2,145	0.26
Zimmer Biomet Holdings	US	USD	19	2,129	0.26
HCA Healthcare	US	USD	18	1,907	0.23
AmerisourceBergen	US	USD	22	1,836	0.22
Abbott Laboratories	US	USD	16	1,452	0.18
Wuxi Biologics Cayman	CN	HKD	54	1,308	0.16
Stryker	US	USD	7	1,177	0.14
Olympus	JP	JPY	71	1,167	0.14
Boston Scientific	US	USD	39	1,157	0.14
Innovent Biologics	CN	HKD	172	1,093	0.13
Roche Holding (B)	CH	CHF	4	1,033	0.13
Genus	GB	GBP	18	826	0.10
Hansoh Pharmaceutical Group	CN	HKD	210	807	0.10
Hoya	JP	JPY	8	793	0.10
Bayer	DE	EUR	17	668	0.08
Santen Pharmaceutical	JP	JPY	43	652	0.08
Grifols ADR	ES	USD	37	538	0.07
Nippon Shinyaku	JP	JPY	9	537	0.07
McKesson	US	USD	4	520	0.06
PerkinElmer	US	USD	4	495	0.06
Sonova Holding	CH	CHF	2	446	0.05
Eisai	JP	JPY	6	429	0.05
Pfizer	US	USD	13	405	0.05
Mylan	US	USD	30	379	0.05
Arena Pharmaceuticals	US	USD	5	363	0.04
Ascendis Pharma ADR	DK	USD	2	340	0.04
CVS Health	US	USD	7	327	0.04
Anthem	US	USD	1	327	0.04
Krystal Biotech	US	USD	8	312	0.04
Apellis Pharmaceuticals	US	USD	11	307	0.04
Aprea Therapeutics	US	USD	15	291	0.04
Exelixis	US	USD	16	278	0.03
WuXi AppTec	CN	HKD	20	277	0.03
Top Glove	MY	MYR	143	254	0.03
Korian	FR	EUR	10	247	0.03
Ocumension Therapeutics	CN	HKD	121	242	0.03
MorphoSys	DE	EUR	3	233	0.03
Peijia Medical	CN	HKD	75	208	0.03
Centene	US	USD	4	206	0.03
Evotec	DE	EUR	9	202	0.02
CSL	AU	AUD	1	201	0.02
Sutro Biopharma	US	USD	17	190	0.02
LivaNova	GB	USD	4	180	0.02
Alexion Pharmaceuticals	US	USD	2	178	0.02
Craneware	GB	GBP	9	158	0.02
Granules India	IN	INR	28	124	0.02
Tempo Scan Pacific	ID	IDR	1,354	100	0.01
Chularat Hospital	TH	THB	1,392	96	0.01
Medical Data Vision	JP	JPY	5	93	0.01
Hangzhou Tigermed Consulting	CN	HKD	5	71	0.01
Rajthanee Hospital	TH	THB	116	69	0.01
Medikaloka Hermina	ID	IDR	362	67	0.01
Fisher & Paykel Healthcare (AU)	NZ	AUD	3	67	0.01
China Resources Pharmaceutical Group	CN	HKD	140	60	0.01
China National Accord Medicines (A)	CN	CNY	9	57	0.01
InnoCare Pharma	CN	HKD	51	56	0.01
Jiangsu Hengrui Medicine	CN	CNY	5	54	0.01
Shandong Weigao Group Medical Polymer (H)	CN	HKD	30	49	0.01
Bumrungrad Hospital	TH	THB	19	47	0.01
Mega Lifesciences	TH	THB	45	42	0.01
Bayer 0.375% 06/07/2024	DE	EUR	42	42	0.01
Ramsay Health Care	AU	AUD	1	40	0.00
Abbott Ireland Financing 0.875% 27/09/2023	IE	EUR	35	36	0.00
China National Accord Medicines (B)	CN	HKD	13	32	0.00
I-Sens	KR	KRW	1	27	0.00
Shanghai Pharmaceuticals Holding (H)	CN	HKD	19	26	0.00
JMDC	JP	JPY	1	21	0.00
Hutchison China MediTech	HK	GBP	3	15	0.00
Vieworks	KR	KRW	1	13	0.00
Eiken Chemical	JP	JPY	1	13	0.00
China National Accord Medicines	CN	CNY	1	9	0.00
Interojo	KR	KRW	1	8	0.00
Osprey Medical	US	AUD	45	1	0.00
				66,920	8.19

금융

	국가 코드	CCY	주식 또는 명목	시장 가격 EUR순	% 자산
Fidelity US Quality Income UCITS ETF	IE	GBP	9,517	58,295	7.14
AIA Group	HK	HKD	639	5,219	0.64
Legal & General Group	GB	GBP	1,926	3,958	0.48
JPMorgan Chase	US	USD	45	3,749	0.46
AXA	FR	EUR	267	3,687	0.45
Ping An Insurance Group (H)	CN	HKD	372	3,294	0.40
Morgan Stanley	US	USD	72	2,929	0.36
Allianz	DE	EUR	19	2,909	0.36
HDFC Bank	IN	INR	212	2,904	0.36
DNB	NO	NOK	249	2,889	0.35
Bank Central Asia	ID	IDR	1,663	2,808	0.34
Housing Development Finance	IN	INR	105	2,349	0.29
Bank OZK	US	USD	112	2,331	0.29
Prudential	GB	GBP	210	2,197	0.27
Barclays	GB	GBP	1,804	2,137	0.26
Arthur J Gallagher	US	USD	23	2,038	0.25
Hannover Rueck	DE	EUR	16	1,958	0.24
ABN AMRO Group	NL	EUR	251	1,769	0.22
St James's Place	GB	GBP	176	1,757	0.22
China Merchants Bank (H)	CN	HKD	366	1,638	0.20
Zurich Insurance Group	CH	CHF	6	1,628	0.20
3i Group	GB	GBP	142	1,514	0.19
NN Group	NL	EUR	49	1,471	0.18
Bank Rakyat Indonesia Persero	ID	IDR	7,536	1,463	0.18
Tradeweb Markets	US	USD	29	1,371	0.17
Axis Bank	IN	INR	240	1,368	0.17
Muenchener Rueckversicherungs-Gesellschaft	DE	EUR	7	1,361	0.17
Tryg	DK	DKK	56	1,339	0.16
Discover Financial Services	US	USD	24	1,310	0.16
Hong Kong Exchanges and Clearing	HK	HKD	30	1,225	0.15

현재 투자종목 명세서서 2020년 10월 31일

	국가 코드	CCY	주식 또는 명목	시장 가격 EUR순	% 자산
Admiral Group	GB	GBP	40	1,220	0.15
Absa Group	ZA	ZAR	262	1,206	0.15
United Overseas Bank	SG	SGD	100	1,203	0.15
First Republic Bank	US	USD	10	1,069	0.13
Assurant	US	USD	9	1,004	0.12
Deutsche Boerse	DE	EUR	8	982	0.12
Sampo	FI	EUR	30	974	0.12
Virtu Financial	US	USD	53	961	0.12
Berkshire Hathaway	US	USD	5	942	0.12
Tokio Marine Holdings	JP	JPY	22	861	0.11
Texas Capital Bancshares	US	USD	23	860	0.11
Kotak Mahindra Bank	IN	INR	47	838	0.10
HDFC Standard Life Insurance	IN	INR	114	780	0.10
SVB Financial Group	US	USD	3	774	0.09
DBS Group Holdings	SG	SGD	59	751	0.09
Sberbank of Russia Perpetual (Pref'd)	RU	USD	325	678	0.08
Swedbank	SE	SEK	49	665	0.08
Willis Towers Watson	GB	USD	4	637	0.08
ING Groep	NL	EUR	108	633	0.08
Sberbank of Russia	RU	USD	288	627	0.08
Ageas	BE	EUR	18	623	0.08
China Construction Bank (H)	CN	HKD	1,050	621	0.08
China Life Insurance (H)	CN	HKD	313	588	0.07
VZ Holding	CH	CHF	7	494	0.06
Oversea-Chinese Banking	SG	SGD	93	493	0.06
Shinhan Financial Group	KR	KRW	21	492	0.06
ORIX	JP	JPY	45	455	0.06
Guaranty Trust Bank	NG	NGN	6,259	452	0.06
Moneta Money Bank	CZ	CZK	223	434	0.05
Wells Fargo	US	USD	22	397	0.05
ICICI Lombard General Insurance	IN	INR	28	394	0.05
SCOR	FR	EUR	18	370	0.05
Fairfax Financial Holdings	CA	CAD	2	362	0.04
Travelers	US	USD	3	347	0.04
Industrial & Commercial Bank of China (H)	CN	HKD	703	343	0.04
Intermediate Capital Group	GB	GBP	26	336	0.04
Equity Group Holdings (Kenya)	KE	KES	1,255	336	0.04
Zenith Bank	NG	NGN	6,826	335	0.04
Palomar Holdings	US	USD	4	333	0.04
Van Lanschot Kempen	NL	EUR	19	329	0.04
Metropolitan Bank & Trust	PH	PHP	438	316	0.04
Public Bank	MY	MYR	100	311	0.04
Credit Agricole	FR	EUR	46	309	0.04
Euronext	NL	EUR	3	300	0.04
Banca Generali	IT	EUR	11	264	0.03
Goosehead Insurance	US	USD	3	262	0.03
Hamilton Lane	US	USD	4	258	0.03
IG Group Holdings	GB	GBP	30	256	0.03
Zenkoku Hosho	JP	JPY	7	253	0.03
Northern Trust	US	USD	4	252	0.03
ASR Nederland	NL	EUR	10	251	0.03
Bank Mandiri Persero	ID	IDR	746	249	0.03
Vienna Ins. Group Wiener Versicherung Gruppe	AT	EUR	13	223	0.03
KBC Ancora	BE	EUR	9	214	0.03
Sompo Holdings	JP	JPY	6	206	0.03
Emirates NBD	AE	AED	92	205	0.03
Agricultural Bank of China (H)	CN	HKD	663	192	0.02
Aflac	US	USD	6	187	0.02
Arch Capital Group	BM	USD	7	171	0.02
Intercorp Financial Services	PE	USD	9	158	0.02
E.Sun Financial Holding	TW	TWD	207	151	0.02
Draper Esprit	GB	GBP	21	142	0.02
Chailease Holding	TW	TWD	33	139	0.02
SBI Cards & Payment Services	IN	INR	15	138	0.02
Sparebanken Vest	NO	NOK	25	137	0.02
Commonwealth Bank of Australia	AU	AUD	3	130	0.02
Bangkok Bank	TH	THB	48	128	0.02
Aruhi	JP	JPY	8	118	0.01
Bank Tabungan Pensiunan Nasional Syariah	ID	IDR	464	100	0.01
Muangthai Capital	TH	THB	64	96	0.01
Morgan Stanley 1.00% 02/12/2022 GMTN	US	EUR	93	95	0.01
UBS 0.625% 23/01/2023 GMTN	CH	EUR	93	94	0.01
KB Financial Group	KR	KRW	3	90	0.01
CITIC Securities (H)	CN	HKD	44	83	0.01
BFI Finance Indonesia	ID	IDR	3,567	80	0.01
Kasikornbank (F)	TH	THB	36	76	0.01
Xtrackers Euro Stoxx 50 UCITS ETF	LU	EUR	2	73	0.01
China Minsheng Banking (H)	CN	HKD	155	73	0.01
Bank of America 1.379% VRN 07/02/2025 EMTN	US	EUR	70	72	0.01
Danske Bank 1.375% VRN 24/05/2023	DK	EUR	70	71	0.01
Metropolitan Life Global 0.875% 20/01/2022 EMTN	US	EUR	70	70	0.01
Huatai Securities (H)	CN	HKD	49	69	0.01
FCA Bank Ireland 1.25% 21/06/2022 EMTN	IT	EUR	67	69	0.01
JSE	ZA	ZAR	11	66	0.01
China Cinda Asset Management (H)	CN	HKD	404	65	0.01
Tisco Financial Group	TH	THB	31	61	0.01
Dah Sing Banking Group	HK	HKD	81	60	0.01
LPI Capital	MY	MYR	22	59	0.01
KBC Group 1.125% 25/01/2024 EMTN	BE	EUR	46	48	0.01
BFCM 0.75% 15/06/2023 EMTN	FR	EUR	46	48	0.01
Volkswagen Bank 0.375% 05/07/2022 EMTN	DE	EUR	46	47	0.01
Swedbank 0.25% 07/11/2022 GMTN	SE	EUR	46	47	0.01
Minkabu The Infonoid	JP	JPY	2	47	0.01
Korea Development Bank 0.625% 17/07/2023	KR	EUR	46	47	0.01
DNB Bank 4.375% 24/02/2021 EMTN	NO	EUR	46	47	0.01
Barclays 3.375% VRN 02/04/2025 EMTN	GB	EUR	43	47	0.01
HSBC Holdings 0.422% FRN 04/12/2021 EMTN	GB	EUR	46	46	0.01
Goldman Sachs Group 0.041% FRN 21/04/2023 EMTN	US	EUR	46	46	0.01
Shriram Transport Finance	IN	INR	5	42	0.01
Bajaj Finance	IN	INR	1	42	0.01
Mega Financial Holding	TW	TWD	49	41	0.01
Samsung Fire & Marine Insurance	KR	KRW	1	40	0.00
China International Capital (H)	CN	HKD	20	40	0.00
Shriram City Union Finance	IN	INR	4	37	0.00
Intercorp Financial Services (PE)	PE	USD	2	36	0.00
China Taiping Insurance Holdings	HK	HKD	23	30	0.00
NatWest Markets 0.233% FRN 18/06/2021 EMTN	GB	EUR	28	28	0.00
Noah Holdings ADR	CN	USD	1	26	0.00
Westpac Banking 0.75% 17/10/2023 EMTN	AU	EUR	23	24	0.00
Rabobank 0.625% 27/02/2024 EMTN	NL	EUR	23	24	0.00
Muthoot Finance	IN	INR	2	24	0.00
Lloyds Banking Group 0.75% 09/11/2021 EMTN	GB	EUR	24	24	0.00
BPCE 1.125% 18/01/2023 EMTN	FR	EUR	23	24	0.00
Volkswagen Bank 0.955% FRN 01/08/2022 EMTN	DE	EUR	23	23	0.00
FCA Bank Ireland 1.00% 21/02/2022 EMTN	IT	EUR	23	23	0.00
Repco Home Finance	IN	INR	10	21	0.00
Mitsubishi UFJ Financial Group 0.978% 09/06/2024	JP	EUR	20	21	0.00
Berkshire Hathaway 0.00% 12/03/2025	US	EUR	21	21	0.00
Hyundai Marine & Fire Insurance	KR	KRW	1	20	0.00
Volkswagen Bank 0.625% 08/09/2021 EMTN	DE	EUR	19	19	0.00
DB Insurance	KR	KRW	1	19	0.00
Metropolitan Life Global 0.375% 09/04/2024	US	EUR	17	18	0.00
Korean Reinsurance	KR	KRW	3	18	0.00
HDFC Bank ADR	IN	USD	1	18	0.00
LIC Housing Finance	IN	INR	5	17	0.00
Santander UK 0.875% 25/11/2020 EMTN	GB	EUR	16	16	0.00
Citigroup 0.339% FRN 24/05/2021 EMTN	US	EUR	14	14	0.00
Kiwoom Securities	KR	KRW	1	12	0.00
CIMB Group Holdings	MY	MYR	4	2	0.00
				159,740	19.56

부동산

Vonovia	DE	EUR	45	2,456	0.30
Prologis REIT	US	USD	22	1,910	0.23
KE Holdings ADR	CN	USD	15	889	0.11
Invitation Homes REIT	US	USD	35	826	0.10
China Overseas Land & Investment	HK	HKD	360	776	0.10
ADO Properties (A)	DE	EUR	26	569	0.07
Shimao Services Holdings	CN	HKD	276	508	0.06
Shurgard Self Storage	LU	EUR	13	492	0.06
Sun Hung Kai Properties	HK	HKD	36	391	0.05
SM Prime Holdings	PH	PHP	646	386	0.05
China Resources Land	HK	HKD	92	323	0.04
Healthcare Realty Trust REIT	US	USD	11	270	0.03
Urban & Civic	GB	GBP	113	257	0.03
Open House	JP	JPY	8	238	0.03
Central Pattana	TH	THB	212	223	0.03
Ascendas Real Estate Investment Trust REIT	SG	SGD	118	213	0.03
Urban Logistics REIT	GB	GBP	98	149	0.02
City Developments	SG	SGD	30	121	0.01
Cromwell European REIT	SG	EUR	259	118	0.01
Keppel Pacific Oak US REIT	SG	USD	183	110	0.01
Ascendas India Trust	SG	SGD	129	106	0.01
Land & Houses	TH	THB	572	101	0.01
Pakuwon Jati	ID	IDR	3,966	95	0.01
Logicor Financing 1.50% 14/11/2022 EMTN	LU	EUR	93	95	0.01
Supalai	TH	THB	214	92	0.01
Robinsons Land	PH	PHP	338	90	0.01
Keppel DC REIT	SG	SGD	47	86	0.01
Goodman Group REIT	AU	AUD	6	66	0.01
Link REIT	HK	HKD	10	64	0.01
AREIT REIT	PH	PHP	135	61	0.01
Relo Group	JP	JPY	3	58	0.01
China Merchants Commercial REIT	HK	HKD	191	51	0.01
Digital Euro Finco 2.625% 15/04/2024	US	EUR	46	50	0.01
Digital Dutch Finco 0.125% 15/10/2022	NL	EUR	46	47	0.01
Vincom Retail	VN	VND	49	46	0.01
Shimao Property Holdings	HK	HKD	15	46	0.01

현재 투자종목 명세서서 2020년 10월 31일

	국가 코드	CCY	주식 또는 명목	시장 가격 EUR순	% 자산
Unibail-Rodamco-Westfield 0.125% 14/05/2021 EMTN	FR	EUR	37	37	0.00
Propnex	SG	SGD	69	27	0.00
Daibiru	JP	JPY	2	23	0.00
Heiwa Real Estate	JP	JPY	1	14	0.00
Cosmos Initia	JP	JPY	1	3	0.00
				12,483	1.53
정부					
Germany 1.75% 04/07/2022	DE	EUR	1,562	1,629	0.20
Germany 0.00% 07/10/2022	DE	EUR	1,123	1,140	0.14
Germany 0.00% 05/04/2024	DE	EUR	834	859	0.11
Germany 0.00%08/04/2022	DE	EUR	711	719	0.09
Germany 0.00% 12/03/2021	DE	EUR	654	655	0.08
Germany 0.00% 11/06/2021	DE	EUR	564	567	0.07
Germany 2.00% 15/08/2023	DE	EUR	184	199	0.02
				5,768	0.71
폐쇄형 펀드					
Oakley Capital Investments Fund	BM	GBP	162	458	0.06
Gemfields Group	GB	ZAR	1,079	71	0.01
				529	0.06
개방형 펀드					
Fidelity ILF - The US Dollar Fund - A-ACC-USD	IE	USD	1	4,738	0.58
Fidelity ILF - The Euro Fund - A-ACC-EUR	IE	EUR	1	2,333	0.29
				7,071	0.87
주식 연계 채권					
HSBC (Hangzhou Hikvision Digital (A)) ELN 08/2021	CN	USD	24	140	0.02
HSBC (Kweichow Moutai (A)) ELN 12/04/2024	CN	USD	1	111	0.01
BNP (Shenzhen YUTO Pkg Tech (A)) ELN 30/07/2021	CN	USD	29	110	0.01
UBS (Focus Media Info. Tech (A)) ELN 10/03/2021	CN	USD	66	80	0.01
HSBC (Focus Media Info. Tech (A)) ELN 10/03/2021	CN	USD	30	36	0.00
HSBC (China Nat'l. Accord Med (A)) ELN 15/10/2021	CN	USD	5	35	0.00
HSBC (Weichai Power (A)) ELN 07/05/2021	CN	USD	16	31	0.00
HSBC (China (S) Publish & Med (A)) ELN 23/11/2022	CN	USD	15	20	0.00
HSBC (Wuhu Sanqi IA Ent (A)) ELN 16/09/2021	CN	USD	1	3	0.00
				566	0.07
커뮤니케이션 서비스					
T-Mobile US	US	USD	49	4,598	0.56
Elisa	FI	EUR	26	1,113	0.14
Netflix	US	USD	3	1,103	0.14
China Mobile	HK	HKD	193	1,012	0.12
Infrastrutture Wireless Italiane	IT	EUR	104	964	0.12
Bharti Airtel	IN	INR	185	927	0.11
Deutsche Telekom	DE	EUR	47	616	0.08
Swisscom	CH	CHF	1	553	0.07
Telkom	ZA	ZAR	365	494	0.06
Tele2	SE	SEK	46	473	0.06
Liberty Global	GB	USD	27	433	0.05
Verizon Communications	US	USD	9	420	0.05
Telekomunikasi Indonesia Persero	ID	IDR	1,843	280	0.03
Safaricom	KE	KES	1,073	261	0.03
Sea ADR	SG	USD	2	227	0.03
Singapore Telecommunications	SG	SGD	169	216	0.03
Advanced Info Service	TH	THB	45	214	0.03
NOS SGPS	PT	EUR	65	192	0.02
Pebble Group	GB	GBP	165	130	0.02
HKBN	HK	HKD	85	126	0.02
Converge ICT Solutions	PH	PHP	461	121	0.01
Sarana Menara Nusantara	ID	IDR	1,709	98	0.01
AT&T 1.30% 05/09/2023	US	EUR	93	96	0.01
SoftBank Group	JP	JPY	2	95	0.01
Bilibili ADR	CN	USD	2	88	0.01
LG Uplus	KR	KRW	9	74	0.01
Globe Telecom	PH	PHP	2	73	0.01
TIME dotCom	MY	MYR	26	70	0.01
XL Axiata	ID	IDR	575	67	0.01
Orange 0.50% 15/01/2022 EMTN	FR	EUR	46	47	0.01
Daiichikosho	JP	JPY	2	46	0.01
China Unicom	HK	HKD	88	46	0.01
Telstra	AU	AUD	25	40	0.00
Dialog Axiata	LK	LKR	213	11	0.00
Cathay Media And Education Group	CN	HKD	25	11	0.00
Shemaroo Entertainment	IN	INR	9	6	0.00
				15,341	1.88

증권 자격 취득 또는 기타 통제 된 시장 에서 죽음을 맞게

	국가 코드	CCY	주식 또는 명목	시장 가격 EUR순	% 자산
에너지					
Petroleo Brasileiro	BR	BRL	275	783	0.10
Petroleo Brasileiro (Pref'd)	BR	BRL	133	380	0.05
Cheniere Energy	US	USD	6	238	0.03
Lukoil ADR	RU	USD	4	158	0.02
Gazprom ADR	RU	USD	39	127	0.02
				1,686	0.21
유틸리티					
Endesa	ES	EUR	85	1,957	0.24
Iberdrola	ES	EUR	113	1,146	0.14
Enagas	ES	EUR	26	481	0.06
Red Electrica	ES	EUR	21	315	0.04
				3,899	0.48
소재					
Grupo Mexico	MX	MXN	446	1,087	0.13
Magnitogorsk Iron & Steel Works GDR	RU	USD	98	517	0.06
PhosAgro GDR	RU	USD	50	491	0.06
Vidrala	ES	EUR	4	354	0.04
Novolipetsk Steel GDR	RU	USD	15	298	0.04
Bradespar (Pref'd)	BR	BRL	38	265	0.03
Vidrala (BR) RTS 05/11/2020	ES	EUR	4	18	0.00
				3,030	0.37
산업재					
Ferrovial	ES	EUR	112	2,085	0.26
Cia de Locacao das Americas	BR	BRL	179	683	0.08
Ryanair Holdings	IE	EUR	43	513	0.06
Rumo	BR	BRL	163	441	0.05
Grupo Aeroportuario del Pacifico	MX	MXN	49	345	0.04
Irish Continental Group	IE	EUR	103	324	0.04
Applus Services	ES	EUR	40	267	0.03
Alfa	MX	MXN	326	185	0.02
Localiza Rent a Car	BR	BRL	14	130	0.02
Tegma Gestao Logistica	BR	BRL	41	129	0.02
Promotora y Operadora de Infraestructura	MX	MXN	17	97	0.01
Vietnam Engine & Argicultural Machinery	VN	VND	58	91	0.01
Grupo Aeroportuario del Sureste (B)	MX	MXN	9	88	0.01
Aleatica	MX	MXN	88	74	0.01
Viettel Post Joint Stock	VN	VND	18	72	0.01
Hokkaido Chuo Bus	JP	JPY	1	1	0.00
				5,525	0.68
정보 기술					
Mail.Ru Group GDR	RU	USD	27	604	0.07
Amadeus IT Group	ES	EUR	5	210	0.03
Taiwan Union Technology	TW	TWD	30	87	0.01
				901	0.11
소비재					
Industria de Diseno Textil	ES	EUR	112	2,367	0.29
Lojas Americanas (Pref'd)	BR	BRL	130	456	0.06
Petrobras Distribuidora	BR	BRL	136	390	0.05
B2W Companhia Global	BR	BRL	27	305	0.04
Grupo SBF	BR	BRL	79	275	0.03
Glenveagh Properties	IE	EUR	295	217	0.03
Dalata Hotel Group	IE	EUR	82	199	0.02
Pet Center Comercio e Participacoes	BR	BRL	71	191	0.02
Applegreen	IE	EUR	64	181	0.02
Lojas Renner	BR	BRL	32	179	0.02
Vivara Participacoes	BR	BRL	47	155	0.02
				4,915	0.60
소비재					
JBS	BR	BRL	167	483	0.06
X5 Retail Group GDR	RU	USD	14	422	0.05
Cia Brasileira de Distribuicao	BR	BRL	28	264	0.03
Quang Ngai Sugar	VN	VND	91	107	0.01
				1,276	0.16
건강					
Notre Dame Intermedica Participacoes	BR	BRL	60	598	0.07
Hapvida Participacoes e Investimentos	BR	BRL	56	543	0.07
Grifols	ES	EUR	9	204	0.02
Danaher 1.70% 30/03/2024	US	EUR	93	98	0.01
Korian RTS 26/10/2020	FR	EUR	10	25	0.00
				1,468	0.18
금융					
Grupo Financiero Banorte	MX	MXN	373	1,409	0.17
TCS Group Holding GDR	CY	USD	59	1,207	0.15
B3 SA - Brasil Bolsa Balcao	BR	BRL	116	889	0.11
Kaspi KZ	KZ	USD	20	741	0.09

현재 투자종목 명세서서 2020년 10월 31일

	국가 코드	CCY	주식 또는 명목	시장 가격 EUR	% 순자산
Emirates Wts 03/01/2022	AE	USD	248	552	0.07
Bolsa Mexicana de Valores	MX	MXN	230	396	0.05
Nova Ljubljanska Banka GDR	SI	EUR	47	310	0.04
Goldman Sachs Group 2.00% 27/07/2023 EMTN	US	EUR	23	24	0.00
				5,528	0.68
부동산					
Fibra Uno Administracion REIT	MX	MXN	609	395	0.05
Blackstone Property Partners 1.40% 06/07/2022 EMTN	LU	EUR	46	47	0.01
				442	0.05
정부					
US Treasury 0.00% 27/11/2020	US	USD	5,677	4,872	0.60
US Treasury 0.00% 12/11/2020	US	USD	5,672	4,868	0.60
US Treasury 0.00% 19/11/2020	US	USD	5,669	4,866	0.60
US Treasury 0.00% 05/11/2020	US	USD	5,669	4,866	0.60
US Treasury 0.00% 03/12/2020	US	USD	5,670	4,866	0.60
US Treasury 0.00% 10/12/2020	US	USD	5,668	4,865	0.60
				29,203	3.58
주식 연계 채권					
HSBC (Bupa Arabia For Coop. (A)) ELN 30/09/2021	SA	USD	36	933	0.11
CITI (Vincom Retail (A)) ELN 19/02/2020	VN	USD	317	296	0.04
HSBC (Titan Wind Energy Suzhou (A)) ELN 20/07/2021	CN	USD	308	283	0.03
BNP (Zhejiang Supor Cookware (A)) ELN 24/02/2023	CN	USD	31	279	0.03
HSBC (Skshu Paint (A)) ELN 21/07/2021	CN	USD	4	84	0.01
UBS (Oppein Home Group (A)) ELN 15/06/2021	CN	USD	5	83	0.01
CITI (Foshan Haitian Flavouring (A)) ELN 19/02/2021	CN	USD	3	71	0.01
UBS (Anhui Heli (A)) ELN 21/01/2022	CN	USD	39	70	0.01
BNP (Focus Media Info (A)) ELN 10/07/2023	CN	USD	27	33	0.00
HSBC (Beijing Roborock Tech. (A)) ELN 21/09/2021	CN	USD	1	20	0.00
UBS (Midea Group (A)) ELN 16/11/2020	CN	USD	1	12	0.00
HSBC (Midea Group (A)) ELN 23/11/2020	CN	USD	1	5	0.00
HSBC (FPT (A)) ELN 23/11/2021	GB	USD	2	3	0.00
UBS (Midea Group (A)) ELN 21/07/2022	CN	USD	1	1	0.00
				2,173	0.27
커뮤니케이션 서비스					
Euskaltel	ES	EUR	36	291	0.04
				291	0.04
목록에 없음					
에너지					
Kalahari Energy*	BW	USD	18	0	0.00
				0	0.00
소재					
Farmers Bus Perpetual (Pref'd)*	US	USD	15	419	0.05
FARMERS BU SR F 0% (Pref'd) (Perpetual)*	US	USD	10	283	0.03
China Metal Recycling Holdings*	HK	HKD	0	0	0.00
				702	0.09
산업재					
Tradeshift Holdings*	US	USD	27	141	0.02
				141	0.02
정보 기술					
Innoviz Technology Service*	IL	USD	53	380	0.05
Sensetime Group*	CN	USD	516	157	0.02
Bytedance*	CN	USD	3	156	0.02
DBA Telecommunication Asia Holdings*	HK	HKD	1	0	0.00
				693	0.08
소비재					
Tiger Wheels*	ZA	ZAR	83	0	0.00
				0	0.00
건강					
Grail*	US	USD	3	28	0.00
JHL Biotech*	KY	TWD	4	6	0.00
Chime Biologics*	VG	USD	4	1	0.00
China Animal Healthcare*	BM	HKD	20	0	0.00
				35	0.00
금융					
Transferwise*	GB	USD	4	433	0.05
Transferwise (Pref'd)*	GB	USD	3	295	0.04
				728	0.09
단주				3	0.00
총 투자 (비용 EUR 687,260)				730,631	89.46

	CCY	기본 노출	미실현 이익 / (손실) EUR	% 순자산
차액 거래 계약				
베트남 Tech. & Commercial Joint Stock Bank (MS)	USD	287	(16)	(0.00)
			(16)	(0.00)

	기본 노출 EUR	미실현 이익 / (손실) EUR	% 순자산
선물환 계약			
구입 SEK 판매 EUR 에 10.41988 16/11/2020	2,118	13	0.00
구입 CHF 판매 EUR 에 1.07699 16/11/2020	990	9	0.00
구입 USD 판매 PHP 에 0.02063 16/11/2020	46	0	0.00
구입 USD 판매 PHP 에 0.02058 16/11/2020	3	0	0.00
구입 USD 판매 PHP 에 0.02055 16/11/2020	3	0	0.00
구입 USD 판매 PHP 에 0.02052 16/11/2020	2	0	0.00
구입 USD 판매 EUR 에 1.18249 16/11/2020	20	0	0.00
구입 USD 판매 EUR 에 1.18162 16/11/2020	27	0	0.00
구입 USD 판매 EUR 에 1.17954 16/11/2020	7	0	0.00
구입 USD 판매 EUR 에 1.17357 16/11/2020	8	0	0.00
구입 USD 판매 EUR 에 1.17260 16/11/2020	8	0	0.00
구입 EUR 판매 USD 에 0.85601 16/11/2020	8	0	0.00
구입 EUR 판매 USD 에 0.85197 16/11/2020	7	0	0.00
구입 EUR 판매 USD 에 0.85062 16/11/2020	1	0	0.00
구입 EUR 판매 USD 에 0.85007 16/11/2020	11	0	0.00
구입 EUR 판매 USD 에 0.84759 16/11/2020	12	0	0.00
구입 EUR 판매 USD 에 0.84583 16/11/2020	75	(1)	(0.00)
구입 NOK 판매 EUR 에 10.85198 16/11/2020	748	(18)	(0.00)
구입 EUR 판매 GBP 에 1.09720 16/11/2020	1,825	(24)	(0.00)
		(21)	(0.00)
A-ACC 주식 (GBP) (GBP / EUR 헤지)			
구입 GBP 판매 EUR 에 0.90375 24/11/2020	42,379	194	0.02
구입 EUR 판매 GBP 에 1.10752 24/11/2020	1,445	(5)	(0.00)
		189	0.02
A-ACC 주식 (USD) (USD / EUR 헤지)			
구입 USD 판매 EUR 에 1.18303 24/11/2020	42,264	632	0.08
구입 EUR 판매 USD 에 0.85285 24/11/2020	1,458	(9)	(0.00)
		623	0.08

	CCY	기본 노출	미실현 이익 / (손실) EUR	% 순자산
선물				
S&P 500 Emini Index Future 18/12/2020	USD	19,100	(385)	(0.05)
S&P TSX 60 Index Future 17/12/2020	CAD	23,719	(769)	(0.09)
E-Mini Russ 1000 Index Future 18/12/2020	USD	45,270	(1,297)	(0.16)
MSCI Europe Index Future 18/12/2020	EUR	36,249	(2,625)	(0.32)
			(5,076)	(0.62)

	CCY	Contracts	시장 가격 EUR	% 순자산
옵션				
구입 풋 HSI 지수 22000 29/06/2021	HKD	1	5	0.00
구입 풋 한국 Kospi 200 지수 285 10/06/2021	KRW	157	2	0.00
구입 풋 HSI 지수 21600 29/06/2021	HKD	1	2	0.00
구입 풋 한국 KOSPI 200 지수 280 10/06/2021	KRW	77	1	0.00
구입 풋 HSCEI 지수 8300 29/09/2021	HKD	1	1	0.00
			11	0.00
기타 자산 및 부채			90,329	11.06

Fidelity Target™ 2060 (Euro) Fund 4 - 계속

현재 투자종목 명세서서 2020년 10월 31일

	시장 가격 EUR순자산	%
순자산	816,670	100.00

지역별 배분

국가	국가 코드	% 순자산
미국	US	28.16
아일랜드	IE	8.73
중국	CN	6.98
영국	GB	6.81
일본	JP	5.06
독일	DE	4.57
프랑스	FR	3.46
네덜란드	NL	3.42
인도	IN	2.45
홍콩	HK	2.04
스위스	CH	1.86
스웨덴	SE	1.54
스페인	ES	1.25
남아프리카 공화국	ZA	1.25
한국	KR	1.22
브라질	BR	1.20
대만	TW	0.90
인도네시아	ID	0.81
러시아	RU	0.79
노르웨이	NO	0.67
태국	TH	0.67
덴마크	DK	0.58
멕시코	MX	0.55
싱가포르	SG	0.53
핀란드	FI	0.49
이탈리아	IT	0.43
호주	AU	0.39
룩셈부르크	LU	0.34
필리핀	PH	0.27
말레이시아	MY	0.19
베트남	VN	0.18
모나코	MC	0.16
키프로스	CY	0.15
벨기에	BE	0.15
Saudi Arabia	SA	0.11
캐나다	CA	0.10
그리스	GR	0.10
나이지리아	NG	0.10
아르헨티나	AR	0.09
아랍 에미리트	AE	0.09
카자흐스탄	KZ	0.09
이스라엘	IL	0.09
오스트리아	AT	0.08
버뮤다	BM	0.08
케냐	KE	0.07
포르투갈	PT	0.06
체코	CZ	0.05
슬로베니아	SI	0.04
페루	PE	0.02
터키	TR	0.02
뉴질랜드	NZ	0.01
스리랑카	LK	0.01
케이맨 제도	KY	0.00
버진 아일랜드 (영국령)	VG	0.00
보츠와나	BW	0.00
현금 및 기타 순자산		10.54

Fidelity Institutional Target™ 2015 (Euro) Fund [1,4,5]

현재 투자종목 명세서서 2020년 10월 31일

공인된 주식 또는 공식 증권거래소에서 거래됨

에너지

	국가 코드	CCY	주식 또는 명목	시장 가격 EUR	순자산 %
Repsol International Fin. 4.247% VRN (Perpetual)	NL	EUR	13,142	13,356	0.06
BP Capital Markets 3.625% VRN (Perpetual)	GB	EUR	10,800	11,109	0.05
Eni 3.375% VRN (Perpetual)	IT	EUR	10,081	9,995	0.04
SBM Offshore	NL	EUR	358	4,951	0.02
Royal Dutch Shell (B)	NL	GBP	432	4,461	0.02
Marathon Petroleum	US	USD	147	3,609	0.02
John Wood Group	GB	GBP	911	2,148	0.01
Equinor	NO	NOK	195	2,129	0.01
Royal Dutch Shell (A) (NL)	NL	EUR	64	698	0.00
Reliance Industries	IN	INR	13	304	0.00
CNOOC	CN	HKD	140	109	0.00
China Oilfield Services (H)	CN	HKD	74	38	0.00
				52,907	**0.23**

유틸리티

	국가 코드	CCY	주식 또는 명목	시장 가격 EUR	순자산 %
National Grid	GB	GBP	566	5,779	0.03
Exelon	US	USD	120	4,096	0.02
Engie	FR	EUR	296	3,078	0.01
Guangdong Investment	HK	HKD	134	170	0.00
China Resources Gas Group	HK	HKD	23	87	0.00
Huadian Power International (H)	CN	HKD	366	78	0.00
				13,288	**0.06**

소재

	국가 코드	CCY	주식 또는 명목	시장 가격 EUR	순자산 %
Sibanye Stillwater	ZA	ZAR	1,622	4,023	0.02
Arcelormittal	LU	EUR	242	2,824	0.01
Endeavour Mining	MC	CAD	104	2,144	0.01
Harmony Gold Mining	ZA	ZAR	425	1,790	0.01
Shin-Etsu Chemical	JP	JPY	3	391	0.00
BHP Group	AU	AUD	13	265	0.00
Kansai Paint	JP	JPY	9	209	0.00
Sumitomo Metal Mining	JP	JPY	7	186	0.00
Evolution Mining	AU	AUD	50	167	0.00
Korea Zinc	KR	KRW	1	105	0.00
Air Water	JP	JPY	8	100	0.00
Sumitomo Bakelite	JP	JPY	4	92	0.00
Beijing Oriental Yuhong Waterproof Technology (A)	CN	CNY	17	82	0.00
Fuso Chemical	JP	JPY	2	58	0.00
				12,436	**0.05**

산업재

	국가 코드	CCY	주식 또는 명목	시장 가격 EUR	순자산 %
Wolters Kluwer	NL	EUR	106	7,363	0.03
Heathrow Funding 1.50% 12/10/2025	GB	EUR	6,956	6,957	0.03
SKF	SE	SEK	345	6,064	0.03
Siemens	DE	EUR	42	4,277	0.02
Sany Heavy Industry (A)	CN	CNY	1,273	4,242	0.02
L3Harris Technologies	US	USD	29	3,922	0.02
Techtronic Industries	HK	HKD	291	3,364	0.01
Meggitt	GB	GBP	919	2,792	0.01
Air Lease	US	USD	117	2,727	0.01
Weichai Power (A)	CN	CNY	1,171	2,272	0.01
Wizz Air Holdings	CH	GBP	34	1,197	0.01
RELX	GB	EUR	70	1,191	0.01
Daikin Industries	JP	JPY	7	1,068	0.00
Nidec	JP	JPY	10	875	0.00
MISUMI Group	JP	JPY	34	855	0.00
Sany Heavy Industry (A)	CN	CNY	246	820	0.00
Daifuku	JP	JPY	8	715	0.00
Makita	JP	JPY	18	682	0.00
Recruit Holdings	JP	JPY	19	623	0.00
ITOCHU	JP	JPY	30	616	0.00
SMC	JP	JPY	1	552	0.00
THK	JP	JPY	14	314	0.00
FANUC	JP	JPY	2	309	0.00
Siemens Energy	DE	EUR	11	202	0.00
Hitachi Construction Machinery	JP	JPY	8	174	0.00
SHO-BOND Holdings	JP	JPY	4	162	0.00
Penta-Ocean Construction	JP	JPY	28	151	0.00
SITC International Holdings	HK	HKD	106	140	0.00
Pacific Basin Shipping	HK	HKD	1,106	139	0.00
Country Garden Services Holdings	CN	HKD	26	138	0.00
Weichai Power (A)	CN	CNY	71	137	0.00
Titan Wind Energy Suzhou	CN	CNY	148	136	0.00
Trusco Nakayama	JP	JPY	5	103	0.00
Service Stream	AU	AUD	82	99	0.00
UT Group	JP	JPY	4	97	0.00
COMSYS Holdings	JP	JPY	4	97	0.00
Harmonic Drive Systems	JP	JPY	2	94	0.00
Hyundai Mipo Dockyard	KR	KRW	4	83	0.00
CIMC Enric Holdings	HK	HKD	200	81	0.00
Hitachi Transport System	JP	JPY	2	55	0.00
Yaskawa Electric	JP	JPY	2	53	0.00
CKD	JP	JPY	4	53	0.00
Fuji Electric	JP	JPY	2	51	0.00
Kubota	JP	JPY	3	48	0.00
Nomura	JP	JPY	6	35	0.00
Ushio	JP	JPY	3	32	0.00
Kito	JP	JPY	2	24	0.00
Raito Kogyo	JP	JPY	2	19	0.00
Koentec	KR	KRW	3	18	0.00
				56,218	**0.25**

정보 기술

	국가 코드	CCY	주식 또는 명목	시장 가격 EUR	순자산 %
Taiwan Semiconductor Manufacturing	TW	TWD	1,655	21,481	0.09
Samsung Electronics	KR	KRW	378	16,300	0.07
Tencent Holdings	CN	HKD	190	12,464	0.05
Oracle	US	USD	190	9,115	0.04
Infineon Tech. 2.00% 24/06/2032 EMTN	DE	EUR	8,171	8,879	0.04
SAP	DE	EUR	97	8,841	0.04
Infosys	IN	INR	421	5,160	0.02
SK Hynix	KR	KRW	80	4,860	0.02
Capgemini	FR	EUR	44	4,355	0.02
Check Point Software Technologies (H)	IL	USD	40	3,950	0.02
Dell Technologies	US	USD	77	3,941	0.02
Western Digital	US	USD	119	3,794	0.02
Sage Group	GB	GBP	486	3,438	0.02
Telefonaktiebolaget LM Ericsson	SE	SEK	336	3,225	0.01
Xilinx	US	USD	30	3,033	0.01
Cisco Systems	US	USD	96	2,942	0.01
Amdocs	US	USD	53	2,580	0.01
MediaTek	TW	TWD	117	2,381	0.01
Infineon Tech. 0.75% 24/06/2023 EMTN	DE	EUR	2,192	2,240	0.01
DXC Technology	US	USD	101	1,562	0.01
Keyence	JP	JPY	3	1,156	0.01
Infosys ADR	IN	USD	88	1,075	0.00
Sabre	US	USD	157	861	0.00
Murata Manufacturing	JP	JPY	12	720	0.00
Shimadzu	JP	JPY	29	717	0.00
Tokyo Electron	JP	JPY	3	608	0.00
Azbil	JP	JPY	17	599	0.00
Hamamatsu Photonics KK	JP	JPY	13	582	0.00
Disco	JP	JPY	2	509	0.00
TDK	JP	JPY	5	488	0.00
Samsung Electronics Perpetual (Pref'd)	KR	KRW	7	265	0.00
Yokogawa Electric	JP	JPY	21	264	0.00
Iriso Electronics	JP	JPY	8	246	0.00
Rohm	JP	JPY	3	218	0.00
Silergy	CN	TWD	4	215	0.00
Hitachi	JP	JPY	7	211	0.00
NAVER	KR	KRW	1	207	0.00
Hon Hai Precision Industry	TW	TWD	85	199	0.00
Tata Consultancy Services	IN	INR	6	182	0.00
Renesas Electronics	JP	JPY	24	173	0.00
Sunny Optical Technology (H)	CN	HKD	12	166	0.00
Appen	AU	AUD	8	164	0.00
Taiyo Yuden	JP	JPY	4	140	0.00
SCREEN Holdings	JP	JPY	2	114	0.00
Advantech	TW	TWD	12	101	0.00
NEC	JP	JPY	2	93	0.00
ASM Pacific Technology	HK	HKD	9	79	0.00
Fujitsu	JP	JPY	1	55	0.00
Horiba	JP	JPY	1	44	0.00
NEC Networks & System Integration	JP	JPY	3	42	0.00
Ming Yuan Cloud Group Holdings	CN	HKD	11	39	0.00
Z Holdings	JP	JPY	5	32	0.00
Itochu Techno-Solutions	JP	JPY	1	32	0.00
Digital Garage	JP	JPY	1	32	0.00
Nomura Research Institute	JP	JPY	1	31	0.00
Alps Electric	JP	JPY	2	24	0.00
Otsuka	JP	JPY	1	22	0.00
Obic	JP	JPY	1	17	0.00
NET One Systems	JP	JPY	1	3	0.00
				135,266	**0.59**

소비재

	국가 코드	CCY	주식 또는 명목	시장 가격 EUR	순자산 %
Alibaba Group Holding ADR	CN	USD	93	24,336	0.11
Naspers	ZA	ZAR	70	11,679	0.05
Zhongsheng Group Holdings	CN	HKD	1,633	9,992	0.04
Volkswagen Fin. Services 3.375% 06/04/2028 EMTN	DE	EUR	6,868	8,146	0.04
Prosus	NL	EUR	93	8,002	0.04
Publicis Groupe	FR	EUR	265	7,883	0.03
Midea Group (A)	CN	CNY	603	6,033	0.03

* 이사회 결정으로 가격이 책정된 유가증권.
전체 주석 목록은 6페이지에 나와 있습니다.
별첨 재무제표에 대한 주석은 본 재무제표의 중요한 일부입니다. 투자종목 명세서 및 지역별 배분의 순자산 비율은 반올림되었습니다.

현재 투자종목 명세서서 2020년 10월 31일

	국가 코드	CCY	주식 또는 명목	시장 가격 EUR순	% 자산
Dollar Tree	US	USD	67	5,214	0.02
adidas	DE	EUR	20	5,054	0.02
ANTA Sports Products	CN	HKD	511	4,864	0.02
Takeaway.com	NL	EUR	44	4,217	0.02
Puma	DE	EUR	52	3,903	0.02
Pearson	GB	GBP	659	3,736	0.02
Advance Auto Parts	US	USD	29	3,601	0.02
Tapestry	US	USD	185	3,557	0.02
Midea Group	CN	CNY	285	2,850	0.01
New Oriental Education & Technology Group ADR	CN	USD	16	2,263	0.01
DouYu International Holdings ADR	CN	USD	163	2,101	0.01
HUYA ADR	CN	USD	87	1,637	0.01
eBay	US	USD	40	1,622	0.01
Baozun ADR	CN	USD	38	1,191	0.01
EssilorLuxottica	FR	EUR	10	1,115	0.00
Shimano	JP	JPY	5	938	0.00
Baozun	CN	HKD	88	906	0.00
Alibaba Group Holding	CN	HKD	25	812	0.00
Fast Retailing	JP	JPY	1	757	0.00
MakeMyTrip	IN	USD	47	743	0.00
Wuhu Sanqi Interactive Entertainment	CN	CNY	165	627	0.00
Stanley Electric	JP	JPY	24	598	0.00
Pan Pacific International Holdings	JP	JPY	21	375	0.00
Toyo Tire & Rubber	JP	JPY	23	299	0.00
JD.com	CN	HKD	7	248	0.00
Nifco	JP	JPY	9	227	0.00
Suzuki Motor	JP	JPY	6	217	0.00
Shenzhou International Group Holdings	CN	HKD	13	194	0.00
Hyundai Mobis	KR	KRW	1	177	0.00
Honda Motor	JP	JPY	8	168	0.00
Koito Manufacturing	JP	JPY	4	164	0.00
Denso	JP	JPY	4	158	0.00
Galaxy Entertainment Group	HK	HKD	23	130	0.00
Guangzhou Automobile Group (H)	CN	HKD	144	127	0.00
SAIC Motor (A)	CN	CNY	27	80	0.00
Subaru	JP	JPY	4	67	0.00
Sony	JP	JPY	1	51	0.00
Mitra Adiperkasa	ID	IDR	1,137	43	0.00
Oriental Land	JP	JPY	1	20	0.00
JINS	JP	JPY	1	14	0.00
Rakuten	JP	JPY	1	11	0.00
				131,147	0.58

소비재

China Mengniu Dairy	HK	HKD	2,899	11,723	0.05
Unilever	GB	EUR	133	6,456	0.03
Beiersdorf	DE	EUR	68	6,073	0.03
BAT Netherlands Finance 2.375% 07/10/2024 EMTN	NL	EUR	4,902	5,303	0.02
British American Tobacco	GB	GBP	177	4,810	0.02
L'Oreal	FR	EUR	16	4,512	0.02
Nestle	CH	CHF	46	4,473	0.02
Associated British Foods	GB	GBP	210	3,961	0.02
Swedish Match	SE	SEK	61	3,933	0.02
Imperial Brands	GB	GBP	284	3,872	0.02
Archer-Daniels-Midland	US	USD	96	3,837	0.02
Unilever	GB	GBP	67	3,258	0.01
Kweichow Moutai	CN	CNY	15	3,253	0.01
Kroger	US	USD	111	3,068	0.01
Bunge	US	USD	62	2,991	0.01
Koninklijke Ahold Delhaize	NL	EUR	92	2,168	0.01
Tesco	GB	GBP	795	1,817	0.01
Coca-Cola European Partners	GB	USD	53	1,629	0.01
CP ALL	TH	THB	1,011	1,493	0.01
Nongfu Spring	CN	HKD	329	1,293	0.01
Kweichow Moutai (A)	CN	CNY	5	1,125	0.00
Hindustan Unilever	IN	INR	9	212	0.00
Welcia Holdings	JP	JPY	6	191	0.00
Kao	JP	JPY	3	175	0.00
Coles Group	AU	AUD	15	157	0.00
Sakata Seed	JP	JPY	4	112	0.00
Laobaixing Pharmacy Chain	CN	CNY	11	98	0.00
Shiseido	JP	JPY	1	44	0.00
Blackmores	AU	AUD	1	27	0.00
Bestore	CN	CNY	2	15	0.00
				82,079	0.36

건강

Bayer 1.375% 06/07/2032	DE	EUR	18,513	19,265	0.08
Becton Dickinson Euro Finance 1.208% 04/06/2026	LU	EUR	14,471	15,025	0.07
Medtronic 1.375% 15/10/2040	LU	EUR	10,973	11,409	0.05
Roche Holding	CH	CHF	41	11,362	0.05
Sanofi	FR	EUR	139	10,770	0.05
Mylan 3.125% 22/11/2028	NL	EUR	8,990	10,503	0.05
Takeda Pharmaceutical 1.375% 09/07/2032	JP	EUR	8,571	9,061	0.04
Becton Dickinson Euro Finance 0.632% 04/06/2023	LU	EUR	8,533	8,661	0.04
Takeda Pharmaceutical 2.00% 09/07/2040	JP	EUR	7,028	7,668	0.03
Bayer 0.375% 06/07/2024	DE	EUR	7,411	7,511	0.03
Koninklijke Philips	NL	EUR	183	7,287	0.03
Fresenius Medical Care	DE	EUR	95	6,240	0.03
Mylan 2.25% 22/11/2024	NL	EUR	5,553	5,954	0.03
McKesson	US	USD	47	5,845	0.03
AmerisourceBergen	US	USD	68	5,550	0.02
Pfizer	US	USD	151	4,558	0.02
Mylan	US	USD	327	4,081	0.02
Anthem	US	USD	16	3,680	0.02
CVS Health	US	USD	76	3,676	0.02
Novo Nordisk	DK	DKK	44	2,433	0.01
Centene	US	USD	46	2,320	0.01
Innovent Biologics	CN	HKD	318	2,026	0.01
Alexion Pharmaceuticals	US	USD	20	2,006	0.01
Bayer	DE	EUR	39	1,590	0.01
Grifols ADR	ES	USD	89	1,281	0.01
Sonova Holding	CH	CHF	5	1,062	0.00
Mylan 2.125% 23/05/2025	US	EUR	962	1,029	0.00
Olympus	JP	JPY	44	715	0.00
Hoya	JP	JPY	6	591	0.00
Santen Pharmaceutical	JP	JPY	33	508	0.00
CSL	AU	AUD	3	461	0.00
Nippon Shinyaku	JP	JPY	6	398	0.00
Eisai	JP	JPY	3	191	0.00
WuXi AppTec	CN	HKD	12	168	0.00
Hansoh Pharmaceutical Group	CN	HKD	42	162	0.00
Fisher & Paykel Healthcare (AU)	NZ	AUD	8	154	0.00
Jiangsu Hengrui Medicine	CN	CNY	11	124	0.00
Ramsay Health Care	AU	AUD	2	92	0.00
Eiken Chemical	JP	JPY	1	2	0.00
				175,419	0.77

금융

Westpac Banking 0.022% FRN 04/12/2020 EMTN	AU	EUR	135,996	136,062	0.60
Danske Bank 2.50% VRN 21/06/2029 EMTN	DK	EUR	20,634	21,535	0.09
AIB Group 2.875% VRN 30/05/2031 EMTN	IE	EUR	20,486	20,646	0.09
Commerzbank 4.00% 23/03/2026 EMTN	DE	EUR	16,799	17,793	0.08
Sampo 2.50% VRN 03/09/2052 EMTN	FI	EUR	15,102	15,413	0.07
Citigrooup 1.25% VRN 06/07/2026 EMTN	US	EUR	12,384	12,893	0.06
HDFC Bank	IN	INR	814	11,161	0.05
Berkshire Hathaway	US	USD	61	10,594	0.05
Lloyds Banking Group 4.50% VRN 18/03/2030 EMTN	GB	EUR	8,422	9,417	0.04
AIA Group	HK	HKD	1,107	9,040	0.04
HSBC Holdings 1.645% VRN 18/04/2026	GB	USD	9,133	7,863	0.03
Credit Suisse Group 3.25% VRN 02/04/2026 EMTN	CH	EUR	6,791	7,597	0.03
Volkswagen Bank 0.75% 15/06/2023 EMTN	DE	EUR	7,424	7,538	0.03
UniCredit 2.731% VRN 15/01/2032	IT	EUR	7,874	7,324	0.03
UBS Group 0.25% VRN 05/11/2028 EMTN	CH	EUR	7,265	7,196	0.03
Willis Towers Watson	GB	USD	46	7,162	0.03
Capital One Financial 0.80% 12/06/2024	US	EUR	6,636	6,679	0.03
FCA Bank Ireland 0.625% 24/11/2022 EMTN	IT	EUR	6,542	6,613	0.03
Morgan Stanley 0.637% VRN 26/07/2024 EMTN	US	EUR	6,124	6,215	0.03
Nationwide Bldg. Soc. 2.00% VRN 25/07/2029 EMTN	GB	EUR	5,992	6,178	0.03
Allied Irish Banks 4.125% VRN 26/11/2025 EMTN	IE	EUR	5,657	5,670	0.02
Legal & General Group	GB	GBP	2,693	5,534	0.02
BBVA 0.75% 11/09/2022 GMTN	ES	EUR	5,326	5,409	0.02
AIB Group 1.50% 29/03/2023 EMTN	IE	EUR	4,927	5,047	0.02
Morgan Stanley	US	USD	118	4,811	0.02
Prudential	GB	GBP	456	4,785	0.02
Santander UK Group Holdings 1.125% 08/09/2023	GB	EUR	4,601	4,699	0.02
ABN AMRO Bank 1.25% 28/05/2025 EMTN	NL	EUR	4,470	4,672	0.02
AXA	FR	EUR	329	4,546	0.02
Wells Fargo	US	USD	247	4,462	0.02
Goldman Sachs Group 4.75% 12/10/2021	US	EUR	4,100	4,274	0.02
Sberbank of Russia Perpetual (Pref'd)	RU	USD	1,972	4,120	0.02
Fairfax Financial Holdings	CA	CAD	18	4,075	0.02
Travelers	US	USD	38	3,902	0.02
AIB Group 1.875% VRN 19/11/2029 EMTN	IE	EUR	3,795	3,706	0.02
DNB	NO	NOK	315	3,654	0.02
Barclays	GB	GBP	2,686	3,183	0.01
Chailease Holding	TW	TWD	714	2,987	0.01
Bank Central Asia	ID	IDR	1,706	2,882	0.01
Northern Trust	US	USD	43	2,840	0.01
ABN AMRO Group	NL	EUR	374	2,632	0.01
Muenchener Rueckversicherungs-Gesellschaft	DE	EUR	12	2,362	0.01
NN Group 4.625% VRN 08/04/2044	NL	EUR	2,029	2,247	0.01
Aflac	US	USD	73	2,109	0.01
Arch Capital Group	BM	USD	74	1,922	0.01
HDFC Standard Life Insurance	IN	INR	276	1,886	0.01
ICICI Lombard General Insurance	IN	INR	122	1,748	0.01
Axis Bank	IN	INR	230	1,309	0.01
Housing Development Finance	IN	INR	57	1,281	0.01
Bajaj Finance	IN	INR	31	1,182	0.01

현재 투자종목 명세서서 2020년 10월 31일

	국가 코드	CCY	주식 또는 명목	시장 가격 EUR순	% 자산
Noah Holdings ADR	CN	USD	32	729	0.00
Tokio Marine Holdings	JP	JPY	17	670	0.00
China Construction Bank (H)	CN	HKD	629	372	0.00
Ping An Insurance Group (H)	CN	HKD	37	332	0.00
Commonwealth Bank of Australia	AU	AUD	7	299	0.00
ORIX	JP	JPY	29	294	0.00
HDFC Bank ADR	IN	USD	5	268	0.00
Zenkoku Hosho	JP	JPY	6	197	0.00
Sompo Holdings	JP	JPY	5	160	0.00
Bank Rakyat Indonesia Persero	ID	IDR	825	160	0.00
United Overseas Bank	SG	SGD	11	128	0.00
Mega Financial Holding	TW	TWD	113	94	0.00
China International Capital (H)	CN	HKD	46	93	0.00
Kotak Mahindra Bank	IN	INR	5	83	0.00
				442,734	1.94
부동산					
Digital Euro Finco 2.625% 15/04/2024	US	EUR	5,383	5,843	0.03
Digital Dutch Finco 0.125% 15/10/2022	NL	EUR	2,040	2,052	0.01
China Resources Land	HK	HKD	64	223	0.00
Keppel DC REIT	SG	SGD	108	196	0.00
Goodman Group REIT	AU	AUD	14	150	0.00
Link REIT	HK	HKD	22	147	0.00
Open House	JP	JPY	5	133	0.00
KE Holdings ADR	CN	USD	2	131	0.00
SM Prime Holdings	PH	PHP	201	120	0.00
Shimao Property Holdings	HK	HKD	34	105	0.00
Ascendas India Trust	SG	SGD	98	80	0.00
China Merchants Commercial REIT	HK	HKD	271	72	0.00
City Developments	SG	SGD	16	65	0.00
Relo Group	JP	JPY	1	25	0.00
Shimao Services Holdings	CN	HKD	1	1	0.00
				9,343	0.04
정부					
Germany 0.00% 15/02/2030	DE	EUR	130,554	138,797	0.61
Germany 0.00% 12/03/2021	DE	EUR	136,455	136,812	0.60
Germany 0.00% 11/06/2021	DE	EUR	72,815	73,150	0.32
Australia 1.75% 21/06/2051	AU	AUD	45,185	26,988	0.12
Germany 0.00% 18/10/2024	DE	EUR	24,838	25,677	0.11
Germany 0.00% 10/09/2021	DE	EUR	19,464	19,586	0.09
Germany 0.25% 15/02/2029	DE	EUR	17,353	18,792	0.08
Germany 0.00% 15/08/2030	DE	EUR	14,285	15,191	0.07
Netherland 0.00% 15/07/2030	NL	EUR	12,531	13,171	0.06
				468,164	2.06
개방형 펀드					
Fidelity ILF - The Euro Fund - A-ACC-EUR	IE	EUR	5	71,071	0.31
Fidelity ILF - The US Dollar Fund - A-ACC-USD	IE	USD	1	10,417	0.05
				81,488	0.36
주식 연계 채권					
HSBC (Kweichow Moutai (A)) ELN 12/04/2024	CN	USD	11	2,312	0.01
HSBC (Weichai Power (A)) ELN 07/05/2021	CN	USD	460	892	0.00
HSBC (Wuhu Sanqi IA Ent (A)) ELN 16/09/2021	CN	USD	22	82	0.00
				3,286	0.01
커뮤니케이션 서비스					
T-Mobile US	US	USD	70	6,569	0.03
AT&T 2.75% 19/05/2023	US	EUR	5,214	5,601	0.02
Liberty Global	GB	USD	308	4,876	0.02
Verizon Communications	US	USD	97	4,728	0.02
Verizon Communications 1.85% 18/05/2040	US	EUR	2,954	3,308	0.01
Swisscom	CH	CHF	3	1,316	0.01
China Mobile	HK	HKD	44	230	0.00
HKBN	HK	HKD	139	207	0.00
Telstra	AU	AUD	56	91	0.00
SoftBank Group	JP	JPY	1	74	0.00
				27,000	0.12
증권 자격 취득 또는 기타 통제 된 시장 에서 죽음을 맞게					
에너지					
Cheniere Energy	US	USD	66	2,673	0.01
				2,673	0.01
소재					
Grupo Mexico	MX	MXN	1,645	4,008	0.02
PhosAgro GDR	RU	USD	141	1,396	0.01
Novolipetsk Steel GDR	RU	USD	61	1,224	0.01
				6,628	0.03

	국가 코드	CCY	주식 또는 명목	시장 가격 EUR순	% 자산
산업재					
Localiza Rent a Car	BR	BRL	404	3,709	0.02
Ryanair Holdings	IE	EUR	103	1,221	0.01
Ferrovial	ES	EUR	61	1,141	0.01
				6,071	0.03
정보 기술					
Fiserv 0.375% 01/07/2023	US	EUR	1,086	1,101	0.00
Amadeus IT Group	ES	EUR	12	500	0.00
Taiwan Union Technology	TW	TWD	47	133	0.00
				1,734	0.01
소비재					
Industria de Diseno Textil	ES	EUR	188	3,982	0.02
				3,982	0.02
소비재					
X5 Retail Group GDR	RU	USD	57	1,722	0.01
				1,722	0.01
금융					
Danske Bank 1.171% VRN 08/12/2023 144A	DK	USD	7,712	6,633	0.03
Grupo Financiero Banorte	MX	MXN	596	2,251	0.01
TCS Group Holding GDR	CY	USD	102	2,093	0.01
Kaspi KZ	KZ	USD	54	1,985	0.01
UniCredit 7.296% VRN 02/04/2034 Reg S	IT	USD	1,320	1,305	0.01
Mapfre 4.375% VRN 31/03/2047	ES	EUR	1,143	1,282	0.01
				15,549	0.07
부동산					
Blackstone Property Partners 1.40% 06/07/2022 EMTN	LU	EUR	4,550	4,625	0.02
				4,625	0.02
정부					
Netherlands 0.00% 29/04/2021	NL	EUR	73,140	73,389	0.32
Italy 1.70% 01/09/2051	IT	EUR	64,003	65,375	0.29
European Union 0.00% 04/10/2030 EMTN	SU	EUR	21,487	22,278	0.10
Netherland 0.00% 29/06/2021	NL	EUR	21,389	21,487	0.09
Netherland 0.00% 30/03/2021	NL	EUR	19,464	19,519	0.09
Netherlands Treasury 0.00% 28/01/2021	NL	EUR	19,464	19,496	0.09
European Union 0.10% 04/10/2040 EMTN	SU	EUR	16,290	16,554	0.07
				238,098	1.05
주식 연계 채권					
UBS (Midea Group (A)) ELN 16/11/2020	CN	USD	36	356	0.00
HSBC (Midea Group (A)) ELN 23/11/2020	CN	USD	15	148	0.00
UBS (Anhui Heli (A)) ELN 21/01/2022	CN	USD	62	112	0.00
				616	0.00
금융 상품					
Kommunalbanken CP -0.545% 05/11/2020	NO	EUR	679,981	680,044	2.99
Rabobank CP -0.55% 10/02/2021	NZ	EUR	462,387	462,978	2.03
Allianz CP -0.41% 03/11/2020	DE	EUR	462,387	462,418	2.03
HSBC France CP -0.50% 01/04/2021	FR	EUR	407,989	408,901	1.80
Agence Centrale CP -0.56% 22/02/2021	FR	EUR	407,989	408,749	1.80
Citibank CD 0.00% 05/02/2021	US	EUR	407,989	408,606	1.79
Lloyds Bank CP -0.57% 14/01/2021	GB	EUR	407,989	408,486	1.79
Toyota Leasing CP -0.56% 14/01/2021	DE	EUR	407,989	408,467	1.79
Lloyds Bank CP -0.56% 07/01/2021	GB	EUR	407,989	408,444	1.79
Swedbank CP -0.54% 21/12/2020	SE	EUR	407,989	408,357	1.79
Dexia Credit Local CP -0.54% 21/12/2020	FR	EUR	407,989	408,337	1.79
KBC Bank CD 0.00% 21/12/2020	BE	EUR	407,989	408,322	1.79
Sumi Trust Bank CD 0.00% 16/12/2020	JP	EUR	407,989	408,304	1.79
Toyota Motor Finance CP -0.56% 16/12/2020	NL	EUR	407,989	408,285	1.79
Citibank CD 0.00% 04/12/2020	US	EUR	407,989	408,209	1.79
Linde Finance CP -0.43% 04/12/2020	NL	EUR	407,989	408,207	1.79
Oesterreichisch CP -.54% 27/11/2020	AT	EUR	407,989	408,165	1.79
Jyske Bank CP -0.545% 23/11/2020	DK	EUR	407,989	408,140	1.79
SMBC Brussels CP -0.53% 19/11/2020	BE	EUR	407,989	408,124	1.79
Archer Dan CP -0.53% 03/12/2020	US	EUR	407,989	408,092	1.79
Archer Dan CP -0.52% 01/12/2020	US	EUR	407,989	408,086	1.79
Soc Anonyme De CP -0.36% 06/11/2020	FR	EUR	407,989	408,033	1.79
Loreal CP -0.555% 05/11/2020	FR	EUR	407,989	408,026	1.79
Linde Finance CP -0.49% 18/01/2021	NL	EUR	271,992	272,320	1.20
Denmark CP -0.53% 04/01/2021	DK	EUR	271,992	272,287	1.20
Mizuho Bank CD 0.00% 07/01/2021	GB	EUR	271,992	272,282	1.20
SMBV Brussels CD 0.00% 24/12/2020	DE	EUR	271,992	272,238	1.20
Dexia Credit Local CP -0.48% 22/12/2020	FR	EUR	271,992	272,229	1.20
Svenska Handelsbanken CP -0.35% 18/12/2020	SE	EUR	271,992	272,198	1.20
Nordea Bank CP -0.55% 17/12/2020	FI	EUR	271,992	272,194	1.20

현재 투자종목 명세서서 2020년 10월 31일

	국가 코드	CCY	주식 또는 명목	시장 가격 EUR	% 순자산
Nordea Bank CP -0.50% 10/12/2020	FI	EUR	271,992	272,165	1.20
Nordea Bank CP -0.4% 07/12/2020	FI	EUR	271,992	272,152	1.20
Swedbank CP -0.38% 01/12/2020	SE	EUR	271,992	272,135	1.20
SMBC Brussels CD 0.00% 23/11/2020	BE	EUR	271,992	272,100	1.19
Agence Centrale CP -0.52% 23/11/2020	FR	EUR	271,992	272,100	1.19
Agence Centrale CP -0.33% 06/11/2020	FR	EUR	271,992	272,024	1.19
Rabobank Ned CP -0.40% 05/11/2020	NL	EUR	271,992	272,018	1.19
Credit Suisse CD 0.00% 12/11/2020	GB	EUR	217,594	217,644	0.96
Mizuho Bank CD 0.00% 05/11/2020	GB	EUR	217,594	217,614	0.96
Goldman Sachs CD 0.00% 07/05/2021	GB	EUR	203,994	204,559	0.90
BOA International CD 0.00% 08/01/2021	IE	EUR	203,994	204,215	0.90
P&G CP -0.49% 03/12/2020	US	EUR	190,395	190,495	0.84
Deutsche Bahn CP -0.555% 30/11/2020	DE	EUR	190,395	190,492	0.84
Svenska Handelsbanken CP -0.49% 24/05/2021	SE	EUR	135,996	136,422	0.60
Swedbank CP -.053% 21/04/2021	SE	EUR	135,996	136,349	0.60
Nordea Bank CP -0.54% 19/04/2021	FI	EUR	135,996	136,331	0.60
Svenska Handelsbanken CP -0.52% 22/02/2021	SE	EUR	135,996	136,238	0.60
Paccar Finance Euro CP -0.53% 05/01/2021	NL	EUR	135,996	136,137	0.60
Swedbank CP -0.55% 17/12/2020	SE	EUR	135,996	136,108	0.60
HSBC France CP -0.15% 09/11/2020	FR	EUR	135,996	136,018	0.60
Deutsche Bahn CP -0.555% 30/11/2020	DE	EUR	81,598	81,640	0.36
Otis Worldwide CP -0.30% 11/12/2020	US	EUR	6,951	6,954	0.03
Endesa CP -0.43% 30/12/2020	ES	EUR	5,347	5,351	0.02
Endesa CP -0.28% 04/11/2020	ES	EUR	5,347	5,347	0.02
America Movil (B) CP -0.27% 14/12/2020	NL	EUR	3,529	3,530	0.02
America Movil (B) CP -0.27% 14/12/2020	NL	EUR	3,422	3,423	0.02
				15,867,089	69.68

목록에 없음

유틸리티

TXU Europe Funding 7.00% 30/11/2005 (Defaulted)*	GB	EUR	2,428	0	0.00
				0	0.00

정보 기술

Sensetime Group*	CN	USD	209	63	0.00
				63	0.00

총 투자 (비용 EUR 17,805,421)	17,839,625	78.34

예금

Barclays Bank TD -0.55% 02/11/2020	GB	EUR	2,039,944	2,039,944	8.96
KBC Bank TD -0.56% 02/11/2020	BE	EUR	1,631,955	1,631,955	7.17
Bred Banque TD -0.58% 02/11/2020	FR	EUR	1,631,955	1,631,955	7.17
Credit Agricole TD -0.55% 02/11/2020	FR	EUR	860,895	860,895	3.78
				6,164,749	27.07

(예금 포함) 총 투자	24,004,374	105.42

신용 디폴트 스왑 (Credit Default Swap)

	CCY	기본 노출	미실현 이익 / (손실) EUR	% 순자산
매수 보호 Commerzbk 4% 20/12/2025	EUR	17,371	1,185	0.01
매수 보호 Lloyds Bank 4.5% 20/12/2025	EUR	10,628	247	0.00
매수 보호 Repsol Int'l Fin 2.25% 20/12/2025	EUR	19,985	194	0.00
매수 보호 4.375% 20/12/2025	EUR	7,085	192	0.00
			1,818	0.01

선물환 계약

	기본 노출 EUR	미실현 이익 / (손실) EUR	% 순자산
구입 USD 판매 EUR 에 1.19905 12/11/2020	7,468	216	0.00
구입 EUR 판매 AUD 에 0.60593 12/11/2020	7,968	35	0.00
구입 USD 판매 EUR 에 1.18295 12/11/2020	1,358	21	0.00
구입 USD 판매 EUR 에 1.18706 12/11/2020	188	4	0.00
구입 USD 판매 EUR 에 1.19339 12/11/2020	116	3	0.00
구입 USD 판매 EUR 에 1.19106 12/11/2020	95	2	0.00
구입 USD 판매 EUR 에 1.17809 12/11/2020	201	2	0.00
구입 EUR 판매 USD 에 0.85474 12/11/2020	1,142	(5)	(0.00)
구입 EUR 판매 USD 에 0.83455 12/11/2020	432	(12)	(0.00)
구입 EUR 판매 USD 에 0.84607 12/11/2020	1,362	(19)	(0.00)
구입 EUR 판매 USD 에 0.84098 12/11/2020	1,262	(25)	(0.00)
구입 EUR 판매 USD 에 0.84242 12/11/2020	2,306	(42)	(0.00)
구입 EUR 판매 AUD 에 0.60190 12/11/2020	19,140	(45)	(0.00)
구입 EUR 판매 USD 에 0.84325 12/11/2020	3,425	(60)	(0.00)
구입 EUR 판매 USD 에 0.83959 12/11/2020	4,185	(91)	(0.00)
구입 EUR 판매 USD 에 0.84324 12/11/2020	10,936	(190)	(0.00)
		(206)	(0.00)

선물

	CCY	기본 노출	미실현 이익 / (손실) EUR	% 순자산
Euro-Bund Bond Future 08/12/2020	EUR	259,080	1,452	0.01
Euro-Bobl Bond Future 08/12/2020	EUR	80,148	299	0.00
Euro Buxl 30 Year Bond Future 08/12/2020	EUR	(21,437)	(189)	(0.00)
Euro-BTP Bond Future 08/12/2020	EUR	(80,775)	(302)	(0.00)
			1,260	0.01

기타 자산 및 부채	(1,236,218)	(5.43)
순자산	22,771,028	100.00

지역별 배분

국가	국가 코드	% 순자산
프랑스	FR	24.26
영국	GB	17.06
벨기에	BE	11.95
미국	US	8.86
독일	DE	8.58
네덜란드	NL	7.63
스웨덴	SE	6.64
핀란드	FI	4.25
덴마크	DK	3.12
노르웨이	NO	3.01
뉴질랜드	NZ	2.03
일본	JP	1.97
오스트리아	AT	1.79
아일랜드	IE	1.41
호주	AU	0.72
중국	CN	0.41
이탈리아	IT	0.40
룩셈부르크	LU	0.19
초 국가	SU	0.17
스위스	CH	0.15
대만	TW	0.12
인도	IN	0.12
홍콩	HK	0.11
스페인	ES	0.11
한국	KR	0.10
남아프리카 공화국	ZA	0.08
러시아	RU	0.04
멕시코	MX	0.03
캐나다	CA	0.02
이스라엘	IL	0.02
브라질	BR	0.02
인도네시아	ID	0.01
모나코	MC	0.01
키프로스	CY	0.01
카자흐스탄	KZ	0.01
버뮤다	BM	0.01
태국	TH	0.01
싱가포르	SG	0.00
필리핀	PH	0.00
현금 및 기타 순 부채		(5.41)

Fidelity Institutional Target™ 2020 (Euro) Fund [1,4,5]

현재 투자종목 명세서서 2020년 10월 31일

공인된 주식 또는 공식 증권거래소에서 거래됨

에너지

	국가 코드	CCY	주식 또는 명목	시장 가격 EUR	% 순자산
Repsol International Fin. 4.247% VRN (Perpetual)	NL	EUR	280,983	285,549	0.10
BP Capital Markets 3.625% VRN (Perpetual)	GB	EUR	269,472	277,185	0.09
Eni 3.375% VRN (Perpetual)	IT	EUR	253,678	251,525	0.09
Equinor	NO	NOK	14,594	159,280	0.05
Total	FR	EUR	5,684	146,767	0.05
Equinor 3.125% 06/04/2030	NO	USD	129,186	122,737	0.04
Royal Dutch Shell (B)	NL	GBP	11,735	121,217	0.04
Energy Transfer Operating 6.25% 15/04/2049	US	USD	108,046	97,828	0.03
Marathon Petroleum	US	USD	3,985	97,723	0.03
BP Capital Markets 3.25% VRN (Perpetual)	GB	EUR	91,559	94,225	0.03
Equinor 3.70% 06/04/2050	NO	USD	88,389	84,695	0.03
SBM Offshore	NL	EUR	5,901	81,675	0.03
Shell Int'l Finance 3.25% 06/04/2050	NL	USD	88,473	78,625	0.03
Eni 2.625% VRN (Perpetual)	IT	EUR	72,602	72,007	0.02
BP Capital Markets 3.161% 17/03/2021 EMTN	GB	USD	78,295	67,802	0.02
Saudi Arabian Oil 2.75% 16/04/2022 Reg S	SA	USD	68,899	60,529	0.02
John Wood Group	GB	GBP	24,752	58,376	0.02
TOTAL 3.875% VRN (Perpetual) EMTN	FR	EUR	54,527	56,886	0.02
Energy Transfer Operating 6.00% 15/06/2048	US	USD	64,202	56,532	0.02
Energy Transfer Operating 5.00% 15/05/2050	US	USD	68,273	54,749	0.02
PTT	TH	THB	55,375	47,169	0.02
Valero Energy 2.70% 15/04/2023	US	USD	52,196	46,114	0.02
Pertamina Persero 3.10% 27/08/2030 Reg S	ID	USD	50,432	44,877	0.02
BP Capital Markets 1.00% 28/04/2023	GB	GBP	39,669	44,232	0.02
Chevron	US	USD	725	42,586	0.01
Pioneer Natural Resources 1.90% 15/08/2030	US	USD	52,196	42,027	0.01
BP Capital Markets 4.375% VRN (Perpetual)	GB	USD	47,186	41,918	0.01
Energy Transfer Operating 5.25% 15/04/2029	US	USD	43,845	40,795	0.01
Equinor 2.38% 22/05/2030	NO	USD	42,383	37,974	0.01
Medco Bell Pte 6.375% 30/01/2027 Reg S	SG	USD	48,485	36,851	0.01
Pertamina Persero 4.15% 25/02/2060 Reg S	ID	USD	38,807	33,219	0.01
Marathon Petroleum 6.50% 01/03/2041	US	USD	30,784	30,890	0.01
Medco Oak Tree Pte 7.375% 14/05/2026 Reg S	SG	USD	35,812	29,885	0.01
Energy Transfer Operating 4.05% 15/03/2025	US	USD	32,362	29,237	0.01
China Petroleum & Chemical (H)	CN	HKD	78,145	26,152	0.01
Cespa Finance 2.25% 13/02/2026 EMTN	ES	EUR	23,541	24,571	0.01
Reliance Industries	IN	INR	1,001	23,797	0.01
Repsol Int'l Finance 4.50% VRN 25/03/2075	NL	EUR	22,719	23,571	0.01
CNOOC	CN	HKD	29,026	22,720	0.01
ONEOK 3.40% 01/09/2029	US	USD	27,163	22,711	0.01
ONEOK 7.50% 01/09/2023	US	USD	22,771	22,242	0.01
Shell International Fin. 1.25% 11/11/2032 EMTN	NL	EUR	20,454	22,214	0.01
Energy Transfer Operating 4.50% 15/04/2024	US	USD	24,271	22,130	0.01
Cairn Energy	GB	GBP	12,562	19,416	0.01
Royal Dutch Shell (A) (NL)	NL	EUR	1,741	18,954	0.01
Hess 5.80% 01/04/2047	US	USD	19,014	18,284	0.01
Periama Holdings 5.95% 19/04/2026	US	USD	21,122	18,175	0.01
Indika Energy Capital 8.25% 22/10/2025 Reg S	SG	USD	21,122	18,124	0.01
Puma Int'l Fin. 5.125% 06/10/2024 Reg S	LU	USD	23,845	17,402	0.01
Diversified Gas & Oil	US	GBP	13,514	16,800	0.01
Hessen 5.60% 15/02/2041	US	USD	18,108	16,662	0.01
Delek & Avner Tamar Bond 5.412% 30/12/2025	IL	USD	18,108	15,960	0.01
Chevron 3.078% 11/05/2050	US	USD	16,933	15,115	0.01
Lundin Energy	SE	SEK	900	14,762	0.01
Adaro Indonesia 4.25% 31/10/2024 Reg S	ID	USD	16,015	13,694	0.00
Repsol Intl. Finance 3.75% VRN (Perpetual)	NL	EUR	13,632	13,688	0.00
Pertamina Persero 6.50% 27/05/2041 Reg S	ID	USD	12,266	13,587	0.00
Galp Energia SGPS	PT	EUR	1,898	13,195	0.00
Pertamina Persero 6.00% 03/05/2042 Reg S	ID	USD	12,245	12,828	0.00
Jadestone Energy	SG	GBP	22,140	11,324	0.00
China Shenhua Energy (H)	CN	HKD	7,555	11,233	0.00
HPCL-Mittal Energy 5.25% 28/04/2027	IN	USD	11,521	10,081	0.00
ABM Investama 7.125% 01/08/2022 Reg S	ID	USD	17,858	10,001	0.00
Mongolian Mining 9.25% 15/04/2024 Reg S	SU	USD	13,441	9,401	0.00
Puma Int'l Fin. 5.00% 24/01/2026 Reg S	LU	USD	11,905	8,467	0.00
Equinor 1.375% 22/05/2032 EMTN	NO	EUR	6,827	7,554	0.00
Thaioil Treasury Centre 3.75% 18/06/2050 Reg S	TH	USD	8,161	6,481	0.00
Thaioil Treasury Centre 4.875% 23/01/2043 Reg S	TH	USD	6,241	5,906	0.00
PetroChina (H)	CN	HKD	22,654	5,451	0.00
Reabold Resources	GB	GBP	754,655	4,909	0.00
Kosmos Energy	US	GBP	4,865	4,449	0.00
CGG	FR	EUR	6,547	3,140	0.00
Longboat Energy	GB	GBP	3,020	2,955	0.00
Denbury	US	USD	159	2,235	0.00
Star Petroleum Refining	TH	THB	11,261	1,638	0.00
Reliance Industries	IN	INR	100	1,364	0.00
				3,447,029	**1.17**

유틸리티

	국가 코드	CCY	주식 또는 명목	시장 가격 EUR	% 순자산
NextEra Energy	US	USD	4,243	268,717	0.09
National Grid	GB	GBP	22,987	234,893	0.08
Enel 8.75% VRN 24/09/2073	IT	USD	145,230	143,940	0.05
Enel	IT	EUR	17,229	117,740	0.04
EDF 6.00% VRN (Perpetual) EMTN	FR	GBP	86,250	104,237	0.04
Engie	FR	EUR	8,955	92,994	0.03
NGG Finance 5.625% VRN 18/06/2073	GB	GBP	70,112	88,124	0.03
Fortum	FI	EUR	4,662	75,289	0.03
NextEra Energy Capital 2.25% 01/06/2030	US	USD	71,332	63,390	0.02
American Water Works	US	USD	463	60,221	0.02
EDF 3.375% VRN (Perpetual)	FR	EUR	58,054	57,113	0.02
Exelon	US	USD	1,632	55,783	0.02
Iberdrola International 2.250% VRN (Perpetual)	NL	EUR	54,880	54,896	0.02
CMS Energy	US	USD	986	53,903	0.02
EDF 5.375% VRN (Perpetual) EMTN	FR	EUR	45,439	49,956	0.02
Innogy Finance 6.25% 03/06/2030 EMTN	NL	GBP	30,784	48,555	0.02
SSE 3.74% VRN (Perpetual)	GB	GBP	36,351	41,673	0.01
Tennet Holdings 2.995% VRN (Perpetual)	NL	EUR	38,984	40,287	0.01
DWR Cymru Financing UK 1.625% 31/03/2026 EMTN	GB	GBP	33,926	38,145	0.01
Tennet Holdings 2.374% VRN (Perpetual)	NL	EUR	35,423	35,695	0.01
EDF 4.00% VRN (Perpetual)	FR	EUR	29,024	30,221	0.01
SP Powerassets 3.00% 26/09/2027 Reg S	SG	USD	29,879	28,112	0.01
Edison International 5.75% 15/06/2027	US	USD	27,163	26,501	0.01
NextEra Energy Capital Holdings 2.75% 01/11/2029	US	USD	27,163	25,085	0.01
Greenko Investment 4.875% 16/08/2023 Reg S	MU	USD	26,652	23,021	0.01
Italgas	IT	EUR	4,487	22,264	0.01
Perusahaan Listrik Negara 4.375% 05/02/2050 Reg S	ID	USD	24,387	21,769	0.01
RWE	DE	EUR	662	21,048	0.01
United Utilities Group	GB	GBP	2,151	20,648	0.01
Perusahaan Listrik Negara 4.00% 30/06/2050 Reg S	ID	USD	23,523	20,008	0.01
Star Energy Geothermal 6.75% 24/04/2033 Reg S	VG	USD	20,227	19,187	0.01
ReNew Power 5.875% 05/03/2027 Reg S	IN	USD	21,314	18,787	0.01
Power Grid Corporation of (India)	IN	INR	9,352	18,499	0.01
Star Energy Geothermal 4.85% 14/10/2038 Reg S	BM	USD	20,178	17,823	0.01
Greenko Solar Mauritius 5.95% 29/07/2026 Reg S	MU	USD	18,319	16,641	0.01
Greenko Solar Mauritius 5.55% 29/01/2025 Reg S	MU	USD	17,301	15,307	0.01
SSE 4.75% VRN 16/09/2077	GB	USD	16,949	15,056	0.01
Tenaga Nasional	MY	MYR	7,530	14,834	0.01
Orsted 1.75% VRN 09/12/3019	DK	EUR	14,768	14,790	0.01
CLP Power Hong Kong Fin. 2.125% 30/06/2030 EMTN	VG	USD	14,939	12,895	0.00
Mega First	MY	MYR	8,788	12,634	0.00
First Gen	PH	PHP	23,998	12,129	0.00
SMC Global Power Holdings 5.95% VRN (Perpetual)	PH	USD	14,498	12,037	0.00
Severn Trent Utilities Fin. 2.00% 02/06/2040 EMTN	GB	GBP	9,869	11,544	0.00
Rubis	FR	EUR	378	10,663	0.00
EDP Finance 8.625% 04/01/2024 EMTN	NL	GBP	6,347	8,724	0.00
Neerg Energy 6.00% 13/02/2022 Reg S	MU	USD	9,889	8,636	0.00
ELM For Firmenich Intel. 3.75% VRN (Perpetual)	NL	EUR	7,725	8,053	0.00
CK Infrastructure Holdings	HK	HKD	1,590	6,435	0.00
GCL New Energy Holdings 7.10% 30/01/2021	BM	USD	15,362	6,395	0.00
Cikarang Listrindo	ID	IDR	172,837	6,053	0.00
SMC Global Power Holdings 5.70% VRN (Perpetual)	PH	USD	7,009	5,708	0.00
China Resources Power Holdings	HK	HKD	5,690	5,083	0.00
West Holdings	JP	JPY	140	4,099	0.00
ENN Energy 2.625% 17/09/2030 Reg S	KY	USD	4,705	4,065	0.00
EDF 3.00% VRN (Perpetual)	FR	EUR	3,635	3,577	0.00
Huadian Power International (H)	CN	HKD	2,799	596	0.00
				2,254,478	**0.77**

소재

	국가 코드	CCY	주식 또는 명목	시장 가격 EUR	% 순자산
Air Products and Chemicals	US	USD	1,053	248,891	0.08
Ashland 6.875% 15/05/2043	US	USD	154,929	170,974	0.06
BHP Group (UK)	AU	GBP	8,386	138,949	0.05
FMC	US	USD	1,543	135,763	0.05
Arcelormittal	LU	EUR	10,124	117,962	0.04
Indonesia 5.71% 15/11/2023 Reg S	ID	USD	118,277	111,825	0.04
Air Liquide	FR	EUR	813	102,057	0.03
Arcelormittal 7.25% 15/10/2039	LU	USD	85,957	90,280	0.03
Celanese	US	USD	829	80,004	0.03
DuPont de Nemours 2.169% 01/05/2023	US	USD	91,135	78,996	0.03
ABJA Investment 5.45% 24/01/2028	SG	USD	93,514	77,704	0.03
Ball 5.25% 01/07/2025	US	USD	78,764	76,591	0.03
DuPont de Nemours	US	USD	1,416	68,866	0.02
LYB International Finance 3.80% 10/01/2060	US	USD	78,075	64,899	0.02
Shin-Etsu Chemical	JP	JPY	489	56,028	0.02
Indonesia 5.23% 15/11/2021 Reg S	ID	USD	58,982	52,677	0.02
Victrex	GB	GBP	2,507	51,421	0.02
Endeavour Mining	MC	CAD	2,437	50,432	0.02
Solvay Finance 5.869% VRN (Perpetual)	FR	EUR	40,895	45,444	0.02
LYB International Finance 3.375% 01/10/2040	US	USD	52,635	44,965	0.02
NOF	JP	JPY	1,389	44,844	0.02
JSW Steel 5.375% 04/04/2025	IN	USD	48,670	41,809	0.01
Holcim Finance Luxembourg 3.00% VRN (Perpetual)	LU	EUR	40,668	41,490	0.01

* 이사회 결정으로 가격이 책정된 유가증권.
전체 주석 목록은 6페이지에 나와 있습니다.
별첨 재무제표에 대한 주석은 본 재무제표의 중요한 일부입니다. 투자종목 명세서 및 지역별 배분의 순자산 비율은 반올림되었습니다.

현재 투자종목 명세서서 2020년 10월 31일

	국가 코드	CCY	주식 또는 명목	시장 가격 EUR순	% 자산
Kansai Paint	JP	JPY	1,557	34,478	0.01
BHP Billiton Finance 5.625% VRN 22/10/2079	AU	EUR	28,790	33,742	0.01
LafargeHolcim	CH	CHF	911	33,585	0.01
Sig Combib 2.125% 18/06/2025 Reg S	LU	EUR	30,900	31,616	0.01
Anglo American	GB	GBP	1,491	30,026	0.01
Kenmare Resources	IE	GBP	9,184	29,616	0.01
Fuchs Petrolub (Pref'd)	DE	EUR	638	28,203	0.01
Inalum 6.53% 15/11/2028 Reg S	ID	USD	26,881	28,163	0.01
Gold Fields Orogen Hldgs 6.125% 15/05/2029 Reg S	VG	USD	27,163	27,861	0.01
SIG Combibloc Group	CH	CHF	1,510	26,659	0.01
Vedanta Resources 6.125% 09/08/2024 Reg S	GB	USD	51,872	26,059	0.01
JSW Steel 5.95% 18/04/2024	IN	USD	28,327	24,984	0.01
Suzano Austria 3.75% 15/01/2031	AT	USD	27,615	24,385	0.01
Internatinl Flavors & Fragrances 1.80% 25/09/2026	US	EUR	22,636	24,142	0.01
Synthomer	GB	GBP	5,654	23,715	0.01
Siam Cement	TH	THB	2,517	23,365	0.01
DS Smith 1.375% 26/07/2024	GB	EUR	22,636	23,303	0.01
BHP Billiton Finance 6.50% VRN 22/10/2077	AU	GBP	18,176	22,130	0.01
Sibanye Stillwater	ZA	ZAR	8,393	20,820	0.01
Essentra	GB	GBP	7,554	20,713	0.01
Baoshan Iron & Steel (A)	CN	CNY	26,841	18,388	0.01
Ball 1.50% 15/03/2027	US	EUR	18,108	17,822	0.01
Huhtamaki	FI	EUR	416	17,445	0.01
Wienerberger	AT	EUR	792	17,146	0.01
Verallia	FR	EUR	643	15,378	0.01
Rhi Magnesita	AT	GBP	536	15,268	0.01
Solvay 4.25% VRN (Perpetual)	BE	EUR	14,540	15,265	0.01
Korea Zinc	KR	KRW	51	14,802	0.01
UltraTech Cement	IN	INR	271	14,342	0.00
UPL 5.25% VRN (Perpetual)	MU	USD	17,666	14,307	0.00
Boliden (B)	SE	SEK	550	12,910	0.00
Sumitomo Bakelite	JP	JPY	504	12,235	0.00
Fujimi	JP	JPY	397	12,129	0.00
Vedanta Resources 6.375% 30/07/2022 Reg S	GB	USD	17,359	10,549	0.00
ATA IMS	MY	MYR	24,416	10,535	0.00
Sumitomo Metal Mining	JP	JPY	380	10,126	0.00
Anhui Conch Cement (A)	CN	CNY	1,507	9,843	0.00
Glencore	CH	GBP	5,363	9,297	0.00
Harmony Gold Mining	ZA	ZAR	2,198	9,264	0.00
Nabaltec	DE	EUR	424	8,428	0.00
Vedanta Resources 7.125% 31/05/2023 Reg S	GB	USD	14,843	7,899	0.00
Nickel Mines	AU	AUD	14,525	7,840	0.00
Tianqi Fin 3.75% 28/11/2022	VG	USD	21,341	7,633	0.00
Scientex	MY	MYR	3,054	7,499	0.00
Ivanhoe Mines	CA	CAD	2,109	6,933	0.00
Trafigura Group Pte 6.875% VRN (Perpetual)	SG	USD	8,399	6,834	0.00
Merdeka Copper Gold	ID	IDR	56,642	6,064	0.00
Indocement Tunggal Prakarsa (A)	ID	IDR	8,470	6,000	0.00
Skshu Paint (A)	CN	CNY	302	5,741	0.00
Air Water	JP	JPY	411	5,041	0.00
West China Cement	CN	HKD	38,998	4,974	0.00
Shenzhen YUTO Packaging Technology	CN	CNY	1,283	4,873	0.00
DS Smith 0.875% 12/09/2026 EMTN	GB	EUR	4,527	4,566	0.00
Jiangxi Copper (H)	CN	HKD	3,932	4,027	0.00
TOA Paint Thailand	TH	THB	4,377	3,879	0.00
Skshu Paint (A)	CN	CNY	166	3,153	0.00
Fuso Chemical	JP	JPY	100	2,931	0.00
Lotte Chemical Titan Holding	MY	MYR	6,655	2,861	0.00
Sahamitr Pressure Container	TH	THB	8,965	2,783	0.00
Aluminum Corp of China	CN	HKD	13,431	2,516	0.00
Angang Steel (H)	CN	HKD	9,325	2,349	0.00
Shenzhen YUTO Packaging Technology	CN	CNY	504	1,914	0.00
Baoshan Iron & Steel (A)	CN	CNY	2,689	1,842	0.00
Blackstone Minerals	AU	AUD	4,452	928	0.00
				2,906,995	0.99

산업재

	국가 코드	CCY	주식 또는 명목	시장 가격 EUR순	% 자산
Wolters Kluwer	NL	EUR	4,214	293,234	0.10
Siemens	DE	EUR	2,719	273,786	0.09
Norfolk Southern	US	USD	1,238	219,569	0.07
Allison Transmission Holdings	US	USD	6,269	190,954	0.07
SKF	SE	SEK	10,439	183,648	0.06
Epiroc	SE	SEK	12,808	157,811	0.05
Johnson Controls International	US	USD	3,965	142,338	0.05
RELX	GB	EUR	8,277	140,750	0.05
TransUnion	US	USD	1,987	134,977	0.05
XPO Logistics	US	USD	1,619	124,105	0.04
DCC	IE	GBP	2,065	115,338	0.04
MISUMI Group	JP	JPY	4,171	106,372	0.04
Daikin Industries	JP	JPY	652	104,795	0.04
Kansas City Southern	US	USD	674	101,362	0.03
Oshkosh	US	USD	1,644	95,418	0.03
FANUC	JP	JPY	507	92,064	0.03
Harmonic Drive Systems	JP	JPY	1,584	90,052	0.03
United Rentals	US	USD	537	81,493	0.03
Meggitt	GB	GBP	24,968	75,875	0.03
Recruit Holdings	JP	JPY	2,263	73,999	0.03
Nidec	JP	JPY	846	73,247	0.02
ITOCHU	JP	JPY	3,551	73,244	0.02
Casella Waste Systems	US	USD	1,517	71,859	0.02
SMC	JP	JPY	145	66,066	0.02
JB Hunt Transport Services	US	USD	634	65,868	0.02
FTI Consulting	US	USD	761	64,793	0.02
Sandvik	SE	SEK	4,132	63,232	0.02
Makita	JP	JPY	1,646	62,489	0.02
WW Grainger	US	USD	204	61,233	0.02
Fortive	US	USD	1,157	61,155	0.02
Vinci	FR	EUR	866	58,752	0.02
Miura	JP	JPY	1,370	55,425	0.02
L3Harris Technologies	US	USD	392	53,409	0.02
Aalberts	NL	EUR	1,712	49,377	0.02
Wizz Air Holdings	CH	GBP	1,375	48,832	0.02
Boeing 3.10% 01/05/2026	US	USD	52,196	45,325	0.02
Ashtead Capital 4.125% 15/08/2025 144A	US	USD	51,152	45,204	0.02
ManpowerGroup	US	USD	703	40,699	0.01
Southwest Airlines 5.125% 15/06/2027	US	USD	40,515	38,723	0.01
MTR 1.625% 19/08/2030 EMTN	HK	USD	45,271	37,975	0.01
Techtronic Industries	HK	HKD	3,224	37,216	0.01
Air Lease	US	USD	1,587	37,133	0.01
DP World 2.375% 25/09/2026 Reg S	AE	EUR	36,217	36,556	0.01
Daifuku	JP	JPY	408	36,121	0.01
Rolls-Royce 5.75% 15/10/2027 Reg S	GB	GBP	30,170	33,648	0.01
Schaeffler Finance 3.25% 15/05/2025 Reg S	NL	EUR	31,690	32,161	0.01
Balfour Beatty	GB	GBP	12,473	29,624	0.01
Holding d'Infrastructures 2.50% 04/05/2027 EMTN	FR	EUR	27,163	29,582	0.01
AA Bond 2.75% 31/07/2023 EMTN	GB	GBP	27,163	29,236	0.01
Rolls-Royce 5.75% 15/10/2027 144A	GB	USD	31,349	27,278	0.01
DKSH Holding	CH	CHF	454	25,092	0.01
Volvo Treasury 4.85% VRN 10/03/2078	SE	EUR	22,719	24,499	0.01
Alpha Financial Markets Consulting	GB	GBP	10,100	24,145	0.01
Flughafen Zuerich	CH	CHF	206	23,857	0.01
Delhi Int'l Airport 6.125% 31/10/2026 Reg S	IN	USD	26,902	23,549	0.01
Morgan Advanced Materials	GB	GBP	8,370	23,267	0.01
Sany Heavy Industry (A)	CN	CNY	6,587	21,954	0.01
Xylem 2.25% 30/01/2031	US	USD	24,374	21,905	0.01
Delhi Int'l Airport 6.45% 04/06/2029 Reg S	IN	USD	25,251	21,905	0.01
Heathrow Funding 5.225% 15/02/2023 Reg S	GB	GBP	18,108	21,547	0.01
Varta	DE	EUR	196	21,085	0.01
Safran	FR	EUR	228	20,617	0.01
Holding d'Infrastructures 1.625% 27/11/2027 EMTN	FR	EUR	19,919	20,589	0.01
Indika Energy Capital Pte 5.875% 09/11/2024 Reg S	SG	USD	24,963	20,271	0.01
Ryanair 1.125% 15/08/2023 EMTN	IE	EUR	21,051	20,161	0.01
RELX	GB	GBP	1,155	19,623	0.01
Inspired Energy	GB	GBP	136,509	19,353	0.01
UT Group	JP	JPY	722	19,330	0.01
Yaskawa Electric	JP	JPY	526	17,540	0.01
Mexico City Airport Trust 5.50% 31/07/2047 Reg S	MX	USD	23,541	17,332	0.01
Boeing 4.875% 01/05/2025	US	USD	18,108	16,917	0.01
National Express Group 2.375% 20/11/2028	GB	GBP	15,392	16,828	0.01
Airports of Thailand	TH	THB	11,786	16,736	0.01
Easyjet 1.75% 09/02/2023 EMTN	GB	EUR	18,108	16,683	0.01
eHi Car Services 5.875% 14/08/2022	KY	USD	22,658	16,628	0.01
Secom	JP	JPY	229	16,603	0.01
Ashtead Capital 4.375% 15/08/2027 144A	US	USD	18,108	16,320	0.01
Assa Abloy	SE	SEK	884	16,313	0.01
General Electric 4.35% 01/05/2050	US	USD	17,764	16,276	0.01
THK	JP	JPY	697	15,851	0.01
Ayala	PH	PHP	1,121	15,174	0.01
Singapore Technologies Engineering	SG	SGD	6,844	15,018	0.01
Airbus 2.375% 09/06/2040 EMTN	NL	EUR	13,699	14,317	0.00
Zhuzhou CRRC Times Electric (H)	CN	HKD	5,399	14,263	0.00
Inwido	SE	SEK	1,556	14,179	0.00
International Container Terminal Services	PH	PHP	6,061	12,361	0.00
LISI	FR	EUR	859	11,929	0.00
Weichai Power (A)	CN	CNY	6,057	11,758	0.00
Clarkson	GB	GBP	525	11,734	0.00
Hazama Ando	JP	JPY	2,128	11,354	0.00
RAC Bond 4.87% 06/05/2026 EMTN	GB	GBP	9,960	11,217	0.00
Simplybiz Group	GB	GBP	7,245	11,117	0.00
Greentown Service Group	CN	HKD	11,237	10,586	0.00
Ryanair 2.875% 15/09/2025 EMTN	IE	EUR	10,412	10,404	0.00
Hitachi Transport System	JP	JPY	380	10,334	0.00
Makuake	JP	JPY	102	9,915	0.00
Kerry Logistics Network	HK	HKD	5,275	9,453	0.00
Heathrow Funding 2.75% 13/10/2031 EMTN	GB	GBP	8,212	9,123	0.00
Arwana Citramulia	ID	IDR	311,520	9,062	0.00
SITC International Holdings	HK	HKD	6,775	8,979	0.00
Siemens Energy	DE	EUR	475	8,931	0.00
Boeing 2.50% 01/03/2025	US	USD	10,439	8,914	0.00
Hitachi Construction Machinery	JP	JPY	416	8,811	0.00

현재 투자종목 명세서서 2020년 10월 31일

	국가 코드	CCY	주식 또는 명목	시장 가격 EUR순	% 자산
Heathrow Funding 9.20% 29/03/2021 EMTN	GB	GBP	7,243	8,287	0.00
Weichai Power (H)	CN	HKD	5,066	8,243	0.00
SHO-BOND Holdings	JP	JPY	197	8,165	0.00
Raksul	JP	JPY	185	7,742	0.00
Penta-Ocean Construction	JP	JPY	1,399	7,618	0.00
GMR Int'l Airport 4.25% 27/10/2027 Reg S	IN	USD	9,805	7,617	0.00
Sime Darby	MY	MYR	14,305	7,121	0.00
Sinotrans (H)	CN	HKD	27,850	7,079	0.00
Shanghai M&G Stationery	CN	CNY	681	7,026	0.00
Sinopec Engineering Group (H)	CN	HKD	19,905	6,640	0.00
CKD	JP	JPY	433	6,188	0.00
Caverion	FI	EUR	1,087	6,122	0.00
Sohgo Security Services	JP	JPY	152	6,084	0.00
GMR Int'l Airport 5.375% 10/04/2024 Reg S	IN	USD	6,913	5,866	0.00
Sinotruk (Hong Kong)	CN	HKD	2,511	5,510	0.00
Sumitomo Densetsu	JP	JPY	258	5,271	0.00
Trusco Nakayama	JP	JPY	236	5,225	0.00
Beijing Capital International Airport (H)	CN	HKD	9,902	5,193	0.00
Senior	GB	GBP	8,165	4,975	0.00
LT Group	PH	PHP	24,147	4,942	0.00
CAR 8.875% 10/05/2022	KY	USD	6,625	4,911	0.00
COMSYS Holdings	JP	JPY	225	4,905	0.00
Cebu Air	PH	PHP	7,066	4,862	0.00
Yamazen	JP	JPY	570	4,799	0.00
Daqin Railway (A)	CN	CNY	5,824	4,788	0.00
MonotaRO	JP	JPY	95	4,541	0.00
Prestige International	JP	JPY	605	4,423	0.00
L3 Technologies 3.85% 15/12/2026	US	USD	4,527	4,391	0.00
China Singyes Energy Hldgs 6.00% 19/12/2022 Reg S	BM	USD	5,446	4,265	0.00
Raito Kogyo	JP	JPY	349	4,244	0.00
Sany Heavy Industry (A)	CN	CNY	1,273	4,243	0.00
Sankyu	JP	JPY	133	4,086	0.00
Nihon Flush	JP	JPY	355	3,935	0.00
TechnoPro Holdings	JP	JPY	72	3,869	0.00
Keppel	SG	SGD	1,384	3,819	0.00
SBS Transit	SG	SGD	1,964	3,520	0.00
Kung Long Batteries Industrial	TW	TWD	837	3,443	0.00
Guangshen Railway (H)	CN	HKD	23,960	3,426	0.00
Dynasty Ceramic	TH	THB	50,102	3,173	0.00
Sino-Thai Engineering & Construction	TH	THB	11,161	3,095	0.00
Rozetta	JP	JPY	188	3,078	0.00
Surya Pertiwi	ID	IDR	127,539	2,985	0.00
Nippo	JP	JPY	128	2,826	0.00
AA Bond 5.50% 31/07/2022 Reg S	GB	GBP	2,735	2,772	0.00
Air China (H)	CN	HKD	4,926	2,734	0.00
Raiznext	JP	JPY	264	2,623	0.00
Fuji Electric	JP	JPY	100	2,600	0.00
China Southern Airlines (H)	CN	HKD	5,716	2,568	0.00
Muhibbah Engineering	MY	MYR	16,699	2,518	0.00
Kubota	JP	JPY	164	2,444	0.00
Trancom	JP	JPY	39	2,420	0.00
Daiho	JP	JPY	81	2,242	0.00
Sekisui Jushi	JP	JPY	129	2,234	0.00
Abist	JP	JPY	100	2,199	0.00
Aeon Delight	JP	JPY	90	2,045	0.00
Taikisha	JP	JPY	90	2,022	0.00
Sanwa Holdings	JP	JPY	204	2,003	0.00
NARI Technology	CN	CNY	711	1,896	0.00
Nomura	JP	JPY	319	1,771	0.00
Hong Leong Industries	MY	MYR	1,099	1,694	0.00
Ushio	JP	JPY	167	1,598	0.00
Techno Smart	JP	JPY	217	1,571	0.00
Monalisa Group	CN	CNY	404	1,556	0.00
Nitto Boseki	JP	JPY	47	1,469	0.00
Anhui Heli Co	CN	CNY	792	1,432	0.00
Nitta	JP	JPY	76	1,376	0.00
Cardig Aero Services	ID	IDR	112,638	1,310	0.00
Kito	JP	JPY	114	1,204	0.00
Nippon Road Co	JP	JPY	14	904	0.00
Weichai Power (A)	CN	CNY	366	710	0.00
Hirano Tecseed/Kinzoku	JP	JPY	52	664	0.00
Business Online	TH	THB	1,936	314	0.00
China Index Holdings ADR	CN	USD	221	245	0.00
Kosaido	JP	JPY	19	95	0.00
				5,390,885	**1.84**

정보 기술

	국가 코드	CCY	주식 또는 명목	시장 가격 EUR순	% 자산
Microsoft	US	USD	4,760	823,159	0.28
Alphabet (A)	US	USD	474	660,261	0.22
Facebook	US	USD	1,873	426,875	0.15
Apple	US	USD	4,509	421,308	0.14
Visa	US	USD	2,111	326,676	0.11
SAP	DE	EUR	2,857	261,385	0.09
NXP Semiconductors	NL	USD	2,041	234,945	0.08
Fidelity National Information Services	US	USD	2,102	224,367	0.08
Taiwan Semiconductor Manufacturing	TW	TWD	17,031	221,069	0.08
Salesforce.com	US	USD	1,079	214,408	0.07
Alphabet	US	USD	145	202,966	0.07
Intel	US	USD	5,169	194,982	0.07
Infineon Tech. 2.00% 24/06/2032 EMTN	DE	EUR	171,008	185,825	0.06
Fiserv	US	USD	2,262	183,559	0.06
Tencent Holdings	CN	HKD	2,756	180,343	0.06
Samsung Electronics	KR	KRW	3,967	171,087	0.06
Keyence	JP	JPY	376	146,422	0.05
Qualcomm	US	USD	1,293	136,685	0.05
Oracle	US	USD	2,584	124,122	0.04
SS&C Technologies Holdings	US	USD	2,338	119,117	0.04
Capgemini	FR	EUR	1,194	118,332	0.04
IPG Photonics	US	USD	659	105,553	0.04
Workday	US	USD	580	105,115	0.04
SYNNEX	US	USD	922	103,923	0.04
VMware	US	USD	910	100,034	0.03
Lam Research	US	USD	333	98,708	0.03
Sage Group	GB	GBP	13,217	93,410	0.03
Murata Manufacturing	JP	JPY	1,460	88,261	0.03
CDW	US	USD	804	84,312	0.03
Shimadzu	JP	JPY	2,928	71,867	0.02
Tokyo Electron	JP	JPY	305	70,365	0.02
VMware 4.70% 15/05/2030	US	USD	67,500	68,476	0.02
Cognex	US	USD	1,190	67,371	0.02
Amadeus IT Group 1.50% 09/04/2025	ES	EUR	54,284	64,178	0.02
Micron Technology	US	USD	1,496	63,839	0.02
Coherent	US	USD	560	60,028	0.02
Network i2i 5.650% VRN (Perpetual) Reg S	MU	USD	67,783	58,413	0.02
Nutanix	US	USD	2,775	58,175	0.02
Z Holdings	JP	JPY	9,131	54,691	0.02
Azbil	JP	JPY	1,552	54,114	0.02
Disco	JP	JPY	233	54,026	0.02
Check Point Software Technologies (H)	IL	USD	549	53,782	0.02
Dell Technologies	US	USD	1,046	53,663	0.02
Western Digital	US	USD	1,625	51,661	0.02
Infosys	IN	INR	4,203	51,547	0.02
Littelfuse	US	USD	288	49,420	0.02
Applied Materials	US	USD	945	47,758	0.02
TDK	JP	JPY	468	47,300	0.02
SK Hynix	KR	KRW	738	44,898	0.02
Entegris	US	USD	692	44,573	0.02
RingCentral	US	USD	203	44,266	0.02
Telefonaktiebolaget LM Ericsson	SE	SEK	4,581	43,914	0.01
Ciena	US	USD	1,279	43,118	0.01
Obic	JP	JPY	278	42,400	0.01
VMware 4.65% 15/05/2027	US	USD	41,914	41,766	0.01
Xilinx	US	USD	409	41,307	0.01
VMware 4.50% 15/05/2025	US	USD	41,715	40,571	0.01
Cisco Systems	US	USD	1,310	40,061	0.01
Edenred 1.375% 18/06/2029	FR	EUR	34,406	36,572	0.01
Amdocs	US	USD	728	35,126	0.01
New Relic	US	USD	664	34,838	0.01
Hamamatsu Photonics KK	JP	JPY	787	34,028	0.01
MediaTek	TW	TWD	1,635	33,402	0.01
Software	DE	EUR	1,053	32,401	0.01
Advanced Energy Industries	US	USD	554	32,361	0.01
Infineon Technologies	DE	EUR	1,332	31,835	0.01
MKS Instruments	US	USD	335	31,590	0.01
Yokogawa Electric	JP	JPY	2,501	31,545	0.01
Nomura Research Institute	JP	JPY	1,210	30,685	0.01
Rohm	JP	JPY	461	30,420	0.01
Infineon Tech. 2.875% VRN (Perpetual) EMTN	DE	EUR	30,274	30,141	0.01
Tencent Holdings 1.81% 26/01/2026 Reg S	KY	USD	33,799	29,453	0.01
ams 2.125% 03/11/2027	AT	EUR	28,172	27,703	0.01
Citrix Systems	US	USD	279	27,392	0.01
SAP SE 0.375% 18/05/2029	DE	EUR	26,257	27,002	0.01
Lenovo Group	CN	HKD	45,989	24,773	0.01
MasterCard	US	USD	101	24,631	0.01
Renesas Electronics	JP	JPY	3,414	24,217	0.01
Otsuka	JP	JPY	611	24,153	0.01
Justsystems	JP	JPY	429	24,128	0.01
SDL	GB	GBP	3,139	24,086	0.01
Aptitude Software Group	GB	GBP	4,270	22,789	0.01
DXC Technology	US	USD	1,372	21,265	0.01
NAVER	KR	KRW	97	21,264	0.01
International Business Machines 7.00% 30/10/2025	US	USD	18,108	20,082	0.01
PayPal Holdings 2.85% 01/10/2029	US	USD	21,051	19,747	0.01
Dialog Semiconductor	GB	EUR	563	18,444	0.01
Baidu ADR	CN	USD	158	17,929	0.01
SCREEN Holdings	JP	JPY	370	17,420	0.01
Alten	FR	EUR	235	16,122	0.01
AIXTRON	DE	EUR	1,662	16,076	0.01
Iriso Electronics	JP	JPY	452	14,781	0.01
Sopra Steria Group	FR	EUR	144	14,698	0.01

현재 투자종목 명세서서 2020년 10월 31일

	국가 코드	CCY	주식 또는 명목	시장 가격 EUR순	% 자산
Hewlett Packard Enterprise 6.20% 15/10/2035	US	USD	13,581	14,563	0.00
Sansan	JP	JPY	246	14,012	0.00
Elecom	JP	JPY	325	13,975	0.00
Sabre	US	USD	2,140	11,719	0.00
Argo Graphics	JP	JPY	419	11,082	0.00
Taiyo Yuden	JP	JPY	343	10,898	0.00
Hitachi	JP	JPY	369	10,676	0.00
Lenovo Group 3.375% 24/01/2024	HK	USD	10,753	10,070	0.00
Digital Garage	JP	JPY	297	9,085	0.00
Fujitsu	JP	JPY	88	8,817	0.00
giftee	JP	JPY	376	8,741	0.00
Kamakura Shinsho	JP	JPY	893	7,589	0.00
Hennge KK	JP	JPY	117	7,275	0.00
Eizo	JP	JPY	222	7,212	0.00
Ai Holdings	JP	JPY	437	6,593	0.00
FPT	VN	VND	3,415	6,513	0.00
Infosys ADR	IN	USD	458	5,560	0.00
Horiba	JP	JPY	125	5,264	0.00
Information Services International-Dentsu	JP	JPY	95	5,141	0.00
Infocom	JP	JPY	163	5,072	0.00
Chroma ATE	TW	TWD	1,237	5,061	0.00
Samsung SDI	KR	KRW	14	4,736	0.00
NEC	JP	JPY	108	4,682	0.00
Optex Group	JP	JPY	362	4,632	0.00
Fabrinet	TH	USD	78	4,033	0.00
Shinko Electric Industries	JP	JPY	251	3,754	0.00
Tokyo Seimitsu	JP	JPY	126	3,652	0.00
Comture	JP	JPY	162	3,556	0.00
NET One Systems	JP	JPY	136	3,487	0.00
Chatwork	JP	JPY	184	3,143	0.00
m-up Holdings	JP	JPY	149	3,114	0.00
PT Metrodata Electronics	ID	IDR	31,577	2,963	0.00
Atea	NO	NOK	291	2,894	0.00
Freee KK	JP	JPY	42	2,852	0.00
Venture	SG	SGD	234	2,838	0.00
Dip	JP	JPY	162	2,675	0.00
My EG Services	MY	MYR	8,493	2,410	0.00
Tsinghua Unic 4.75% 31/01/2021	VG	USD	3,840	2,122	0.00
NEC Networks & System Integration	JP	JPY	142	2,109	0.00
Netbay (F)	TH	THB	2,591	1,776	0.00
Itochu Techno-Solutions	JP	JPY	56	1,619	0.00
Hytera Communications (B)	CN	CNY	1,480	1,354	0.00
Bengo4.com	JP	JPY	12	1,313	0.00
Alps Electric	JP	JPY	100	1,236	0.00
Japan Material	JP	JPY	106	1,172	0.00
Silergy	CN	TWD	21	1,115	0.00
China Railway Signal & Communication Corp (H)	CN	HKD	1,680	475	0.00
SHIFT	JP	JPY	3	273	0.00
Hangzhou Hikvision Digital Technology (A)	CN	CNY	45	260	0.00
Fang Holdings ADR	CN	USD	3	27	0.00
				9,043,046	3.08

소비재

	국가 코드	CCY	주식 또는 명목	시장 가격 EUR순	% 자산
Amazon.com	US	USD	221	577,881	0.20
Charter Communications	US	USD	1,092	565,315	0.19
Volkswagen Int'l Finance 4.125% 16/11/2038	NL	EUR	174,336	242,246	0.08
Publicis Groupe	FR	EUR	7,802	232,493	0.08
Prosus	NL	EUR	2,535	217,449	0.07
McDonald's	US	USD	1,112	202,354	0.07
Booking Holdings	US	USD	142	197,376	0.07
Lennar 5.875% 15/11/2024	US	USD	179,587	173,606	0.06
Alibaba Group Holding ADR	CN	USD	654	170,532	0.06
Volkswagen Fin. Services 3.375% 06/04/2028 EMTN	DE	EUR	143,731	170,476	0.06
Nike	US	USD	1,634	168,544	0.06
Time Warner Cable 5.25% 15/07/2042	US	GBP	102,827	149,981	0.05
Alibaba Group Holding	CN	HKD	4,189	136,615	0.05
Takeaway.com	NL	EUR	1,378	131,610	0.04
Lowe's Cos	US	USD	956	129,161	0.04
Altice USA	US	USD	5,013	116,127	0.04
Volkswagen Int'l Finance 3.375% VRN (Perpetual)	NL	EUR	109,791	110,542	0.04
Puma	DE	EUR	1,413	106,059	0.04
NVR	US	USD	28	98,603	0.03
SES SA . 5.625% VRN (Perpetual)	LU	EUR	86,233	92,107	0.03
Toll Brothers Finance 3.80% 01/11/2029	US	USD	98,703	90,214	0.03
Pearson Funding 3.75% 04/06/2030	GB	GBP	75,319	90,087	0.03
Persimmon	GB	GBP	3,467	90,049	0.03
Shimano	JP	JPY	442	86,789	0.03
Pearson	GB	GBP	15,092	85,586	0.03
Liberty Media Group	US	USD	2,735	83,927	0.03
VW Int'l Finance 4.625% VRN (Perpetual)	NL	EUR	75,428	79,954	0.03
Burlington Stores	US	USD	461	75,925	0.03
Fast Retailing	JP	JPY	125	75,181	0.03
Service Corp International	US	USD	1,826	73,904	0.03
Prosus 3.68% 21/01/2030 Reg S	NL	USD	77,251	72,305	0.02
Dollar Tree	US	USD	917	71,006	0.02
InterContinental Hotel Grp. 3.375% 08/10/2028 EMTN	GB	GBP	60,701	67,800	0.02
ServiceMaster Global Holdings	US	USD	1,665	67,567	0.02
AutoZone	US	USD	65	62,888	0.02
Prosus 5.50% 21/07/2025 Reg S	NL	USD	62,636	61,890	0.02
Time Warner Cable 5.75% 02/06/2031	US	GBP	43,219	61,734	0.02
Naspers	ZA	ZAR	362	60,436	0.02
Papa John's International	US	USD	868	56,614	0.02
Meituan 2.125% 28/10/2025 Reg S	KY	USD	64,835	55,769	0.02
UPCB Finance VII 3.625% 15/06/2029 Reg S	KY	EUR	54,023	54,163	0.02
Meituan 3.05% 28/10/2030 Reg S	KY	USD	62,897	53,916	0.02
Melco Resorts Finance 5.375% 04/12/2029 Reg S	KY	USD	62,791	51,992	0.02
Zhongsheng Group Holdings	CN	HKD	8,450	51,706	0.02
Activision Blizzard	US	USD	773	49,850	0.02
Toll Brothers Finance 4.875% 15/11/2025	US	USD	52,196	49,781	0.02
Advance Auto Parts	US	USD	391	49,043	0.02
Tapestry	US	USD	2,512	48,436	0.02
Volkswagen Int'l Finance 3.875% VRN (Perpetual)	NL	EUR	47,149	47,634	0.02
Koito Manufacturing	JP	JPY	1,124	46,533	0.02
Volkswagen Int'l Finance 3.50% VRN (Perpetual)	NL	EUR	45,439	45,930	0.02
Midea Group (A)	CN	CNY	4,417	44,214	0.02
General Motors 6.80% 01/10/2027	US	USD	41,141	43,417	0.01
General Motors 6.125% 01/10/2025	US	USD	41,757	41,986	0.01
CPUK Finance 3.69% 28/02/2028	GB	GBP	36,217	41,478	0.01
Studio City Finance 7.25% 11/02/2024 Reg S	VG	USD	46,181	40,852	0.01
Nifco	JP	JPY	1,317	33,827	0.01
Studio City Finance 6.50% 15/01/2028 Reg S	VG	USD	39,172	33,529	0.01
Galaxy Entertainment Group	HK	HKD	5,417	30,718	0.01
Prosus 4.027% 03/08/2050 Reg S	NL	USD	34,711	30,556	0.01
New Oriental Education & Technology Group ADR	CN	USD	221	30,508	0.01
EssilorLuxottica	FR	EUR	285	30,287	0.01
Dongfeng Motor Group (H)	CN	HKD	49,944	30,197	0.01
Stanley Electric	JP	JPY	1,235	30,193	0.01
Vistry Group	GB	GBP	4,967	30,102	0.01
Dufry One 1.00% 04/05/2023	NL	CHF	25,054	29,016	0.01
Ryohin Keikaku	JP	JPY	1,593	28,709	0.01
Toll Brothers Finance 4.375% 15/04/2023	US	USD	31,318	28,215	0.01
General Motors Financial 4.375% 25/09/2021	US	USD	30,796	27,254	0.01
Nokian Renkaat	FI	EUR	1,019	26,889	0.01
adidas	DE	EUR	103	26,156	0.01
Pan Pacific International Holdings	JP	JPY	1,427	26,040	0.01
Lennar 4.75% 29/11/2027	US	USD	25,639	25,225	0.01
ANTA Sports Products	CN	HKD	2,646	25,170	0.01
Informa 2.125% 06/10/2025 EMTN	GB	EUR	24,455	24,577	0.01
Porsche Automobil Holding Perpetual (Pref'd)	DE	EUR	523	24,040	0.01
Volkswagen (Pref'd)	DE	EUR	191	23,923	0.01
Yamaha	JP	JPY	568	23,127	0.01
Team17 Group	GB	GBP	2,890	22,817	0.01
JD.com 4.125% 14/01/2050	KY	USD	24,446	22,626	0.01
eBay	US	USD	542	22,091	0.01
Shop Apotheke Europe	NL	EUR	153	21,787	0.01
D'ieteren	BE	EUR	505	21,720	0.01
Golden Eagle Retail Group 4.625% 21/05/2023 Reg S	KY	USD	24,963	21,587	0.01
Boozt	SE	SEK	1,497	20,791	0.01
PulteGroup 5.50% 01/03/2026	US	USD	20,879	20,642	0.01
Focus Media Information Technology	CN	CNY	17,127	20,542	0.01
Trip.com Group ADR	CN	USD	765	18,756	0.01
Musti Group	FI	EUR	939	18,474	0.01
Autoliv	SE	USD	272	17,766	0.01
Home Depot 3.30% 15/04/2040	US	USD	18,108	17,697	0.01
Watches of Switzerland Group	GB	GBP	4,007	17,597	0.01
Basic-Fit	NL	EUR	845	17,580	0.01
Chanel Ceres 1.00% 31/07/2031	GB	EUR	17,022	17,527	0.01
Coats Group	GB	GBP	27,266	17,221	0.01
Fiat Chrysler Automobiles	GB	EUR	1,624	17,125	0.01
Seria	JP	JPY	516	17,080	0.01
Baoxin Auto Finance I 9.109% VRN (Perpetual)	VG	USD	27,171	16,792	0.01
4imprint Group	GB	GBP	713	16,407	0.01
HelloFresh	DE	EUR	331	15,206	0.01
Toyo Tire & Rubber	JP	JPY	1,185	15,096	0.01
Midea Group	CN	CNY	1,473	14,746	0.01
MGM China Holdings 5.25% 18/06/2025 Reg S	KY	USD	16,994	14,728	0.01
Guangzhou Automobile Group (H)	CN	HKD	16,308	14,390	0.00
Shenzhou International Group Holdings	CN	HKD	953	14,223	0.00
Kendrion	NL	EUR	847	13,047	0.00
Wynn Macau 5.50% 01/10/2027 Reg S	KY	USD	15,938	12,855	0.00
Greene King Finance 5.318% 15/09/2031	GB	GBP	10,678	12,842	0.00
Gym Group	GB	GBP	8,192	12,570	0.00
Baozun	CN	HKD	1,166	12,056	0.00
Studio City Finance 6.00% 15/07/2025 Reg S	VG	USD	13,729	11,858	0.00
Cairn Homes	IE	EUR	15,000	11,775	0.00
Kohl's 9.50% 15/05/2025	US	USD	11,318	11,664	0.00
Schaeffler 2.875% 26/03/2027 EMTN	DE	EUR	11,644	11,653	0.00
THG Holding	GB	GBP	1,567	11,494	0.00
ScS Group	GB	GBP	5,392	11,452	0.00

현재 투자종목 명세서서 2020년 10월 31일

	국가 코드	CCY	주식 또는 명목	시장 가격 EUR순	% 자산
Vivo Energy	GB	GBP	13,580	11,416	0.00
Headlam Group	GB	GBP	3,801	11,243	0.00
Jollibee Foods	PH	PHP	3,637	10,964	0.00
Suzuki Motor	JP	JPY	297	10,946	0.00
DouYu International Holdings ADR	CN	USD	842	10,874	0.00
Denso	JP	JPY	269	10,759	0.00
Crystal International Group	HK	HKD	43,094	10,201	0.00
Hyundai Mobis	KR	KRW	57	9,879	0.00
Toll Brothers Finance 4.35% 15/02/2028	US	USD	10,439	9,866	0.00
Li Ning	CN	HKD	2,138	9,548	0.00
Nojima	JP	JPY	361	8,694	0.00
MGM China Holdings 5.875% 15/05/2026 Reg S	KY	USD	9,985	8,677	0.00
Future Retail 5.60% 22/01/2025 Reg S	IN	USD	14,402	8,529	0.00
HUYA ADR	CN	USD	449	8,472	0.00
Honda Motor	JP	JPY	416	8,465	0.00
Li & Fung 5.25% (Perpetual) EMTN	BM	USD	13,057	8,266	0.00
Weifu High-Technology Group	CN	HKD	4,703	7,437	0.00
Selamat Sempurna	ID	IDR	87,478	7,115	0.00
Chow Tai Fook Jewellery Group	HK	HKD	6,461	7,087	0.00
Dream International	HK	HKD	23,877	7,057	0.00
Brilliance China Automotive Holdings	HK	HKD	9,458	7,010	0.00
MR DIY Group (M)	MY	MYR	18,708	6,737	0.00
Baozun ADR	CN	USD	196	6,166	0.00
Central Automotive Products	JP	JPY	349	5,835	0.00
Somboon Advance Technology	TH	THB	14,594	5,334	0.00
Hostelworld Group	IE	GBP	9,500	5,281	0.00
Oriental Land	JP	JPY	43	5,222	0.00
Wilcon Depot	PH	PHP	19,912	5,050	0.00
Zhejiang Supor (A)	CN	CNY	549	4,975	0.00
Map Aktif Adiperkasa	ID	IDR	35,208	4,237	0.00
MakeMyTrip	IN	USD	243	3,843	0.00
Subaru	JP	JPY	216	3,410	0.00
Wuhu Sanqi Interactive Entertainment	CN	CNY	853	3,245	0.00
SAIC Motor (A)	CN	CNY	1,092	3,244	0.00
Round One	JP	JPY	425	2,865	0.00
Plan B Media	TH	THB	19,233	2,853	0.00
KIYO Learning	JP	JPY	29	2,792	0.00
Sony	JP	JPY	36	2,577	0.00
Gree Electric Appliances Inc of Zhuhai	CN	CNY	335	2,518	0.00
Demae-Can	JP	JPY	97	2,463	0.00
Sabina	TH	THB	4,213	2,407	0.00
Jaya Bersama Indo	ID	IDR	143,824	2,333	0.00
ABC-Mart	JP	JPY	48	2,112	0.00
Rinnai	JP	JPY	24	2,062	0.00
Koshidaka Holdings	JP	JPY	559	1,795	0.00
Vipshop Holdings ADR	CN	USD	94	1,669	0.00
Astra Otoparts	ID	IDR	32,781	1,651	0.00
Bafang Electric Suzhou	CN	CNY	69	1,643	0.00
China Literature	CN	HKD	208	1,469	0.00
China South Publishing & Media Group (A)	CN	CNY	894	1,203	0.00
Mercari	JP	JPY	28	995	0.00
China South Publishing & Media Group	CN	CNY	736	991	0.00
Gree Electric Appliances of Zhuhai	CN	CNY	116	873	0.00
China Dongxiang Group	CN	HKD	7,827	833	0.00
Chaowei Power Holdings	CN	HKD	2,770	819	0.00
Parkson Retail Group	CN	HKD	32,463	805	0.00
Pacific Textiles Holdings	HK	HKD	1,623	794	0.00
Bafang Electric Suzhou	CN	CNY	31	734	0.00
Skyworth Group	HK	HKD	3,262	733	0.00
JINS	JP	JPY	11	691	0.00
Piolax	JP	JPY	50	635	0.00
Embry Holdings	HK	HKD	5,300	588	0.00
Rakuten	JP	JPY	67	557	0.00
Square Enix Holdings	JP	JPY	10	500	0.00
Tokyo Radiator Manufacturing	JP	JPY	79	336	0.00
Twenty-four seven	JP	JPY	34	246	0.00
				7,764,797	2.65

소비재

	국가 코드	CCY	주식 또는 명목	시장 가격 EUR순	% 자산
Unilever	GB	EUR	6,220	301,994	0.10
Swedish Match	SE	SEK	3,955	256,091	0.09
British American Tobacco	GB	GBP	8,722	237,406	0.08
Walmart	US	USD	1,957	232,744	0.08
Coca-Cola	US	USD	5,483	225,045	0.08
Unilever	GB	GBP	3,657	179,057	0.06
Beiersdorf	DE	EUR	1,936	174,052	0.06
Tesco	GB	GBP	73,196	167,255	0.06
Nestle	CH	CHF	1,504	145,279	0.05
Altria Group 2.20% 15/06/2027	US	EUR	131,535	143,348	0.05
Associated British Foods	GB	GBP	6,906	130,347	0.04
L'Oreal	FR	EUR	441	122,592	0.04
Imperial Brands	GB	GBP	8,957	121,903	0.04
Sprouts Farmers Market	US	USD	5,958	97,727	0.03
Monster Beverage	US	USD	1,480	97,228	0.03
Koninklijke Ahold Delhaize	NL	EUR	3,934	92,814	0.03
China Mengniu Dairy	HK	HKD	22,912	92,643	0.03
Tyson Foods	US	USD	1,887	92,377	0.03
BAT Capital 2.726% 25/03/2031	US	USD	88,024	74,760	0.03
Archer-Daniels-Midland	US	USD	1,307	52,253	0.02
CP ALL	TH	THB	33,839	49,999	0.02
Pernod Ricard	FR	EUR	343	47,509	0.02
BAT Capital 2.259% 25/03/2028	US	USD	52,405	44,983	0.02
Coca-Cola European Partners	GB	USD	1,451	44,252	0.02
Kroger	US	USD	1,512	41,776	0.01
Bunge	US	USD	842	40,723	0.01
Kao	JP	JPY	515	31,482	0.01
Britvic	GB	GBP	3,595	29,498	0.01
Altria Group 5.80% 14/02/2039	US	USD	26,710	29,131	0.01
AB InBEV Worldwide 5.80% 23/01/2059	US	USD	23,029	27,761	0.01
Thai Beverage	TH	SGD	68,310	24,926	0.01
Wm Morrison Supermarkets	GB	GBP	12,679	22,966	0.01
Royal Unibrew	DK	DKK	254	21,264	0.01
Altria Group 4.80% 14/02/2029	US	USD	20,879	21,090	0.01
Kweichow Moutai	CN	CNY	79	16,832	0.01
H&H 5.625% 24/10/2024	KY	USD	14,402	12,914	0.00
Gudang Garam	ID	IDR	5,399	12,910	0.00
Indofood Sukses Makmur	ID	IDR	31,237	12,694	0.00
Kotobuki Spirits	JP	JPY	307	12,204	0.00
Puregold Price Club	PH	PHP	16,513	12,080	0.00
Tsuruha Holdings	JP	JPY	88	10,543	0.00
Welcia Holdings	JP	JPY	286	9,628	0.00
Sakata Seed	JP	JPY	313	9,480	0.00
China Resources Beer Holdings	HK	HKD	1,696	9,030	0.00
Charoen Pokphand (Indonesia)	ID	IDR	24,322	8,225	0.00
Uni-President China Holdings	CN	HKD	10,869	8,076	0.00
Saigon Beer Alcohol Beverage	VN	VND	1,023	6,984	0.00
Vietnam Dairy Products	VN	VND	1,676	6,702	0.00
Osotspa	TH	THB	7,556	6,646	0.00
First Resources	SG	SGD	8,628	6,572	0.00
Sheng Siong	SG	SGD	6,053	6,354	0.00
Shiseido	JP	JPY	117	6,234	0.00
Nongfu Spring	CN	HKD	1,555	6,109	0.00
Asian Seafoods Coldstorage	TH	THB	16,264	5,903	0.00
Kweichow Moutai (A)	CN	CNY	27	5,821	0.00
Yantai Changyu Pioneer Wine	CN	HKD	3,707	5,692	0.00
RFM	PH	PHP	65,675	5,486	0.00
Japfa	SG	SGD	12,133	4,921	0.00
Heineken (Malaysia)	MY	MYR	1,314	4,884	0.00
Carlsberg Brewery (Malaysia)	MY	MYR	1,168	4,459	0.00
WH Group	HK	HKD	6,362	4,298	0.00
Industri Jamu Dan Farmasi Sido Muncul	ID	IDR	80,371	3,757	0.00
Century Pacific Food	PH	PHP	13,042	3,590	0.00
SSMS Plantation Holdings 7.75% 23/01/2023	SG	USD	7,009	3,564	0.00
Siam Makro	TH	THB	3,234	3,537	0.00
Dairy Farm International Holdings	HK	USD	1,080	3,495	0.00
Ultrajaya Milk Industry & Trading	ID	IDR	34,787	3,365	0.00
Tingyi Cayman Islands Holding	CN	HKD	2,017	3,167	0.00
Bumitama Agri	ID	SGD	9,787	2,675	0.00
Japfa Comfeed Indonesia	ID	IDR	39,961	2,471	0.00
Shinnihonseiyaku	JP	JPY	109	2,361	0.00
Sagami Rubber Industries	JP	JPY	35	337	0.00
Shenguan Holdings Group	CN	HKD	9,660	259	0.00
				3,768,534	1.28

건강

	국가 코드	CCY	주식 또는 명목	시장 가격 EUR순	% 자산
Sanofi	FR	EUR	6,773	523,996	0.18
Bayer 1.375% 06/07/2032	DE	EUR	387,460	403,190	0.14
Roche Holding	CH	CHF	1,220	336,998	0.11
Horizon Therapeutics	US	USD	5,142	330,112	0.11
Becton Dickinson Euro Finance 1.208% 04/06/2026	LU	EUR	302,852	314,460	0.11
Medtronic 1.375% 15/10/2040	LU	EUR	298,104	309,945	0.11
Koninklijke Philips	NL	EUR	6,847	273,044	0.09
Mylan 3.125% 22/11/2028	NL	EUR	188,157	219,805	0.07
Baxter International	US	USD	3,095	205,557	0.07
Novo Nordisk	DK	DKK	3,723	205,315	0.07
AmerisourceBergen	US	USD	2,476	203,556	0.07
AbbVie	US	USD	2,770	200,307	0.07
UnitedHealth Group	US	USD	732	192,238	0.07
Takeda Pharmaceutical 1.375% 09/07/2032	JP	EUR	179,380	189,638	0.06
Thermo Fisher Scientific	US	USD	454	183,946	0.06
Fresenius Medical Care	DE	EUR	2,586	169,558	0.06
ICON	IE	USD	1,046	161,999	0.06
Zimmer Biomet Holdings	US	USD	1,421	160,856	0.05
Takeda Pharmaceutical 2.00% 09/07/2040	JP	EUR	147,091	160,488	0.05
HCA Healthcare	US	USD	1,358	144,022	0.05
Abbott Laboratories	US	USD	1,543	138,423	0.05
Stryker	US	USD	653	112,193	0.04
Boston Scientific	US	USD	3,722	110,316	0.04
Aetna 2.80% 15/06/2023	US	USD	111,377	100,480	0.03
AbbVie 4.875% 14/11/2048	US	USD	91,848	100,078	0.03

Fidelity Institutional Target™ 2020 (Euro) Fund [1,4,5] - 계속

현재 투자종목 명세서서 2020년 10월 31일

	국가 코드	CCY	주식 또는 명목	시장 가격 EUR순	% 자산
Roche Holding (B)	CH	CHF	313	86,543	0.03
Becton Dickinson 1.90% 15/12/2026	US	EUR	74,832	80,502	0.03
McKesson	US	USD	634	79,599	0.03
Genus	GB	GBP	1,727	78,787	0.03
Olympus	JP	JPY	4,085	67,137	0.02
Cigna 3.40% 15/03/2050	US	USD	70,691	64,052	0.02
Becton Dickinson 3.30% 01/03/2023	US	USD	69,682	62,642	0.02
Pfizer	US	USD	2,061	62,072	0.02
Becton Dickinson 3.125% 08/11/2021	US	USD	65,329	57,533	0.02
AbbVie 2.90% 06/11/2022	US	USD	62,636	56,340	0.02
Mylan	US	USD	4,456	55,575	0.02
Santen Pharmaceutical	JP	JPY	3,462	52,973	0.02
Cigna 2.40% 15/03/2030	US	USD	56,403	50,190	0.02
Anthem	US	USD	213	50,110	0.02
CVS Health	US	USD	1,041	50,051	0.02
PerkinElmer	US	USD	429	47,169	0.02
AbbVie 4.70% 14/05/2045	US	USD	42,801	44,662	0.02
Bayer	DE	EUR	1,070	43,205	0.01
HCA 5.25% 15/06/2026	US	USD	41,405	41,438	0.01
Smith & Nephew 2.032% 14/10/2030	GB	USD	44,189	37,706	0.01
Merck KGaA 1.625% VRN 09/09/2080	DE	EUR	37,644	37,448	0.01
Bayer 2.375% VRN 12/11/2079	DE	EUR	37,581	36,624	0.01
Nippon Shinyaku	JP	JPY	568	34,852	0.01
Grifols ADR	ES	USD	2,422	34,820	0.01
Aetna 4.75% 15/03/2044	US	USD	31,318	32,673	0.01
Hoya	JP	JPY	335	32,490	0.01
Centene	US	USD	624	31,590	0.01
Eisai	JP	JPY	460	30,747	0.01
Sonova Holding	CH	CHF	142	28,855	0.01
Philips 1.375% 30/03/2025 EMTN	NL	EUR	27,163	28,842	0.01
Arena Pharmaceuticals	US	USD	372	27,417	0.01
Alexion Pharmaceuticals	US	USD	277	27,318	0.01
AbbVie 4.50% 14/05/2035	US	USD	25,576	26,589	0.01
Teva Pharmaceutical Fin. 1.875% 31/03/2027	NL	EUR	30,691	26,193	0.01
Thermo Fisher Scientific 1.95% 24/07/2029	US	EUR	22,835	26,034	0.01
Ascendis Pharma ADR	DK	USD	185	25,674	0.01
Merck 2.875% VRN 25/06/2079	DE	EUR	22,719	24,213	0.01
Top Glove	MY	MYR	13,610	24,092	0.01
Krystal Biotech	US	USD	619	23,588	0.01
Apellis Pharmaceuticals	US	USD	845	23,227	0.01
Aprea Therapeutics	US	USD	1,163	21,968	0.01
Exelixis	US	USD	1,201	21,027	0.01
Mylan 2.25% 22/11/2024	NL	EUR	19,448	20,854	0.01
Teva Pharmaceutical Finance 1.625% 15/10/2028	NL	EUR	25,315	20,537	0.01
Innovent Biologics	CN	HKD	2,965	18,868	0.01
As One	JP	JPY	148	18,422	0.01
Korian	FR	EUR	721	17,428	0.01
Unitedhealth Group 2.90% 15/05/2050	US	USD	18,108	16,281	0.01
Cigna 4.90% 15/12/2048	US	USD	13,581	15,009	0.01
Sutro Biopharma	US	USD	1,321	14,369	0.00
Evotec	DE	EUR	630	14,287	0.00
Wuxi Biologics Cayman	CN	HKD	550	13,266	0.00
LivaNova	GB	USD	296	12,729	0.00
MorphoSys	DE	EUR	141	12,375	0.00
China Resources Pharmaceutical Group	CN	HKD	27,218	11,676	0.00
Craneware	GB	GBP	646	11,162	0.00
AbbVie 1.25% 18/11/2031	US	EUR	9,054	9,699	0.00
Chularat Hospital	TH	THB	132,156	9,156	0.00
Otsuka Holdings	JP	JPY	264	8,398	0.00
Medical Data Vision	JP	JPY	356	7,180	0.00
Rajthanee Hospital	TH	THB	11,038	6,528	0.00
Medikaloka Hermina	ID	IDR	34,352	6,322	0.00
Tempo Scan Pacific	ID	IDR	81,147	5,965	0.00
Nihon Kohden	JP	JPY	212	5,697	0.00
Eiken Chemical	JP	JPY	334	5,493	0.00
China National Accord Medicines (A)	CN	CNY	646	4,125	0.00
Mega Lifesciences	TH	THB	4,227	4,029	0.00
Shandong Weigao Group Medical Polymer (H)	CN	HKD	2,143	3,566	0.00
Yestar International Holdings 6.90% 15/09/2021	KY	USD	7,873	2,653	0.00
China National Accord Medicines (B)	CN	HKD	945	2,310	0.00
JMDC	JP	JPY	35	1,595	0.00
Peijia Medical	CN	HKD	405	1,127	0.00
China National Accord Medicines	CN	CNY	98	626	0.00
				7,546,819	2.57

금융

	국가 코드	CCY	주식 또는 명목	시장 가격 EUR순	% 자산
Fidelity US Quality Income UCITS ETF	IE	GBP	359,846	2,204,173	0.75
Westpac Banking 0.022% FRN 04/12/2020 EMTN	AU	EUR	762,717	763,084	0.26
Kreditanstalt 2.125% 15/06/2022	DE	USD	835,142	739,057	0.25
AIB Group 2.875% VRN 30/05/2031 EMTN	IE	EUR	545,537	549,796	0.19
IBRD 0.50% 28/10/2025	SU	USD	626,356	536,600	0.18
Sampo 2.50% VRN 03/09/2052 EMTN	FI	EUR	372,972	380,657	0.13
Commerzbank 4.00% 23/03/2026 EMTN	DE	EUR	351,584	372,391	0.13
KfW 0.375% 18/07/2025	DE	USD	402,956	344,273	0.12
Danske Bank 2.50% VRN 21/06/2029 EMTN	DK	EUR	302,996	316,225	0.11
JPMorgan Chase	US	USD	3,407	283,211	0.10
Legal & General Group	GB	GBP	131,277	269,753	0.09
Morgan Stanley	US	USD	6,221	254,483	0.09
AXA	FR	EUR	18,103	249,816	0.09
Morgan Stanley 2.75% 19/05/2022	US	USD	268,300	238,685	0.08
Allianz	DE	EUR	1,390	209,904	0.07
Lloyds Banking Group 4.50% VRN 18/03/2030 EMTN	GB	EUR	176,270	197,082	0.07
DNB	NO	NOK	16,997	196,905	0.07
Bank OZK	US	USD	9,175	190,824	0.07
Inter-American Dev. Bank 0.625% 15/07/2025	SU	USD	194,170	167,344	0.06
Arthur J Gallagher	US	USD	1,738	153,916	0.05
UniCredit 2.731% VRN 15/01/2032	IT	EUR	164,790	153,276	0.05
UBS Group 0.25% VRN 05/11/2028 EMTN	CH	EUR	152,042	150,603	0.05
Hannover Rueck	DE	EUR	1,176	146,644	0.05
Barclays 4.61% VRN 15/02/2023	GB	USD	161,496	145,230	0.05
Berkshire Hathaway	US	USD	837	144,260	0.05
Prudential	GB	GBP	13,225	138,639	0.05
St James's Place	GB	GBP	13,714	137,122	0.05
Tradeweb Markets	US	USD	2,780	130,711	0.04
Nationwide Bldg. Soc. 2.00% VRN 25/07/2029 EMTN	GB	EUR	125,398	129,290	0.04
3i Group	GB	GBP	11,876	126,907	0.04
Barclays	GB	GBP	104,157	123,412	0.04
Citigrooup 1.25% VRN 06/07/2026 EMTN	US	EUR	116,597	121,393	0.04
European Investment Bank 0.625% 21/10/2027	SU	USD	139,834	119,103	0.04
Intercontinental Exchange 0.70% 15/06/2023	US	USD	134,406	116,072	0.04
Zurich Insurance Group	CH	CHF	408	116,062	0.04
Credit Agricole 7.50% VRN (Perpetual)	FR	GBP	90,878	114,335	0.04
Tryg	DK	DKK	4,711	112,200	0.04
NN Group	NL	EUR	3,743	112,072	0.04
UBS Group 6.875% VRN (Perpetual)	CH	USD	115,869	110,054	0.04
Bank Central Asia	ID	IDR	63,426	107,113	0.04
AIA Group	HK	HKD	12,681	103,601	0.04
Lloyds Banking Group 7.50% VRN (perpetual)	GB	USD	113,597	103,449	0.04
Standard Chartered 1.354% FRN 14/10/2023 144A	GB	USD	119,008	102,812	0.04
Admiral Group	GB	GBP	3,343	102,207	0.03
ABN AMRO Group	NL	EUR	14,498	102,155	0.03
First Republic Bank	US	USD	945	101,904	0.03
Credit Suisse Group 6.375% VRN (Perpetual) 144A	CH	USD	109,053	100,585	0.03
Discover Financial Services	US	USD	1,820	98,982	0.03
Willis Towers Watson	GB	USD	631	97,526	0.03
Virtu Financial	US	USD	5,045	91,635	0.03
Bankia 6.00% VRN (Perpetual)	ES	EUR	90,878	88,890	0.03
Nationwide Building Society 5.875% VRN (Perpetual)	GB	GBP	77,246	88,655	0.03
ING Groep 6.75% VRN (Perpetual)	NL	USD	94,967	86,626	0.03
Affiliated Managers 3.30% 15/06/2030	US	USD	93,953	85,703	0.03
HDFC Bank	IN	INR	6,150	84,314	0.03
Tokio Marine Holdings	JP	JPY	2,150	82,518	0.03
Deutsche Boerse	DE	EUR	651	82,277	0.03
Texas Capital Bancshares	US	USD	2,167	82,034	0.03
Sampo	FI	EUR	2,519	81,631	0.03
Muenchener Rueckversicherungs-Gesellschaft	DE	EUR	404	81,174	0.03
General Electric 6.75% 15/03/2032	US	USD	72,292	79,942	0.03
Assurant	US	USD	710	75,852	0.03
Commerzbank 6.125% VRN (Perpetual)	DE	EUR	75,428	73,830	0.03
SVB Financial Group	US	USD	302	73,776	0.03
IBRD 0.125% 03/01/2051 GMTN	SU	EUR	73,179	72,016	0.02
DBS Group Holdings	SG	SGD	5,571	71,289	0.02
CNRMA Groupama 6.375% VRN (Perpetual)	FR	EUR	63,614	70,899	0.02
MDGH - GMTN 2.50% 07/11/2024 Reg S	NL	USD	78,086	70,318	0.02
UBS Group 7.00% VRN (Perpetual)	CH	USD	72,702	69,774	0.02
Barclays 7.125% VRN (Perpetual)	GB	GBP	59,666	69,744	0.02
ING Groep 5.75% VRN (Perpetual)	NL	USD	77,246	69,135	0.02
Bank of Ireland Group 7.50% VRN (Perpetual) Reg S	IE	EUR	65,423	69,103	0.02
MDGH - GMTN 2.875% 07/11/2029 Reg S	NL	USD	74,641	68,356	0.02
AerCap Global Aviation Trust 4.625% 15/10/2027	IE	USD	79,234	67,495	0.02
Westfield Stratford City Fin 1.642% 04/08/2026	GB	GBP	58,608	65,660	0.02
Citigroup 5.875% 30/01/2042	US	USD	51,674	64,733	0.02
Barclays 6.125% VRN (Perpetual)	GB	USD	73,834	64,634	0.02
Phoenix Group Holdings 5.625% 28/04/2031 EMTN	GB	GBP	50,042	63,768	0.02
Marsh & McLennan 3.50% 29/12/2020	US	USD	72,814	62,818	0.02
AIB Group 5.25% VRN (Perpetual)	IE	EUR	64,396	61,579	0.02
Wells Fargo	US	USD	3,369	60,760	0.02
Credit Suisse Group 6.25% VRN (Perpetual) 144A	CH	USD	65,659	60,203	0.02
Banco Santander 4.375% VRN (Perpetual)	ES	EUR	68,158	59,494	0.02
HSBC Holdings 2.357% VRN 18/08/2031	GB	USD	69,160	59,061	0.02
United Overseas Bank	SG	SGD	4,708	56,384	0.02
Fairfax Financial Holdings	CA	CAD	244	55,496	0.02
Prudential 6.340% VRN 19/12/2063 EMTN	GB	GBP	40,828	55,468	0.02
Prudentia 5.625% VRN 20/10/2051 Reg S	GB	GBP	43,153	55,004	0.02
Society of Lloyd's 4.75% 30/10/2024	GB	GBP	44,545	54,140	0.02
Travelers	US	USD	513	53,134	0.02
Nationwide Building Society 5.75% VRN (Perpetual)	GB	GBP	45,439	52,293	0.02
ASR Nederland 5.125% VRN 29/09/2045	NL	EUR	45,439	52,256	0.02
Rabobank 6.625% VRN (Perpetual)	NL	EUR	49,983	51,473	0.02
Banco Santander 7.50% VRN (Perpetual)	ES	USD	57,253	51,192	0.02

현재 투자종목 명세서서 2020년 10월 31일

	국가 코드	CCY	주식 또는 명목	시장 가격 EUR순	% 자산
Lloyds Bank 7.625% 22/04/2025 EMTN	GB	GBP	36,217	51,002	0.02
Barclays 4.375% 12/01/2026	GB	USD	52,196	50,811	0.02
CNRMA Groupama 6.00% 23/01/2027	FR	EUR	40,895	49,760	0.02
NN Group 4.625% VRN 13/01/2048 EMTN	NL	EUR	40,895	47,874	0.02
Banco Comercial Portugues 9.25% VRN (Perpetual)	PT	EUR	54,527	47,346	0.02
BP Capital Markets 1.749% 10/08/2030	US	USD	56,028	46,872	0.02
Oversea-Chinese Banking	SG	SGD	8,836	46,811	0.02
HSBC Holding 2.848% VRN 04/06/2031	GB	USD	52,196	46,543	0.02
HSBC Holdings 1.645% VRN 18/04/2026	GB	USD	54,023	46,510	0.02
Goldman Sachs Group 6.25% 01/02/2041	US	USD	36,015	46,393	0.02
HSBC Holding 2.099% VRN 04/06/2026	GB	USD	52,102	45,693	0.02
Banco Santander 6.25% VRN (Perpetual)	ES	EUR	45,439	44,684	0.02
Wellcome Trust 1.125% 21/01/2027	GB	EUR	40,744	43,902	0.01
BP Capital Markets 2.772% 10/11/2050	US	USD	56,028	43,290	0.01
China Life Insurance (H)	CN	HKD	22,635	42,493	0.01
HSBC Holdings 7.00% 07/04/2038 EMTN	GB	GBP	25,352	41,229	0.01
ABN AMRO Bank 4.375% VRN (Perpetual)	NL	EUR	41,349	41,226	0.01
Toyota Motor Credit 2.15% 13/02/2030 MTN	US	USD	45,271	40,852	0.01
Bank Rakyat Indonesia Persero	ID	IDR	202,148	39,238	0.01
Northern Trust	US	USD	585	38,667	0.01
Gesellschaft 1.250% VRN 26/05/2041 Reg S	DE	EUR	38,994	38,389	0.01
CommBank Aus. 1.936% VRN 03/10/2029 EMTN	AU	EUR	36,217	37,565	0.01
FCA Bank Ireland 0.50% 13/09/2024 EMTN	IT	EUR	36,217	36,381	0.01
KBC Group 0.50% VRN 03/12/2029 EMTN	BE	EUR	36,217	35,465	0.01
Fortune Star 6.85% 02/07/2024	VG	USD	38,957	35,045	0.01
VZ Holding	CH	CHF	485	34,910	0.01
Banco Santander 5.25% VRN (Perpetual)	ES	EUR	36,351	34,715	0.01
Danske Bank 5.875% VRN (Perpetual) EMTN	DK	EUR	33,625	34,424	0.01
China Construction Bank (H)	CN	HKD	56,043	33,170	0.01
Barclays 7.25% VRN (Perpetual)	GB	GBP	27,945	32,040	0.01
Palomar Holdings	US	USD	415	31,725	0.01
Shinhan Financial Group 5.875% VRN (Perpetual)	KR	USD	34,180	31,720	0.01
Roadster Finance DAC 1.625% 09/12/2024 EMTN	IE	EUR	31,690	31,563	0.01
ICBCIL Finance 1.75% 25/08/2025 EMTN	HK	USD	36,217	30,936	0.01
ORIX	JP	JPY	3,060	30,741	0.01
Swedbank	SE	SEK	2,278	30,684	0.01
Natwest Group 7.648% VRN (Perpetual)	GB	USD	22,719	29,977	0.01
Public Bank	MY	MYR	9,465	29,485	0.01
E.Sun Financial Holding	TW	TWD	40,095	29,303	0.01
ING Groep	NL	EUR	4,986	29,212	0.01
Ageas	BE	EUR	832	28,758	0.01
Aflac	US	USD	994	28,715	0.01
Credit Agricole 8.125% VRN (Perpetual) Reg S	FR	USD	28,399	28,683	0.01
Bankia 6.375% VRN (Perpetual)	ES	EUR	28,172	28,260	0.01
Housing Development Finance	IN	INR	1,226	27,344	0.01
Goldman Sachs Group 3.80% 15/03/2030	US	USD	27,163	26,991	0.01
Shriram Transport Finance 5.95% 24/10/2022 Reg S	IN	USD	31,795	26,625	0.01
Mitsubishi UFJ Financial Group 3.677% 22/02/2027	JP	USD	27,163	26,312	0.01
Arch Capital Group	BM	USD	1,003	26,167	0.01
Goosehead Insurance	US	USD	244	25,018	0.01
Industrial & Commercial Bank of China (H)	CN	HKD	50,830	24,786	0.01
Bank of East Asia 5.625% VRN (Perpetual)	HK	USD	28,419	24,667	0.01
Hamilton Lane	US	USD	415	24,627	0.01
Barclays 5.875% VRN (Perpetual)	GB	GBP	22,719	24,520	0.01
ANZ 1.125% VRN 21/11/2029 EMTN	AU	EUR	24,356	24,506	0.01
Ping An Insurance Group (H)	CN	HKD	2,760	24,452	0.01
ASR Nederland 3.375% VRN 02/05/2049	NL	EUR	22,719	24,346	0.01
UBS Group 3.126% VRN 13/08/2030 144A	CH	USD	25,805	24,344	0.01
Zurich Finance UK 6.625% VRN (Perpetual) EMTN	GB	GBP	19,539	23,933	0.01
Morgan Stanley 1.342% VRN 23/10/2026 EMTN	US	EUR	22,636	23,822	0.01
Intermediate Capital Group	GB	GBP	1,826	23,771	0.01
Bank Mandiri Persero	ID	IDR	70,840	23,681	0.01
Banorte 7.625% VRN (Perpetual) Reg S	MX	USD	27,263	23,401	0.01
Van Lanschot Kempen	NL	EUR	1,352	23,259	0.01
TMB Bank 4.90% VRN (Perpetual) EMTN	TH	USD	27,843	22,644	0.01
ICICI Lombard General Insurance	IN	INR	1,517	21,689	0.01
Ally Financial 8.00% 01/11/2031 (A)	US	USD	18,108	21,492	0.01
General Electric 4.875% 18/09/2037 EMTN	US	GBP	18,108	21,388	0.01
Sberbank of Russia Perpetual (Pref'd)	RU	USD	10,207	21,323	0.01
Euronext	NL	EUR	237	21,180	0.01
AIA Group 3.20% 16/09/2040 Reg S	HK	USD	23,131	20,455	0.01
Natwest Group 0.75% VRN 15/11/2025	GB	EUR	20,372	20,420	0.01
AIB Group 6.25% VRN (Perpetual)	IE	EUR	20,111	20,287	0.01
Bank of East Asia 5.825% VRN (Perpetual) EMTN	HK	USD	22,265	19,625	0.01
Banco Santander 2.125% 08/02/2028 EMTN	ES	EUR	18,108	19,098	0.01
Banca Generali	IT	EUR	765	18,678	0.01
Bangkok Bank 5.00% VRN (Perpetual) Reg S	TH	USD	21,276	18,326	0.01
IG Group Holdings	GB	GBP	2,135	18,063	0.01
Chailease Holding	TW	TWD	4,310	18,018	0.01
AerCap Global Aviation Trust 3.875% 23/01/2028	IE	USD	22,183	18,000	0.01
Kyobo Life Insurance 3.95% VRN (Perpetual) Reg S	KR	USD	20,372	17,899	0.01
ASR Nederland	NL	EUR	678	17,697	0.01
Raiffeisen Bank Intl. 6.125% VRN (Perpetual)	AT	EUR	18,176	17,587	0.01
Kasikornbank PCL 3.343% VRN 02/10/2031 EMTN	TH	USD	20,738	17,465	0.01
KB Financial Group	KR	KRW	569	17,455	0.01
SCOR	FR	EUR	818	17,069	0.01
Yes Bank Ifsc Banking UB 3.75% 06/02/2023 EMTN	IN	USD	20,354	16,966	0.01
DH Europe Finance II 0.75% 18/09/2031	LU	EUR	16,560	16,792	0.01
Bank of East Asia 5.50% VRN (Perpetual) EMTN	HK	USD	19,202	16,478	0.01
Intesa Sanpaolo 5.875% VRN (Perpetual) EMTN	IT	EUR	16,862	16,445	0.01
Power Finance 3.25% 16/09/2024	IN	USD	18,108	15,887	0.01
Vienna Ins. Group Wiener Versicherung Gruppe	AT	EUR	906	15,787	0.01
Santander UK Group Hldgs 7.375% VRN (Perpetual)	GB	GBP	13,632	15,743	0.01
Fortune Star 6.75% 02/07/2023	VG	USD	17,570	15,617	0.01
KBC Ancora	BE	EUR	623	15,131	0.01
China Merchants Bank (H)	CN	HKD	3,359	15,026	0.01
Barclays 1.700% VRN 03/11/2026	GB	GBP	13,029	14,494	0.00
Credit Agricole	FR	EUR	2,106	14,286	0.00
Agricultural Bank of China (H)	CN	HKD	47,965	13,913	0.00
Svenska 4.75% Handelsbanken VRN (Perpetual)	SE	USD	15,449	13,716	0.00
ING Groep 3.00% 18/02/2026 EMTN	NL	GBP	10,865	13,197	0.00
Tesco Property Finance 3 5.744% 13/04/2040	GB	GBP	8,675	12,810	0.00
Phoenix Group Holdings 5.625% VRN (Perpetual)	GB	USD	14,577	12,375	0.00
Bangkok Bank	TH	THB	4,573	12,146	0.00
Vedanta Resources Fin. II 8.00% 23/04/2023 Reg S	GB	USD	21,775	11,728	0.00
Vedanta Resources Fin. II 9.25% 23/04/2026 Reg S	GB	USD	21,506	11,593	0.00
Dah Sing Banking Group	HK	HKD	15,628	11,538	0.00
Aviva 4.00% VRN 03/06/2055	GB	GBP	9,601	11,294	0.00
Fortune Star 5.25% 23/03/2022	VG	USD	12,673	10,932	0.00
UniCredit 7.50% VRN (Perpetual)	IT	EUR	9,542	10,288	0.00
Commerzbank 1.25% 23/10/2023 EMTN	DE	EUR	9,960	10,247	0.00
Draper Esprit	GB	GBP	1,487	10,017	0.00
Zenkoku Hosho	JP	JPY	294	9,967	0.00
HDFC Standard Life Insurance	IN	INR	1,430	9,761	0.00
Sparebanken Vest	NO	NOK	1,767	9,683	0.00
Bank Tabungan Pensiunan Nasional Syariah	ID	IDR	44,073	9,448	0.00
Chong HING Bank 5.70% VRN (Perpetual) EMTN	HK	USD	10,945	9,366	0.00
Fortune Star 5.95% 19/10/2025	VG	USD	10,753	9,279	0.00
ANZ 6.75% VRN (Perpetual) Reg S	AU	USD	9,524	9,279	0.00
Muangthai Capital	TH	THB	6,068	9,140	0.00
Aruhi	JP	JPY	591	9,112	0.00
Banorte 8.375% VRN (Perpetual) Reg S	MX	USD	9,088	8,290	0.00
Mongolian Mortgage 9.75% 29/01/2022 Reg S	MN	USD	9,601	8,200	0.00
Sompo Holdings	JP	JPY	253	8,091	0.00
Banorte 6.75% VRN (Perpetual) Reg S	MX	USD	9,088	7,859	0.00
Samsung Fire & Marine Insurance	KR	KRW	57	7,725	0.00
RKP Overseas Finance 2016 7.950% (Perpetual)	VG	USD	9,217	7,690	0.00
Kasikornbank (F)	TH	THB	3,462	7,239	0.00
Tuspark Forward 7.95% 15/08/2021	VG	USD	14,978	7,199	0.00
Wealth Driven 5.50% 17/08/2023	VG	USD	8,065	6,980	0.00
Axis Bank	IN	INR	1,191	6,774	0.00
Volkswagen Leasing 1.625% 15/08/2025 EMTN	DE	EUR	6,338	6,708	0.00
Shriram Transport Finance 5.70% 27/02/2022 EMTN	IN	USD	7,377	6,221	0.00
Bajaj Finance	IN	INR	160	6,119	0.00
CITIC Securities (H)	CN	HKD	3,205	5,971	0.00
Tisco Financial Group	TH	THB	2,961	5,750	0.00
LPI Capital	MY	MYR	2,127	5,613	0.00
Unigroup International Holdings 6.00% 10/12/2020	VG	USD	7,681	5,612	0.00
China Minsheng Banking (H)	CN	HKD	11,205	5,264	0.00
Xtrackers Euro Stoxx 50 UCITS ETF	LU	EUR	116	5,173	0.00
BFI Finance Indonesia	ID	IDR	224,080	4,995	0.00
Huatai Securities (H)	CN	HKD	3,575	4,971	0.00
China Cinda Asset Management (H)	CN	HKD	29,244	4,710	0.00
Sumitomo Mitsui Fin. Group 2.142% 23/09/2030	JP	USD	5,377	4,536	0.00
Tuspark Forward 6.95% 18/06/2022	VG	USD	10,465	4,020	0.00
Noah Holdings ADR	CN	USD	168	3,775	0.00
Minkabu The Infonoid	JP	JPY	175	3,619	0.00
Pearl Holding III 9.50% 11/12/2022 Reg S	KY	USD	16,898	3,553	0.00
Fortune Star 5.95% 29/01/2023	VG	USD	3,744	3,272	0.00
China Taiping Insurance Holdings	HK	HKD	1,653	2,142	0.00
HDFC Bank ADR	IN	USD	28	1,385	0.00
CIMB Group Holdings	MY	MYR	698	425	0.00
				18,387,288	6.26

부동산

Vonovia	DE	EUR	3,381	185,349	0.06
Prologis REIT	US	USD	1,695	144,306	0.05
China SCE Group Holdings 7.375% 09/04/2024	KY	USD	97,835	86,289	0.03
Crown Castle International 3.30% 01/07/2030	US	USD	77,198	72,314	0.02
American Tower 2.10% 15/06/2030	US	USD	73,075	63,111	0.02
Invitation Homes REIT	US	USD	2,678	62,421	0.02
American Tower 3.10% 15/06/2050	US	USD	73,075	61,511	0.02
American Tower 3.60% 15/01/2028	US	USD	52,196	50,094	0.02
Crown Castle International 5.20% 15/02/2049	US	USD	43,688	48,545	0.02
Yuzhou Properties 7.375% 13/01/2026	KY	USD	55,302	45,812	0.02
Yango Justice International 9.25% 15/04/2023	HK	USD	46,895	42,110	0.01
China Evergrande Group 8.75% 28/06/2025	KY	USD	63,812	40,534	0.01
Yuzhou Properties 8.30% 27/05/2025	KY	USD	44,549	38,899	0.01
ADO Properties (A)	DE	EUR	1,680	36,258	0.01
Shurgard Self Storage	LU	EUR	949	34,733	0.01

현재 투자종목 명세서서 2020년 10월 31일

	국가 코드	CCY	주식 또는 명목	시장 가격 EUR순	% 자산
Sunac China Holdings 6.50% 10/01/2025	KY	USD	41,572	34,345	0.01
Digital Dutch Finco 1.50% 15/03/2030	NL	EUR	30,013	31,755	0.01
Ronshine China Holdings 11.25% 22/08/2021	KY	USD	34,714	30,913	0.01
Yango Justice International 10.25% 18/03/2022	HK	USD	33,028	29,801	0.01
Redsun Properties Group 9.95% 11/04/2022	KY	USD	33,508	29,657	0.01
New Metro Global 6.80% 05/08/2023	VG	USD	33,158	29,516	0.01
Easy Tactic 9.125% 28/07/2022	VG	USD	36,100	29,358	0.01
Crown Castle International 4.15% 01/07/2050	US	USD	29,574	29,159	0.01
China SCE Group Holdings 7.25% 19/04/2023	KY	USD	33,028	29,108	0.01
Sunac China Holdings 7.50% 01/02/2024	KY	USD	33,028	28,422	0.01
Redsun Properties Group 9.70% 16/04/2023	KY	USD	31,299	27,638	0.01
Kaisa Group Holdings 11.50% 30/01/2023	KY	USD	31,084	27,012	0.01
Theta Capital 8.125% 22/01/2025	SG	USD	33,988	26,401	0.01
Yango Justice International 8.25% 25/11/2023	HK	USD	29,667	26,003	0.01
Sunac China Holdings 6.50% 09/07/2023	KY	USD	30,723	25,909	0.01
Sunac China Holdings 7.00% 09/07/2025	KY	USD	30,723	25,592	0.01
Land Securities Capital Mks 1.974% 08/02/2024 EMTN	GB	GBP	22,282	25,457	0.01
Fantasia Holdings Group 15.00% 18/12/2021	KY	USD	27,555	25,425	0.01
Scenery Journey 11.50% 24/10/2022	VG	USD	34,641	25,272	0.01
KWG Group Holdings 7.40% 05/03/2024 EMTN	KY	USD	27,555	24,777	0.01
Fantasia Holdings Group 11.875% 01/06/2023	KY	USD	26,883	23,938	0.01
Seazen Group 6.45% 11/06/2022	KY	USD	26,883	23,520	0.01
Kaisa Group Holdings 8.50% 30/06/2022	KY	USD	27,651	23,200	0.01
China Aoyuan Group 8.50% 23/01/2022	KY	USD	25,827	22,778	0.01
Relo Group	JP	JPY	1,085	22,355	0.01
Sino-Ocean Land Treasure III 4.90% VRN (Perpetual)	VG	USD	29,955	21,596	0.01
Kaisa Group Holdings 10.875% 23/07/2023	KY	USD	24,963	21,319	0.01
Agile Group Holdings 7.875% VRN (Perpetual)	KY	USD	24,003	21,092	0.01
Zhenro Properties Group 7.875% 14/04/2024	KY	USD	24,099	20,634	0.01
China Overseas Land & Investment	HK	HKD	9,553	20,590	0.01
Healthcare Realty Trust REIT	US	USD	858	20,411	0.01
MPT Operating Partnership 4.625% 01/08/2029	US	USD	22,636	20,375	0.01
Ascendas Real Estate Investment Trust REIT	SG	SGD	11,186	20,267	0.01
Grand City Properties 1.375% 03/08/2026 EMTN	LU	EUR	19,014	20,023	0.01
China South City Holdings 11.50% 12/02/2022	HK	USD	23,407	19,902	0.01
China Evergrande Group 11.50% 22/01/2023	KY	USD	27,651	19,876	0.01
RKPF Overseas 2019 A 6.70% 30/09/2024	VG	USD	22,178	19,709	0.01
Redsun Properties Group 10.50% 03/10/2022	KY	USD	21,583	19,288	0.01
KWG Group Holdings 7.875% 09/08/2021	KY	USD	21,506	18,912	0.01
Grand City Properties 3.75% VRN (Perpetual)	LU	EUR	18,176	18,768	0.01
Digital Euro Finco 1.125% 09/04/2028	US	EUR	18,108	18,724	0.01
Globalworth 2.95% 29/07/2026 EMTN	GB	EUR	18,561	18,482	0.01
CIFI Holdings Group 6.00% 16/07/2025	KY	USD	20,738	18,379	0.01
Seazen Group 6.00% 12/08/2024	KY	USD	21,122	18,358	0.01
Open House	JP	JPY	623	18,228	0.01
Urban & Civic	GB	GBP	7,965	18,156	0.01
China Evergrande Group 8.25% 23/03/2022	KY	USD	24,963	18,051	0.01
City Developments	SG	SGD	4,477	17,856	0.01
KWG Group Holdings 7.40% 13/01/2027	KY	USD	20,642	17,786	0.01
Ronshine China Holdings 6.75% 05/08/2024	KY	USD	20,738	17,620	0.01
China Aoyuan Group 6.35% 08/02/2024	KY	USD	19,970	17,442	0.01
Zhenro Properties Group 8.70% 03/08/2022	KY	USD	19,778	17,400	0.01
Yango Justice International 9.50% 03/04/2021	HK	USD	19,202	16,760	0.01
Kaisa Group Holdings 11.75% 26/02/2021	KY	USD	19,106	16,645	0.01
Yango Justice International 10.00% 12/02/2023	HK	USD	18,146	16,470	0.01
China Resources Land	HK	HKD	4,643	16,295	0.01
Kaisa Group Holdings 10.50% 15/01/2025	KY	USD	19,778	15,873	0.01
Times China Holdings 7.625% 21/02/2022	KY	USD	17,762	15,569	0.01
China Evergrande Group 12.00% 22/01/2024	KY	USD	21,410	15,527	0.01
China Evergrande Group 6.25% 28/06/2021	KY	USD	19,202	15,386	0.01
Prologis 3.00% 02/06/2026	US	EUR	13,129	15,298	0.01
China Evergrande Group 9.50% 11/04/2022	KY	USD	19,202	14,092	0.00
Jababeka International 6.50% 05/10/2023 Reg S	NL	USD	19,202	13,969	0.00
KWG Group Holding 5.20% 21/09/2022	KY	USD	15,938	13,714	0.00
Yuzhou Properties 5.375% VRN (Perpetual)	KY	USD	16,226	13,404	0.00
CPI Property Group 2.75% 22/01/2028 EMTN	LU	GBP	11,816	12,969	0.00
China Aoyuan Group 7.95% 19/02/2023	KY	USD	13,960	12,625	0.00
RKI Overseas Finance 2017 A 7.00% (Perpetual)	VG	USD	16,322	12,515	0.00
APL Realty Holdings Pte 5.95% 02/06/2024	SG	USD	20,496	12,201	0.00
Wanda Properties Overseas 6.875% 23/07/2023	VG	USD	14,398	12,111	0.00
Kaisa Group Holdings 9.375% 30/06/2024	KY	USD	15,285	11,921	0.00
Yango Justice International 6.80% 11/03/2021 EMTN	HK	USD	13,825	11,897	0.00
China South City Holdingss 10.875% 26/06/2022	HK	USD	14,114	11,856	0.00
Kaisa Group Holdings 11.25% 09/04/2022	KY	USD	12,865	11,291	0.00
Pakuwon Prima 5.00% 14/02/2024	SG	USD	12,865	11,237	0.00
Jinke Properties Group 8.375% 20/06/2021	CN	USD	12,097	10,578	0.00
Urban Logistics REIT	GB	GBP	6,923	10,545	0.00
CIFI Holdings Group 5.50% 23/01/2022	KY	USD	11,521	10,037	0.00
Land & Houses	TH	THB	54,350	9,555	0.00
Theta Capital 6.75% 31/10/2026	SG	USD	13,153	9,343	0.00
Redco Properties Group 8.50% 19/08/2021	KY	USD	10,753	9,207	0.00
Shimao Group Holdings 4.60% 13/07/2030	KY	USD	9,985	9,195	0.00
RKPF Overseas 2019 6.00% 04/09/2025	VG	USD	10,642	9,148	0.00
Country Garden Holdings 4.80% 06/08/2030	KY	USD	9,985	9,108	0.00
Pakuwon Jati	ID	IDR	376,517	9,031	0.00
Times China Holdings 6.75% 08/07/2025	KY	USD	10,369	9,013	0.00
Greentown China Holdings 5.65% 13/07/2025	KY	USD	9,985	8,911	0.00
Greentown China Holdings 4.70% 29/04/2025	KY	USD	10,369	8,909	0.00
Keppel Pacific Oak US REIT	SG	USD	14,574	8,769	0.00
Cromwell European REIT	SG	EUR	18,919	8,619	0.00
Robinsons Land	PH	PHP	32,074	8,532	0.00
Wanda Properties International 7.25% 29/01/2024	VG	USD	9,985	8,433	0.00
Sunac China Holdings 7.875% 15/02/2022	KY	USD	9,601	8,385	0.00
KWG Group Holdings 7.875% 01/09/2023	KY	USD	9,217	8,317	0.00
Properties 9.875% 02/05/2021	KY	USD	9,313	8,054	0.00
Kaisa Group Holdings 6.75% 18/02/2021	KY	USD	9,340	8,027	0.00
Kaisa Group Holdings 9.75% 28/09/2023 Reg S	KY	USD	9,217	7,634	0.00
Easy Tactic 8.125% 27/02/2023	VG	USD	9,985	7,542	0.00
Zhenro 9.15% 06/05/2023 Reg S	KY	USD	7,873	7,011	0.00
Agile Group Holdings 8.375% VRN (Perpetual)	KY	USD	7,681	6,848	0.00
Longfor Group Holdings 3.375% 13/04/2027	KY	USD	7,470	6,608	0.00
Country Garden Holdings 5.40% 27/05/2025	KY	USD	7,009	6,482	0.00
Ronshine China Holdings 8.95% 22/01/2023	KY	USD	7,297	6,466	0.00
Supalai	TH	THB	14,894	6,429	0.00
Ascendas India Trust	SG	SGD	7,347	6,010	0.00
Yida China Holdings 14.00% 27/03/2022	KY	USD	9,436	5,852	0.00
Zhenro Properties Group 8.65% 21/01/2023	KY	USD	6,625	5,828	0.00
AREIT REIT	PH	PHP	12,836	5,816	0.00
China Evergrande Group 4.25% 14/02/2023	KY	HKD	53,766	5,549	0.00
China Aoyuan Group 7.50% 10/05/2021	KY	USD	5,761	5,006	0.00
CIFI Holdings Group 5.375% VRN (Perpetual)	KY	USD	5,761	4,927	0.00
Zhenro Properties Group 5.60% 28/02/2021	KY	USD	5,569	4,768	0.00
Jingrui Holdings 9.45% 23/04/2021	KY	USD	5,569	4,696	0.00
Lodha Developers International 14.00% 12/03/2023	MU	USD	5,761	4,598	0.00
Kaisa Group Holdings 11.95% 22/10/2022 Reg S	KY	USD	4,608	4,055	0.00
Central Pattana	TH	THB	3,394	3,584	0.00
Times China Holdings 10.95% 27/11/2020	KY	USD	3,840	3,321	0.00
CIFI Holdings Group 5.375% VRN (Perpetual)	KY	USD	3,072	2,644	0.00
Propnex	SG	SGD	6,563	2,599	0.00
Zhenro Properties Group 9.80% 20/08/2021	KY	USD	2,688	2,365	0.00
Redco Properties Group 11.50% 08/12/2020	KY	USD	2,688	2,317	0.00
Champion Sincerity Holdings 8.125% VRN (Perpetual)	VG	USD	2,400	2,158	0.00
Daibiru	JP	JPY	185	1,796	0.00
China Merchants Commercial REIT	HK	HKD	5,251	1,399	0.00
Heiwa Real Estate	JP	JPY	42	1,063	0.00
Cosmos Initia	JP	JPY	69	238	0.00
				2,853,791	0.97

정부

US Treasury 0.625% 15/05/2030	US	USD	4,156,677	3,498,684	1.19
Germany 0.00% 15/02/2030	DE	EUR	3,025,548	3,216,569	1.10
Germany 0.00% 12/03/2021	DE	EUR	1,973,653	1,978,810	0.67
US Treasury 2.875% 31/10/2023	US	USD	1,594,648	1,478,344	0.50
US Treasury 2.375% 15/11/2049	US	USD	1,299,249	1,314,135	0.45
US Treasury 2.00% 15/02/2050	US	USD	1,349,923	1,262,059	0.43
Germany 0.00% 11/06/2021	DE	EUR	1,076,277	1,081,223	0.37
US Treasury 0.625% 15/08/2030	US	USD	1,246,051	1,046,213	0.36
US Treasury 0.250% 15/04/2023	US	USD	910,618	783,139	0.27
US Treasury 0.50% 31/03/2025	US	USD	844,224	730,144	0.25
Australia 1.75% 21/06/2051	AU	AUD	1,126,692	672,935	0.23
US Treasury Infl. Indexed Bonds 0.125% 15/07/2030	US	USD	666,538	636,624	0.22
US Treasury 0.25% 15/06/2023	US	USD	724,799	623,285	0.21
US Treasury Infl. Indexed Bonds 0.375% 15/07/2027	US	USD	532,580	535,170	0.18
US Treasury 3.00% 31/10/2025	US	USD	528,958	512,725	0.17
UK Treasury Inflation Linked 0.125% 10/08/2028	GB	GBP	314,872	468,943	0.16
Germany 0.25% 15/02/2029	DE	EUR	363,178	393,299	0.13
US Treasury 1.125% 28/02/2025	US	USD	389,907	346,344	0.12
US Treasury 1.25% 15/05/2050	US	USD	418,876	326,896	0.11
US Treasury 0.125% 15/09/2023	US	USD	381,138	326,542	0.11
US Treasury Infl. Indexed Bonds 0.625% 15/01/2026	US	USD	312,840	321,315	0.11
Germany 0.00% 15/08/2030	DE	EUR	298,966	317,935	0.11
US Treasury 0.25% 31/08/2025	US	USD	364,122	310,804	0.11
Germany Inflation Linked Bond 0.10% 15/04/2026	DE	EUR	252,061	285,980	0.10
US Treasury 0.125% 30/06/2022	US	USD	331,447	284,403	0.10
US Treasury 0.125% 15/05/2023	US	USD	322,260	276,282	0.09
Netherland 0.00% 15/07/2030	NL	EUR	262,253	275,658	0.09
US Treasury Infl. Indexed Bonds 0.50% 15/04/2024	US	USD	280,722	262,067	0.09
US Treasury 0.25% 31/05/2025	US	USD	278,102	237,725	0.08
US Treasury 1.50% 31/08/2021	US	USD	232,483	201,809	0.07
US Treasury 0.25% 30/06/2025	US	USD	236,032	201,652	0.07
US Treasury 0.50% 31/05/2027	US	USD	228,307	194,892	0.07
US Treasury 1.375% 15/08/2050	US	USD	189,995	153,077	0.05
Germany Inflation Linked Bond 0.50% 15/04/2030	DE	EUR	120,339	150,726	0.05
US Treasury 0.375% 30/09/2027	US	USD	151,056	127,509	0.04
France 0.10% 01/03/2028	FR	EUR	101,637	114,225	0.04
US Treasury Infl. Indexed Bonds 0.125% 15/04/2022	US	USD	121,965	113,271	0.04
US Treasury 0.375% 31/03/2022	US	USD	116,920	100,693	0.03
US Treasury Infl. Indexed Bonds 0.625% 15/04/2023	US	USD	98,385	91,880	0.03
US Treasury 1.125% 15/08/2040	US	USD	104,393	85,256	0.03

현재 투자종목 명세서서 2020년 10월 31일

	국가 코드	CCY	주식 또는 명목	시장 가격 EUR순	% 자산
US Treasury 0.125% 30/09/2022	US	USD	98,338	84,374	0.03
US Treasury 0.50% 30/06/2027	US	USD	91,135	77,741	0.03
France 0.10% 01/03/2029	FR	EUR	60,982	68,145	0.02
Denmark Inflation Linked Bond 0.10% 15/11/2023	DK	DKK	406,549	61,875	0.02
US Treasury 0.125% 15/10/2023	US	USD	61,696	52,850	0.02
Italy 0.65% 15/05/2026	IT	EUR	48,786	50,503	0.02
France 0.10% 25/07/2036	FR	EUR	40,655	50,188	0.02
Australia 1.25% 21/05/2032	AU	AUD	63,680	39,787	0.01
Sweden Inflation Linked Bond 0.125% 01/12/2027	SE	SEK	345,567	39,568	0.01
Australia 2.75% 21/11/2029	AU	AUD	54,911	38,967	0.01
US Treasury 1.125% 15/05/2040	US	USD	45,271	37,097	0.01
Indonesia 4.875% 05/05/2021 Reg S	ID	USD	36,015	31,603	0.01
France 0.10% 01/03/2025	FR	EUR	27,442	29,844	0.01
US Treasury 0.50% 31/08/2027	US	USD	33,614	28,636	0.01
US Treasury 0.25% 30/09/2025	US	USD	25,315	21,599	0.01
Australia 0.75% 21/11/2027	AU	AUD	23,173	16,220	0.01
Canada Real Return Bond 4.00% 01/12/2031	CA	CAD	8,131	11,936	0.00
Sri Lanka 7.55% 28/03/2030 Reg S	LK	USD	23,811	11,222	0.00
Sri Lanka 7.85% 14/03/2029 Reg S	LK	USD	23,542	11,113	0.00
UK Treasury Inflation Linked 0.125% 22/03/2026	GB	GBP	6,302	9,417	0.00
Sri Lanka 6.20% 11/05/2027 Reg S	LK	USD	19,970	9,255	0.00
Sri Lanka 6.85% 14/03/2024 Reg S	LK	USD	8,065	3,946	0.00
Sri Lanka 6.35% 28/06/2024 Reg S	LK	USD	2,880	1,415	0.00
UK Treasury 5.00% 07/03/2025	GB	GBP	1,016	1,379	0.00
				26,127,922	**8.90**

폐쇄형 펀드

Oakley Capital Investments Fund	BM	GBP	11,437	32,364	0.01
Gemfields Group	GB	ZAR	76,215	5,036	0.00
				37,400	**0.01**

개방형 펀드

PIMCO GIS Global Bond Fund	IE	EUR	771,314	22,591,783	7.70
BlackRock Global Funds - Euro Bond Fund	LU	EUR	1,131,093	17,859,953	6.08
Vontobel Fund - Twentyfour Monument Ass. Bac. Sec	LU	EUR	46,861	4,762,950	1.62
BlackRock Global Index Funds - iShares EM	LU	EUR	39,802	4,734,798	1.61
Goldman Sachs - SICAV I - GS Emerging Markets	LU	USD	245,438	4,236,523	1.44
Fidelity ILF - The Euro Fund - A-ACC-EUR	IE	EUR	109	1,495,259	0.51
Alma Capital Invest. Funds - AH&W US Large Cap	LU	USD	12,153	1,240,476	0.42
Fidelity ILF - The US Dollar Fund - A-ACC-USD	IE	USD	58	897,634	0.31
State Street Europe Value Spotlight Fund	LU	EUR	104,573	818,809	0.28
				58,638,185	**19.98**

주식 연계 채권

HSBC (Kweichow Moutai (A)) ELN 12/04/2024	CN	USD	56	11,966	0.00
HSBC (Hangzhou Hikvision Digital (A)) ELN 08/2021	CN	USD	1,753	10,111	0.00
HSBC (Weichai Power (A)) ELN 07/05/2021	CN	USD	2,379	4,618	0.00
HSBC (China Nat'l. Accord Med (A)) ELN 15/10/2021	CN	USD	392	2,502	0.00
HSBC (China (S) Publish & Med (A)) ELN 23/11/2022	CN	USD	1,093	1,471	0.00
HSBC (Wuhu Sanqi IA Ent (A)) ELN 16/09/2021	CN	USD	112	427	0.00
UBS (Focus Media Info. Tech (A)) ELN 10/03/2021	CN	USD	19	22	0.00
				31,117	**0.01**

커뮤니케이션 서비스

T-Mobile US	US	USD	4,829	450,269	0.15
Elisa	FI	EUR	2,059	86,975	0.03
Netflix	US	USD	204	83,285	0.03
Netflix 3.625% 15/06/2030 Reg S	US	EUR	72,292	79,054	0.03
Infrastrutture Wireless Italiane	IT	EUR	8,157	75,694	0.03
Vodafone Group 6.25% VRN 03/10/2078	GB	USD	77,572	71,992	0.02
Verizon Communications 1.85% 18/05/2040	US	EUR	61,814	69,239	0.02
Liberty Global	GB	USD	4,194	66,393	0.02
Verizon Communications	US	USD	1,318	64,386	0.02
Verizon Communications 4.812% 15/03/2039	US	USD	45,271	50,536	0.02
China Mobile	HK	HKD	8,444	44,331	0.02
CK Hutchison Group Telecom 1.50% 17/10/2031	LU	EUR	35,212	37,416	0.01
Swisscom	CH	CHF	82	35,766	0.01
Cellnex Telecom 1.875% 26/06/2029	ES	EUR	31,690	32,353	0.01
Deutsche Telekom	DE	EUR	2,178	28,465	0.01
Tele2	SE	SEK	2,711	27,625	0.01
Telekomunikasi Indonesia Persero	ID	IDR	174,977	26,578	0.01
AT&T 3.65% 01/06/2051	US	USD	30,274	25,452	0.01
Walt Disney 2.20% 13/01/2028	US	USD	24,845	22,325	0.01
Cellnex Telecom 0.50% 05/07/2028	ES	EUR	15,904	22,039	0.01
Sea ADR	SG	USD	159	21,578	0.01
Netflix 4.625% 15/05/2029	US	EUR	18,269	21,282	0.01
AT&T 4.35% 01/03/2029	US	USD	20,879	20,874	0.01
Singapore Telecommunications	SG	SGD	16,078	20,527	0.01
Advanced Info Service	TH	THB	4,275	20,296	0.01
UPCB Finance IV 4.00% 15/01/2027 Reg S	KY	EUR	18,791	19,020	0.01
SoftBank Group 5.125% 19/09/2027	JP	USD	19,248	16,730	0.01
Bharti Airtel	IN	INR	2,944	14,770	0.01
LG Uplus	KR	KRW	1,702	14,298	0.00
NOS SGPS	PT	EUR	4,594	13,544	0.00
SoftBank Group 6.00% VRN (Perpetual)	JP	USD	16,514	13,161	0.00
AT&T 4.50% 15/05/2035	US	USD	9,960	9,996	0.00
Sarana Menara Nusantara	ID	IDR	162,240	9,327	0.00
Pebble Group	GB	GBP	11,641	9,190	0.00
Bharti Airtel 1.50% 17/02/2025 Reg S	IN	USD	9,601	9,118	0.00
HKBN	HK	HKD	4,689	6,963	0.00
Globe Telecom	PH	PHP	192	6,919	0.00
TIME dotCom	MY	MYR	2,513	6,683	0.00
XL Axiata	ID	IDR	54,553	6,399	0.00
Axiata SPV5 3.064% 19/08/2050 EMTN	MY	USD	7,520	6,199	0.00
Dr Peng Holding HongKong 7.55% 01/12/2021	HK	USD	9,663	5,744	0.00
SoftBank Group	JP	JPY	67	3,727	0.00
Daiichikosho	JP	JPY	120	3,537	0.00
China Unicom	HK	HKD	6,338	3,347	0.00
SoftBank Group 6.125% 20/04/2025	JP	USD	3,272	3,005	0.00
SoftBank Group 6.25% 15/04/2028	JP	USD	2,773	2,586	0.00
Nippon Telegraph & Telephone	JP	JPY	99	1,796	0.00
				1,690,789	**0.58**

증권 자격 취득 또는 기타 통제 된 시장 에서 죽음을 맞게

에너지

Kommunalbanken 0.875% 12/03/2025 144A	NO	USD	156,589	136,374	0.05
Diamondback Energy 3.50% 01/12/2029	US	USD	117,517	100,481	0.03
Aker BP 4.00% 15/01/2031 144A	NO	USD	103,975	87,512	0.03
Eni 4.75% 12/09/2028	IT	USD	44,952	45,042	0.02
Diamondback Energy 5.375% 31/05/2025	US	USD	43,375	38,518	0.01
Cheniere Energy	US	USD	894	36,396	0.01
Aker BP 2.875% 15/01/2026 144A	NO	USD	39,335	33,465	0.01
Tengizchevroil Finance 2.625% 15/08/2025 Reg S	BM	USD	38,480	33,198	0.01
Diamondback Energy 3.25% 01/12/2026	US	USD	30,535	26,928	0.01
Diamondback Energy 2.875% 01/12/2024	US	USD	24,532	21,335	0.01
Energy Transfer Operating 5.80% 15/06/2038	US	USD	18,108	15,885	0.01
Eni 4.00% 12/09/2023 Reg S	IT	USD	14,208	13,200	0.00
Aker BP 5.875% 31/03/2025 144A	NO	USD	4,563	4,047	0.00
				592,381	**0.20**

유틸리티

Endesa	ES	EUR	6,077	139,841	0.05
Iberdrola	ES	EUR	9,482	96,002	0.03
Greenko Dutch 5.25% 24/07/2024 Reg S	NL	USD	48,543	42,881	0.01
APT Pipelines 4.25% 15/07/2027 Reg S	AU	USD	40,744	39,270	0.01
Enagas	ES	EUR	1,199	22,223	0.01
Exelon Generation 5.60% 15/06/2042	US	USD	20,372	19,819	0.01
Exelon 4.70% 15/04/2050	US	USD	18,108	19,647	0.01
Red Electrica	ES	EUR	962	14,550	0.00
AES Gener 7.125% VRN 26/03/2079 Reg S	CL	USD	8,747	7,794	0.00
				402,027	**0.14**

소재

Glencore Funding 2.50% 01/09/2030 144A	US	USD	140,304	117,059	0.04
Vidrala	ES	EUR	305	25,030	0.01
Grupo Mexico	MX	MXN	8,513	20,742	0.01
Votorantim 7.25% 05/04/2041 Reg S	LU	USD	10,186	11,191	0.00
PhosAgro GDR	RU	USD	731	7,224	0.00
Novolipetsk Steel GDR	RU	USD	317	6,332	0.00
Vidrala (BR) RTS 05/11/2020	ES	EUR	313	1,281	0.00
				188,859	**0.06**

산업재

Ferrovial	ES	EUR	8,911	165,521	0.06
Delta Air Lines 7.00% 01/05/2025 144A	US	USD	36,217	33,941	0.01
Ryanair Holdings	IE	EUR	2,807	33,191	0.01
Delta Air lines 4.50% 20/10/2025 144A	SU	USD	26,516	23,062	0.01
Irish Continental Group	IE	EUR	7,283	22,869	0.01
Localiza Rent a Car	BR	BRL	2,092	19,194	0.01
Applus Services	ES	EUR	2,810	18,897	0.01
Avolon Holdings Funding 2.875% 15/02/2025 144A	KY	USD	18,108	14,678	0.01
Vietnam Engine & Argicultural Machinery	VN	VND	4,391	6,861	0.00
Viettel Post Joint Stock	VN	VND	1,712	6,847	0.00
Delta Air lines 4.75% 20/10/2028 144A	SU	USD	6,459	5,660	0.00
Ashtead Capital 4.00% 01/05/2028 144A	US	USD	5,206	4,670	0.00
Hokkaido Chuo Bus	JP	JPY	2	60	0.00
				355,451	**0.12**

정보 기술

Adevinta 2.625% 15/11/2025 Reg S	NO	EUR	104,539	104,513	0.04
Microsoft 2.40% 08/08/2026	US	USD	73,075	68,145	0.02
Apple 2.75% 13/01/2025	US	USD	64,410	59,838	0.02
Adevinta 3.00% 15/11/2027 Reg S	NO	EUR	51,271	51,801	0.02
Cree 1.75% 01/05/2026	US	USD	36,537	47,284	0.02
Dell International 8.10% 15/07/2036 144A	US	USD	34,406	39,973	0.01
Alphabet 2.05% 15/08/2050	US	USD	45,271	35,356	0.01

현재 투자종목 명세서서 2020년 10월 31일

	국가 코드	CCY	주식 또는 명목	시장 가격 EUR순	% 자산
Envestnet 0.75% 15/08/2025	US	USD	38,886	33,538	0.01
Microsoft 2.525% 01/06/2050	US	USD	37,122	32,480	0.01
Microsoft 2.675% 01/06/2060	US	USD	27,570	24,246	0.01
Hewlett Packard Enterprise 4.65% 01/10/2024	US	USD	20,607	19,983	0.01
Amadeus IT Group	ES	EUR	331	13,579	0.00
Fiserv 1.625% 01/07/2030	US	EUR	11,771	12,796	0.00
Apple 3.85% 04/08/2046	US	USD	9,960	10,508	0.00
Science Applications Intl. 4.875% 01/04/2028 144A	US	USD	10,439	9,402	0.00
				563,442	0.19
소비재					
Industria de Diseno Textil	ES	EUR	7,850	166,332	0.06
Charter Communications 6.834% 23/10/2055	US	USD	124,603	151,489	0.05
Charter Communications 6.484% 23/10/2045	US	USD	101,000	117,430	0.04
Lennar 5.00% 15/06/2027	US	USD	89,360	87,822	0.03
Intercontinental Hotel Grp. 1.625% 08/10/2024 EMTN	GB	EUR	86,093	85,960	0.03
Lennar 5.375% 01/10/2022	US	USD	88,473	81,142	0.03
Charter Communications 5.75% 01/04/2048	US	USD	71,871	77,384	0.03
Expedia Group 4.625% 01/08/2027 144A	US	USD	74,505	67,152	0.02
Expedia Group 3.60% 15/12/2023 144A	US	USD	74,505	65,806	0.02
Marriott International 3.125% 15/06/2026	US	USD	52,196	44,983	0.02
Volkswagen Group 4.625% 13/11/2025 Reg S	US	USD	40,713	40,452	0.01
Hilton Domestic Operating 4.875% 15/01/2030	US	USD	45,411	40,171	0.01
Wynn Macau 5.125% 15/12/2029 Reg S	KY	USD	49,829	39,661	0.01
Marriott International 4.625% 15/06/2030	US	USD	36,809	33,765	0.01
Melco Resorts Finance 5.625% 17/07/2027 Reg S	KY	USD	36,849	32,178	0.01
Booking Holdings 4.625% 13/04/2030	US	USD	27,163	27,662	0.01
Lennar 5.25% 01/06/2026	US	USD	19,313	18,877	0.01
Glenveagh Properties	IE	EUR	20,838	15,316	0.01
Dalata Hotel Group	IE	EUR	5,814	14,069	0.00
Applegreen	IE	EUR	4,496	12,767	0.00
Sands China 3.80% 08/01/2026 Reg S	KY	USD	8,602	7,581	0.00
				1,227,999	0.42
소비재					
Lamb Weston Holdings 4.625% 01/11/2024 144A	US	USD	68,377	60,745	0.02
Keurig Dr Pepper 5.085% 25/05/2048	US	USD	52,196	60,054	0.02
Barry Callebaut Services 5.50% 15/06/2023 144A	BE	USD	52,196	48,274	0.02
Keurig Dr Pepper 4.985% 25/05/2038	US	USD	38,028	41,971	0.01
Mars 4.20% 01/04/2059 144A	US	USD	15,600	17,187	0.01
Barry Callebaut Services 5.50% 15/06/2023 Reg S	BE	USD	14,385	13,304	0.00
X5 Retail Group GDR	RU	USD	295	8,910	0.00
Quang Ngai Sugar	VN	VND	7,325	8,625	0.00
Lamb Westton Holdings 4.875% 15/05/2028 144A	US	USD	9,134	8,510	0.00
				267,580	0.09
건강					
AbbVie 2.30% 21/11/2022 144A	US	USD	150,587	133,950	0.05
Royalty Pharma 0.75% 02/09/2023 144A	GB	USD	92,127	79,099	0.03
Royalty Pharma 1.20% 02/09/2025 144A	GB	USD	74,641	63,812	0.02
Bayer US Finance 4.70% 15/07/2064 144A	US	USD	60,433	58,541	0.02
AbbVie 2.95% 21/11/2026 144A	US	USD	61,592	57,777	0.02
Nutrition 1.23% 01/10/2025 144A	US	USD	60,892	52,369	0.02
Bayer US Finance II 4.25% 15/12/2025 144A	US	USD	51,674	50,459	0.02
Centene 5.375% 01/06/2026 144A	US	USD	52,196	47,197	0.02
Nutritio & Bioscience 1.832% 15/10/2027 144A	US	USD	53,366	45,949	0.02
Royalty Pharma 3.55% 02/09/2050 144A	GB	USD	53,501	44,152	0.02
Nutrition & Bioscience 3.268% 15/11/2040 144A	US	USD	37,393	32,996	0.01
Royalty Pharma 1.75% 02/09/2027 144A	GB	USD	36,746	31,395	0.01
Mylan 3.75% 15/12/2020	NL	USD	33,322	28,638	0.01
Takeda Pharmaceutical 3.025% 09/07/2040	JP	USD	32,450	28,599	0.01
Royalty Pharma 3.30% 02/09/2040 144A	GB	USD	30,784	26,082	0.01
Teva Pharmaceutical Fin. 6.75% 01/03/2028	NL	USD	24,271	21,920	0.01
Bristol-Myers Squibb 4.35% 15/11/2047	US	USD	18,108	19,904	0.01
AstraZeneca 1.375% 06/08/2030	GB	USD	16,750	13,923	0.00
Roche Holdings 4.00% 28/11/2044 144A	US	USD	10,865	12,140	0.00
Bayer US Finance II 4.625% 25/06/2038 144A	US	USD	10,865	10,929	0.00
Grifols	ES	EUR	406	9,417	0.00
AbbVie 3.20% 21/11/2029 144A	US	USD	7,243	6,827	0.00
Korian RTS 26/10/2020	FR	EUR	721	1,795	0.00
				877,870	0.30
금융					
Bank Of America 1.197% VRN 24/10/2026 MTN	US	USD	262,026	225,022	0.08
UBS Group 1.008% VRN 30/07/2024 144A	CH	USD	224,517	193,560	0.07
Wells Fargo Bank 2.082% VRN 09/09/2022	US	USD	188,826	164,424	0.06
UBS Group 1.364% VRN 30/01/2027 144A	CH	USD	161,809	138,590	0.05
Willis North America 3.875% 15/09/2049	US	USD	133,153	133,622	0.05
Garfunkelux Holdco 3 7.75% 01/11/2025 Reg S	LU	GBP	113,016	123,718	0.04
Citigroup 2.666% VRN 29/01/2031	US	USD	127,411	114,981	0.04
UBS 1.75% 21/04/2022 144A	CH	USD	119,530	104,495	0.04
Willis North America 4.50% 15/09/2028	US	USD	96,250	98,591	0.03
BNP Paribas 3.052% VRN 13/01/2031 144A	FR	USD	104,393	95,057	0.03
Garfunkelux Holdco 3 6.75% 01/11/2025 Reg S	LU	EUR	96,428	94,932	0.03
BBVA 6.00% VRN (Perpetual)	ES	EUR	83,607	82,597	0.03
Mapfre 4.375% VRN 31/03/2047	ES	EUR	69,356	77,822	0.03
Citigroup VRN 2.572% 03/06/2031	US	USD	86,646	77,678	0.03
Intesa Sanpaolo 7.75% VRN (Perpetual)	IT	EUR	63,501	71,147	0.02
Wells Fargo & Co 2.393% VRN 02/06/2028 MTN	US	USD	74,380	66,397	0.02
Truist Bank 0.826% FRN 09/03/2023	US	USD	73,795	63,848	0.02
UniCredit 6.625% VRN (Perpetual)	IT	EUR	59,071	58,934	0.02
Morgan Stanley 5.597% VRN 24/03/2051 GMTN	US	USD	39,669	51,622	0.02
Rabobank 4.375% 04/08/2025	NL	USD	52,196	50,711	0.02
CaixaBank 6.75% VRN (Perpetual)	ES	EUR	46,348	47,459	0.02
Bangkok Bank 3.733% VRN 25/09/2034 Reg S	TH	USD	51,846	43,719	0.01
Wells Fargo & Co 5.013% VRN 04/04/2051 MTN	US	USD	37,185	43,334	0.01
Bank of America 2.676% VRN 19/06/2041 MTN	US	USD	45,271	39,211	0.01
Nordea Bank 4.625% VRN 13/09/2033 144A	FI	USD	40,291	39,151	0.01
Danske Bank 5.375% 12/01/2024 Reg S	DK	USD	38,938	37,551	0.01
UniCredit 2.20% VRN 22/07/2027 EMTN	IT	EUR	36,217	37,008	0.01
Danske Bank 3.001% VRN 20/09/2022 144A	DK	USD	42,216	36,879	0.01
Goldman Sachs Group 4.223% VRN 01/05/2029	US	USD	36,217	36,320	0.01
Commerzbank 8.125% 19/09/2023 Reg S	DE	USD	36,217	35,703	0.01
Caixa Geral de Depositos 10.75% VRN (Perpetual)	PT	EUR	32,716	35,129	0.01
Credit Suisse Group 3.869% VRN 12/01/2029 144A	CH	USD	36,217	34,639	0.01
Intesa Sanpaolo 2.125% 26/05/2025 EMTN	IT	EUR	30,576	32,636	0.01
Discover Bank 2.70% 06/02/2030	US	USD	36,217	32,496	0.01
UniCredit 7.296% VRN 02/04/2034 Reg S	IT	USD	27,624	27,312	0.01
Mitsubishi UFJ Financial Group 3.777% 02/03/2025	JP	USD	26,257	25,185	0.01
Morgan Stanley 2.699% VRN 22/01/2031 GMTN	US	USD	27,163	24,872	0.01
Rabobank 5.25% 04/08/2045	NL	USD	20,879	24,277	0.01
Park Aerospace Holdings 5.25% 15/08/2022 144A	KY	USD	27,163	24,023	0.01
BBVA 5.875% VRN (Perpetual)	ES	EUR	22,719	22,357	0.01
Bevco Lux Sarl 1.50% 16/09/2027	LU	EUR	21,920	22,209	0.01
Banco BPM 6.125% VRN (Perpetual)	IT	EUR	22,719	20,499	0.01
HSBC Holdings 6.375% VRN (Perpetual)	GB	USD	22,719	20,313	0.01
MSCI 3.875% 15/02/2031 144A	US	USD	20,879	18,727	0.01
Dresdner Funding Trust I 8.151% 30/06/2031 Reg S	US	USD	14,768	18,596	0.01
UBS Group 3.491% 23/05/2023 Reg S	CH	USD	20,372	18,232	0.01
Westpac Banking 4.322% VRN 23/11/2031 GMTN	AU	USD	18,108	17,500	0.01
JPMorgan Chase & Co. 2.956% VRN 13/05/2031	US	USD	18,788	17,182	0.01
Oversea-Chinese Bkg 1.832% VRN 10/09/2030 Reg S	SG	USD	18,788	16,095	0.01
ANZ 2.95% VRN 22/07/2030 Reg S	AU	USD	17,656	15,730	0.01
QBE Insurance Group 5.875% VRN (Perpetual) Reg S	AU	USD	13,633	12,521	0.00
CaixaBank 5.875% VRN (Perpetual)	ES	EUR	12,723	12,495	0.00
Natwest Group 8.625% VRN (Perpetual)	GB	USD	13,632	12,102	0.00
Sumitomo Mitsui Fin. Group 0.465% 30/05/2024 EMTN	JP	EUR	11,771	11,927	0.00
Grupo Financiero Banorte	MX	MXN	3,087	11,647	0.00
TCS Group Holding GDR	CY	USD	528	10,832	0.00
Kaspi KZ	KZ	USD	279	10,274	0.00
Citigroup 3.887% VRN 10/01/2028	US	USD	9,960	9,654	0.00
BPCE 3.50% 23/10/2027 144A	FR	USD	9,054	8,559	0.00
Westpac Banking 5.00% VRN (Perpetual)	AU	USD	8,795	7,650	0.00
Dresdner Funding Trust I 8.151% 30/06/2031 144A	US	USD	5,907	7,438	0.00
Phoenix Life 7.25% VRN (Perpetual)	GB	GBP	5,657	6,393	0.00
Assicurazioni Generali 6.269% VRN (Perpetual)	IT	GBP	3,181	3,837	0.00
QBE Insurance Group 5.875% VRN (Perpetual) 144A	AU	USD	1,728	1,587	0.00
				3,079,008	1.05
부동산					
Equinix 2.625% 18/11/2024	US	USD	55,015	50,234	0.02
Equinix 2.15% 15/07/2030	US	USD	52,196	45,114	0.02
SHK Properties Capital Mks 2.875% 21/01/2030 EMTN	KY	USD	40,713	36,716	0.01
Equinix 2.90% 18/11/2026	US	USD	34,523	31,931	0.01
Blackstone Property Partners 1.75% 12/03/2029 EMTN	LU	EUR	27,380	27,703	0.01
WEA Finance 3.50% 15/06/2029 144A	US	USD	27,163	23,176	0.01
Agile Group Holdings 5.75% 02/01/2025 Reg S	KY	USD	21,506	18,413	0.01
Akelius 1.125% 11/01/2029 EMTN	NL	EUR	17,547	17,570	0.01
Yuzhou Properties 8.375% 30/10/2024	KY	USD	19,202	17,118	0.01
Mitsui Fudosan 3.65% 20/07/2027 Reg S	JP	USD	16,298	15,601	0.01
Equinix 3.00% 15/07/2050	US	USD	15,537	13,107	0.00
China Evergrande Group 8.90% 24/05/2021	KY	USD	10,561	8,677	0.00
Yuzhou Properties 8.50% 26/02/2024	KY	USD	6,049	5,413	0.00
				310,773	0.11
정부					
Netherlands 0.00% 29/04/2021	NL	EUR	1,530,705	1,535,919	0.52
Italy 1.70% 01/09/2051	IT	EUR	1,339,499	1,368,201	0.47
US Treasury Infl. Indexed Bonds 0.125% 15/04/2025	US	USD	1,009,259	915,292	0.31
Japan Inflation Linked Bond 0.10% 10/03/2029	JP	JPY	61,612,596	504,332	0.17
European Union 0.00% 04/10/2030 EMTN	SU	EUR	449,693	466,241	0.16
European Union 0.10% 04/10/2040 EMTN	SU	EUR	340,929	346,455	0.12
Italy 2.35% 15/09/2024	IT	EUR	269,339	312,407	0.11
US Treasury Infl. Indexed Bonds 0.25% 15/01/2025	US	USD	271,372	270,839	0.09

현재 투자종목 명세서서 2020년 10월 31일

	국가 코드	CCY	주식 또는 명목	시장 가격 EUR순	% 자산
US Treasury 0.00% 27/11/2020	US	USD	214,634	184,218	0.06
US Treasury 0.00% 12/11/2020	US	USD	214,467	184,081	0.06
US Treasury 0.00% 03/12/2020	US	USD	214,381	183,997	0.06
US Treasury 0.00% 05/11/2020	US	USD	214,351	183,983	0.06
US Treasury 0.00% 19/11/2020	US	USD	214,351	183,977	0.06
US Treasury 0.00% 10/12/2020	US	USD	214,328	183,949	0.06
US Treasury Infl. Indexed Bonds 0.125% 15/10/2024	US	USD	172,783	158,445	0.05
Japan Inflation Linked Bond 0.10% 10/03/2027	JP	JPY	17,481,619	145,181	0.05
Japan 0.10% 10/03/2028	JP	JPY	15,903,801	131,101	0.04
Italy 2.55% 15/09/2041	IT	EUR	64,202	103,540	0.04
Japan Inflation Linked Bond 0.10% 10/03/2024	JP	JPY	8,740,809	74,388	0.03
Spain Inflation Linked 0.65% 30/11/2027	ES	EUR	40,655	46,812	0.02
Mexico 5.00% 27/04/2051	MX	USD	38,886	38,167	0.01
Japan 0.20% 10/03/2030	JP	JPY	3,658,943	30,161	0.01
				7,551,686	2.57
주식 연계 채권					
HSBC (Beijing Roborock Tech. (A)) ELN 21/09/2021	CN	USD	37	3,862	0.00
UBS (Midea Group (A)) ELN 16/11/2020	CN	USD	184	1,840	0.00
HSBC (Skshu Paint (A)) ELN 21/07/2021	CN	USD	44	830	0.00
UBS (Anhui Heli (A)) ELN 21/01/2022	CN	USD	449	812	0.00
HSBC (Midea Group (A)) ELN 23/11/2020	CN	USD	77	768	0.00
HSBC (FPT (A)) ELN 23/11/2021	GB	USD	162	308	0.00
UBS (Midea Group (A)) ELN 21/07/2022	CN	USD	20	199	0.00
				8,619	0.00
커뮤니케이션 서비스					
T-Mobile USA 3.60% 15/11/2060 144A	US	USD	78,482	66,407	0.02
T-Mobile USA 3.50% 15/04/2025 144A	US	USD	68,753	64,692	0.02
Netflix 3.625% 15/05/2027 Reg S	US	EUR	48,543	52,607	0.02
T-Mobile USA 4.50% 15/04/2050 144A	US	USD	49,503	49,991	0.02
T-Mobile USA 3.875% 15/04/2030 144A	US	USD	37,581	36,256	0.01
AT&T 3.50% 15/09/2053 Reg S	US	USD	29,734	24,246	0.01
Euskaltel	ES	EUR	2,514	20,536	0.01
AT&T 3.875% 15/01/2026	US	USD	20,879	20,289	0.01
AT&T 4.90% 15/06/2042	US	USD	19,709	19,971	0.01
				354,995	0.12
금융 상품					
Kommunalbanken CP -0.545% 05/11/2020	NO	EUR	3,813,586	3,813,939	1.30
Rabobank CP -0.55% 10/02/2021	NZ	EUR	2,593,238	2,596,552	0.88
Allianz CP -0.41% 03/11/2020	DE	EUR	2,593,238	2,593,410	0.88
HSBC France CP -0.50% 01/04/2021	FR	EUR	2,288,151	2,293,268	0.78
Agence Centrale CP -0.56% 22/02/2021	FR	EUR	2,288,151	2,292,413	0.78
Citibank CD 0.00% 05/02/2021	US	EUR	2,288,151	2,291,614	0.78
Lloyds Bank CP -0.57% 14/01/2021	GB	EUR	2,288,151	2,290,942	0.78
Toyota Leasing CP -0.56% 14/01/2021	DE	EUR	2,288,151	2,290,836	0.78
Lloyds Bank CP -0.56% 07/01/2021	GB	EUR	2,288,151	2,290,707	0.78
Swedbank CP -0.54% 21/12/2020	SE	EUR	2,288,151	2,290,216	0.78
Dexia Credit Local CP -0.54% 21/12/2020	FR	EUR	2,288,151	2,290,106	0.78
KBC Bank CD 0.00% 21/12/2020	BE	EUR	2,288,151	2,290,020	0.78
Sumi Trust Bank CD 0.00% 16/12/2020	JP	EUR	2,288,151	2,289,921	0.78
Toyota Motor Finance CP -0.56% 16/12/2020	NL	EUR	2,288,151	2,289,811	0.78
Citibank CD 0.00% 04/12/2020	US	EUR	2,288,151	2,289,387	0.78
Linde Finance CP -0.43% 04/12/2020	NL	EUR	2,288,151	2,289,378	0.78
Oesterreichisch CP -.54% 27/11/2020	AT	EUR	2,288,151	2,289,140	0.78
Jyske Bank CP -0.545% 23/11/2020	DK	EUR	2,288,151	2,288,998	0.78
SMBC Brussels CP -0.53% 19/11/2020	BE	EUR	2,288,151	2,288,908	0.78
Archer Dan CP -0.53% 03/12/2020	US	EUR	2,288,151	2,288,733	0.78
Archer Dan CP -0.52% 01/12/2020	US	EUR	2,288,151	2,288,699	0.78
Soc Anonyme De CP -0.36% 06/11/2020	FR	EUR	2,288,151	2,288,398	0.78
Loreal CP -0.555% 05/11/2020	FR	EUR	2,288,151	2,288,363	0.78
Linde Finance CP -0.49% 18/01/2021	NL	EUR	1,525,434	1,527,270	0.52
Denmark CP -0.53% 04/01/2021	DK	EUR	1,525,434	1,527,086	0.52
Mizuho Bank CD 0.00% 07/01/2021	GB	EUR	1,525,434	1,527,059	0.52
SMBV Brussels CD 0.00% 24/12/2020	DE	EUR	1,525,434	1,526,813	0.52
Dexia Credit Local CP -0.48% 22/12/2020	FR	EUR	1,525,434	1,526,763	0.52
Svenska Handelsbanken CP -0.35% 18/12/2020	SE	EUR	1,525,434	1,526,588	0.52
Nordea Bank CP -0.55% 17/12/2020	FI	EUR	1,525,434	1,526,564	0.52
Nordea Bank CP -0.50% 10/12/2020	FI	EUR	1,525,434	1,526,399	0.52
Nordea Bank CP -0.4% 07/12/2020	FI	EUR	1,525,434	1,526,328	0.52
Swedbank CP -0.38% 01/12/2020	SE	EUR	1,525,434	1,526,235	0.52
SMBC Brussels CD 0.00% 23/11/2020	BE	EUR	1,525,434	1,526,040	0.52
Agence Centrale CP -0.52% 23/11/2020	FR	EUR	1,525,434	1,526,035	0.52
Agence Centrale CP -0.33% 06/11/2020	FR	EUR	1,525,434	1,525,609	0.52
Rabobank Ned CP -0.40% 05/11/2020	NL	EUR	1,525,434	1,525,575	0.52
Credit Suisse CD 0.00% 12/11/2020	GB	EUR	1,220,347	1,220,627	0.42
Mizuho Bank CD 0.00% 05/11/2020	GB	EUR	1,220,347	1,220,460	0.42
Goldman Sachs CD 0.00% 07/05/2021	GB	EUR	1,144,076	1,147,244	0.39
BOA International CD 0.00% 08/01/2021	IE	EUR	1,144,076	1,145,312	0.39
P&G CP -0.49% 03/12/2020	US	EUR	1,067,804	1,068,364	0.36
Deutsche Bahn CP -0.555% 30/11/2020	DE	EUR	1,067,804	1,068,351	0.36
Svenska Handelsbanken CP -0.49% 24/05/2021	SE	EUR	762,717	765,103	0.26
Swedbank CP -.053% 21/04/2021	SE	EUR	762,717	764,698	0.26
Nordea Bank CP -0.54% 19/04/2021	FI	EUR	762,717	764,595	0.26
Svenska Handelsbanken CP -0.52% 22/02/2021	SE	EUR	762,717	764,072	0.26
Paccar Finance Euro CP -0.53% 05/01/2021	NL	EUR	762,717	763,506	0.26
Swedbank CP -0.55% 17/12/2020	SE	EUR	762,717	763,345	0.26
HSBC France CP -0.15% 09/11/2020	FR	EUR	762,717	762,841	0.26
Deutsche Bahn CP -0.555% 30/11/2020	DE	EUR	457,630	457,865	0.16
				88,850,506	30.27
목록에 없음					
유틸리티					
TXU Europe Funding 7.00% 30/11/2005 (Defaulted)*	GB	EUR	62,568	1	0.00
TXU Eastern Funding 6.45% 15/05/2005 (Defaulted)*	GB	USD	9,134	0	0.00
				1	0.00
소재					
Farmers Bus Perpetual (Pref'd)*	US	USD	1,407	39,916	0.01
FARMERS BU SR F 0% (Pref'd) (Perpetual)*	US	USD	950	26,941	0.01
				66,857	0.02
산업재					
Tradeshift Holdings*	US	USD	2,607	13,428	0.00
Blue Skyview 15.758% VRN (Perpetual) (Defaulted)	VG	USD	14,114	3,051	0.00
Jain Int'l Trading 7.125% 01/02/2022 (Defaulted)	NL	USD	8,833	1,478	0.00
				17,957	0.01
정보 기술					
Innoviz Technology Service*	IL	USD	5,020	36,214	0.01
Nuoxi Capital 5.35% 24/01/2023 (Defaulted)	VG	USD	11,617	997	0.00
				37,211	0.01
소비재					
Virgin Media Secured Fin. 4.125% 15/08/2030	GB	GBP	115,354	125,813	0.04
Top Wise Excellence 6.00% 16/03/2020 (Defaulted)	VG	USD	13,537	1,261	0.00
				127,074	0.04
건강					
Grail*	US	USD	524	5,357	0.00
				5,357	0.00
금융					
Transferwise*	GB	USD	384	41,241	0.01
Transferwise (Pref'd)*	GB	USD	262	28,123	0.01
Tianjin State-OCI. & Management. 1.60% 17/12/2039*	CN	USD	31,628	5,565	0.00
Yihua Overseas Invest. 8.50% 23/10/2020 (Defaulted)	VG	USD	10,369	712	0.00
				75,641	0.03
부동산					
Intu SGS Fin. 3.875% 17/03/2023 EMTN (Defaulted)	GB	GBP	38,480	24,789	0.01
Modernland Overseas Pte 6.95% 13/04/2024	SG	USD	9,217	3,201	0.00
JGC Ventures 10.75% 30/08/2021 (Defaulted)	SG	USD	8,257	2,906	0.00
Intu Debenture 5.562% 31/12/2027 (Defaulted)	GB	GBP	1,869	1,091	0.00
				31,987	0.01
단주				1	0.00
총 투자 (비용 EUR 248,428,972)				254,882,357	86.83
예금					
Barclays Bank TD -0.55% 02/11/2020	GB	EUR	11,440,757	11,440,757	3.90
KBC Bank TD -0.56% 02/11/2020	BE	EUR	9,152,606	9,152,606	3.12
Bred Banque TD -0.58% 02/11/2020	FR	EUR	9,152,606	9,152,606	3.12
Credit Agricole TD -0.55% 02/11/2020	FR	EUR	4,828,216	4,828,216	1.64
				34,574,185	11.78
(예금 포함) 총 투자				289,456,542	98.61

현재 투자종목 명세서서 2020년 10월 31일

차액 거래 계약

	CCY	기본 노출	미실현 이익 / (손실) EUR	% 순자산
MSCI Europe VI Eur Net (JPLS)	EUR	806,717	(43,816)	(0.01)
			(43,816)	(0.01)

신용 디폴트 스왑 (Credit Default Swap)

	CCY	기본 노출	미실현 이익 / (손실) EUR	% 순자산
매수 보호 Commerzbk 4% 20/12/2025	EUR	363,543	24,798	0.01
매수 보호 브라질 4.25% 20/12/2025	USD	176,424	8,608	0.00
매도 보호 CDX NA HY S35 5 년 20/12/202	USD	234,884	7,164	0.00
매수 보호 Lloyds Bank 4.5% 20/12/2025	EUR	222,431	5,165	0.00
매수 보호 Repsol Int'l Fin 2.25% 20/12/2025	EUR	418,253	4,066	0.00
매수 보호 4.375% 20/12/2025	EUR	148,287	4,009	0.00
매수 보호 Munich Re 7.625% 20/12/2020	EUR	52,196	(61)	(0.00)
매수 보호 XL Capital Yank 6.25% 20/12/2020	USD	104,393	(122)	(0.00)
매수 보호 Quest Diagnostic 6.95% 20/06/2021	USD	31,318	(161)	(0.00)
매수 보호 Lincoln National 3.35% 20/12/2025	USD	66,811	(254)	(0.00)
매수 보호 Conocophillips 5.9% 20/06/2022	USD	37,581	(348)	(0.00)
매수 보호 Avnet 4.875% 20/06/2025	USD	52,196	(370)	(0.00)
매수 보호 Avnet 4.875% 20/06/2022	USD	38,625	(387)	(0.00)
매수 보호 Aig International 6.25% 20/12/2025	USD	66,811	(704)	(0.00)
매수 보호 Wells Fargo 3.069% 20/12/2025	USD	81,426	(1,173)	(0.00)
매수 보호 CDX NA HY S35 5 년 20/12/202	USD	49,798	(1,519)	(0.00)
매수 보호 Dow Chemical 7.375% 20/12/2025	USD	229,664	(2,913)	(0.00)
매수 보호 iTraxx Xover S34 20/12/2025	EUR	58,853	(3,537)	(0.00)
매수 보호 Viacomcbs 4.75% 20/12/2025	USD	321,269	(3,738)	(0.00)
매수 보호 일반사항 Motors 4.875% 20/12/2025	USD	185,819	(28,287)	(0.01)
			10,236	0.00

선물환 계약

	기본 노출 EUR	미실현 이익 / (손실) EUR	% 순자산
구입 USD 판매 EUR 에 1.18657 12/11/2020	1,940,816	35,458	0.01
구입 USD 판매 NOK 에 0.11227 12/11/2020	293,156	20,698	0.01
구입 USD 판매 EUR 에 1.18663 12/11/2020	475,924	8,719	0.00
구입 USD 판매 SEK 에 0.11499 12/11/2020	307,007	6,767	0.00
구입 USD 판매 GBP 에 1.31668 12/11/2020	313,344	5,117	0.00
구입 USD 판매 EUR 에 1.19905 12/11/2020	156,294	4,529	0.00
구입 USD 판매 SEK 에 0.11393 12/11/2020	320,938	4,062	0.00
구입 USD 판매 AUD 에 0.71980 12/11/2020	168,898	4,027	0.00
구입 EUR 판매 NOK 에 0.09148 19/11/2020	232,450	3,902	0.00
구입 USD 판매 NOK 에 0.11326 12/11/2020	48,605	3,895	0.00
구입 USD 판매 CAD 에 0.76029 12/11/2020	309,544	3,830	0.00
구입 USD 판매 NOK 에 0.10910 12/11/2020	55,692	2,251	0.00
구입 USD 판매 AUD 에 0.72481 12/11/2020	66,081	2,047	0.00
구입 USD 판매 EUR 에 1.18181 12/11/2020	138,734	1,968	0.00
구입 USD 판매 EUR 에 1.18193 12/11/2020	121,009	1,729	0.00
구입 USD 판매 EUR 에 1.19298 12/11/2020	70,803	1,683	0.00
구입 USD 판매 GBP 에 1.30368 12/11/2020	253,956	1,599	0.00
구입 EUR 판매 AUD 에 0.61115 19/11/2020	117,633	1,541	0.00
구입 USD 판매 EUR 에 1.17171 06/11/2020	272,532	1,539	0.00
구입 USD 판매 CAD 에 0.75930 12/11/2020	130,613	1,443	0.00
구입 NZD 판매 EUR 에 1.78909 19/11/2020	86,972	1,440	0.00
구입 USD 판매 EUR 에 1.18276 12/11/2020	94,525	1,418	0.00
구입 NZD 판매 USD 에 1.53290 12/11/2020	90,329	1,363	0.00
구입 USD 판매 EUR 에 1.18862 12/11/2020	65,565	1,313	0.00
구입 USD 판매 GBP 에 1.30466 12/11/2020	181,080	1,277	0.00
구입 USD 판매 AUD 에 0.72572 12/11/2020	37,103	1,197	0.00
구입 USD 판매 AUD 에 0.73302 12/11/2020	27,874	1,189	0.00
구입 AUD 판매 EUR 에 1.67401 19/11/2020	116,487	1,146	0.00
구입 JPY 판매 EUR 에 125.06129 12/11/2020	42,873	1,135	0.00
구입 USD 판매 EUR 에 1.18412 12/11/2020	58,669	948	0.00
구입 USD 판매 DKK 에 0.15941 12/11/2020	51,803	948	0.00
구입 SEK 판매 EUR 에 10.41988 16/11/2020	149,639	897	0.00
구입 USD 판매 EUR 에 1.18495 06/11/2020	52,264	889	0.00
구입 USD 판매 EUR 에 1.16878 03/12/2020	325,171	825	0.00
구입 USD 판매 SEK 에 0.11580 12/11/2020	28,001	819	0.00
구입 CAD 판매 USD 에 1.33863 06/11/2020	153,581	813	0.00
구입 USD 판매 SEK 에 0.11410 12/11/2020	56,445	797	0.00
구입 USD 판매 EUR 에 1.17604 12/11/2020	82,831	765	0.00
구입 USD 판매 EUR 에 1.17312 12/11/2020	111,921	753	0.00
구입 EUR 판매 AUD 에 0.60593 12/11/2020	166,764	722	0.00
구입 SEK 판매 USD 에 8.90860 12/11/2020	313,940	719	0.00
구입 USD 판매 SEK 에 0.11438 12/11/2020	42,726	712	0.00
구입 USD 판매 GBP 에 1.29760 03/12/2020	465,745	686	0.00
구입 USD 판매 EUR 에 1.19881 12/11/2020	23,430	674	0.00
구입 USD 판매 EUR 에 1.19143 12/11/2020	29,462	661	0.00
구입 CHF 판매 EUR 에 1.07699 16/11/2020	69,967	630	0.00
구입 USD 판매 EUR 에 1.18738 12/11/2020	31,728	602	0.00
구입 USD 판매 SEK 에 0.11468 12/11/2020	28,326	546	0.00
구입 USD 판매 NOK 에 0.10729 12/11/2020	23,528	544	0.00
구입 USD 판매 SEK 에 0.11385 12/11/2020	43,575	518	0.00
구입 USD 판매 EUR 에 1.17503 12/11/2020	52,439	438	0.00
구입 USD 판매 EUR 에 1.18295 12/11/2020	28,427	431	0.00
구입 USD 판매 EUR 에 1.17277 12/11/2020	66,427	427	0.00
구입 JPY 판매 USD 에 105.67120 06/11/2020	39,349	418	0.00
구입 USD 판매 EUR 에 1.17686 06/11/2020	40,901	412	0.00
구입 USD 판매 EUR 에 1.17991 06/11/2020	31,982	406	0.00
구입 USD 판매 EUR 에 1.17324 12/11/2020	59,140	404	0.00
구입 USD 판매 EUR 에 1.18429 12/11/2020	24,589	401	0.00
구입 GBP 판매 EUR 에 0.90578 19/11/2020	57,078	394	0.00
구입 USD 판매 AUD 에 0.71767 12/11/2020	18,841	392	0.00
구입 USD 판매 EUR 에 1.18018 12/11/2020	30,374	388	0.00
구입 USD 판매 EUR 에 1.18311 12/11/2020	23,958	366	0.00
구입 USD 판매 CAD 에 0.76056 12/11/2020	28,531	363	0.00
구입 USD 판매 CAD 에 0.76014 12/11/2020	28,308	345	0.00
구입 USD 판매 AUD 에 0.71603 12/11/2020	18,669	345	0.00
구입 USD 판매 CAD 에 0.75290 12/11/2020	133,621	338	0.00
구입 CAD 판매 EUR 에 1.55453 19/11/2020	194,657	336	0.00
구입 USD 판매 NZD 에 0.66638 12/11/2020	52,298	330	0.00
구입 USD 판매 GBP 에 1.31793 12/11/2020	18,779	325	0.00
구입 NOK 판매 USD 에 9.54681 12/11/2020	292,834	322	0.00
구입 USD 판매 EUR 에 1.19678 12/11/2020	11,759	318	0.00
구입 JPY 판매 USD 에 105.67820 12/11/2020	28,900	311	0.00
구입 USD 판매 GBP 에 1.30398 12/11/2020	47,391	309	0.00
구입 GBP 판매 EUR 에 0.91936 12/11/2020	13,537	299	0.00
구입 NZD 판매 USD 에 1.52490 12/11/2020	28,637	281	0.00
구입 USD 판매 NOK 에 0.10817 12/11/2020	8,389	265	0.00
구입 USD 판매 SEK 에 0.11390 12/11/2020	18,922	235	0.00
구입 USD 판매 EUR 에 1.18257 12/11/2020	15,802	234	0.00
구입 USD 판매 SEK 에 0.11382 12/11/2020	18,985	221	0.00
구입 USD 판매 EUR 에 1.18166 06/11/2020	15,601	221	0.00
구입 USD 판매 EUR 에 1.19250 12/11/2020	9,344	218	0.00
구입 CAD 판매 USD 에 1.33809 12/11/2020	43,987	216	0.00
구입 GBP 판매 EUR 에 0.90746 12/11/2020	20,079	178	0.00
구입 JPY 판매 USD 에 105.44390 12/11/2020	19,096	163	0.00
구입 USD 판매 CAD 에 0.75606 12/11/2020	23,591	159	0.00
구입 GBP 판매 USD 에 0.77253 12/11/2020	185,307	153	0.00
구입 USD 판매 EUR 에 1.18349 12/11/2020	9,397	147	0.00
구입 USD 판매 EUR 에 1.17187 06/11/2020	24,964	145	0.00
구입 USD 판매 AUD 에 0.70494 12/11/2020	53,309	145	0.00
구입 JPY 판매 USD 에 105.97211 12/11/2020	9,580	130	0.00
구입 USD 판매 EUR 에 1.18510 12/11/2020	7,584	129	0.00
구입 CNY 판매 USD 에 6.78220 19/01/2021	17,298	128	0.00
구입 USD 판매 EUR 에 1.18136 12/11/2020	9,019	124	0.00
구입 USD 판매 EUR 에 1.18081 12/11/2020	9,324	124	0.00
구입 USD 판매 CHF 에 1.10342 12/11/2020	11,467	123	0.00
구입 USD 판매 EUR 에 1.17835 12/11/2020	10,597	119	0.00
구입 USD 판매 CAD 에 0.76042 12/11/2020	9,471	119	0.00
구입 KRW 판매 USD 에 1168.68000 04/01/2021	4,090	118	0.00
구입 USD 판매 GBP 에 1.30993 12/11/2020	9,521	106	0.00
구입 USD 판매 CAD 에 0.75150 06/11/2020	154,393	105	0.00
구입 USD 판매 GBP 에 1.30282 12/11/2020	16,650	94	0.00
구입 CHF 판매 USD 에 0.92171 06/11/2020	14,865	90	0.00
구입 USD 판매 EUR 에 1.18706 12/11/2020	3,929	73	0.00
구입 USD 판매 CAD 에 0.76265 12/11/2020	4,707	73	0.00
구입 SEK 판매 USD 에 9.01063 04/01/2021	4,300	63	0.00
구입 GBP 판매 USD 에 0.77884 12/11/2020	7,016	63	0.00
구입 USD 판매 EUR 에 1.19339 12/11/2020	2,435	59	0.00
구입 NZD 판매 EUR 에 1.80220 19/11/2020	2,330	56	0.00
구입 USD 판매 GBP 에 1.30064 12/11/2020	12,699	50	0.00
구입 JPY 판매 USD 에 105.56800 12/11/2020	4,833	47	0.00
구입 USD 판매 EUR 에 1.17809 12/11/2020	4,213	46	0.00
구입 USD 판매 EUR 에 1.19106 12/11/2020	1,988	44	0.00
구입 USD 판매 AUD 에 0.70615 06/11/2020	8,769	39	0.00
구입 NZD 판매 USD 에 1.51353 12/11/2020	17,283	39	0.00
구입 JPY 판매 USD 에 105.05114 12/11/2020	7,990	38	0.00
구입 USD 판매 EUR 에 1.16568 12/11/2020	106,596	37	0.00
구입 USD 판매 EUR 에 1.18162 16/11/2020	1,904	27	0.00
구입 JPY 판매 USD 에 104.91992 12/11/2020	6,398	22	0.00
구입 SGD 판매 USD 에 1.37102 04/01/2021	4,061	16	0.00
구입 EUR 판매 GBP 에 1.11282 12/11/2020	17,009	16	0.00
구입 USD 판매 CHF 에 1.09256 06/11/2020	14,955	15	0.00
구입 USD 판매 GBP 에 1.29635 06/11/2020	20,136	14	0.00
구입 USD 판매 CAD 에 0.75137 12/11/2020	28,856	14	0.00
구입 USD 판매 EUR 에 1.16547 12/11/2020	68,955	11	0.00
구입 NZD 판매 EUR 에 1.76029 19/11/2020	54,025	10	0.00
구입 USD 판매 EUR 에 1.17954 16/11/2020	518	6	0.00
구입 USD 판매 EUR 에 1.16537 12/11/2020	70,187	6	0.00
구입 GBP 판매 USD 에 0.77252 12/11/2020	7,882	6	0.00
구입 USD 판매 EUR 에 1.17357 16/11/2020	585	4	0.00
구입 USD 판매 EUR 에 1.17260 16/11/2020	576	4	0.00
구입 USD 판매 JPY 에 0.00956 06/11/2020	39,766	1	0.00

현재 투자종목 명세서서 2020년 10월 31일

	기본 노출 EUR	미실현 이익 / (손실) EUR	% 순자산
구입 EUR 판매 USD 에 0.85601 16/11/2020	546	(1)	(0.00)
구입 JPY 판매 USD 에 104.52440 03/12/2020	39,781	(2)	(0.00)
구입 USD 판매 GBP 에 1.29520 06/11/2020	13,561	(3)	(0.00)
구입 EUR 판매 USD 에 0.85197 16/11/2020	503	(4)	(0.00)
구입 EUR 판매 USD 에 0.85007 16/11/2020	765	(7)	(0.00)
구입 EUR 판매 USD 에 0.84759 16/11/2020	858	(10)	(0.00)
구입 EUR 판매 USD 에 0.85446 04/01/2021	4,147	(12)	(0.00)
구입 USD 판매 GBP 에 1.29523 12/11/2020	56,869	(13)	(0.00)
구입 JPY 판매 USD 에 104.52800 12/11/2020	52,863	(13)	(0.00)
구입 CHF 판매 USD 에 0.91457 03/12/2020	14,981	(14)	(0.00)
구입 PLN 판매 USD 에 3.80446 12/11/2020	471	(18)	(0.00)
구입 USD 판매 JPY 에 0.00954 12/11/2020	8,276	(19)	(0.00)
구입 GBP 판매 USD 에 0.77085 12/11/2020	14,377	(19)	(0.00)
구입 PLN 판매 USD 에 3.88560 12/11/2020	1,268	(24)	(0.00)
구입 PLN 판매 USD 에 3.87827 12/11/2020	1,155	(24)	(0.00)
구입 USD 판매 GBP 에 1.29461 03/12/2020	29,947	(25)	(0.00)
구입 CAD 판매 USD 에 1.33115 12/11/2020	81,307	(25)	(0.00)
구입 USD 판매 GBP 에 1.29104 12/11/2020	9,720	(34)	(0.00)
구입 GBP 판매 USD 에 0.76756 12/11/2020	6,628	(37)	(0.00)
구입 AUD 판매 USD 에 1.41594 03/12/2020	8,809	(39)	(0.00)
구입 USD 판매 JPY 에 0.00948 12/11/2020	4,814	(45)	(0.00)
구입 USD 판매 SEK 에 0.11214 12/11/2020	14,403	(47)	(0.00)
구입 CHF 판매 USD 에 0.90844 12/11/2020	6,161	(51)	(0.00)
구입 GBP 판매 USD 에 0.76809 06/11/2020	11,312	(56)	(0.00)
구입 CAD 판매 USD 에 1.32630 12/11/2020	14,389	(57)	(0.00)
구입 EUR 판매 USD 에 0.85104 12/11/2020	8,098	(67)	(0.00)
구입 CAD 판매 USD 에 1.32935 12/11/2020	43,439	(72)	(0.00)
구입 GBP 판매 USD 에 0.76604 12/11/2020	9,571	(73)	(0.00)
구입 EUR 판매 GBP 에 1.10852 12/11/2020	25,789	(75)	(0.00)
구입 EUR 판매 USD 에 0.84583 16/11/2020	5,297	(76)	(0.00)
구입 GBP 판매 USD 에 0.76815 06/11/2020	15,874	(77)	(0.00)
구입 EUR 판매 USD 에 0.85233 12/11/2020	12,283	(83)	(0.00)
구입 AUD 판매 USD 에 1.39789 12/11/2020	4,793	(83)	(0.00)
구입 GBP 판매 USD 에 0.76506 12/11/2020	9,674	(86)	(0.00)
구입 EUR 판매 USD 에 0.84988 12/11/2020	9,058	(87)	(0.00)
구입 EUR 판매 USD 에 0.85474 12/11/2020	24,157	(96)	(0.00)
구입 EUR 판매 USD 에 0.84402 12/11/2020	6,140	(101)	(0.00)
구입 CAD 판매 USD 에 1.33058 03/12/2020	154,511	(104)	(0.00)
구입 CAD 판매 USD 에 1.31469 12/11/2020	8,658	(110)	(0.00)
구입 AUD 판매 USD 에 1.40400 06/11/2020	8,884	(115)	(0.00)
구입 EUR 판매 USD 에 0.85401 12/11/2020	25,650	(124)	(0.00)
구입 SEK 판매 USD 에 8.85490 12/11/2020	33,684	(126)	(0.00)
구입 EUR 판매 USD 에 0.84675 12/11/2020	9,615	(128)	(0.00)
구입 EUR 판매 NZD 에 0.56767 19/11/2020	138,299	(129)	(0.00)
구입 PLN 판매 USD 에 3.69688 12/11/2020	2,075	(137)	(0.00)
구입 EUR 판매 JPY 에 0.00808 19/11/2020	9,144	(142)	(0.00)
구입 EUR 판매 GBP 에 1.09721 12/11/2020	12,993	(170)	(0.00)
구입 NZD 판매 USD 에 1.50270 12/11/2020	39,702	(195)	(0.00)
구입 USD 판매 GBP 에 1.28873 12/11/2020	39,689	(208)	(0.00)
구입 EUR 판매 USD 에 0.84639 12/11/2020	15,238	(209)	(0.00)
구입 EUR 판매 CAD 에 0.64268 19/11/2020	79,454	(212)	(0.00)
구입 EUR 판매 USD 에 0.84454 12/11/2020	13,394	(213)	(0.00)
구입 CAD 판매 USD 에 1.30102 12/11/2020	9,626	(221)	(0.00)
구입 USD 판매 NZD 에 0.65702 12/11/2020	29,289	(229)	(0.00)
구입 EUR 판매 USD 에 0.83583 12/11/2020	10,266	(267)	(0.00)
구입 EUR 판매 GBP 에 1.10529 12/11/2020	46,057	(269)	(0.00)
구입 AUD 판매 USD 에 1.39639 12/11/2020	14,744	(270)	(0.00)
구입 USD 판매 GBP 에 1.28036 12/11/2020	24,381	(285)	(0.00)
구입 NOK 판매 USD 에 9.43940 12/11/2020	28,809	(293)	(0.00)
구입 EUR 판매 USD 에 0.84628 06/11/2020	20,974	(293)	(0.00)
구입 USD 판매 GBP 에 1.28638 12/11/2020	43,354	(306)	(0.00)
구입 EUR 판매 USD 에 0.83660 12/11/2020	12,334	(310)	(0.00)
구입 GBP 판매 USD 에 0.74527 12/11/2020	9,308	(321)	(0.00)
구입 USD 판매 CAD 에 0.74801 12/11/2020	81,641	(325)	(0.00)
구입 EUR 판매 USD 에 0.85279 06/11/2020	51,443	(329)	(0.00)
구입 EUR 판매 USD 에 0.84372 12/11/2020	20,647	(347)	(0.00)
구입 GBP 판매 USD 에 0.76351 12/11/2020	33,305	(362)	(0.00)
구입 EUR 판매 GBP 에 1.10497 12/11/2020	62,596	(383)	(0.00)
구입 EUR 판매 USD 에 0.84335 12/11/2020	23,186	(400)	(0.00)
구입 EUR 판매 USD 에 0.84703 12/11/2020	33,658	(437)	(0.00)
구입 EUR 판매 GBP 에 1.10962 12/11/2020	229,127	(442)	(0.00)
구입 EUR 판매 USD 에 0.84242 12/11/2020	24,566	(451)	(0.00)
구입 EUR 판매 USD 에 0.84240 12/11/2020	24,618	(452)	(0.00)
구입 GBP 판매 USD 에 0.76516 12/11/2020	52,642	(459)	(0.00)
구입 EUR 판매 USD 에 0.84376 12/11/2020	30,072	(505)	(0.00)
구입 EUR 판매 USD 에 0.84773 06/11/2020	41,987	(516)	(0.00)
구입 NOK 판매 USD 에 8.97158 12/11/2020	9,555	(566)	(0.00)
구입 SEK 판매 USD 에 8.67080 12/11/2020	23,823	(583)	(0.00)
구입 CAD 판매 USD 에 1.31821 12/11/2020	68,710	(689)	(0.00)
구입 GBP 판매 USD 에 0.77078 06/11/2020	466,357	(690)	(0.00)
구입 PLN 판매 USD 에 3.72271 12/11/2020	11,941	(713)	(0.00)
구입 EUR 판매 USD 에 0.84363 12/11/2020	43,747	(741)	(0.00)
구입 USD 판매 JPY 에 0.00947 12/11/2020	78,584	(768)	(0.00)
구입 EUR 판매 USD 에 0.85609 06/11/2020	325,807	(829)	(0.00)
구입 NOK 판매 EUR 에 10.95538 19/11/2020	59,067	(846)	(0.00)
구입 CAD 판매 USD 에 1.31637 12/11/2020	76,200	(870)	(0.00)
구입 AUD 판매 USD 에 1.40234 12/11/2020	62,538	(882)	(0.00)
구입 EUR 판매 USD 에 0.85607 12/11/2020	369,374	(899)	(0.00)
구입 AUD 판매 USD 에 1.35490 12/11/2020	19,221	(912)	(0.00)
구입 EUR 판매 USD 에 0.83992 12/11/2020	43,528	(925)	(0.00)
구입 EUR 판매 AUD 에 0.60190 12/11/2020	400,582	(941)	(0.00)
구입 NZD 판매 USD 에 1.49108 12/11/2020	76,461	(963)	(0.00)
구입 AUD 판매 USD 에 1.38999 12/11/2020	47,619	(1,085)	(0.00)
구입 EUR 판매 USD 에 0.85226 12/11/2020	163,720	(1,125)	(0.00)
구입 EUR 판매 USD 에 0.84617 12/11/2020	87,944	(1,229)	(0.00)
구입 USD 판매 JPY 에 0.00941 12/11/2020	77,866	(1,242)	(0.00)
구입 NOK 판매 EUR 에 10.85198 16/11/2020	52,866	(1,245)	(0.00)
구입 AUD 판매 USD 에 1.38572 12/11/2020	53,016	(1,367)	(0.00)
구입 NOK 판매 USD 에 8.97703 12/11/2020	23,969	(1,406)	(0.00)
구입 EUR 판매 NZD 에 0.56220 19/11/2020	144,833	(1,528)	(0.00)
구입 EUR 판매 USD 에 0.84761 12/11/2020	130,566	(1,605)	(0.00)
구입 EUR 판매 USD 에 0.84284 12/11/2020	90,035	(1,607)	(0.00)
구입 EUR 판매 GBP 에 1.09720 16/11/2020	128,914	(1,682)	(0.00)
구입 USD 판매 JPY 에 0.00949 12/11/2020	236,547	(1,723)	(0.00)
구입 AUD 판매 USD 에 1.38260 12/11/2020	62,025	(1,736)	(0.00)
구입 EUR 판매 USD 에 0.84277 12/11/2020	108,678	(1,950)	(0.00)
구입 NOK 판매 USD 에 8.99863 12/11/2020	48,217	(2,719)	(0.00)
구입 GBP 판매 USD 에 0.75898 12/11/2020	168,289	(2,815)	(0.00)
구입 SEK 판매 USD 에 8.69658 12/11/2020	136,545	(2,945)	(0.00)
구입 EUR 판매 USD 에 0.84324 12/11/2020	228,873	(3,981)	(0.00)
구입 USD 판매 GBP 에 1.28423 06/11/2020	459,023	(3,983)	(0.00)
구입 NOK 판매 USD 에 9.28964 12/11/2020	210,518	(5,446)	(0.00)
구입 EUR 판매 JPY 에 0.00803 19/11/2020	325,319	(6,977)	(0.00)
구입 EUR 판매 GBP 에 1.10323 19/11/2020	1,146,884	(8,683)	(0.00)
구입 EUR 판매 USD 에 0.84567 19/11/2020	36,404,321	(524,272)	(0.18)
		(449,580)	**(0.15)**

선물

	CCY	기본 노출	미실현 이익 / (손실) EUR	% 순자산
Euro-Bund Bond Future 08/12/2020	EUR	4,890,740	25,354	0.01
US Long Bond Future 21/12/2020	USD	(163,864)	3,533	0.00
10 Year Mini JGB Bond Future 11/12/2020	JPY	139,851,548	1,352	0.00
호주 10 년 Bond Future 15/12/2020	AUD	234,794	423	0.00
US Treasury Note 2 Year Bond Future 31/12/2020	USD	49,988	(2)	(0.00)
Japan 10 Year Bond Future 14/12/2020	JPY	(17,532,937)	(225)	(0.00)
Euro-Schatz Bond Future 08/12/2020	EUR	(151,724)	(236)	(0.00)
Canadian 10 Year Bond Future 18/12/2020	CAD	318,318	(423)	(0.00)
US Treasury Note 5 Year Bond Future 31/12/2020	USD	957,157	(1,770)	(0.00)
Long Gilt Bond Future 29/12/2020	GBP	498,452	(2,427)	(0.00)
US Ultra Bond Future 21/12/2020	USD	159,750	(2,968)	(0.00)
Euro-Bobl Bond Future 08/12/2020	EUR	(193,762)	(4,964)	(0.00)
US Treasury Note 10 Year Bond Future 21/12/2020	USD	1,338,839	(5,701)	(0.00)
미국 10 년 Ultra Bond Future 21/12/2020	USD	603,051	(6,988)	(0.00)
Euro-BTP Bond Future 08/12/2020	EUR	(2,187,096)	(20,532)	(0.01)
Euro Buxl 30 Year Bond Future 08/12/2020	EUR	(1,096,364)	(32,260)	(0.01)
S&P TSX 60 Index Future 17/12/2020	CAD	1,824,937	(59,149)	(0.02)
MSCI Europe Index Future 18/12/2020	EUR	1,255,851	(90,950)	(0.03)
E-Mini Russ 1000 Index Future 18/12/2020	USD	3,137,583	(91,167)	(0.03)
			(289,100)	**(0.10)**

금리 스왑

	CCY	기본 노출	미실현 이익 / (손실) EUR	% 순자산
Receive fixed 1.0872% pay float. (6m AUD BB) 27/03/2030	AUD	171,564	3,462	0.00
Receive fixed 0.4123% pay float. (6m CHF LIBOR) 04/06/2028	CHF	32,524	2,125	0.00
Receive fixed 0.2985% pay float. (6m CHF LIBOR) 31/07/2027	CHF	38,460	2,065	0.00
Receive fixed 0.9117% pay float. (6m AUD BB) 01/05/2030	AUD	124,404	1,246	0.00
Receive fixed 0.5323% pay float. (6m CHF LIBOR) 12/11/2028	CHF	14,229	1,090	0.00
Receive fixed 0.1818% pay float. (6m CHF LIBOR) 04/09/2027	CHF	15,652	726	0.00
Receive fixed 0.8077% pay float. (6m AUD BB) 17/07/2030	AUD	202,868	634	0.00
Receive fixed 0.4098% pay float. (6m CHF LIBOR) 04/04/2028	CHF	8,944	576	0.00
Receive fixed 0.3598% pay float. (3m STIBOR) 26/05/2030	SEK	326,459	262	0.00
Pay fixed -0.008% receive float. (6m JPY LIBOR) 26/05/2030	JPY	3,282,479	140	0.00
Pay fixed 0.5103% receive float. (3m NZ) 13/10/2030	NZD	124,811	38	0.00
Receive fixed -0.34% pay float. (6m CHF LIBOR) 10/08/2030	CHF	3,659	11	0.00
Receive fixed 0.2778% pay float. (3m STIBOR) 10/08/2030	SEK	63,828	(3)	(0.00)
Receive fixed 0.7477% pay float. (6m AUD BB) 07/08/2030	AUD	17,075	(11)	(0.00)
Receive fixed 0.7487% pay float. (6m AUD BB) 06/10/2030	AUD	65,861	(92)	(0.00)

현재 투자종목 명세서 2020년 10월 31일

	CCY	기본 노출	미실현 이익 / (손실) EUR	% 순자산
Pay fixed 0.061% receive float. (6m JPY LIBOR) 25/03/2030	JPY	7,757,773	(117)	(0.00)
Pay fixed -0.2458% receive float. (6m EURIBOR) 10/08/2030	EUR	34,150	(123)	(0.00)
Pay fixed 1.2025% receive float. (3m NZ) 19/08/2029	NZD	4,065	(158)	(0.00)
Pay fixed 0.0952% receive float. (6m JPY LIBOR) 16/12/2029	JPY	4,319,993	(192)	(0.00)
Pay fixed -0.2058% receive float. (6m EURIBOR) 09/03/2030	EUR	23,173	(215)	(0.00)
Pay fixed 0.6443% receive float. (3m NZ) 10/08/2030	NZD	31,711	(249)	(0.00)
Receive fixed 0.2253% pay float. (3m STIBOR) 16/03/2030	SEK	848,062	(286)	(0.00)
Receive fixed 0.0085% pay float. (6m JPY LIBOR) 24/06/2029	JPY	13,962,122	(338)	(0.00)
Pay fixed 0.1553% receive float. (6m CHF LIBOR) 11/06/2029	CHF	15,042	(339)	(0.00)
Receive fixed 0.9348% pay float. (3m CDOR) 06/08/2030	CAD	30,898	(356)	(0.00)
Pay fixed 2.415% receive float. (3m NZ) 12/02/2029	NZD	4,879	(469)	(0.00)
Receive fixed 0.0427% pay float. (6m JPY LIBOR) 13/08/2029	JPY	10,013,308	(518)	(0.00)
Pay fixed -0.1898% receive float. (6m EURIBOR) 20/07/2030	EUR	63,015	(590)	(0.00)
Pay fixed 0.1202% receive float. (6m JPY LIBOR) 08/01/2030	JPY	9,445,359	(592)	(0.00)
Pay fixed -0.1298% receive float. (6m EURIBOR) 25/05/2030	EUR	42,688	(679)	(0.00)
Pay fixed 1.3628% receive float. (3m NZ) 21/10/2029	NZD	17,482	(825)	(0.00)
Receive fixed 0.078% pay float. (6m JPY LIBOR) 27/08/2029	JPY	13,894,634	(1,083)	(0.00)
Pay fixed 1.193% receive float. (3m NZ) 14/10/2029	NZD	34,963	(1,343)	(0.00)
Pay fixed -0.0298% receive float. (6m EURIBOR) 06/04/2030	EUR	60,982	(1,588)	(0.00)
Pay fixed 0.1047% receive float. (6m EURIBOR) 24/03/2030	EUR	54,884	(2,145)	(0.00)
Pay fixed 0.7323% receive float. (3m NZ) 20/07/2030	NZD	182,947	(2,367)	(0.00)
Pay fixed -0.1578% receive float. (6m EURIBOR) 18/05/2030	EUR	194,737	(2,587)	(0.00)
Pay fixed 0.0857% receive float. (6m EURIBOR) 08/07/2029	EUR	73,179	(2,712)	(0.00)
Pay fixed 0.0317% receive float. (6m EURIBOR) 05/08/2029	EUR	100,824	(3,264)	(0.00)
Pay fixed -0.0133% receive float. (6m EURIBOR) 27/04/2030	EUR	139,853	(3,865)	(0.00)
Pay fixed 0.5237% receive float. (6m EURIBOR) 06/05/2029	EUR	52,486	(3,965)	(0.00)
Receive fixed 0.97% pay float. (3m CDOR) 16/07/2030	CAD	451,270	(4,108)	(0.00)
Pay fixed 0.5986% receive float. (6m WIBO) 08/06/2025	PLN	3,611,989	(5,331)	(0.00)
Pay fixed 3.241% receive float. (3m NZ) 11/06/2028	NZD	47,160	(5,986)	(0.00)
Pay fixed 0.2982% receive float. (6m EURIBOR) 10/06/2029	EUR	146,764	(8,189)	(0.00)
Pay fixed 0.68% receive float. (6m WIBO) 11/05/2025	PLN	3,653,746	(8,379)	(0.00)
Pay fixed 2.9% receive float. (3m New Zealand) 08/10/2028	NZD	87,815	(10,154)	(0.00)
Pay fixed 2.36% receive float. (3m New Zealand) 18/03/2029	NZD	110,175	(10,388)	(0.00)
			(71,231)	(0.02)

옵션

	CCY	Contracts	시장 가격 EUR	% 순자산
구입 풋 HSI 지수 22000 29/06/2021	HKD	1	977	0.00
구입 풋 HSI 지수 21600 29/06/2021	HKD	1	458	0.00
구입 풋 한국 Kospi 200 지수 285 10/06/2021	KRW	30,398	340	0.00
구입 풋 HSCEI 지수 8300 29/09/2021	HKD	1	261	0.00
구입 풋 한국 KOSPI 200 지수 280 10/06/2021	KRW	14,936	148	0.00
			2,184	0.00

인플레이션 스왑

	CCY	기본 노출	미실현 이익 / (손실) EUR	% 순자산
Receive fixed 1.975% pay float. (US CPI) 15/10/2030	USD	77,251	9	0.00
Receive fixed 1.754% pay float. (US CPI) 03/08/2030	USD	146,150	(4,143)	(0.00)
Receive fixed 1.778% pay float. (US CPI) 27/07/2030	USD	208,785	(4,941)	(0.00)
			(9,075)	(0.00)

하룻밤 지수 스왑

	CCY	기본 노출	미실현 이익 / (손실) EUR	% 순자산
Receive fixed 0.1098% pay float. (1d SONIA) 17/09/2030	GBP	205,307	(1,788)	(0.00)
			(1,788)	(0.00)

기타 자산 및 부채	4,930,789	1.68
순자산	293,536,949	100.00

지역별 배분

국가	국가 코드	% 순자산
미국	US	19.02
룩셈부르크	LU	11.96
프랑스	FR	11.48
아일랜드	IE	10.09
영국	GB	9.98
독일	DE	6.81
벨기에	BE	5.26
네덜란드	NL	4.95
스웨덴	SE	3.18
일본	JP	2.37
핀란드	FI	2.07
노르웨이	NO	1.65
덴마크	DK	1.60
이탈리아	IT	1.04
뉴질랜드	NZ	0.88
오스트리아	AT	0.82
스위스	CH	0.67
호주	AU	0.65
케이맨 제도	KY	0.61
초 국가	SU	0.59
스페인	ES	0.51
중국	CN	0.50
홍콩	HK	0.27
인도네시아	ID	0.25
싱가포르	SG	0.22
인도	IN	0.18
버진 아일랜드 (영국령)	VG	0.16
태국	TH	0.14
한국	KR	0.12
대만	TW	0.11
말레이시아	MY	0.05
모리셔스	MU	0.05
버뮤다	BM	0.04
멕시코	MX	0.04
필리핀	PH	0.04
포르투갈	PT	0.04
이스라엘	IL	0.04
남아프리카 공화국	ZA	0.03
캐나다	CA	0.03
Saudi Arabia	SA	0.02
모나코	MC	0.02
러시아	RU	0.01
베트남	VN	0.01
스리랑카	LK	0.01
아랍 에미리트	AE	0.01
브라질	BR	0.01
키프로스	CY	0.00
카자흐스탄	KZ	0.00
몽골리아	MN	0.00
칠레	CL	0.00
현금 및 기타 순자산		1.42

Fidelity Institutional Target™ 2025 (Euro) Fund [1,4,5]

현재 투자종목 명세서서 2020년 10월 31일

공인된 주식 또는 공식 증권거래소에서 거래됨

에너지

	국가 코드	CCY	주식 또는 명목	시장 가격 EUR	% 순자산
Repsol International Fin. 4.247% VRN (Perpetual)	NL	EUR	491,424	499,409	0.15
BP Capital Markets 3.625% VRN (Perpetual)	GB	EUR	471,451	484,945	0.14
Eni 3.375% VRN (Perpetual)	IT	EUR	443,826	440,059	0.13
Equinor	NO	NOK	25,592	279,303	0.08
Total	FR	EUR	9,991	257,972	0.08
Equinor 3.125% 06/04/2030	NO	USD	226,244	214,950	0.06
Royal Dutch Shell (B)	NL	GBP	20,494	211,704	0.06
Energy Transfer Operating 6.25% 15/04/2049	US	USD	189,222	171,327	0.05
BP Capital Markets 3.25% VRN (Perpetual)	GB	EUR	160,510	165,183	0.05
Marathon Petroleum	US	USD	6,188	151,747	0.04
Equinor 3.70% 06/04/2050	NO	USD	154,796	148,326	0.04
Shell Int'l Finance 3.25% 06/04/2050	NL	USD	154,943	137,696	0.04
SBM Offshore	NL	EUR	9,377	129,775	0.04
Eni 2.625% VRN (Perpetual)	IT	EUR	127,276	126,235	0.04
BP Capital Markets 3.161% 17/03/2021 EMTN	GB	USD	137,117	118,742	0.03
Saudi Arabian Oil 2.75% 16/04/2022 Reg S	SA	USD	120,663	106,004	0.03
John Wood Group	GB	GBP	43,230	101,952	0.03
TOTAL 3.875% VRN (Perpetual) EMTN	FR	EUR	95,589	99,725	0.03
Energy Transfer Operating 6.00% 15/06/2048	US	USD	112,436	99,004	0.03
Energy Transfer Operating 5.00% 15/05/2050	US	USD	119,566	95,882	0.03
Valero Energy 2.70% 15/04/2023	US	USD	91,412	80,760	0.02
Pertamina Persero 3.10% 27/08/2030 Reg S	ID	USD	88,322	78,593	0.02
BP Capital Markets 1.00% 28/04/2023	GB	GBP	69,473	77,463	0.02
Pioneer Natural Resources 1.90% 15/08/2030	US	USD	91,412	73,602	0.02
BP Capital Markets 4.375% VRN (Perpetual)	GB	USD	82,636	73,412	0.02
Energy Transfer Operating 5.25% 15/04/2029	US	USD	76,786	71,444	0.02
PTT	TH	THB	82,391	70,183	0.02
Equinor 2.38% 22/05/2030	NO	USD	74,226	66,503	0.02
Chevron	US	USD	1,124	66,086	0.02
Medco Bell Pte 6.375% 30/01/2027 Reg S	SG	USD	84,958	64,572	0.02
Pertamina Persero 4.15% 25/02/2060 Reg S	ID	USD	68,000	58,208	0.02
Marathon Petroleum 6.50% 01/03/2041	US	USD	53,968	54,153	0.02
Medco Oak Tree Pte 7.375% 14/05/2026 Reg S	SG	USD	62,751	52,365	0.02
Energy Transfer Operating 4.05% 15/03/2025	US	USD	56,675	51,203	0.01
CNOOC	CN	HKD	58,341	45,667	0.01
Cespa Finance 2.25% 13/02/2026 EMTN	ES	EUR	41,270	43,076	0.01
Repsol Int'l Finance 4.50% VRN 25/03/2075	NL	EUR	39,829	41,322	0.01
ONEOK 3.40% 01/09/2029	US	USD	47,619	39,814	0.01
Reliance Industries	IN	INR	1,652	39,250	0.01
ONEOK 7.50% 01/09/2023	US	USD	39,920	38,992	0.01
Shell International Fin. 1.25% 11/11/2032 EMTN	NL	EUR	35,857	38,944	0.01
Energy Transfer Operating 4.50% 15/04/2024	US	USD	42,506	38,757	0.01
Cairn Energy	GB	GBP	22,053	34,084	0.01
China Petroleum & Chemical (H)	CN	HKD	100,966	33,789	0.01
Royal Dutch Shell (A) (NL)	NL	EUR	3,041	33,103	0.01
Hess 5.80% 01/04/2047	US	USD	33,333	32,054	0.01
Periama Holdings 5.95% 19/04/2026	US	USD	37,011	31,847	0.01
Indika Energy Capital 8.25% 22/10/2025 Reg S	SG	USD	37,011	31,758	0.01
Puma Int'l Fin. 5.125% 06/10/2024 Reg S	LU	USD	41,782	30,493	0.01
Diversified Gas & Oil	US	GBP	23,717	29,483	0.01
Hessen 5.60% 15/02/2041	US	USD	31,746	29,209	0.01
Delek & Avner Tamar Bond 5.412% 30/12/2025	IL	USD	31,746	27,979	0.01
Chevron 3.078% 11/05/2050	US	USD	29,654	26,472	0.01
Lundin Energy	SE	SEK	1,580	25,919	0.01
Repsol Intl. Finance 3.75% VRN (Perpetual)	NL	EUR	23,897	23,996	0.01
Adaro Indonesia 4.25% 31/10/2024 Reg S	ID	USD	28,061	23,996	0.01
Pertamina Persero 6.50% 27/05/2041 Reg S	ID	USD	21,482	23,795	0.01
Galp Energia SGPS	PT	EUR	3,332	23,168	0.01
Pertamina Persero 6.00% 03/05/2042 Reg S	ID	USD	21,445	22,465	0.01
Jadestone Energy	SG	GBP	38,856	19,874	0.01
China Shenhua Energy (H)	CN	HKD	13,248	19,697	0.01
HPCL-Mittal Energy 5.25% 28/04/2027	IN	USD	20,188	17,665	0.01
ABM Investama 7.125% 01/08/2022 Reg S	ID	USD	31,291	17,525	0.01
Mongolian Mining 9.25% 15/04/2024 Reg S	SU	USD	23,553	16,472	0.00
Puma Int'l Fin. 5.00% 24/01/2026 Reg S	LU	USD	20,861	14,837	0.00
Equinor 1.375% 22/05/2032 EMTN	NO	EUR	11,968	13,243	0.00
Thaioil Treasury Centre 3.75% 18/06/2050 Reg S	TH	USD	14,300	11,356	0.00
Thaioil Treasury Centre 4.875% 23/01/2043 Reg S	TH	USD	10,935	10,349	0.00
PetroChina (H)	CN	HKD	39,722	9,558	0.00
Reabold Resources	GB	GBP	1,324,422	8,615	0.00
Kosmos Energy	US	GBP	8,538	7,809	0.00
CGG	FR	EUR	11,491	5,511	0.00
Longboat Energy	GB	GBP	5,300	5,186	0.00
Denbury	US	USD	278	3,916	0.00
Star Petroleum Refining	TH	THB	19,739	2,872	0.00
China Oilfield Services (H)	CN	HKD	3,942	2,041	0.00
Reliance Industries	IN	INR	96	1,319	0.00
				5,975,764	**1.74**

유틸리티

	국가 코드	CCY	주식 또는 명목	시장 가격 EUR	% 순자산
Greencoat Renewables	IE	EUR	1,198,952	1,402,773	0.41
Renewables Infrastructure Group	GB	GBP	819,444	1,231,890	0.36
NextEra Energy	US	USD	6,584	417,000	0.12
National Grid	GB	GBP	40,236	411,156	0.12
US Solar Fund	GB	USD	358,217	303,626	0.09
Enel 8.75% VRN 24/09/2073	IT	USD	254,599	252,337	0.07
Enel	IT	EUR	30,274	206,890	0.06
EDF 6.00% VRN (Perpetual) EMTN	FR	GBP	151,203	182,735	0.05
Engie	FR	EUR	15,648	162,500	0.05
NGG Finance 5.625% VRN 18/06/2073	GB	GBP	122,911	154,487	0.05
Fortum	FI	EUR	8,197	132,380	0.04
NextEra Energy Capital 2.25% 01/06/2030	US	USD	124,923	111,014	0.03
EDF 3.375% VRN (Perpetual)	FR	EUR	101,774	100,123	0.03
Iberdrola International 2.250% VRN (Perpetual)	NL	EUR	96,210	96,237	0.03
American Water Works	US	USD	719	93,452	0.03
EDF 5.375% VRN (Perpetual) EMTN	FR	EUR	79,657	87,576	0.03
Exelon	US	USD	2,536	86,676	0.03
Innogy Finance 6.25% 03/06/2030 EMTN	NL	GBP	53,968	85,121	0.02
CMS Energy	US	USD	1,530	83,648	0.02
SSE 3.74% VRN (Perpetual)	GB	GBP	63,726	73,055	0.02
Tennet Holdings 2.995% VRN (Perpetual)	NL	EUR	68,341	70,627	0.02
DWR Cymru Financing UK 1.625% 31/03/2026 EMTN	GB	GBP	59,476	66,872	0.02
Tennet Holdings 2.374% VRN (Perpetual)	NL	EUR	62,099	62,576	0.02
EDF 4.00% VRN (Perpetual)	FR	EUR	50,881	52,980	0.02
SP Powerassets 3.00% 26/09/2027 Reg S	SG	USD	52,381	49,283	0.01
Edison International 5.75% 15/06/2027	US	USD	47,619	46,458	0.01
NextEra Energy Capital Holdings 2.75% 01/11/2029	US	USD	47,619	43,977	0.01
Greenko Investment 4.875% 16/08/2023 Reg S	MU	USD	46,702	40,338	0.01
Italgas	IT	EUR	7,875	39,074	0.01
Perusahaan Listrik Negara 4.375% 05/02/2050 Reg S	ID	USD	42,731	38,145	0.01
RWE	DE	EUR	1,162	36,955	0.01
United Utilities Group	GB	GBP	3,776	36,254	0.01
Perusahaan Listrik Negara 4.00% 30/06/2050 Reg S	ID	USD	41,217	35,060	0.01
Star Energy Geothermal 6.75% 24/04/2033 Reg S	VG	USD	35,443	33,620	0.01
ReNew Power 5.875% 05/03/2027 Reg S	IN	USD	37,348	32,919	0.01
Star Energy Geothermal 4.85% 14/10/2038 Reg S	BM	USD	35,356	31,230	0.01
Greenko Solar Mauritius 5.95% 29/07/2026 Reg S	MU	USD	32,099	29,159	0.01
Greenko Solar Mauritius 5.55% 29/01/2025 Reg S	MU	USD	30,316	26,821	0.01
SSE 4.75% VRN 16/09/2077	GB	USD	29,712	26,395	0.01
Tenaga Nasional	MY	MYR	13,198	26,002	0.01
Orsted 1.75% VRN 09/12/3019	DK	EUR	25,889	25,928	0.01
CLP Power Hong Kong Fin. 2.125% 30/06/2030 EMTN	VG	USD	26,190	22,605	0.01
Mega First	MY	MYR	15,405	22,145	0.01
First Gen	PH	PHP	42,066	21,261	0.01
SMC Global Power Holdings 5.95% VRN (Perpetual)	PH	USD	25,403	21,091	0.01
Severn Trent Utilities Fin. 2.00% 02/06/2040 EMTN	GB	GBP	17,301	20,237	0.01
Rubis	FR	EUR	664	18,713	0.01
Power Grid Corporation of (India)	IN	INR	9,044	17,889	0.01
EDP Finance 8.625% 04/01/2024 EMTN	NL	GBP	11,127	15,294	0.00
Neerg Energy 6.00% 13/02/2022 Reg S	MU	USD	17,328	15,133	0.00
ELM For Firmenich Intel. 3.75% VRN (Perpetual)	NL	EUR	13,542	14,117	0.00
GCL New Energy Holdings 7.10% 30/01/2021	BM	USD	26,917	11,205	0.00
Cikarang Listrindo	ID	IDR	302,962	10,610	0.00
SMC Global Power Holdings 5.70% VRN (Perpetual)	PH	USD	12,281	10,001	0.00
Guangdong Investment	HK	HKD	7,143	9,092	0.00
China Resources Power Holdings	HK	HKD	9,977	8,912	0.00
ENN Energy 2.625% 17/09/2030 Reg S	KY	USD	8,243	7,124	0.00
EDF 3.00% VRN (Perpetual)	FR	EUR	6,373	6,271	0.00
CK Infrastructure Holdings	HK	HKD	1,538	6,223	0.00
Huadian Power International (H)	CN	HKD	24,449	5,204	0.00
West Holdings	JP	JPY	171	5,024	0.00
China Resources Gas Group	HK	HKD	1,247	4,647	0.00
				6,798,147	**1.98**

소재

	국가 코드	CCY	주식 또는 명목	시장 가격 EUR	% 순자산
Air Products and Chemicals	US	USD	1,634	386,234	0.11
Ashland 6.875% 15/05/2043	US	USD	271,328	299,427	0.09
BHP Group (UK)	AU	GBP	14,739	244,225	0.07
FMC	US	USD	2,399	211,188	0.06
Arcelormittal	LU	EUR	17,714	206,401	0.06
Indonesia 5.71% 15/11/2023 Reg S	ID	USD	207,139	195,840	0.06
Air Liquide	FR	EUR	1,429	179,386	0.05
Arcelormittal 7.25% 15/10/2039	LU	USD	150,537	158,107	0.05
DuPont de Nemours 2.169% 01/05/2023	US	USD	159,605	138,345	0.04
ABJA Investment 5.45% 24/01/2028	SG	USD	163,859	136,157	0.04
Ball 5.25% 01/07/2025	US	USD	137,940	134,134	0.04
Celanese	US	USD	1,289	124,451	0.04
LYB International Finance 3.80% 10/01/2060	US	USD	136,733	113,657	0.03
DuPont de Nemours	US	USD	2,198	106,868	0.03
Indonesia 5.23% 15/11/2021 Reg S	ID	USD	103,295	92,253	0.03
Victrex	GB	GBP	4,407	90,414	0.03

* 이사회 결정으로 가격이 책정된 유가증권.
전체 주석 목록은 6페이지에 나와 있습니다.
별첨 재무제표에 대한 주석은 본 재무제표의 중요한 일부입니다. 투자종목 명세서 및 지역별 배분의 순자산 비율은 반올림되었습니다.

현재 투자종목 명세서서 2020년 10월 31일

	국가 코드	CCY	주식 또는 명목	시장 가격 EUR순	% 자산
Shin-Etsu Chemical	JP	JPY	734	84,228	0.02
Endeavour Mining	MC	CAD	3,993	82,636	0.02
Solvay Finance 5.869% VRN (Perpetual)	FR	EUR	71,692	79,666	0.02
LYB International Finance 3.375% 01/10/2040	US	USD	92,179	78,748	0.02
JSW Steel 5.375% 04/04/2025	IN	USD	85,281	73,260	0.02
Holcim Finance Luxembourg 3.00% VRN (Perpetual)	LU	EUR	71,293	72,735	0.02
NOF	JP	JPY	1,886	60,864	0.02
BHP Billiton Finance 5.625% VRN 22/10/2079	AU	EUR	50,471	59,152	0.02
LafargeHolcim	CH	CHF	1,600	58,967	0.02
Kansai Paint	JP	JPY	2,505	55,485	0.02
Sig Combib 2.125% 18/06/2025 Reg S	LU	EUR	54,116	55,369	0.02
Anglo American	GB	GBP	2,618	52,718	0.02
Kenmare Resources	IE	GBP	16,119	51,976	0.02
Fuchs Petrolub (Pref'd)	DE	EUR	1,122	49,589	0.01
Inalum 6.53% 15/11/2028 Reg S	ID	USD	47,077	49,321	0.01
Gold Fields Orogen Hldgs 6.125% 15/05/2029 Reg S	VG	USD	47,619	48,843	0.01
SIG Combibloc Group	CH	CHF	2,650	46,786	0.01
Vedanta Resources 6.125% 09/08/2024 Reg S	GB	USD	90,893	45,661	0.01
JSW Steel 5.95% 18/04/2024	IN	USD	49,636	43,779	0.01
Suzano Austria 3.75% 15/01/2031	AT	USD	48,412	42,749	0.01
Internatinl Flavors & Fragrances 1.80% 25/09/2026	US	EUR	39,682	42,324	0.01
Synthomer	GB	GBP	9,923	41,620	0.01
Siam Cement	TH	THB	4,411	40,955	0.01
DS Smith 1.375% 26/07/2024	GB	EUR	39,682	40,852	0.01
BHP Billiton Finance 6.50% VRN 22/10/2077	AU	GBP	31,863	38,795	0.01
Sibanye Stillwater	ZA	ZAR	14,708	36,485	0.01
Essentra	GB	GBP	13,257	36,352	0.01
Ball 1.50% 15/03/2027	US	EUR	31,746	31,244	0.01
Huhtamaki	FI	EUR	730	30,616	0.01
Wienerberger	AT	EUR	1,389	30,091	0.01
Verallia	FR	EUR	1,129	26,988	0.01
Rhi Magnesita	AT	GBP	941	26,796	0.01
Solvay 4.25% VRN (Perpetual)	BE	EUR	25,490	26,760	0.01
UPL 5.25% VRN (Perpetual)	MU	USD	30,955	25,070	0.01
Boliden (B)	SE	SEK	965	22,658	0.01
Baoshan Iron & Steel (A)	CN	CNY	32,925	22,555	0.01
Sumitomo Bakelite	JP	JPY	873	21,216	0.01
Sumitomo Metal Mining	JP	JPY	752	20,055	0.01
Korea Zinc	KR	KRW	69	19,925	0.01
Vedanta Resources 6.375% 30/07/2022 Reg S	GB	USD	30,417	18,484	0.01
ATA IMS	MY	MYR	42,799	18,467	0.01
Fujimi	JP	JPY	590	18,044	0.01
Anhui Conch Cement (A)	CN	CNY	2,642	17,260	0.01
Glencore	CH	GBP	9,416	16,323	0.00
Harmony Gold Mining	ZA	ZAR	3,851	16,235	0.00
Nabaltec	DE	EUR	743	14,792	0.00
BHP Group	AU	AUD	692	14,164	0.00
UltraTech Cement	IN	INR	262	13,869	0.00
Vedanta Resources 7.125% 31/05/2023 Reg S	GB	USD	26,009	13,841	0.00
Nickel Mines	AU	AUD	25,461	13,743	0.00
Tianqi Fin 3.75% 28/11/2022	VG	USD	37,395	13,375	0.00
Scientex	MY	MYR	5,353	13,145	0.00
Trafigura Group Pte 6.875% VRN (Perpetual)	SG	USD	14,717	11,975	0.00
Air Water	JP	JPY	918	11,264	0.00
Merdeka Copper Gold	ID	IDR	99,286	10,629	0.00
Indocement Tunggal Prakarsa (A)	ID	IDR	14,847	10,517	0.00
Evolution Mining	AU	AUD	2,656	8,921	0.00
West China Cement	CN	HKD	68,381	8,722	0.00
DS Smith 0.875% 12/09/2026 EMTN	GB	EUR	7,936	8,005	0.00
Jiangxi Copper (H)	CN	HKD	6,895	7,061	0.00
Fuso Chemical	JP	JPY	238	6,989	0.00
TOA Paint Thailand	TH	THB	7,672	6,799	0.00
Ivanhoe Mines	CA	CAD	2,039	6,704	0.00
Skshu Paint (A)	CN	CNY	292	5,552	0.00
Lotte Chemical Titan Holding	MY	MYR	11,665	5,015	0.00
Sahamitr Pressure Container	TH	THB	15,715	4,877	0.00
Shenzhen YUTO Packaging Technology	CN	CNY	1,241	4,712	0.00
Aluminum Corp of China	CN	HKD	23,551	4,412	0.00
Beijing Oriental Yuhong Waterproof Technology (A)	CN	CNY	922	4,395	0.00
Angang Steel (H)	CN	HKD	16,350	4,119	0.00
Skshu Paint (A)	CN	CNY	160	3,049	0.00
Shenzhen YUTO Packaging Technology	CN	CNY	487	1,851	0.00
Baoshan Iron & Steel (A)	CN	CNY	2,600	1,781	0.00
Blackstone Minerals	AU	AUD	7,803	1,626	0.00
Daiken	JP	JPY	62	991	0.00
Osaka Organic Chemical Industry	JP	JPY	20	444	0.00
				4,933,128	**1.44**

산업재

	국가 코드	CCY	주식 또는 명목	시장 가격 EUR순	% 자산
Doric Nimrod Air Three (Pref'd)	GB	GBP	1,392,325	596,043	0.17
Wolters Kluwer	NL	EUR	7,376	513,229	0.15
Siemens	DE	EUR	4,766	479,930	0.14
Doric Nimrod Air Two Perpetual (Pref'd)	GB	GBP	512,302	415,839	0.12
Amedeo Air Four Plus	GB	GBP	1,056,282	381,715	0.11
Norfolk Southern	US	USD	1,922	340,732	0.10
SKF	SE	SEK	18,241	320,914	0.09
Allison Transmission Holdings	US	USD	9,728	296,326	0.09
Epiroc	SE	SEK	22,521	277,477	0.08
RELX	GB	EUR	14,531	247,096	0.07
Johnson Controls International	US	USD	6,153	220,882	0.06
TransUnion	US	USD	3,084	209,461	0.06
DCC	IE	GBP	3,628	202,672	0.06
XPO Logistics	US	USD	2,518	193,054	0.06
MISUMI Group	JP	JPY	6,957	177,435	0.05
Daikin Industries	JP	JPY	1,037	166,580	0.05
Kansas City Southern	US	USD	1,049	157,675	0.05
Oshkosh	US	USD	2,557	148,428	0.04
Harmonic Drive Systems	JP	JPY	2,510	142,736	0.04
FANUC	JP	JPY	782	142,118	0.04
Meggitt	GB	GBP	43,606	132,515	0.04
United Rentals	US	USD	835	126,767	0.04
Nidec	JP	JPY	1,430	123,878	0.04
Makita	JP	JPY	2,955	112,168	0.03
Casella Waste Systems	US	USD	2,360	111,781	0.03
Sandvik	SE	SEK	7,264	111,179	0.03
ITOCHU	JP	JPY	5,215	107,553	0.03
Recruit Holdings	JP	JPY	3,254	106,411	0.03
Vinci	FR	EUR	1,523	103,302	0.03
JB Hunt Transport Services	US	USD	984	102,216	0.03
FTI Consulting	US	USD	1,185	100,790	0.03
SMC	JP	JPY	213	97,293	0.03
Fortive	US	USD	1,800	95,131	0.03
WW Grainger	US	USD	317	95,023	0.03
Aalberts	NL	EUR	3,005	86,675	0.03
Wizz Air Holdings	CH	GBP	2,405	85,423	0.02
L3Harris Technologies	US	USD	609	82,988	0.02
Boeing 3.10% 01/05/2026	US	USD	91,412	79,378	0.02
Ashtead Capital 4.125% 15/08/2025 144A	US	USD	89,583	79,166	0.02
Daifuku	JP	JPY	864	76,471	0.02
Miura	JP	JPY	1,875	75,844	0.02
Southwest Airlines 5.125% 15/06/2027	US	USD	70,954	67,816	0.02
MTR 1.625% 19/08/2030 EMTN	HK	USD	79,364	66,574	0.02
DP World 2.375% 25/09/2026 Reg S	AE	EUR	63,492	64,085	0.02
ManpowerGroup	US	USD	1,094	63,310	0.02
Rolls-Royce 5.75% 15/10/2027 Reg S	GB	GBP	52,836	58,928	0.02
Air Lease	US	USD	2,466	57,697	0.02
Schaeffler Finance 3.25% 15/05/2025 Reg S	NL	EUR	55,555	56,382	0.02
Balfour Beatty	GB	GBP	21,890	51,989	0.02
Holding d'Infrastructures 2.50% 04/05/2027 EMTN	FR	EUR	47,619	51,860	0.02
AA Bond 2.75% 31/07/2023 EMTN	GB	GBP	47,619	51,254	0.01
Techtronic Industries	HK	HKD	4,302	49,662	0.01
Rolls-Royce 5.75% 15/10/2027 144A	GB	USD	54,902	47,772	0.01
DKSH Holding	CH	CHF	797	44,037	0.01
Volvo Treasury 4.85% VRN 10/03/2078	SE	EUR	39,829	42,948	0.01
Alpha Financial Markets Consulting	GB	GBP	17,725	42,374	0.01
Flughafen Zuerich	CH	CHF	362	41,888	0.01
Delhi Int'l Airport 6.125% 31/10/2026 Reg S	IN	USD	47,139	41,263	0.01
Morgan Advanced Materials	GB	GBP	14,689	40,834	0.01
Sany Heavy Industry (A)	CN	CNY	11,543	38,472	0.01
Xylem 2.25% 30/01/2031	US	USD	42,730	38,402	0.01
Delhi Int'l Airport 6.45% 04/06/2029 Reg S	IN	USD	44,245	38,384	0.01
Heathrow Funding 5.225% 15/02/2023 Reg S	GB	GBP	31,746	37,774	0.01
Varta	DE	EUR	344	37,004	0.01
Safran	FR	EUR	400	36,199	0.01
Holding d'Infrastructures 1.625% 27/11/2027 EMTN	FR	EUR	34,920	36,095	0.01
Indika Energy Capital Pte 5.875% 09/11/2024 Reg S	SG	USD	43,741	35,520	0.01
Ryanair 1.125% 15/08/2023 EMTN	IE	EUR	36,904	35,345	0.01
RELX	GB	GBP	2,031	34,503	0.01
Inspired Energy	GB	GBP	239,574	33,965	0.01
THK	JP	JPY	1,424	32,408	0.01
UT Group	JP	JPY	1,206	32,305	0.01
Mexico City Airport Trust 5.50% 31/07/2047 Reg S	MX	USD	41,270	30,384	0.01
Boeing 4.875% 01/05/2025	US	USD	31,746	29,658	0.01
National Express Group 2.375% 20/11/2028	GB	GBP	26,984	29,501	0.01
Airports of Thailand	TH	THB	20,660	29,336	0.01
Easyjet 1.75% 09/02/2023 EMTN	GB	EUR	31,746	29,247	0.01
eHi Car Services 5.875% 14/08/2022	KY	USD	39,703	29,135	0.01
Assa Abloy	SE	SEK	1,553	28,641	0.01
Ashtead Capital 4.375% 15/08/2027 144A	US	USD	31,746	28,611	0.01
General Electric 4.35% 01/05/2050	US	USD	31,143	28,533	0.01
Singapore Technologies Engineering	SG	SGD	11,996	26,325	0.01
Airbus 2.375% 09/06/2040 EMTN	NL	EUR	24,016	25,099	0.01
Zhuzhou CRRC Times Electric (H)	CN	HKD	9,466	25,010	0.01
Inwido	SE	SEK	2,733	24,895	0.01
Yaskawa Electric	JP	JPY	740	24,688	0.01
SITC International Holdings	HK	HKD	17,524	23,227	0.01
Secom	JP	JPY	318	23,037	0.01
International Container Terminal Services	PH	PHP	10,624	21,667	0.01
LISI	FR	EUR	1,508	20,935	0.01
Weichai Power (A)	CN	CNY	10,615	20,604	0.01

현재 투자종목 명세서서 2020년 10월 31일

	국가 코드	CCY	주식 또는 명목	시장 가격 EUR순	% 자산
Clarkson	GB	GBP	921	20,594	0.01
SHO-BOND Holdings	JP	JPY	477	19,765	0.01
RAC Bond 4.87% 06/05/2026 EMTN	GB	GBP	17,460	19,665	0.01
Simplybiz Group	GB	GBP	12,714	19,510	0.01
Hitachi Construction Machinery	JP	JPY	894	18,914	0.01
Ryanair 2.875% 15/09/2025 EMTN	IE	EUR	18,254	18,239	0.01
Hitachi Transport System	JP	JPY	670	18,229	0.01
Kerry Logistics Network	HK	HKD	9,246	16,570	0.00
Penta-Ocean Construction	JP	JPY	3,032	16,516	0.00
Heathrow Funding 2.75% 13/10/2031 EMTN	GB	GBP	14,397	15,994	0.00
Arwana Citramulia	ID	IDR	546,055	15,884	0.00
Hazama Ando	JP	JPY	2,952	15,755	0.00
Siemens Energy	DE	EUR	831	15,630	0.00
Boeing 2.50% 01/03/2025	US	USD	18,282	15,611	0.00
Ayala	PH	PHP	1,084	14,674	0.00
Heathrow Funding 9.20% 29/03/2021 EMTN	GB	GBP	12,698	14,527	0.00
CKD	JP	JPY	950	13,574	0.00
GMR Int'l Airport 4.25% 27/10/2027 Reg S	IN	USD	17,180	13,347	0.00
Trusco Nakayama	JP	JPY	561	12,418	0.00
Makuake	JP	JPY	125	12,152	0.00
COMSYS Holdings	JP	JPY	503	10,966	0.00
Caverion	FI	EUR	1,908	10,745	0.00
GMR Int'l Airport 5.375% 10/04/2024 Reg S	IN	USD	12,113	10,279	0.00
Greentown Service Group	CN	HKD	10,867	10,237	0.00
Raito Kogyo	JP	JPY	830	10,111	0.00
Sinotruk (Hong Kong)	CN	HKD	4,403	9,661	0.00
Raksul	JP	JPY	227	9,489	0.00
Beijing Capital International Airport (H)	CN	HKD	17,363	9,106	0.00
Senior	GB	GBP	14,329	8,731	0.00
LT Group	PH	PHP	42,327	8,662	0.00
CAR 8.875% 10/05/2022	KY	USD	11,608	8,606	0.00
Cebu Air	PH	PHP	12,386	8,522	0.00
Sohgo Security Services	JP	JPY	211	8,442	0.00
Daqin Railway (A)	CN	CNY	10,213	8,395	0.00
Weichai Power (H)	CN	HKD	4,899	7,971	0.00
L3 Technologies 3.85% 15/12/2026	US	USD	7,936	7,699	0.00
China Singyes Energy Hldgs 6.00% 19/12/2022 Reg S	BM	USD	9,542	7,474	0.00
Sany Heavy Industry (A)	CN	CNY	2,231	7,435	0.00
Pacific Basin Shipping	HK	HKD	59,036	7,399	0.00
Country Garden Services Holdings	CN	HKD	1,367	7,389	0.00
Titan Wind Energy Suzhou	CN	CNY	7,883	7,261	0.00
Sumitomo Densetsu	JP	JPY	353	7,215	0.00
Sime Darby	MY	MYR	13,833	6,886	0.00
Sinotrans (H)	CN	HKD	26,932	6,845	0.00
Shanghai M&G Stationery	CN	CNY	659	6,794	0.00
Yamazen	JP	JPY	791	6,659	0.00
Sinopec Engineering Group (H)	CN	HKD	19,249	6,421	0.00
Fuji Electric	JP	JPY	242	6,292	0.00
SBS Transit	SG	SGD	3,443	6,171	0.00
Prestige International	JP	JPY	840	6,138	0.00
Kung Long Batteries Industrial	TW	TWD	1,467	6,035	0.00
Guangshen Railway (H)	CN	HKD	42,013	6,008	0.00
Sankyu	JP	JPY	184	5,670	0.00
MonotaRO	JP	JPY	117	5,565	0.00
Dynasty Ceramic	TH	THB	87,823	5,562	0.00
Sino-Thai Engineering & Construction	TH	THB	19,564	5,426	0.00
TechnoPro Holdings	JP	JPY	100	5,369	0.00
Service Stream	AU	AUD	4,357	5,273	0.00
Surya Pertiwi	ID	IDR	223,560	5,233	0.00
AA Bond 5.50% 31/07/2022 Reg S	GB	GBP	4,795	4,860	0.00
Nihon Flush	JP	JPY	435	4,823	0.00
Air China (H)	CN	HKD	8,637	4,794	0.00
Kito	JP	JPY	442	4,682	0.00
China Southern Airlines (H)	CN	HKD	10,023	4,503	0.00
Muhibbah Engineering	MY	MYR	29,271	4,414	0.00
Hyundai Mipo Dockyard	KR	KRW	207	4,410	0.00
CIMC Enric Holdings	HK	HKD	10,671	4,313	0.00
Nomura	JP	JPY	712	3,953	0.00
Kubota	JP	JPY	258	3,855	0.00
Rozetta	JP	JPY	230	3,773	0.00
Keppel	SG	SGD	1,338	3,693	0.00
Raiznext	JP	JPY	366	3,640	0.00
Ushio	JP	JPY	378	3,623	0.00
Nippo	JP	JPY	157	3,464	0.00
Trancom	JP	JPY	54	3,358	0.00
Daiho	JP	JPY	113	3,110	0.00
Sekisui Jushi	JP	JPY	179	3,100	0.00
Abist	JP	JPY	139	3,051	0.00
Hong Leong Industries	MY	MYR	1,927	2,970	0.00
Aeon Delight	JP	JPY	125	2,838	0.00
Sanwa Holdings	JP	JPY	284	2,780	0.00
Takuma	JP	JPY	203	2,663	0.00
Taikisha	JP	JPY	111	2,478	0.00
Cardig Aero Services	ID	IDR	197,441	2,295	0.00
TOKAI Holdings	JP	JPY	269	2,289	0.00
Techno Smart	JP	JPY	266	1,926	0.00
NARI Technology	CN	CNY	687	1,833	0.00
Nitta	JP	JPY	101	1,826	0.00
Nitto Boseki	JP	JPY	57	1,800	0.00
Monalisa Group	CN	CNY	391	1,505	0.00
Anhui Heli Co	CN	CNY	766	1,385	0.00
Weichai Power (A)	CN	CNY	641	1,244	0.00
Nippon Road Co	JP	JPY	18	1,108	0.00
Koentec	KR	KRW	152	974	0.00
Hirano Tecseed/Kinzoku	JP	JPY	64	814	0.00
Business Online	TH	THB	3,393	550	0.00
China Index Holdings ADR	CN	USD	388	430	0.00
Kosaido	JP	JPY	23	116	0.00
				10,358,829	3.02

정보 기술

	국가 코드	CCY	주식 또는 명목	시장 가격 EUR순	% 자산
Microsoft	US	USD	7,389	1,277,861	0.37
Alphabet (A)	US	USD	736	1,025,402	0.30
Facebook	US	USD	2,909	662,958	0.19
Apple	US	USD	6,996	653,794	0.19
Visa	US	USD	3,276	507,032	0.15
SAP	DE	EUR	4,992	456,702	0.13
NXP Semiconductors	NL	USD	3,168	364,593	0.11
Taiwan Semiconductor Manufacturing	TW	TWD	27,271	353,987	0.10
Fidelity National Information Services	US	USD	3,267	348,734	0.10
Salesforce.com	US	USD	1,676	332,962	0.10
Tencent Holdings	CN	HKD	4,977	325,703	0.10
Infineon Tech. 2.00% 24/06/2032 EMTN	DE	EUR	299,069	324,980	0.09
Alphabet	US	USD	226	315,726	0.09
Intel	US	USD	8,021	302,577	0.09
Fiserv	US	USD	3,519	285,537	0.08
Samsung Electronics	KR	KRW	6,030	260,047	0.08
Qualcomm	US	USD	2,006	212,111	0.06
Keyence	JP	JPY	540	210,561	0.06
Capgemini	FR	EUR	2,085	206,665	0.06
Oracle	US	USD	4,015	192,863	0.06
SS&C Technologies Holdings	US	USD	3,637	185,294	0.05
IPG Photonics	US	USD	1,025	164,194	0.05
Workday	US	USD	903	163,512	0.05
Sage Group	GB	GBP	23,083	163,139	0.05
SYNNEX	US	USD	1,434	161,658	0.05
VMware	US	USD	1,412	155,234	0.05
Lam Research	US	USD	516	153,178	0.04
Murata Manufacturing	JP	JPY	2,217	134,009	0.04
CDW	US	USD	1,251	131,153	0.04
Shimadzu	JP	JPY	4,906	120,415	0.04
VMware 4.70% 15/05/2030	US	USD	118,213	119,923	0.03
Amadeus IT Group 1.50% 09/04/2025	ES	EUR	95,068	112,394	0.03
Tokyo Electron	JP	JPY	462	106,609	0.03
Cognex	US	USD	1,852	104,800	0.03
Network i2i 5.650% VRN (Perpetual) Reg S	MU	USD	118,773	102,354	0.03
Azbil	JP	JPY	2,852	99,410	0.03
Micron Technology	US	USD	2,327	99,306	0.03
Coherent	US	USD	871	93,378	0.03
Disco	JP	JPY	395	91,555	0.03
Nutanix	US	USD	4,317	90,494	0.03
Check Point Software Technologies (H)	IL	USD	853	83,567	0.02
Dell Technologies	US	USD	1,625	83,382	0.02
Western Digital	US	USD	2,524	80,273	0.02
TDK	JP	JPY	781	78,861	0.02
Z Holdings	JP	JPY	12,852	76,976	0.02
Littelfuse	US	USD	449	76,875	0.02
Applied Materials	US	USD	1,471	74,291	0.02
VMware 4.65% 15/05/2027	US	USD	73,404	73,144	0.02
VMware 4.50% 15/05/2025	US	USD	73,056	71,052	0.02
Infosys	IN	INR	5,775	70,818	0.02
Entegris	US	USD	1,076	69,336	0.02
RingCentral	US	USD	315	68,692	0.02
Telefonaktiebolaget LM Ericsson	SE	SEK	7,118	68,235	0.02
Ciena	US	USD	1,989	67,073	0.02
Hamamatsu Photonics KK	JP	JPY	1,488	64,348	0.02
Xilinx	US	USD	635	64,183	0.02
Edenred 1.375% 18/06/2029	FR	EUR	60,317	64,113	0.02
SK Hynix	KR	KRW	1,038	63,169	0.02
Cisco Systems	US	USD	2,035	62,248	0.02
Obic	JP	JPY	398	60,636	0.02
MediaTek	TW	TWD	2,896	59,162	0.02
Software	DE	EUR	1,849	56,873	0.02
Infineon Technologies	DE	EUR	2,339	55,895	0.02
Amdocs	US	USD	1,131	54,579	0.02
New Relic	US	USD	1,032	54,192	0.02
Infineon Tech. 2.875% VRN (Perpetual) EMTN	DE	EUR	53,019	52,786	0.02
Yokogawa Electric	JP	JPY	4,157	52,433	0.02
Tencent Holdings 1.81% 26/01/2026 Reg S	KY	USD	59,254	51,634	0.02
Advanced Energy Industries	US	USD	862	50,339	0.01

현재 투자종목 명세서서 2020년 10월 31일

	국가 코드	CCY	주식 또는 명목	시장 가격 EUR순	% 자산
Rohm	JP	JPY	745	49,203	0.01
MKS Instruments	US	USD	522	49,141	0.01
ams 2.125% 03/11/2027	AT	EUR	49,388	48,565	0.01
SAP SE 0.375% 18/05/2029	DE	EUR	46,031	47,336	0.01
Nomura Research Institute	JP	JPY	1,743	44,205	0.01
Citrix Systems	US	USD	434	42,610	0.01
SDL	GB	GBP	5,510	42,271	0.01
Aptitude Software Group	GB	GBP	7,493	39,994	0.01
MasterCard	US	USD	157	38,315	0.01
Renesas Electronics	JP	JPY	5,274	37,411	0.01
Lenovo Group	CN	HKD	69,048	37,194	0.01
International Business Machines 7.00% 30/10/2025	US	USD	31,746	35,205	0.01
PayPal Holdings 2.85% 01/10/2029	US	USD	36,904	34,618	0.01
Otsuka	JP	JPY	867	34,248	0.01
DXC Technology	US	USD	2,132	33,042	0.01
Dialog Semiconductor	GB	EUR	987	32,369	0.01
NAVER	KR	KRW	144	31,604	0.01
Baidu ADR	CN	USD	278	31,438	0.01
Iriso Electronics	JP	JPY	928	30,316	0.01
Justsystems	JP	JPY	526	29,571	0.01
Alten	FR	EUR	412	28,294	0.01
AIXTRON	DE	EUR	2,916	28,214	0.01
SCREEN Holdings	JP	JPY	564	26,504	0.01
Sopra Steria Group	FR	EUR	253	25,796	0.01
Hewlett Packard Enterprise 6.20% 15/10/2035	US	USD	23,809	25,530	0.01
Taiyo Yuden	JP	JPY	646	20,512	0.01
Elecom	JP	JPY	451	19,391	0.01
Sabre	US	USD	3,325	18,210	0.01
Lenovo Group 3.375% 24/01/2024	HK	USD	18,842	17,645	0.01
Sansan	JP	JPY	302	17,173	0.01
Hitachi	JP	JPY	582	16,845	0.00
Digital Garage	JP	JPY	509	15,535	0.00
Argo Graphics	JP	JPY	581	15,377	0.00
Samsung Electronics Perpetual (Pref'd)	KR	KRW	370	14,135	0.00
Fujitsu	JP	JPY	121	12,213	0.00
FPT	VN	VND	5,987	11,416	0.00
NEC	JP	JPY	256	11,086	0.00
giftee	JP	JPY	461	10,713	0.00
Hon Hai Precision Industry	TW	TWD	4,562	10,629	0.00
Infosys ADR	IN	USD	802	9,744	0.00
Tata Consultancy Services	IN	INR	314	9,694	0.00
Kamakura Shinsho	JP	JPY	1,095	9,301	0.00
Ai Holdings	JP	JPY	606	9,149	0.00
Hennge KK	JP	JPY	143	8,916	0.00
Horiba	JP	JPY	211	8,892	0.00
Eizo	JP	JPY	273	8,840	0.00
Sunny Optical Technology (H)	CN	HKD	619	8,833	0.00
Appen	AU	AUD	447	8,725	0.00
Fabrinet	TH	USD	136	7,069	0.00
Infocom	JP	JPY	226	7,038	0.00
Information Services International-Dentsu	JP	JPY	117	6,301	0.00
Optex Group	JP	JPY	444	5,677	0.00
Advantech	TW	TWD	619	5,385	0.00
PT Metrodata Electronics	ID	IDR	55,350	5,194	0.00
Atea	NO	NOK	511	5,079	0.00
Tokyo Seimitsu	JP	JPY	175	5,067	0.00
Venture	SG	SGD	411	4,975	0.00
NEC Networks & System Integration	JP	JPY	331	4,936	0.00
Comture	JP	JPY	225	4,934	0.00
Chroma ATE	TW	TWD	1,196	4,895	0.00
NET One Systems	JP	JPY	180	4,612	0.00
Shinko Electric Industries	JP	JPY	307	4,601	0.00
Samsung SDI	KR	KRW	14	4,580	0.00
My EG Services	MY	MYR	14,887	4,224	0.00
ASM Pacific Technology	HK	HKD	487	4,213	0.00
Chatwork	JP	JPY	225	3,852	0.00
m-up Holdings	JP	JPY	183	3,817	0.00
Tsinghua Unic 4.75% 31/01/2021	VG	USD	6,729	3,718	0.00
Freee KK	JP	JPY	52	3,496	0.00
Dip	JP	JPY	199	3,278	0.00
Netbay (F)	TH	THB	4,542	3,113	0.00
Itochu Techno-Solutions	JP	JPY	102	2,985	0.00
Alps Electric	JP	JPY	232	2,870	0.00
Amano	JP	JPY	127	2,562	0.00
Hytera Communications (B)	CN	CNY	2,595	2,374	0.00
Mimasu Semiconductor Industry	JP	JPY	115	2,320	0.00
Ming Yuan Cloud Group Holdings	CN	HKD	568	2,082	0.00
Silergy	CN	TWD	37	1,953	0.00
Bengo4.com	JP	JPY	14	1,609	0.00
Japan Material	JP	JPY	129	1,437	0.00
Nippon Ceramic	JP	JPY	66	1,374	0.00
China Railway Signal & Communication Corp (H)	CN	HKD	2,945	834	0.00
Siix	JP	JPY	62	627	0.00
Hangzhou Hikvision Digital Technology (A)	CN	CNY	79	455	0.00
SHIFT	JP	JPY	3	335	0.00
Fang Holdings ADR	CN	USD	5	48	0.00
				14,411,856	**4.21**

소비재

	국가 코드	CCY	주식 또는 명목	시장 가격 EUR순	% 자산
Amazon.com	US	USD	343	897,131	0.26
Charter Communications	US	USD	1,697	878,386	0.26
Volkswagen Int'l Finance 4.125% 16/11/2038	NL	EUR	305,315	424,246	0.12
Publicis Groupe	FR	EUR	13,631	406,215	0.12
Prosus	NL	EUR	4,427	379,772	0.11
Alibaba Group Holding ADR	CN	USD	1,306	340,399	0.10
McDonald's	US	USD	1,726	314,017	0.09
Booking Holdings	US	USD	221	306,293	0.09
Lennar 5.875% 15/11/2024	US	USD	314,511	304,037	0.09
Volkswagen Fin. Services 3.375% 06/04/2028 EMTN	DE	EUR	251,364	298,138	0.09
Time Warner Cable 5.25% 15/07/2042	US	GBP	180,081	262,662	0.08
Nike	US	USD	2,535	261,549	0.08
Takeaway.com	NL	EUR	2,408	230,001	0.07
Lowe's Cos	US	USD	1,484	200,434	0.06
Volkswagen Int'l Finance 3.375% VRN (Perpetual)	NL	EUR	192,472	193,789	0.06
Puma	DE	EUR	2,468	185,231	0.05
Altice USA	US	USD	7,798	180,643	0.05
Alibaba Group Holding	CN	HKD	5,379	175,438	0.05
SES SA . 5.625% VRN (Perpetual)	LU	EUR	151,173	161,470	0.05
Persimmon	GB	GBP	6,096	158,331	0.05
Toll Brothers Finance 3.80% 01/11/2029	US	USD	172,859	157,991	0.05
Pearson Funding 3.75% 04/06/2030	GB	GBP	131,907	157,770	0.05
NVR	US	USD	44	153,014	0.04
VW Int'l Finance 4.625% VRN (Perpetual)	NL	EUR	132,231	140,165	0.04
Pearson	GB	GBP	24,687	139,997	0.04
Shimano	JP	JPY	712	139,690	0.04
Liberty Media Group	US	USD	4,244	130,239	0.04
Prosus 3.68% 21/01/2030 Reg S	NL	USD	135,289	126,628	0.04
Fast Retailing	JP	JPY	204	122,512	0.04
InterContinental Hotel Grp. 3.375% 08/10/2028 EMTN	GB	GBP	106,325	118,760	0.03
Burlington Stores	US	USD	718	118,106	0.03
Service Corp International	US	USD	2,840	114,963	0.03
Dollar Tree	US	USD	1,425	110,331	0.03
Prosus 5.50% 21/07/2025 Reg S	NL	USD	109,694	108,388	0.03
Time Warner Cable 5.75% 02/06/2031	US	GBP	75,689	108,116	0.03
Naspers	ZA	ZAR	634	105,908	0.03
ServiceMaster Global Holdings	US	USD	2,589	105,105	0.03
Meituan 2.125% 28/10/2025 Reg S	KY	USD	113,563	97,683	0.03
AutoZone	US	USD	101	97,591	0.03
UPCB Finance VII 3.625% 15/06/2029 Reg S	KY	EUR	94,611	94,855	0.03
Meituan 3.05% 28/10/2030 Reg S	KY	USD	110,151	94,423	0.03
Melco Resorts Finance 5.375% 04/12/2029 Reg S	KY	USD	110,025	91,102	0.03
Zhongsheng Group Holdings	CN	HKD	14,808	90,609	0.03
Papa John's International	US	USD	1,347	87,855	0.03
Toll Brothers Finance 4.875% 15/11/2025	US	USD	91,412	87,182	0.03
Volkswagen Int'l Finance 3.875% VRN (Perpetual)	NL	EUR	82,656	83,506	0.02
Volkswagen Int'l Finance 3.50% VRN (Perpetual)	NL	EUR	79,657	80,519	0.02
Activision Blizzard	US	USD	1,200	77,359	0.02
Advance Auto Parts	US	USD	608	76,203	0.02
General Motors 6.80% 01/10/2027	US	USD	72,051	76,036	0.02
Tapestry	US	USD	3,904	75,261	0.02
General Motors 6.125% 01/10/2025	US	USD	73,129	73,529	0.02
Midea Group (A)	CN	CNY	7,315	73,230	0.02
CPUK Finance 3.69% 28/02/2028	GB	GBP	63,492	72,715	0.02
Studio City Finance 7.25% 11/02/2024 Reg S	VG	USD	80,920	71,582	0.02
Koito Manufacturing	JP	JPY	1,638	67,840	0.02
Stanley Electric	JP	JPY	2,428	59,356	0.02
Studio City Finance 6.50% 15/01/2028 Reg S	VG	USD	68,639	58,750	0.02
Nifco	JP	JPY	2,123	54,540	0.02
Prosus 4.027% 03/08/2050 Reg S	NL	USD	60,789	53,513	0.02
EssilorLuxottica	FR	EUR	498	52,895	0.02
Vistry Group	GB	GBP	8,718	52,833	0.02
Dufry One 1.00% 04/05/2023	NL	CHF	43,878	50,816	0.01
Pan Pacific International Holdings	JP	JPY	2,742	50,047	0.01
Toll Brothers Finance 4.375% 15/04/2023	US	USD	54,847	49,413	0.01
General Motors Financial 4.375% 25/09/2021	US	USD	53,933	47,730	0.01
Nokian Renkaat	FI	EUR	1,788	47,190	0.01
adidas	DE	EUR	180	45,836	0.01
Lennar 4.75% 29/11/2027	US	USD	44,901	44,177	0.01
ANTA Sports Products	CN	HKD	4,636	44,107	0.01
Informa 2.125% 06/10/2025 EMTN	GB	EUR	42,873	43,085	0.01
Porsche Automobil Holding Perpetual (Pref'd)	DE	EUR	918	42,208	0.01
Volkswagen (Pref'd)	DE	EUR	336	42,003	0.01
Dongfeng Motor Group (H)	CN	HKD	68,557	41,451	0.01
Team17 Group	GB	GBP	5,072	40,044	0.01
JD.com 4.125% 14/01/2050	KY	USD	42,857	39,666	0.01
New Oriental Education & Technology Group ADR	CN	USD	281	38,701	0.01
Shop Apotheke Europe	NL	EUR	269	38,236	0.01
Ryohin Keikaku	JP	JPY	2,119	38,182	0.01
D'ieteren	BE	EUR	885	38,118	0.01

현재 투자종목 명세서서 2020년 10월 31일

	국가 코드	CCY	주식 또는 명목	시장 가격 EUR순	% 자산
Golden Eagle Retail Group 4.625% 21/05/2023 Reg S	KY	USD	43,741	37,826	0.01
Galaxy Entertainment Group	HK	HKD	6,462	36,645	0.01
Boozt	SE	SEK	2,628	36,487	0.01
PulteGroup 5.50% 01/03/2026	US	USD	36,565	36,151	0.01
eBay	US	USD	843	34,325	0.01
Musti Group	FI	EUR	1,648	32,422	0.01
Autoliv	SE	USD	478	31,180	0.01
Home Depot 3.30% 15/04/2040	US	USD	31,746	31,025	0.01
Toyo Tire & Rubber	JP	JPY	2,435	31,022	0.01
Watches of Switzerland Group	GB	GBP	7,032	30,883	0.01
Basic-Fit	NL	EUR	1,483	30,853	0.01
Chanel Ceres 1.00% 31/07/2031	GB	EUR	29,841	30,727	0.01
Coats Group	GB	GBP	47,853	30,222	0.01
Fiat Chrysler Automobiles	GB	EUR	2,852	30,068	0.01
Yamaha	JP	JPY	736	29,961	0.01
Baoxin Auto Finance I 9.109% VRN (Perpetual)	VG	USD	47,610	29,423	0.01
4imprint Group	GB	GBP	1,251	28,795	0.01
HelloFresh	DE	EUR	581	26,686	0.01
Midea Group	CN	CNY	2,582	25,842	0.01
MGM China Holdings 5.25% 18/06/2025 Reg S	KY	USD	29,777	25,807	0.01
Focus Media Information Technology	CN	CNY	20,911	25,080	0.01
Shenzhou International Group Holdings	CN	HKD	1,614	24,081	0.01
Seria	JP	JPY	696	23,065	0.01
Kendrion	NL	EUR	1,487	22,898	0.01
Wynn Macau 5.50% 01/10/2027 Reg S	KY	USD	27,927	22,525	0.01
Greene King Finance 5.318% 15/09/2031	GB	GBP	18,720	22,514	0.01
Gym Group	GB	GBP	14,377	22,060	0.01
Studio City Finance 6.00% 15/07/2025 Reg S	VG	USD	24,057	20,778	0.01
Guangzhou Automobile Group (H)	CN	HKD	23,474	20,712	0.01
Cairn Homes	IE	EUR	26,325	20,665	0.01
Kohl's 9.50% 15/05/2025	US	USD	19,841	20,448	0.01
Schaeffler 2.875% 26/03/2027 EMTN	DE	EUR	20,413	20,429	0.01
THG Holding	GB	GBP	2,750	20,171	0.01
ScS Group	GB	GBP	9,464	20,098	0.01
Trip.com Group ADR	CN	USD	818	20,068	0.01
Vivo Energy	GB	GBP	23,833	20,035	0.01
Headlam Group	GB	GBP	6,671	19,731	0.01
Jollibee Foods	PH	PHP	6,375	19,219	0.01
DouYu International Holdings ADR	CN	USD	1,475	19,056	0.01
Hyundai Mobis	KR	KRW	110	18,976	0.01
Crystal International Group	HK	HKD	75,539	17,881	0.01
Toll Brothers Finance 4.35% 15/02/2028	US	USD	18,282	17,278	0.01
Suzuki Motor	JP	JPY	469	17,270	0.01
Denso	JP	JPY	411	16,448	0.00
Baozun	CN	HKD	1,484	15,341	0.00
MGM China Holdings 5.875% 15/05/2026 Reg S	KY	USD	17,496	15,204	0.00
Future Retail 5.60% 22/01/2025 Reg S	IN	USD	25,235	14,945	0.00
HUYA ADR	CN	USD	787	14,847	0.00
Li & Fung 5.25% (Perpetual) EMTN	BM	USD	22,880	14,483	0.00
Honda Motor	JP	JPY	657	13,356	0.00
JD.com	CN	HKD	379	13,237	0.00
Weifu High-Technology Group	CN	HKD	8,247	13,040	0.00
Selamat Sempurna	ID	IDR	153,337	12,473	0.00
Dream International	HK	HKD	41,853	12,370	0.00
Brilliance China Automotive Holdings	HK	HKD	16,583	12,292	0.00
MR DIY Group (M)	MY	MYR	32,792	11,810	0.00
Baozun ADR	CN	USD	343	10,805	0.00
Nojima	JP	JPY	442	10,655	0.00
SAIC Motor (A)	CN	CNY	3,354	9,972	0.00
Somboon Advance Technology	TH	THB	25,581	9,350	0.00
Hostelworld Group	IE	GBP	16,672	9,269	0.00
Li Ning	CN	HKD	2,067	9,234	0.00
Wilcon Depot	PH	PHP	34,904	8,852	0.00
Central Automotive Products	JP	JPY	458	7,658	0.00
Map Aktif Adiperkasa	ID	IDR	61,716	7,428	0.00
Oriental Land	JP	JPY	59	7,089	0.00
Chow Tai Fook Jewellery Group	HK	HKD	6,248	6,853	0.00
MakeMyTrip	IN	USD	425	6,735	0.00
Wuhu Sanqi Interactive Entertainment	CN	CNY	1,495	5,687	0.00
Subaru	JP	JPY	342	5,380	0.00
Plan B Media	TH	THB	33,713	5,000	0.00
Zhejiang Supor (A)	CN	CNY	531	4,811	0.00
Sabina	TH	THB	7,384	4,220	0.00
Jaya Bersama Indo	ID	IDR	252,105	4,089	0.00
Sony	JP	JPY	57	4,065	0.00
Round One	JP	JPY	521	3,512	0.00
KIYO Learning	JP	JPY	36	3,422	0.00
Demae-Can	JP	JPY	119	3,019	0.00
ABC-Mart	JP	JPY	67	2,931	0.00
Vipshop Holdings ADR	CN	USD	164	2,926	0.00
Astra Otoparts	ID	IDR	57,461	2,893	0.00
China Literature	CN	HKD	365	2,576	0.00
Rinnai	JP	JPY	30	2,527	0.00
Gree Electric Appliances Inc of Zhuhai	CN	CNY	324	2,435	0.00
Mitra Adiperkasa	ID	IDR	60,675	2,294	0.00
Koshidaka Holdings	JP	JPY	685	2,200	0.00
China South Publishing & Media Group (A)	CN	CNY	1,567	2,109	0.00
Kohnan Shoji	JP	JPY	64	1,871	0.00
Ichikoh Industries	JP	JPY	475	1,779	0.00
China South Publishing & Media Group	CN	CNY	1,291	1,737	0.00
Bafang Electric Suzhou	CN	CNY	67	1,588	0.00
Fujibo Holdings	JP	JPY	53	1,569	0.00
ASKUL	JP	JPY	47	1,548	0.00
China Dongxiang Group	CN	HKD	13,724	1,460	0.00
Chaowei Power Holdings	CN	HKD	4,857	1,435	0.00
Parkson Retail Group	CN	HKD	56,922	1,411	0.00
Pacific Textiles Holdings	HK	HKD	2,846	1,392	0.00
Rakuten	JP	JPY	156	1,307	0.00
Skyworth Group	HK	HKD	5,719	1,285	0.00
Mercari	JP	JPY	34	1,220	0.00
JINS	JP	JPY	18	1,090	0.00
Embry Holdings	HK	HKD	9,294	1,032	0.00
Gree Electric Appliances of Zhuhai	CN	CNY	112	844	0.00
Piolax	JP	JPY	62	778	0.00
Bafang Electric Suzhou	CN	CNY	30	710	0.00
Square Enix Holdings	JP	JPY	14	694	0.00
Fujitsu General	JP	JPY	24	568	0.00
Hikari Tsushin	JP	JPY	2	423	0.00
Tokyo Radiator Manufacturing	JP	JPY	97	412	0.00
Twenty-four seven	JP	JPY	42	302	0.00
				12,875,527	3.76

소비재

Unilever	GB	EUR	10,894	528,922	0.15
Swedish Match	SE	SEK	6,933	448,934	0.13
British American Tobacco	GB	GBP	15,274	415,757	0.12
Walmart	US	USD	3,036	361,177	0.11
Coca-Cola	US	USD	8,508	349,229	0.10
Unilever	GB	GBP	6,408	313,790	0.09
Beiersdorf	DE	EUR	3,382	304,063	0.09
Tesco	GB	GBP	128,417	293,435	0.09
Nestle	CH	CHF	2,629	253,947	0.07
Altria Group 2.20% 15/06/2027	US	EUR	230,357	251,046	0.07
Associated British Foods	GB	GBP	12,072	227,860	0.07
L'Oreal	FR	EUR	771	214,106	0.06
Imperial Brands	GB	GBP	15,654	213,057	0.06
Koninklijke Ahold Delhaize	NL	EUR	6,885	162,413	0.05
Sprouts Farmers Market	US	USD	9,268	152,020	0.04
Monster Beverage	US	USD	2,302	151,244	0.04
Tyson Foods	US	USD	2,936	143,699	0.04
China Mengniu Dairy	HK	HKD	33,939	137,232	0.04
BAT Capital 2.726% 25/03/2031	US	USD	154,157	130,928	0.04
CP ALL	TH	THB	59,313	87,638	0.03
Pernod Ricard	FR	EUR	604	83,534	0.02
Archer-Daniels-Midland	US	USD	2,030	81,192	0.02
BAT Capital 2.259% 25/03/2028	US	USD	91,777	78,778	0.02
Coca-Cola European Partners	GB	USD	2,535	77,285	0.02
Kroger	US	USD	2,349	64,913	0.02
Bunge	US	USD	1,308	63,276	0.02
Britvic	GB	GBP	6,309	51,770	0.02
Altria Group 5.80% 14/02/2039	US	USD	46,825	51,069	0.01
AB InBEV Worldwide 5.80% 23/01/2059	US	USD	40,331	48,618	0.01
Kao	JP	JPY	742	45,362	0.01
Wm Morrison Supermarkets	GB	GBP	22,261	40,323	0.01
Royal Unibrew	DK	DKK	445	37,318	0.01
Altria Group 4.80% 14/02/2029	US	USD	36,565	36,936	0.01
Kweichow Moutai	CN	CNY	138	29,496	0.01
Thai Beverage	TH	SGD	80,318	29,308	0.01
Gudang Garam	ID	IDR	9,465	22,630	0.01
H&H 5.625% 24/10/2024	KY	USD	25,235	22,629	0.01
Indofood Sukses Makmur	ID	IDR	54,755	22,252	0.01
Welcia Holdings	JP	JPY	636	21,422	0.01
Puregold Price Club	PH	PHP	28,945	21,174	0.01
Nongfu Spring	CN	HKD	4,247	16,688	0.00
Sakata Seed	JP	JPY	549	16,647	0.00
Kotobuki Spirits	JP	JPY	376	14,958	0.00
Tsuruha Holdings	JP	JPY	122	14,629	0.00
Charoen Pokphand (Indonesia)	ID	IDR	42,633	14,417	0.00
Uni-President China Holdings	CN	HKD	19,058	14,162	0.00
Saigon Beer Alcohol Beverage	VN	VND	1,794	12,242	0.00
Vietnam Dairy Products	VN	VND	2,938	11,748	0.00
Osotspa	TH	THB	13,245	11,650	0.00
First Resources	SG	SGD	15,124	11,521	0.00
Hindustan Unilever	IN	INR	472	11,321	0.00
Sheng Siong	SG	SGD	10,611	11,137	0.00
Asian Seafoods Coldstorage	TH	THB	28,509	10,347	0.00
Kweichow Moutai (A)	CN	CNY	48	10,200	0.00
Yantai Changyu Pioneer Wine	CN	HKD	6,501	9,980	0.00
RFM	PH	PHP	115,120	9,616	0.00
Shiseido	JP	JPY	167	8,905	0.00

현재 투자종목 명세서서 2020년 10월 31일

	국가 코드	CCY	주식 또는 명목	시장 가격 EUR순	% 자산
China Resources Beer Holdings	HK	HKD	1,640	8,733	0.00
Japfa	SG	SGD	21,267	8,626	0.00
Heineken (Malaysia)	MY	MYR	2,303	8,561	0.00
Coles Group	AU	AUD	783	8,379	0.00
Carlsberg Brewery (Malaysia)	MY	MYR	2,048	7,817	0.00
WH Group	HK	HKD	11,155	7,537	0.00
Industri Jamu Dan Farmasi Sido Muncul	ID	IDR	140,881	6,585	0.00
Century Pacific Food	PH	PHP	22,862	6,292	0.00
SSMS Plantation Holdings 7.75% 23/01/2023	SG	USD	12,281	6,246	0.00
Siam Makro	TH	THB	5,668	6,201	0.00
Dairy Farm International Holdings	HK	USD	1,894	6,125	0.00
Ultrajaya Milk Industry & Trading	ID	IDR	60,977	5,898	0.00
Tingyi Cayman Islands Holding	CN	HKD	3,537	5,554	0.00
Laobaixing Pharmacy Chain	CN	CNY	568	5,222	0.00
Bumitama Agri	ID	SGD	17,155	4,689	0.00
Japfa Comfeed Indonesia	ID	IDR	70,046	4,331	0.00
Shinnihonseiyaku	JP	JPY	134	2,894	0.00
Blackmores	AU	AUD	35	1,465	0.00
Bestore	CN	CNY	109	805	0.00
Shenguan Holdings Group	CN	HKD	16,938	454	0.00
Sagami Rubber Industries	JP	JPY	43	413	0.00
				6,392,777	1.87

건강

	국가 코드	CCY	주식 또는 명목	시장 가격 EUR순	% 자산
Sanofi	FR	EUR	11,862	917,749	0.27
Bayer 1.375% 06/07/2032	DE	EUR	677,611	705,122	0.21
Roche Holding	CH	CHF	2,133	588,833	0.17
Becton Dickinson Euro Finance 1.208% 04/06/2026	LU	EUR	529,645	549,945	0.16
Medtronic 1.375% 15/10/2040	LU	EUR	521,508	542,224	0.16
Horizon Therapeutics	US	USD	7,998	513,509	0.15
Koninklijke Philips	NL	EUR	11,980	477,717	0.14
Mylan 3.125% 22/11/2028	NL	EUR	329,060	384,407	0.11
Novo Nordisk	DK	DKK	6,531	360,223	0.11
Takeda Pharmaceutical 1.375% 09/07/2032	JP	EUR	313,709	331,650	0.10
Baxter International	US	USD	4,803	318,988	0.09
AmerisourceBergen	US	USD	3,850	316,513	0.09
AbbVie	US	USD	4,298	310,840	0.09
UnitedHealth Group	US	USD	1,136	298,319	0.09
Fresenius Medical Care	DE	EUR	4,516	296,131	0.09
Thermo Fisher Scientific	US	USD	704	285,452	0.08
Takeda Pharmaceutical 2.00% 09/07/2040	JP	EUR	257,241	280,670	0.08
ICON	IE	USD	1,624	251,394	0.07
Zimmer Biomet Holdings	US	USD	2,205	249,620	0.07
HCA Healthcare	US	USD	2,107	223,496	0.07
Abbott Laboratories	US	USD	2,401	215,326	0.06
Aetna 2.80% 15/06/2023	US	USD	195,054	175,971	0.05
AbbVie 4.875% 14/11/2048	US	USD	160,894	175,311	0.05
Stryker	US	USD	1,015	174,523	0.05
Boston Scientific	US	USD	5,789	171,603	0.05
Roche Holding (B)	CH	CHF	550	152,167	0.04
Becton Dickinson 1.90% 15/12/2026	US	EUR	131,094	141,027	0.04
McKesson	US	USD	985	123,682	0.04
Genus	GB	GBP	2,687	122,559	0.04
Cigna 3.40% 15/03/2050	US	USD	123,834	112,204	0.03
Olympus	JP	JPY	6,723	110,484	0.03
Becton Dickinson 3.30% 01/03/2023	US	USD	122,034	109,705	0.03
Becton Dickinson 3.125% 08/11/2021	US	USD	114,411	100,757	0.03
AbbVie 2.90% 06/11/2022	US	USD	109,694	98,668	0.03
Pfizer	US	USD	3,203	96,448	0.03
Santen Pharmaceutical	JP	JPY	5,983	91,547	0.03
Cigna 2.40% 15/03/2030	US	USD	98,779	87,897	0.03
Mylan	US	USD	6,924	86,354	0.03
AbbVie 4.70% 14/05/2045	US	USD	74,958	78,216	0.02
Anthem	US	USD	331	77,862	0.02
CVS Health	US	USD	1,617	77,771	0.02
Bayer	DE	EUR	1,870	75,457	0.02
PerkinElmer	US	USD	667	73,375	0.02
HCA 5.25% 15/06/2026	US	USD	72,587	72,645	0.02
Smith & Nephew 2.032% 14/10/2030	GB	USD	77,389	66,035	0.02
Merck KGaA 1.625% VRN 09/09/2080	DE	EUR	65,993	65,650	0.02
Bayer 2.375% VRN 12/11/2079	DE	EUR	65,816	64,139	0.02
Nippon Shinyaku	JP	JPY	1,033	63,372	0.02
Grifols ADR	ES	USD	4,230	60,813	0.02
Hoya	JP	JPY	601	58,281	0.02
Aetna 4.75% 15/03/2044	US	USD	54,847	57,220	0.02
Philips 1.375% 30/03/2025 EMTN	NL	EUR	47,619	50,563	0.01
Sonova Holding	CH	CHF	247	50,396	0.01
Centene	US	USD	970	49,086	0.01
Eisai	JP	JPY	711	47,484	0.01
AbbVie 4.50% 14/05/2035	US	USD	44,792	46,565	0.01
Teva Pharmaceutical Fin. 1.875% 31/03/2027	NL	EUR	53,750	45,872	0.01
Thermo Fisher Scientific 1.95% 24/07/2029	US	EUR	40,031	45,640	0.01
Arena Pharmaceuticals	US	USD	578	42,546	0.01
Merck 2.875% VRN 25/06/2079	DE	EUR	39,829	42,448	0.01
Alexion Pharmaceuticals	US	USD	430	42,446	0.01
Top Glove	MY	MYR	23,857	42,230	0.01
Ascendis Pharma ADR	DK	USD	287	39,841	0.01
Krystal Biotech	US	USD	960	36,604	0.01
Mylan 2.25% 22/11/2024	NL	EUR	34,060	36,521	0.01
Apellis Pharmaceuticals	US	USD	1,311	36,045	0.01
Teva Pharmaceutical Finance 1.625% 15/10/2028	NL	EUR	44,335	35,967	0.01
Aprea Therapeutics	US	USD	1,805	34,091	0.01
Exelixis	US	USD	1,864	32,630	0.01
Korian	FR	EUR	1,265	30,586	0.01
Unitedhealth Group 2.90% 15/05/2050	US	USD	31,746	28,542	0.01
Innovent Biologics	CN	HKD	4,161	26,479	0.01
Cigna 4.90% 15/12/2048	US	USD	23,809	26,312	0.01
As One	JP	JPY	206	25,561	0.01
Evotec	DE	EUR	1,106	25,074	0.01
CSL	AU	AUD	142	24,595	0.01
LivaNova	GB	USD	520	22,339	0.01
Sutro Biopharma	US	USD	2,050	22,298	0.01
MorphoSys	DE	EUR	248	21,723	0.01
Craneware	GB	GBP	1,133	19,589	0.01
AbbVie 1.25% 18/11/2031	US	EUR	15,873	17,002	0.00
Chularat Hospital	TH	THB	231,652	16,050	0.00
Wuxi Biologics Cayman	CN	HKD	532	12,828	0.00
Otsuka Holdings	JP	JPY	366	11,653	0.00
Rajthanee Hospital	TH	THB	19,348	11,442	0.00
China Resources Pharmaceutical Group	CN	HKD	26,321	11,291	0.00
Medikaloka Hermina	ID	IDR	60,214	11,081	0.00
Tempo Scan Pacific	ID	IDR	142,241	10,457	0.00
WuXi AppTec	CN	HKD	652	8,941	0.00
Medical Data Vision	JP	JPY	436	8,800	0.00
Hansoh Pharmaceutical Group	CN	HKD	2,248	8,632	0.00
Fisher & Paykel Healthcare (AU)	NZ	AUD	416	8,218	0.00
Eiken Chemical	JP	JPY	488	8,021	0.00
Nihon Kohden	JP	JPY	294	7,905	0.00
China National Accord Medicines (A)	CN	CNY	1,134	7,234	0.00
Mega Lifesciences	TH	THB	7,410	7,062	0.00
Jiangsu Hengrui Medicine	CN	CNY	577	6,596	0.00
Shandong Weigao Group Medical Polymer (H)	CN	HKD	3,758	6,253	0.00
Ramsay Health Care	AU	AUD	130	4,908	0.00
Yestar International Holdings 6.90% 15/09/2021	KY	USD	13,795	4,648	0.00
China National Accord Medicines (B)	CN	HKD	1,657	4,051	0.00
JMDC	JP	JPY	43	1,955	0.00
China National Accord Medicines	CN	CNY	172	1,098	0.00
Peijia Medical	CN	HKD	391	1,090	0.00
				12,667,160	3.70

금융

	국가 코드	CCY	주식 또는 명목	시장 가격 EUR순	% 자산
Fidelity US Quality Income UCITS ETF	IE	GBP	559,979	3,430,053	1.00
Hicl Infrastructure	GB	GBP	900,021	1,759,332	0.51
Kreditanstalt 2.125% 15/06/2022	DE	USD	1,462,586	1,294,312	0.38
Amundi Physical Gold ETC	IE	USD	14,956	962,979	0.28
AIB Group 2.875% VRN 30/05/2031 EMTN	IE	EUR	954,351	961,802	0.28
IBRD 0.50% 28/10/2025	SU	USD	1,096,939	939,748	0.27
Sampo 2.50% VRN 03/09/2052 EMTN	FI	EUR	652,514	665,959	0.19
Commerzbank 4.00% 23/03/2026 EMTN	DE	EUR	614,869	651,258	0.19
KfW 0.375% 18/07/2025	DE	USD	705,698	602,927	0.18
Danske Bank 2.50% VRN 21/06/2029 EMTN	DK	EUR	529,896	553,031	0.16
Legal & General Group	GB	GBP	229,933	472,476	0.14
JPMorgan Chase	US	USD	5,287	439,493	0.13
AXA	FR	EUR	31,719	437,720	0.13
Morgan Stanley 2.75% 19/05/2022	US	USD	469,874	418,009	0.12
Morgan Stanley	US	USD	9,657	395,043	0.12
Allianz	DE	EUR	2,443	368,967	0.11
DNB	NO	NOK	29,781	344,994	0.10
Lloyds Banking Group 4.50% VRN 18/03/2030 EMTN	GB	EUR	308,271	344,667	0.10
iShares Gold Producers UCITS ETF	IE	USD	23,040	316,516	0.09
Bank OZK	US	USD	14,251	296,391	0.09
Inter-American Dev. Bank 0.625% 15/07/2025	SU	USD	340,051	293,070	0.09
UniCredit 2.731% VRN 15/01/2032	IT	EUR	288,194	268,058	0.08
UBS Group 0.25% VRN 05/11/2028 EMTN	CH	EUR	265,900	263,383	0.08
Hannover Rueck	DE	EUR	2,067	257,789	0.08
Barclays 4.61% VRN 15/02/2023	GB	USD	282,827	254,342	0.07
Prudential	GB	GBP	23,105	242,212	0.07
St James's Place	GB	GBP	24,111	241,069	0.07
Arthur J Gallagher	US	USD	2,698	238,850	0.07
Nationwide Bldg. Soc. 2.00% VRN 25/07/2029 EMTN	GB	EUR	219,303	226,110	0.07
Berkshire Hathaway	US	USD	1,300	224,154	0.07
3i Group	GB	GBP	20,882	223,139	0.07
Barclays	GB	GBP	182,197	215,880	0.06
Citigrooup 1.25% VRN 06/07/2026 EMTN	US	EUR	203,911	212,299	0.06
European Investment Bank 0.625% 21/10/2027	SU	USD	244,892	208,585	0.06
Zurich Insurance Group	CH	CHF	716	204,007	0.06
Tradeweb Markets	US	USD	4,325	203,329	0.06
Intercontinental Exchange 0.70% 15/06/2023	US	USD	235,385	203,278	0.06
Credit Agricole 7.50% VRN (Perpetual)	FR	GBP	159,315	200,437	0.06
Tryg	DK	DKK	8,282	197,279	0.06

현재 투자종목 명세서서 2020년 10월 31일

	국가 코드	CCY	주식 또는 명목	시장 가격 EUR순	% 자산
NN Group	NL	EUR	6,581	197,020	0.06
UBS Group 6.875% VRN (Perpetual)	CH	USD	203,126	192,932	0.06
Lloyds Banking Group 7.50% VRN (perpetual)	GB	USD	199,144	181,353	0.05
Standard Chartered 1.354% FRN 14/10/2023 144A	GB	USD	208,418	180,056	0.05
Admiral Group	GB	GBP	5,877	179,710	0.05
ABN AMRO Group	NL	EUR	25,362	178,697	0.05
Credit Suisse Group 6.375% VRN (Perpetual) 144A	CH	USD	191,178	176,333	0.05
AIA Group	HK	HKD	20,198	165,019	0.05
Bank Central Asia	ID	IDR	95,904	161,962	0.05
First Republic Bank	US	USD	1,470	158,518	0.05
Bankia 6.00% VRN (Perpetual)	ES	EUR	159,315	155,830	0.05
Nationwide Building Society 5.875% VRN (Perpetual)	GB	GBP	135,418	155,418	0.05
Discover Financial Services	US	USD	2,825	153,602	0.04
ING Groep 6.75% VRN (Perpetual)	NL	USD	166,484	151,862	0.04
Willis Towers Watson	GB	USD	980	151,537	0.04
Affiliated Managers 3.30% 15/06/2030	US	USD	164,541	150,092	0.04
Deutsche Boerse	DE	EUR	1,145	144,666	0.04
Sampo	FI	EUR	4,430	143,530	0.04
Virtu Financial	US	USD	7,848	142,543	0.04
Muenchener Rueckversicherungs-Gesellschaft	DE	EUR	707	141,927	0.04
General Electric 6.75% 15/03/2032	US	USD	126,605	140,003	0.04
HDFC Bank	IN	INR	9,855	135,103	0.04
Commerzbank 6.125% VRN (Perpetual)	DE	EUR	132,231	129,429	0.04
Texas Capital Bancshares	US	USD	3,370	127,609	0.04
IBRD 0.125% 03/01/2051 GMTN	SU	EUR	128,324	126,284	0.04
DBS Group Holdings	SG	SGD	9,765	124,962	0.04
CNRMA Groupama 6.375% VRN (Perpetual)	FR	EUR	111,520	124,291	0.04
MDGH - GMTN 2.50% 07/11/2024 Reg S	NL	USD	136,752	123,147	0.04
UBS Group 7.00% VRN (Perpetual)	CH	USD	127,452	122,318	0.04
Barclays 7.125% VRN (Perpetual)	GB	GBP	104,598	122,266	0.04
ING Groep 5.75% VRN (Perpetual)	NL	USD	135,418	121,198	0.04
Bank of Ireland Group 7.50% VRN (Perpetual) Reg S	IE	EUR	114,691	121,142	0.04
Tokio Marine Holdings	JP	JPY	3,152	120,939	0.04
MDGH - GMTN 2.875% 07/11/2029 Reg S	NL	USD	130,719	119,712	0.03
AerCap Global Aviation Trust 4.625% 15/10/2027	IE	USD	138,763	118,204	0.03
Assurant	US	USD	1,102	117,708	0.03
Westfield Stratford City Fin 1.642% 04/08/2026	GB	GBP	102,745	115,109	0.03
SVB Financial Group	US	USD	469	114,763	0.03
Citigroup 5.875% 30/01/2042	US	USD	90,497	113,367	0.03
Barclays 6.125% VRN (Perpetual)	GB	USD	129,435	113,308	0.03
Phoenix Group Holdings 5.625% 28/04/2031 EMTN	GB	GBP	87,727	111,789	0.03
Marsh & McLennan 3.50% 29/12/2020	US	USD	127,519	110,013	0.03
AIB Group 5.25% VRN (Perpetual)	IE	EUR	112,891	107,952	0.03
Credit Suisse Group 6.25% VRN (Perpetual) 144A	CH	USD	115,105	105,540	0.03
Banco Santander 4.375% VRN (Perpetual)	ES	EUR	119,486	104,296	0.03
HSBC Holdings 2.357% VRN 18/08/2031	GB	USD	121,120	103,434	0.03
Prudential 6.340% VRN 19/12/2063 EMTN	GB	GBP	71,575	97,240	0.03
Prudentia 5.625% VRN 20/10/2051 Reg S	GB	GBP	75,651	96,426	0.03
Society of Lloyd's 4.75% 30/10/2024	GB	GBP	78,092	94,912	0.03
Wells Fargo	US	USD	5,235	94,411	0.03
Nationwide Building Society 5.75% VRN (Perpetual)	GB	GBP	79,657	91,674	0.03
ASR Nederland 5.125% VRN 29/09/2045	NL	EUR	79,657	91,609	0.03
United Overseas Bank	SG	SGD	7,648	91,600	0.03
Rabobank 6.625% VRN (Perpetual)	NL	EUR	87,623	90,236	0.03
Banco Santander 7.50% VRN (Perpetual)	ES	USD	100,368	89,743	0.03
Lloyds Bank 7.625% 22/04/2025 EMTN	GB	GBP	63,492	89,411	0.03
Barclays 4.375% 12/01/2026	GB	USD	91,412	88,986	0.03
CNRMA Groupama 6.00% 23/01/2027	FR	EUR	71,692	87,232	0.03
Fairfax Financial Holdings	CA	CAD	379	86,230	0.03
NN Group 4.625% VRN 13/01/2048 EMTN	NL	EUR	71,692	83,927	0.02
Banco Comercial Portugues 9.25% VRN (Perpetual)	PT	EUR	95,589	83,001	0.02
Travelers	US	USD	798	82,561	0.02
BP Capital Markets 1.749% 10/08/2030	US	USD	98,121	82,088	0.02
Oversea-Chinese Banking	SG	SGD	15,489	82,053	0.02
HSBC Holding 2.848% VRN 04/06/2031	GB	USD	91,412	81,511	0.02
HSBC Holdings 1.645% VRN 18/04/2026	GB	USD	94,611	81,453	0.02
Goldman Sachs Group 6.25% 01/02/2041	US	USD	63,074	81,248	0.02
HSBC Holding 2.099% VRN 04/06/2026	GB	USD	91,247	80,022	0.02
Banco Santander 6.25% VRN (Perpetual)	ES	EUR	79,657	78,333	0.02
China Construction Bank (H)	CN	HKD	131,827	78,024	0.02
Bank Rakyat Indonesia Persero	ID	IDR	398,341	77,321	0.02
Wellcome Trust 1.125% 21/01/2027	GB	EUR	71,428	76,965	0.02
BP Capital Markets 2.772% 10/11/2050	US	USD	98,121	75,814	0.02
China Life Insurance (H)	CN	HKD	39,688	74,508	0.02
HSBC Holdings 7.00% 07/04/2038 EMTN	GB	GBP	44,444	72,278	0.02
ABN AMRO Bank 4.375% VRN (Perpetual)	NL	EUR	72,488	72,273	0.02
Toyota Motor Credit 2.15% 13/02/2030 MTN	US	USD	79,364	71,617	0.02
Gesellschaft 1.250% VRN 26/05/2041 Reg S	DE	EUR	68,359	67,299	0.02
CommBank Aus. 1.936% VRN 03/10/2029 EMTN	AU	EUR	63,492	65,855	0.02
FCA Bank Ireland 0.50% 13/09/2024 EMTN	IT	EUR	63,492	63,779	0.02
KBC Group 0.50% VRN 03/12/2029 EMTN	BE	EUR	63,492	62,173	0.02
Fortune Star 6.85% 02/07/2024	VG	USD	68,262	61,407	0.02
VZ Holding	CH	CHF	850	61,267	0.02
Banco Santander 5.25% VRN (Perpetual)	ES	EUR	63,726	60,858	0.02
Danske Bank 5.875% VRN (Perpetual) EMTN	DK	EUR	58,947	60,348	0.02
Northern Trust	US	USD	909	60,081	0.02
Barclays 7.25% VRN (Perpetual)	GB	GBP	48,989	56,169	0.02
Shinhan Financial Group 5.875% VRN (Perpetual)	KR	USD	59,891	55,582	0.02
Roadster Finance DAC 1.625% 09/12/2024 EMTN	IE	EUR	55,555	55,332	0.02
ICBCIL Finance 1.75% 25/08/2025 EMTN	HK	USD	63,492	54,233	0.02
Swedbank	SE	SEK	4,000	53,874	0.02
Natwest Group 7.648% VRN (Perpetual)	GB	USD	39,829	52,552	0.02
Public Bank	MY	MYR	16,592	51,683	0.02
ING Groep	NL	EUR	8,754	51,289	0.01
Ageas	BE	EUR	1,461	50,493	0.01
Credit Agricole 8.125% VRN (Perpetual) Reg S	FR	USD	49,786	50,284	0.01
Bankia 6.375% VRN (Perpetual)	ES	EUR	49,388	49,542	0.01
Palomar Holdings	US	USD	646	49,350	0.01
Goldman Sachs Group 3.80% 15/03/2030	US	USD	47,619	47,318	0.01
Shriram Transport Finance 5.95% 24/10/2022 Reg S	IN	USD	55,712	46,653	0.01
ORIX	JP	JPY	4,601	46,213	0.01
Mitsubishi UFJ Financial Group 3.677% 22/02/2027	JP	USD	47,619	46,128	0.01
Aflac	US	USD	1,545	44,617	0.01
Ping An Insurance Group (H)	CN	HKD	4,925	43,628	0.01
Industrial & Commercial Bank of China (H)	CN	HKD	89,127	43,460	0.01
Bank of East Asia 5.625% VRN (Perpetual)	HK	USD	49,797	43,223	0.01
Barclays 5.875% VRN (Perpetual)	GB	GBP	39,829	42,986	0.01
ANZ 1.125% VRN 21/11/2029 EMTN	AU	EUR	42,698	42,961	0.01
ASR Nederland 3.375% VRN 02/05/2049	NL	EUR	39,829	42,681	0.01
UBS Group 3.126% VRN 13/08/2030 144A	CH	USD	45,238	42,677	0.01
Zurich Finance UK 6.625% VRN (Perpetual) EMTN	GB	GBP	34,253	41,956	0.01
Morgan Stanley 1.342% VRN 23/10/2026 EMTN	US	EUR	39,682	41,762	0.01
Intermediate Capital Group	GB	GBP	3,204	41,718	0.01
Bank Mandiri Persero	ID	IDR	124,174	41,510	0.01
Banorte 7.625% VRN (Perpetual) Reg S	MX	USD	47,794	41,024	0.01
Van Lanschot Kempen	NL	EUR	2,373	40,820	0.01
Housing Development Finance	IN	INR	1,824	40,673	0.01
Arch Capital Group	BM	USD	1,558	40,659	0.01
TMB Bank 4.90% VRN (Perpetual) EMTN	TH	USD	48,788	39,678	0.01
Goosehead Insurance	US	USD	379	38,917	0.01
Hamilton Lane	US	USD	645	38,308	0.01
Ally Financial 8.00% 01/11/2031 (A)	US	USD	31,746	37,677	0.01
General Electric 4.875% 18/09/2037 EMTN	US	GBP	31,746	37,495	0.01
Sberbank of Russia Perpetual (Pref'd)	RU	USD	17,886	37,367	0.01
Euronext	NL	EUR	415	37,170	0.01
AIA Group 3.20% 16/09/2040 Reg S	HK	USD	40,551	35,860	0.01
Natwest Group 0.75% VRN 15/11/2025	GB	EUR	35,714	35,798	0.01
AIB Group 6.25% VRN (Perpetual)	IE	EUR	35,256	35,565	0.01
Bank of East Asia 5.825% VRN (Perpetual) EMTN	HK	USD	39,032	34,404	0.01
Banco Santander 2.125% 08/02/2028 EMTN	ES	EUR	31,746	33,481	0.01
Banca Generali	IT	EUR	1,343	32,780	0.01
ICICI Lombard General Insurance	IN	INR	2,279	32,572	0.01
Bangkok Bank 5.00% VRN (Perpetual) Reg S	TH	USD	37,280	32,111	0.01
IG Group Holdings	GB	GBP	3,746	31,701	0.01
AerCap Global Aviation Trust 3.875% 23/01/2028	IE	USD	38,889	31,555	0.01
Kyobo Life Insurance 3.95% VRN (Perpetual) Reg S	KR	USD	35,714	31,378	0.01
ASR Nederland	NL	EUR	1,190	31,059	0.01
Raiffeisen Bank Intl. 6.125% VRN (Perpetual)	AT	EUR	31,863	30,832	0.01
Kasikornbank PCL 3.343% VRN 02/10/2031 EMTN	TH	USD	36,338	30,603	0.01
SCOR	FR	EUR	1,437	29,970	0.01
Yes Bank Ifsc Banking UB 3.75% 06/02/2023 EMTN	IN	USD	35,665	29,728	0.01
Chailease Holding	TW	TWD	7,071	29,563	0.01
DH Europe Finance II 0.75% 18/09/2031	LU	EUR	29,032	29,438	0.01
Bank of East Asia 5.50% VRN (Perpetual) EMTN	HK	USD	33,647	28,873	0.01
Intesa Sanpaolo 5.875% VRN (Perpetual) EMTN	IT	EUR	29,561	28,829	0.01
E.Sun Financial Holding	TW	TWD	38,773	28,337	0.01
Power Finance 3.25% 16/09/2024	IN	USD	31,746	27,851	0.01
Vienna Ins. Group Wiener Versicherung Gruppe	AT	EUR	1,590	27,706	0.01
Santander UK Group Hldgs 7.375% VRN (Perpetual)	GB	GBP	23,897	27,599	0.01
Fortune Star 6.75% 02/07/2023	VG	USD	30,787	27,365	0.01
KBC Ancora	BE	EUR	1,093	26,555	0.01
China Merchants Bank (H)	CN	HKD	5,890	26,348	0.01
Barclays 1.700% VRN 03/11/2026	GB	GBP	22,841	25,409	0.01
Credit Agricole	FR	EUR	3,698	25,083	0.01
Agricultural Bank of China (H)	CN	HKD	84,104	24,395	0.01
Svenska 4.75% Handelsbanken VRN (Perpetual)	SE	USD	27,084	24,046	0.01
ING Groep 3.00% 18/02/2026 EMTN	NL	GBP	19,047	23,136	0.01
Westpac Banking 0.022% FRN 04/12/2020 EMTN	AU	EUR	22,608	22,619	0.01
Tesco Property Finance 3 5.744% 13/04/2040	GB	GBP	15,209	22,457	0.01
Phoenix Group Holdings 5.625% VRN (Perpetual)	GB	USD	25,554	21,695	0.01
Zenkoku Hosho	JP	JPY	636	21,541	0.01
Bangkok Bank	TH	THB	8,016	21,291	0.01
Vedanta Resources Fin. II 8.00% 23/04/2023 Reg S	GB	USD	38,155	20,551	0.01
Vedanta Resources Fin. II 9.25% 23/04/2026 Reg S	GB	USD	37,684	20,313	0.01
Aviva 4.00% VRN 03/06/2055	GB	GBP	16,832	19,799	0.01
Fortune Star 5.25% 23/03/2022	VG	USD	22,207	19,156	0.01
UniCredit 7.50% VRN (Perpetual)	IT	EUR	16,728	18,035	0.01
Commerzbank 1.25% 23/10/2023 EMTN	DE	EUR	17,460	17,964	0.01
Draper Esprit	GB	GBP	2,609	17,581	0.01
HDFC Standard Life Insurance	IN	INR	2,507	17,105	0.00

현재 투자종목 명세서서 2020년 10월 31일

	국가 코드	CCY	주식 또는 명목	시장 가격 EUR순	% 자산
Sparebanken Vest	NO	NOK	3,100	16,995	0.00
KB Financial Group	KR	KRW	550	16,879	0.00
Bank Tabungan Pensiunan Nasional Syariah	ID	IDR	77,254	16,562	0.00
Chong HING Bank 5.70% VRN (Perpetual) EMTN	HK	USD	19,179	16,411	0.00
Fortune Star 5.95% 19/10/2025	VG	USD	18,842	16,260	0.00
ANZ 6.75% VRN (Perpetual) Reg S	AU	USD	16,689	16,258	0.00
Muangthai Capital	TH	THB	10,636	16,021	0.00
Commonwealth Bank of Australia	AU	AUD	383	15,948	0.00
Banorte 8.375% VRN (Perpetual) Reg S	MX	USD	15,931	14,533	0.00
Mongolian Mortgage 9.75% 29/01/2022 Reg S	MN	USD	16,823	14,369	0.00
Banorte 6.75% VRN (Perpetual) Reg S	MX	USD	15,931	13,777	0.00
RKP Overseas Finance 2016 7.950% (Perpetual)	VG	USD	16,150	13,475	0.00
Sompo Holdings	JP	JPY	398	12,766	0.00
Kasikornbank (F)	TH	THB	6,068	12,690	0.00
Tuspark Forward 7.95% 15/08/2021	VG	USD	26,244	12,615	0.00
Wealth Driven 5.50% 17/08/2023	VG	USD	14,132	12,230	0.00
Axis Bank	IN	INR	2,086	11,871	0.00
Volkswagen Leasing 1.625% 15/08/2025 EMTN	DE	EUR	11,111	11,759	0.00
Aruhi	JP	JPY	725	11,168	0.00
Dah Sing Banking Group	HK	HKD	15,112	11,157	0.00
Shriram Transport Finance 5.70% 27/02/2022 EMTN	IN	USD	12,927	10,901	0.00
Bajaj Finance	IN	INR	280	10,723	0.00
CITIC Securities (H)	CN	HKD	5,620	10,469	0.00
Tisco Financial Group	TH	THB	5,190	10,078	0.00
LPI Capital	MY	MYR	3,728	9,838	0.00
Unigroup International Holdings 6.00% 10/12/2020	VG	USD	13,459	9,834	0.00
China Minsheng Banking (H)	CN	HKD	19,646	9,230	0.00
Xtrackers Euro Stoxx 50 UCITS ETF	LU	EUR	203	9,078	0.00
BFI Finance Indonesia	ID	IDR	392,784	8,756	0.00
Huatai Securities (H)	CN	HKD	6,268	8,716	0.00
China Cinda Asset Management (H)	CN	HKD	51,277	8,258	0.00
Sumitomo Mitsui Fin. Group 2.142% 23/09/2030	JP	USD	9,421	7,949	0.00
Samsung Fire & Marine Insurance	KR	KRW	55	7,470	0.00
Tuspark Forward 6.95% 18/06/2022	VG	USD	18,337	7,043	0.00
Noah Holdings ADR	CN	USD	294	6,615	0.00
Pearl Holding III 9.50% 11/12/2022 Reg S	KY	USD	29,609	6,227	0.00
Fortune Star 5.95% 29/01/2023	VG	USD	6,561	5,733	0.00
SBI Holdings	JP	JPY	256	5,062	0.00
Mega Financial Holding	TW	TWD	6,052	5,013	0.00
China International Capital (H)	CN	HKD	2,464	4,943	0.00
Minkabu The Infonoid	JP	JPY	214	4,436	0.00
Kotak Mahindra Bank	IN	INR	247	4,419	0.00
China Taiping Insurance Holdings	HK	HKD	2,898	3,756	0.00
HDFC Bank ADR	IN	USD	50	2,426	0.00
CIMB Group Holdings	MY	MYR	675	411	0.00
				32,988,041	**9.63**

부동산

	국가 코드	CCY	주식 또는 명목	시장 가격 EUR순	% 자산
Vonovia	DE	EUR	30,237	1,657,570	0.48
GCP Student Living REIT	GB	GBP	743,437	925,845	0.27
Tritax EuroBox	GB	EUR	588,847	588,847	0.17
American Campus Communities REIT	US	USD	15,287	488,240	0.14
Prologis REIT	US	USD	2,630	223,937	0.07
China SCE Group Holdings 7.375% 09/04/2024	KY	USD	171,430	151,199	0.04
UNITE Group REIT	GB	GBP	16,314	151,103	0.04
Crown Castle International 3.30% 01/07/2030	US	USD	135,198	126,643	0.04
American Tower 2.10% 15/06/2030	US	USD	127,976	110,527	0.03
American Tower 3.10% 15/06/2050	US	USD	127,976	107,724	0.03
Invitation Homes REIT	US	USD	4,155	96,866	0.03
American Tower 3.60% 15/01/2028	US	USD	91,412	87,730	0.03
Crown Castle International 5.20% 15/02/2049	US	USD	76,512	85,017	0.02
Yuzhou Properties 7.375% 13/01/2026	KY	USD	96,902	80,274	0.02
Yango Justice International 9.25% 15/04/2023	HK	USD	82,172	73,787	0.02
China Evergrande Group 8.75% 28/06/2025	KY	USD	111,815	71,025	0.02
Yuzhou Properties 8.30% 27/05/2025	KY	USD	78,060	68,160	0.02
ADO Properties (A)	DE	EUR	2,949	63,639	0.02
Shurgard Self Storage	LU	EUR	1,665	60,956	0.02
Sunac China Holdings 6.50% 10/01/2025	KY	USD	72,845	60,181	0.02
Digital Dutch Finco 1.50% 15/03/2030	NL	EUR	52,562	55,612	0.02
Ronshine China Holdings 11.25% 22/08/2021	KY	USD	60,826	54,167	0.02
Yango Justice International 10.25% 18/03/2022	HK	USD	57,872	52,219	0.02
Redsun Properties Group 9.95% 11/04/2022	KY	USD	58,713	51,966	0.02
New Metro Global 6.80% 05/08/2023	VG	USD	58,101	51,719	0.02
Easy Tactic 9.125% 28/07/2022	VG	USD	63,256	51,443	0.02
Crown Castle International 4.15% 01/07/2050	US	USD	51,794	51,066	0.01
China SCE Group Holdings 7.25% 19/04/2023	KY	USD	57,872	51,005	0.01
Sunac China Holdings 7.50% 01/02/2024	KY	USD	57,872	49,801	0.01
Redsun Properties Group 9.70% 16/04/2023	KY	USD	54,844	48,429	0.01
Kaisa Group Holdings 11.50% 30/01/2023	KY	USD	54,467	47,332	0.01
Theta Capital 8.125% 22/01/2025	SG	USD	59,555	46,261	0.01
Yango Justice International 8.25% 25/11/2023	HK	USD	51,984	45,564	0.01
Sunac China Holdings 6.50% 09/07/2023	KY	USD	53,835	45,399	0.01
Sunac China Holdings 7.00% 09/07/2025	KY	USD	53,835	44,843	0.01
Land Securities Capital Mks 1.974% 08/02/2024 EMTN	GB	GBP	39,063	44,628	0.01
Fantasia Holdings Group 15.00% 18/12/2021	KY	USD	48,283	44,550	0.01
Scenery Journey 11.50% 24/10/2022	VG	USD	60,699	44,282	0.01
KWG Group Holdings 7.40% 05/03/2024 EMTN	KY	USD	48,283	43,415	0.01
Fantasia Holdings Group 11.875% 01/06/2023	KY	USD	47,105	41,945	0.01
Seazen Group 6.45% 11/06/2022	KY	USD	47,105	41,214	0.01
Kaisa Group Holdings 8.50% 30/06/2022	KY	USD	48,451	40,652	0.01
China Resources Land	HK	HKD	11,536	40,485	0.01
China Aoyuan Group 8.50% 23/01/2022	KY	USD	45,255	39,912	0.01
Sino-Ocean Land Treasure III 4.90% VRN (Perpetual)	VG	USD	52,489	37,841	0.01
Kaisa Group Holdings 10.875% 23/07/2023	KY	USD	43,741	37,356	0.01
Agile Group Holdings 7.875% VRN (Perpetual)	KY	USD	42,058	36,959	0.01
Zhenro Properties Group 7.875% 14/04/2024	KY	USD	42,227	36,156	0.01
MPT Operating Partnership 4.625% 01/08/2029	US	USD	39,682	35,720	0.01
Ascendas Real Estate Investment Trust REIT	SG	SGD	19,607	35,526	0.01
Grand City Properties 1.375% 03/08/2026 EMTN	LU	EUR	33,333	35,101	0.01
China South City Holdings 11.50% 12/02/2022	HK	USD	41,015	34,874	0.01
China Evergrande Group 11.50% 22/01/2023	KY	USD	48,451	34,827	0.01
RKPF Overseas 2019 A 6.70% 30/09/2024	VG	USD	38,862	34,534	0.01
Redsun Properties Group 10.50% 03/10/2022	KY	USD	37,819	33,798	0.01
KWG Group Holdings 7.875% 09/08/2021	KY	USD	37,684	33,138	0.01
Grand City Properties 3.75% VRN (Perpetual)	LU	EUR	31,863	32,902	0.01
Digital Euro Finco 1.125% 09/04/2028	US	EUR	31,746	32,825	0.01
Globalworth 2.95% 29/07/2026 EMTN	GB	EUR	32,539	32,401	0.01
CIFI Holdings Group 6.00% 16/07/2025	KY	USD	36,338	32,204	0.01
Seazen Group 6.00% 12/08/2024	KY	USD	37,011	32,167	0.01
China Overseas Land & Investment	HK	HKD	14,801	31,901	0.01
Urban & Civic	GB	GBP	13,979	31,864	0.01
Healthcare Realty Trust REIT	US	USD	1,332	31,674	0.01
Relo Group	JP	JPY	1,535	31,645	0.01
China Evergrande Group 8.25% 23/03/2022	KY	USD	43,741	31,631	0.01
KWG Group Holdings 7.40% 13/01/2027	KY	USD	36,170	31,165	0.01
Ronshine China Holdings 6.75% 05/08/2024	KY	USD	36,338	30,874	0.01
China Aoyuan Group 6.35% 08/02/2024	KY	USD	34,993	30,563	0.01
Zhenro Properties Group 8.70% 03/08/2022	KY	USD	34,656	30,489	0.01
Yango Justice International 9.50% 03/04/2021	HK	USD	33,647	29,367	0.01
Kaisa Group Holdings 11.75% 26/02/2021	KY	USD	33,478	29,167	0.01
Yango Justice International 10.00% 12/02/2023	HK	USD	31,796	28,859	0.01
Open House	JP	JPY	973	28,467	0.01
Kaisa Group Holdings 10.50% 15/01/2025	KY	USD	34,656	27,813	0.01
Times China Holdings 7.625% 21/02/2022	KY	USD	31,123	27,281	0.01
China Evergrande Group 12.00% 22/01/2024	KY	USD	37,516	27,208	0.01
China Evergrande Group 6.25% 28/06/2021	KY	USD	33,647	26,960	0.01
Prologis 3.00% 02/06/2026	US	EUR	23,016	26,819	0.01
China Evergrande Group 9.50% 11/04/2022	KY	USD	33,647	24,692	0.01
Jababeka International 6.50% 05/10/2023 Reg S	NL	USD	33,647	24,477	0.01
KWG Group Holding 5.20% 21/09/2022	KY	USD	27,927	24,030	0.01
Yuzhou Properties 5.375% VRN (Perpetual)	KY	USD	28,431	23,487	0.01
CPI Property Group 2.75% 22/01/2028 EMTN	LU	GBP	20,714	22,735	0.01
China Aoyuan Group 7.95% 19/02/2023	KY	USD	24,461	22,123	0.01
RKI Overseas Finance 2017 A 7.00% (Perpetual)	VG	USD	28,600	21,929	0.01
APL Realty Holdings Pte 5.95% 02/06/2024	SG	USD	35,914	21,380	0.01
Wanda Properties Overseas 6.875% 23/07/2023	VG	USD	25,228	21,221	0.01
Kaisa Group Holdings 9.375% 30/06/2024	KY	USD	26,783	20,888	0.01
Yango Justice International 6.80% 11/03/2021 EMTN	HK	USD	24,226	20,846	0.01
China South City Holdingss 10.875% 26/06/2022	HK	USD	24,730	20,775	0.01
City Developments	SG	SGD	5,204	20,756	0.01
Kaisa Group Holdings 11.25% 09/04/2022	KY	USD	22,543	19,785	0.01
Pakuwon Prima 5.00% 14/02/2024	SG	USD	22,543	19,690	0.01
Jinke Properties Group 8.375% 20/06/2021	CN	USD	21,197	18,535	0.01
Urban Logistics REIT	GB	GBP	12,149	18,507	0.01
CIFI Holdings Group 5.50% 23/01/2022	KY	USD	20,188	17,588	0.01
Land & Houses	TH	THB	95,268	16,749	0.00
Theta Capital 6.75% 31/10/2026	SG	USD	23,048	16,371	0.00
Redco Properties Group 8.50% 19/08/2021	KY	USD	18,842	16,132	0.00
Shimao Group Holdings 4.60% 13/07/2030	KY	USD	17,496	16,111	0.00
RKPF Overseas 2019 6.00% 04/09/2025	VG	USD	18,647	16,030	0.00
Country Garden Holdings 4.80% 06/08/2030	KY	USD	17,496	15,960	0.00
Pakuwon Jati	ID	IDR	659,987	15,830	0.00
Times China Holdings 6.75% 08/07/2025	KY	USD	18,169	15,792	0.00
Greentown China Holdings 5.65% 13/07/2025	KY	USD	17,496	15,615	0.00
Greentown China Holdings 4.70% 29/04/2025	KY	USD	18,169	15,611	0.00
Keppel Pacific Oak US REIT	SG	USD	25,546	15,370	0.00
Cromwell European REIT	SG	EUR	33,163	15,108	0.00
Robinsons Land	PH	PHP	56,221	14,955	0.00
Ascendas India Trust	SG	SGD	18,127	14,828	0.00
Wanda Properties International 7.25% 29/01/2024	VG	USD	17,496	14,776	0.00
Sunac China Holdings 7.875% 15/02/2022	KY	USD	16,823	14,692	0.00
KWG Group Holdings 7.875% 01/09/2023	KY	USD	16,150	14,573	0.00
Properties 9.875% 02/05/2021	KY	USD	16,319	14,112	0.00
Kaisa Group Holdings 6.75% 18/02/2021	KY	USD	16,366	14,065	0.00
Kaisa Group Holdings 9.75% 28/09/2023 Reg S	KY	USD	16,150	13,377	0.00
Easy Tactic 8.125% 27/02/2023	VG	USD	17,496	13,215	0.00
Zhenro 9.15% 06/05/2023 Reg S	KY	USD	13,795	12,285	0.00
Agile Group Holdings 8.375% VRN (Perpetual)	KY	USD	13,459	12,000	0.00
Longfor Group Holdings 3.375% 13/04/2027	KY	USD	13,095	11,585	0.00

현재 투자종목 명세서서 2020년 10월 31일

	국가 코드	CCY	주식 또는 명목	시장 가격 EUR순	% 자산
Country Garden Holdings 5.40% 27/05/2025	KY	USD	12,281	11,359	0.00
Ronshine China Holdings 8.95% 22/01/2023	KY	USD	12,786	11,330	0.00
Supalai	TH	THB	26,107	11,269	0.00
Keppel DC REIT	SG	SGD	5,744	10,471	0.00
Yida China Holdings 14.00% 27/03/2022	KY	USD	16,534	10,253	0.00
Zhenro Properties Group 8.65% 21/01/2023	KY	USD	11,608	10,213	0.00
AREIT REIT	PH	PHP	22,500	10,195	0.00
China Evergrande Group 4.25% 14/02/2023	KY	HKD	94,211	9,723	0.00
China Aoyuan Group 7.50% 10/05/2021	KY	USD	10,094	8,772	0.00
CIFI Holdings Group 5.375% VRN (Perpetual)	KY	USD	10,094	8,632	0.00
Zhenro Properties Group 5.60% 28/02/2021	KY	USD	9,758	8,354	0.00
Jingrui Holdings 9.45% 23/04/2021	KY	USD	9,758	8,229	0.00
Lodha Developers International 14.00% 12/03/2023	MU	USD	10,094	8,058	0.00
Goodman Group REIT	AU	AUD	722	8,013	0.00
Link REIT	HK	HKD	1,199	7,854	0.00
Kaisa Group Holdings 11.95% 22/10/2022 Reg S	KY	USD	8,075	7,106	0.00
KE Holdings ADR	CN	USD	117	6,996	0.00
SM Prime Holdings	PH	PHP	10,709	6,400	0.00
China Merchants Commercial REIT	HK	HKD	23,669	6,304	0.00
Central Pattana	TH	THB	5,950	6,282	0.00
Times China Holdings 10.95% 27/11/2020	KY	USD	6,729	5,820	0.00
Shimao Property Holdings	HK	HKD	1,841	5,595	0.00
CIFI Holdings Group 5.375% VRN (Perpetual)	KY	USD	5,383	4,632	0.00
Propnex	SG	SGD	11,503	4,556	0.00
Zhenro Properties Group 9.80% 20/08/2021	KY	USD	4,711	4,144	0.00
Redco Properties Group 11.50% 08/12/2020	KY	USD	4,711	4,059	0.00
Champion Sincerity Holdings 8.125% VRN (Perpetual)	VG	USD	4,206	3,781	0.00
Daibiru	JP	JPY	342	3,326	0.00
Heiwa Real Estate	JP	JPY	52	1,303	0.00
Cosmos Initia	JP	JPY	85	291	0.00
Shimao Services Holdings	CN	HKD	30	55	0.00
				8,481,216	2.48
정부					
US Treasury 0.625% 15/05/2030	US	USD	7,279,670	6,127,313	1.79
Germany 0.00% 15/02/2030	DE	EUR	5,291,964	5,626,077	1.64
Germany 0.00% 12/03/2021	DE	EUR	3,451,634	3,460,653	1.01
US Treasury 2.875% 31/10/2023	US	USD	2,792,710	2,589,026	0.76
US Treasury 2.375% 15/11/2049	US	USD	2,275,377	2,301,447	0.67
US Treasury 2.00% 15/02/2050	US	USD	2,364,152	2,210,273	0.65
Germany 0.00% 11/06/2021	DE	EUR	1,882,253	1,890,902	0.55
US Treasury 0.625% 15/08/2030	US	USD	2,182,215	1,832,239	0.53
US Treasury 0.250% 15/04/2023	US	USD	1,594,767	1,371,513	0.40
US Treasury 0.50% 31/03/2025	US	USD	1,478,491	1,278,703	0.37
Australia 1.75% 21/06/2051	AU	AUD	1,970,865	1,177,131	0.34
US Treasury Infl. Indexed Bonds 0.125% 15/07/2030	US	USD	1,168,817	1,116,362	0.33
US Treasury 0.25% 15/06/2023	US	USD	1,269,341	1,091,560	0.32
US Treasury Infl. Indexed Bonds 0.375% 15/07/2027	US	USD	933,913	938,455	0.27
US Treasury 3.00% 31/10/2025	US	USD	926,365	897,937	0.26
UK Treasury Inflation Linked 0.125% 10/08/2028	GB	GBP	552,149	822,323	0.24
Germany 0.25% 15/02/2029	DE	EUR	635,145	687,822	0.20
US Treasury 1.125% 28/02/2025	US	USD	682,845	606,553	0.18
US Treasury 1.25% 15/05/2050	US	USD	733,578	572,493	0.17
US Treasury 0.125% 15/09/2023	US	USD	667,487	571,874	0.17
US Treasury Infl. Indexed Bonds 0.625% 15/01/2026	US	USD	548,585	563,447	0.16
Germany 0.00% 15/08/2030	DE	EUR	522,848	556,022	0.16
US Treasury 0.25% 31/08/2025	US	USD	637,687	544,312	0.16
Germany Inflation Linked Bond 0.10% 15/04/2026	DE	EUR	442,004	501,485	0.15
US Treasury 0.125% 30/06/2022	US	USD	580,464	498,075	0.15
US Treasury 0.125% 15/05/2023	US	USD	564,375	483,854	0.14
Netherland 0.00% 15/07/2030	NL	EUR	458,642	482,085	0.14
US Treasury Infl. Indexed Bonds 0.50% 15/04/2024	US	USD	492,265	459,551	0.13
US Treasury 0.25% 31/05/2025	US	USD	487,041	416,328	0.12
US Treasury 1.50% 31/08/2021	US	USD	407,147	353,428	0.10
US Treasury 0.25% 30/06/2025	US	USD	413,363	353,154	0.10
US Treasury 0.50% 31/05/2027	US	USD	399,834	341,314	0.10
US Treasury 1.375% 15/08/2050	US	USD	332,738	268,085	0.08
Germany Inflation Linked Bond 0.50% 15/04/2030	DE	EUR	211,021	264,308	0.08
US Treasury 0.375% 30/09/2027	US	USD	264,545	223,307	0.07
France 0.10% 01/03/2028	FR	EUR	178,228	200,301	0.06
US Treasury Infl. Indexed Bonds 0.125% 15/04/2022	US	USD	213,873	198,628	0.06
US Treasury 0.375% 31/03/2022	US	USD	204,762	176,344	0.05
US Treasury Infl. Indexed Bonds 0.625% 15/04/2023	US	USD	172,524	161,118	0.05
US Treasury 1.125% 15/08/2040	US	USD	182,823	149,310	0.04
US Treasury 0.125% 30/09/2022	US	USD	172,219	147,764	0.04
US Treasury 0.50% 30/06/2027	US	USD	159,605	136,148	0.04
France 0.10% 01/03/2029	FR	EUR	106,937	119,496	0.03
Denmark Inflation Linked Bond 0.10% 15/11/2023	DK	DKK	712,910	108,503	0.03
US Treasury 0.125% 15/10/2023	US	USD	108,049	92,557	0.03
Italy 0.65% 15/05/2026	IT	EUR	85,549	88,560	0.03
France 0.10% 25/07/2036	FR	EUR	71,291	88,007	0.03
Australia 1.25% 21/05/2032	AU	AUD	111,522	69,680	0.02
Sweden Inflation Linked Bond 0.125% 01/12/2027	SE	SEK	605,974	69,385	0.02
Australia 2.75% 21/11/2029	AU	AUD	96,165	68,243	0.02
US Treasury 1.125% 15/05/2040	US	USD	79,364	65,034	0.02
Indonesia 4.875% 05/05/2021 Reg S	ID	USD	63,074	55,347	0.02
France 0.10% 01/03/2025	FR	EUR	48,121	52,334	0.02
US Treasury 0.50% 31/08/2027	US	USD	58,869	50,150	0.01
US Treasury 0.25% 30/09/2025	US	USD	44,335	37,826	0.01
Australia 0.75% 21/11/2027	AU	AUD	40,636	28,442	0.01
Canada Real Return Bond 4.00% 01/12/2031	CA	CAD	14,258	20,930	0.01
Sri Lanka 7.55% 28/03/2030 Reg S	LK	USD	41,722	19,664	0.01
Sri Lanka 7.85% 14/03/2029 Reg S	LK	USD	41,251	19,473	0.01
UK Treasury Inflation Linked 0.125% 22/03/2026	GB	GBP	11,050	16,514	0.00
Sri Lanka 6.20% 11/05/2027 Reg S	LK	USD	34,993	16,217	0.00
Sri Lanka 6.85% 14/03/2024 Reg S	LK	USD	14,132	6,914	0.00
Sri Lanka 6.35% 28/06/2024 Reg S	LK	USD	5,047	2,480	0.00
UK Treasury 5.00% 07/03/2025	GB	GBP	1,782	2,419	0.00
				45,747,199	13.35
폐쇄형 펀드					
International Public Partnerships	GB	GBP	656,238	1,225,877	0.36
Greencoat UK Wind Funds	GB	GBP	791,519	1,186,390	0.35
Sequoia Economic Infrastructure Income Fund	GB	GBP	667,498	776,350	0.23
Starwood European Real Estate Finance	GB	GBP	388,970	369,793	0.11
CVC Credit Partners European Opportunities	GB	GBP	271,992	283,079	0.08
KKV Secured Loan Fund C	GB	GBP	611,828	227,223	0.07
Axiom European Financial Debt Fund	GB	GBP	220,616	214,645	0.06
TwentyFour Income Fund	GB	GBP	159,924	184,047	0.05
KKV Secured Loan Fund	GB	GBP	887,510	130,757	0.04
Oakley Capital Investments Fund	BM	GBP	20,071	56,799	0.02
Gemfields Group	GB	ZAR	133,757	8,837	0.00
				4,663,797	1.36
개방형 펀드					
PIMCO GIS Global Bond Fund	IE	EUR	1,336,793	39,154,681	11.43
BlackRock Global Funds - Euro Bond Fund	LU	EUR	1,968,625	31,084,591	9.07
BlackRock Global Index Funds - iShares EM	LU	EUR	72,699	8,648,247	2.52
Vontobel Fund - Twentyfour Monument Ass. Bac. Sec	LU	EUR	81,081	8,241,043	2.41
Goldman Sachs - SICAV I - GS Emerging Markets	LU	USD	438,157	7,563,062	2.21
Majedie Asset Tortoise Fund (H)	IE	EUR	4,656,798	3,732,927	1.09
Assenagon Alpha Volatility	LU	EUR	2,988	3,565,292	1.04
Helium Fund - Helium Performance	LU	EUR	2,789	2,822,603	0.82
Fidelity ILF - The Euro Fund - A-ACC-EUR	IE	EUR	190	2,616,572	0.76
ADG Systematic Macro UCITS Fund E GBP	LU	GBP	20,468	2,150,458	0.63
Alma Capital Invest. Funds - AH&W US Large Cap	LU	USD	19,618	2,002,485	0.58
Fidelity ILF - The US Dollar Fund - A-ACC-USD	IE	USD	98	1,528,646	0.45
State Street Europe Value Spotlight Fund	LU	EUR	188,495	1,475,912	0.43
Fulcrum Multi Asset Trend Fund	LU	EUR	8,873	656,503	0.19
				115,243,022	33.63
주식 연계 채권					
HSBC (Kweichow Moutai (A)) ELN 12/04/2024	CN	USD	98	20,969	0.01
HSBC (Hangzhou Hikvision Digital (A)) ELN 08/2021	CN	USD	3,074	17,729	0.01
HSBC (Weichai Power (A)) ELN 07/05/2021	CN	USD	4,169	8,093	0.00
HSBC (China Nat'l. Accord Med (A)) ELN 15/10/2021	CN	USD	687	4,387	0.00
HSBC (China (S) Publish & Med (A)) ELN 23/11/2022	CN	USD	1,916	2,579	0.00
HSBC (Wuhu Sanqi IA Ent (A)) ELN 16/09/2021	CN	USD	197	748	0.00
UBS (Focus Media Info. Tech (A)) ELN 10/03/2021	CN	USD	33	39	0.00
				54,544	0.02
커뮤니케이션 서비스					
T-Mobile US	US	USD	7,507	699,954	0.20
Elisa	FI	EUR	3,620	152,907	0.04
Netflix 3.625% 15/06/2030 Reg S	US	EUR	126,605	138,448	0.04
Infrastrutture Wireless Italiane	IT	EUR	14,332	133,002	0.04
Netflix	US	USD	317	129,243	0.04
Vodafone Group 6.25% VRN 03/10/2078	GB	USD	135,989	126,207	0.04
Verizon Communications 1.85% 18/05/2040	US	EUR	108,104	121,090	0.04
Liberty Global	GB	USD	6,516	103,162	0.03
Verizon Communications	US	USD	2,048	100,044	0.03
China Mobile	HK	HKD	17,147	90,022	0.03
Verizon Communications 4.812% 15/03/2039	US	USD	79,364	88,594	0.03
CK Hutchison Group Telecom 1.50% 17/10/2031	LU	EUR	61,730	65,593	0.02
Swisscom	CH	CHF	143	62,465	0.02
Cellnex Telecom 1.875% 26/06/2029	ES	EUR	55,555	56,717	0.02
Deutsche Telekom	DE	EUR	3,824	49,977	0.01
Tele2	SE	SEK	4,758	48,491	0.01
Telekomunikasi Indonesia Persero	ID	IDR	306,714	46,588	0.01
AT&T 3.65% 01/06/2051	US	USD	53,019	44,574	0.01
Walt Disney 2.20% 13/01/2028	US	USD	43,512	39,098	0.01
Cellnex Telecom 0.50% 05/07/2028	ES	EUR	27,880	38,637	0.01
Sea ADR	SG	USD	279	37,824	0.01
Netflix 4.625% 15/05/2029	US	EUR	31,994	37,272	0.01
AT&T 4.35% 01/03/2029	US	USD	36,565	36,557	0.01
Singapore Telecommunications	SG	SGD	28,182	35,980	0.01
Advanced Info Service	TH	THB	7,493	35,576	0.01
UPCB Finance IV 4.00% 15/01/2027 Reg S	KY	EUR	32,908	33,310	0.01
SoftBank Group 5.125% 19/09/2027	JP	USD	33,727	29,315	0.01

현재 투자종목 명세서서 2020년 10월 31일

	국가 코드	CCY	주식 또는 명목	시장 가격 EUR순	% 자산
NOS SGPS	PT	EUR	8,063	23,771	0.01
SoftBank Group 6.00% VRN (Perpetual)	JP	USD	28,936	23,061	0.01
HKBN	HK	HKD	11,969	17,774	0.01
AT&T 4.50% 15/05/2035	US	USD	17,460	17,524	0.01
Sarana Menara Nusantara	ID	IDR	284,386	16,350	0.00
Pebble Group	GB	GBP	20,430	16,129	0.00
Bharti Airtel 1.50% 17/02/2025 Reg S	IN	USD	16,823	15,978	0.00
Bharti Airtel	IN	INR	2,847	14,283	0.00
LG Uplus	KR	KRW	1,646	13,827	0.00
Globe Telecom	PH	PHP	337	12,128	0.00
TIME dotCom	MY	MYR	4,405	11,715	0.00
XL Axiata	ID	IDR	95,625	11,216	0.00
Axiata SPV5 3.064% 19/08/2050 EMTN	MY	USD	13,176	10,863	0.00
Dr Peng Holding HongKong 7.55% 01/12/2021	HK	USD	16,933	10,065	0.00
SoftBank Group	JP	JPY	105	5,881	0.00
China Unicom	HK	HKD	11,113	5,869	0.00
SoftBank Group 6.125% 20/04/2025	JP	USD	5,733	5,266	0.00
Telstra	AU	AUD	3,008	4,860	0.00
SoftBank Group 6.25% 15/04/2028	JP	USD	4,859	4,532	0.00
Daiichikosho	JP	JPY	148	4,335	0.00
Nippon Telegraph & Telephone	JP	JPY	138	2,492	0.00
Internet Initiative Japan	JP	JPY	14	539	0.00
ARTERIA Networks	JP	JPY	28	379	0.00
				2,829,484	**0.83**

증권 자격 취득 또는 기타 통제 된 시장 에서 죽음을 맞게

에너지

	국가 코드	CCY	주식 또는 명목	시장 가격 EUR순	% 자산
Kommunalbanken 0.875% 12/03/2025 144A	NO	USD	274,235	238,832	0.07
Diamondback Energy 3.50% 01/12/2029	US	USD	205,863	176,019	0.05
Aker BP 4.00% 15/01/2031 144A	NO	USD	182,092	153,261	0.04
Eni 4.75% 12/09/2028	IT	USD	78,724	78,882	0.02
Diamondback Energy 5.375% 31/05/2025	US	USD	75,963	67,456	0.02
Aker BP 2.875% 15/01/2026 144A	NO	USD	68,888	58,607	0.02
Tengizchevroil Finance 2.625% 15/08/2025 Reg S	BM	USD	67,460	58,200	0.02
Cheniere Energy	US	USD	1,389	56,552	0.02
Diamondback Energy 3.25% 01/12/2026	US	USD	53,476	47,159	0.01
Diamondback Energy 2.875% 01/12/2024	US	USD	42,963	37,365	0.01
Energy Transfer Operating 5.80% 15/06/2038	US	USD	31,746	27,847	0.01
Eni 4.00% 12/09/2023 Reg S	IT	USD	24,882	23,117	0.01
Aker BP 5.875% 31/03/2025 144A	NO	USD	8,000	7,095	0.00
				1,030,392	**0.30**

유틸리티

	국가 코드	CCY	주식 또는 명목	시장 가격 EUR순	% 자산
Endesa	ES	EUR	10,683	245,806	0.07
Iberdrola	ES	EUR	16,672	168,800	0.05
Greenko Dutch 5.25% 24/07/2024 Reg S	NL	USD	85,059	75,138	0.02
APT Pipelines 4.25% 15/07/2027 Reg S	AU	USD	71,428	68,844	0.02
Enagas	ES	EUR	2,106	39,018	0.01
Exelon Generation 5.60% 15/06/2042	US	USD	35,714	34,744	0.01
Exelon 4.70% 15/04/2050	US	USD	31,746	34,442	0.01
Red Electrica	ES	EUR	1,689	25,547	0.01
AES Gener 7.125% VRN 26/03/2079 Reg S	CL	USD	15,334	13,664	0.00
				706,003	**0.21**

소재

	국가 코드	CCY	주식 또는 명목	시장 가격 EUR순	% 자산
Glencore Funding 2.50% 01/09/2030 144A	US	USD	245,714	205,005	0.06
Vidrala	ES	EUR	536	43,928	0.01
Grupo Mexico	MX	MXN	14,917	36,349	0.01
Votorantim 7.25% 05/04/2041 Reg S	LU	USD	17,857	19,619	0.01
PhosAgro GDR	RU	USD	1,280	12,660	0.00
Novolipetsk Steel GDR	RU	USD	556	11,096	0.00
Vidrala (BR) RTS 05/11/2020	ES	EUR	549	2,249	0.00
				330,906	**0.10**

산업재

	국가 코드	CCY	주식 또는 명목	시장 가격 EUR순	% 자산
Ferrovial	ES	EUR	15,648	290,667	0.08
Delta Air Lines 7.00% 01/05/2025 144A	US	USD	63,492	59,501	0.02
Ryanair Holdings	IE	EUR	4,902	57,968	0.02
Delta Air lines 4.50% 20/10/2025 144A	SU	USD	46,485	40,430	0.01
Irish Continental Group	IE	EUR	12,782	40,136	0.01
Localiza Rent a Car	BR	BRL	3,665	33,636	0.01
Applus Services	ES	EUR	4,931	33,163	0.01
Avolon Holdings Funding 2.875% 15/02/2025 144A	KY	USD	31,746	25,731	0.01
Vietnam Engine & Argicultural Machinery	VN	VND	7,697	12,026	0.00
Viettel Post Joint Stock	VN	VND	3,001	12,002	0.00
Delta Air lines 4.75% 20/10/2028 144A	SU	USD	11,323	9,923	0.00
Ashtead Capital 4.00% 01/05/2028 144A	US	USD	9,127	8,186	0.00
Hokkaido Chuo Bus	JP	JPY	3	73	0.00
				623,442	**0.18**

정보 기술

	국가 코드	CCY	주식 또는 명목	시장 가격 EUR순	% 자산
Adevinta 2.625% 15/11/2025 Reg S	NO	EUR	183,079	183,033	0.05
Microsoft 2.40% 08/08/2026	US	USD	127,976	119,342	0.03
Apple 2.75% 13/01/2025	US	USD	112,802	104,795	0.03
Adevinta 3.00% 15/11/2027 Reg S	NO	EUR	89,821	90,749	0.03
Cree 1.75% 01/05/2026	US	USD	63,988	82,808	0.02
Dell International 8.10% 15/07/2036 144A	US	USD	60,317	70,077	0.02
Alphabet 2.05% 15/08/2050	US	USD	79,364	61,982	0.02
Envestnet 0.75% 15/08/2025	US	USD	68,102	58,736	0.02
Microsoft 2.525% 01/06/2050	US	USD	65,079	56,940	0.02
Microsoft 2.675% 01/06/2060	US	USD	48,333	42,505	0.01
Hewlett Packard Enterprise 4.65% 01/10/2024	US	USD	36,127	35,031	0.01
Amadeus IT Group	ES	EUR	579	23,716	0.01
Fiserv 1.625% 01/07/2030	US	EUR	20,635	22,433	0.01
Apple 3.85% 04/08/2046	US	USD	17,460	18,422	0.01
Science Applications Intl. 4.875% 01/04/2028 144A	US	USD	18,282	16,466	0.00
Taiwan Union Technology	TW	TWD	2,488	7,119	0.00
				994,154	**0.29**

소비재

	국가 코드	CCY	주식 또는 명목	시장 가격 EUR순	% 자산
Industria de Diseno Textil	ES	EUR	13,741	291,182	0.08
Charter Communications 6.834% 23/10/2055	US	USD	218,218	265,302	0.08
Charter Communications 6.484% 23/10/2045	US	USD	176,881	205,656	0.06
Lennar 5.00% 15/06/2027	US	USD	156,497	153,803	0.04
Intercontinental Hotel Grp. 1.625% 08/10/2024 EMTN	GB	EUR	150,774	150,541	0.04
Lennar 5.375% 01/10/2022	US	USD	154,943	142,104	0.04
Charter Communications 5.75% 01/04/2048	US	USD	125,900	135,557	0.04
Expedia Group 4.625% 01/08/2027 144A	US	USD	130,481	117,603	0.03
Expedia Group 3.60% 15/12/2023 144A	US	USD	130,481	115,246	0.03
Marriott International 3.125% 15/06/2026	US	USD	91,412	78,778	0.02
Volkswagen Group 4.625% 13/11/2025 Reg S	US	USD	71,301	70,843	0.02
Hilton Domestic Operating 4.875% 15/01/2030	US	USD	79,528	70,352	0.02
Wynn Macau 5.125% 15/12/2029 Reg S	KY	USD	87,313	69,495	0.02
Marriott International 4.625% 15/06/2030	US	USD	64,463	59,132	0.02
Melco Resorts Finance 5.625% 17/07/2027 Reg S	KY	USD	64,568	56,384	0.02
Booking Holdings 4.625% 13/04/2030	US	USD	47,619	48,494	0.01
Lennar 5.25% 01/06/2026	US	USD	33,822	33,059	0.01
Glenveagh Properties	IE	EUR	36,571	26,879	0.01
Dalata Hotel Group	IE	EUR	10,203	24,692	0.01
Applegreen	IE	EUR	7,890	22,407	0.01
Sands China 3.80% 08/01/2026 Reg S	KY	USD	15,079	13,290	0.00
				2,150,799	**0.63**

소비재

	국가 코드	CCY	주식 또는 명목	시장 가격 EUR순	% 자산
Lamb Weston Holdings 4.625% 01/11/2024 144A	US	USD	119,749	106,382	0.03
Keurig Dr Pepper 5.085% 25/05/2048	US	USD	91,412	105,173	0.03
Barry Callebaut Services 5.50% 15/06/2023 144A	BE	USD	91,412	84,542	0.02
Keurig Dr Pepper 4.985% 25/05/2038	US	USD	66,666	73,579	0.02
Mars 4.20% 01/04/2059 144A	US	USD	27,349	30,130	0.01
Barry Callebaut Services 5.50% 15/06/2023 Reg S	BE	USD	25,193	23,300	0.01
X5 Retail Group GDR	RU	USD	518	15,614	0.00
Quang Ngai Sugar	VN	VND	12,841	15,118	0.00
Lamb Westton Holdings 4.875% 15/05/2028 144A	US	USD	15,997	14,903	0.00
				468,741	**0.14**

건강

	국가 코드	CCY	주식 또는 명목	시장 가격 EUR순	% 자산
AbbVie 2.30% 21/11/2022 144A	US	USD	263,722	234,587	0.07
Royalty Pharma 0.75% 02/09/2023 144A	GB	USD	161,341	138,527	0.04
Royalty Pharma 1.20% 02/09/2025 144A	GB	USD	130,719	111,754	0.03
Bayer US Finance 4.70% 15/07/2064 144A	US	USD	105,836	102,523	0.03
AbbVie 2.95% 21/11/2026 144A	US	USD	107,866	101,185	0.03
Nutrition 1.23% 01/10/2025 144A	US	USD	106,641	91,714	0.03
Bayer US Finance II 4.25% 15/12/2025 144A	US	USD	90,497	88,370	0.03
Centene 5.375% 01/06/2026 144A	US	USD	91,412	82,656	0.02
Nutritio & Bioscience 1.832% 15/10/2027 144A	US	USD	93,459	80,470	0.02
Royalty Pharma 3.55% 02/09/2050 144A	GB	USD	93,697	77,324	0.02
Nutrition & Bioscience 3.268% 15/11/2040 144A	US	USD	65,487	57,786	0.02
Royalty Pharma 1.75% 02/09/2027 144A	GB	USD	64,354	54,982	0.02
Mylan 3.75% 15/12/2020	NL	USD	58,357	50,154	0.01
Takeda Pharmaceutical 3.025% 09/07/2040	JP	USD	56,888	50,137	0.01
Royalty Pharma 3.30% 02/09/2040 144A	GB	USD	53,968	45,724	0.01
Teva Pharmaceutical Fin. 6.75% 01/03/2028	NL	USD	42,506	38,389	0.01
Bristol-Myers Squibb 4.35% 15/11/2047	US	USD	31,746	34,893	0.01
AstraZeneca 1.375% 06/08/2030	GB	USD	29,365	24,408	0.01
Roche Holdings 4.00% 28/11/2044 144A	US	USD	19,047	21,283	0.01
Bayer US Finance II 4.625% 25/06/2038 144A	US	USD	19,047	19,159	0.01
Grifols	ES	EUR	713	16,534	0.00
AbbVie 3.20% 21/11/2029 144A	US	USD	12,698	11,969	0.00
Korian RTS 26/10/2020	FR	EUR	1,265	3,150	0.00
				1,537,678	**0.45**

금융

	국가 코드	CCY	주식 또는 명목	시장 가격 EUR순	% 자산
Bank Of America 1.197% VRN 24/10/2026 MTN	US	USD	458,886	394,082	0.12
UBS Group 1.008% VRN 30/07/2024 144A	CH	USD	393,198	338,982	0.10
Wells Fargo Bank 2.082% VRN 09/09/2022	US	USD	330,691	287,957	0.08

현재 투자종목 명세서서 2020년 10월 31일

	국가 코드	CCY	주식 또는 명목	시장 가격 EUR순	% 자산
UBS Group 1.364% VRN 30/01/2027 144A	CH	USD	283,376	242,712	0.07
Willis North America 3.875% 15/09/2049	US	USD	233,191	234,013	0.07
Garfunkelux Holdco 3 7.75% 01/11/2025 Reg S	LU	GBP	197,924	216,668	0.06
Citigroup 2.666% VRN 29/01/2031	US	USD	223,136	201,367	0.06
UBS 1.75% 21/04/2022 144A	CH	USD	209,333	183,002	0.05
Willis North America 4.50% 15/09/2028	US	USD	168,563	172,662	0.05
BNP Paribas 3.052% VRN 13/01/2031 144A	FR	USD	182,823	166,474	0.05
Garfunkelux Holdco 3 6.75% 01/11/2025 Reg S	LU	EUR	168,874	166,255	0.05
BBVA 6.00% VRN (Perpetual)	ES	EUR	146,570	144,798	0.04
Mapfre 4.375% VRN 31/03/2047	ES	EUR	121,485	136,315	0.04
Citigroup VRN 2.572% 03/06/2031	US	USD	151,743	136,037	0.04
Intesa Sanpaolo 7.75% VRN (Perpetual)	IT	EUR	111,321	124,726	0.04
Wells Fargo & Co 2.393% VRN 02/06/2028 MTN	US	USD	130,262	116,281	0.03
Truist Bank 0.826% FRN 09/03/2023	US	USD	129,238	111,817	0.03
UniCredit 6.625% VRN (Perpetual)	IT	EUR	103,555	103,315	0.03
Morgan Stanley 5.597% VRN 24/03/2051 GMTN	US	USD	69,473	90,406	0.03
Rabobank 4.375% 04/08/2025	NL	USD	91,412	88,810	0.03
CaixaBank 6.75% VRN (Perpetual)	ES	EUR	81,251	83,199	0.02
Bangkok Bank 3.733% VRN 25/09/2034 Reg S	TH	USD	90,846	76,605	0.02
Wells Fargo & Co 5.013% VRN 04/04/2051 MTN	US	USD	65,122	75,891	0.02
Bank of America 2.676% VRN 19/06/2041 MTN	US	USD	79,364	68,740	0.02
Nordea Bank 4.625% VRN 13/09/2033 144A	FI	USD	70,634	68,635	0.02
Danske Bank 5.375% 12/01/2024 Reg S	DK	USD	68,193	65,763	0.02
UniCredit 2.20% VRN 22/07/2027 EMTN	IT	EUR	63,492	64,878	0.02
Danske Bank 3.001% VRN 20/09/2022 144A	DK	USD	73,934	64,586	0.02
Goldman Sachs Group 4.223% VRN 01/05/2029	US	USD	63,492	63,672	0.02
Commerzbank 8.125% 19/09/2023 Reg S	DE	USD	63,492	62,590	0.02
Caixa Geral de Depositos 10.75% VRN (Perpetual)	PT	EUR	57,353	61,583	0.02
Credit Suisse Group 3.869% VRN 12/01/2029 144A	CH	USD	63,492	60,725	0.02
Intesa Sanpaolo 2.125% 26/05/2025 EMTN	IT	EUR	53,603	57,214	0.02
Discover Bank 2.70% 06/02/2030	US	USD	63,492	56,968	0.02
UniCredit 7.296% VRN 02/04/2034 Reg S	IT	USD	48,311	47,765	0.01
Mitsubishi UFJ Financial Group 3.777% 02/03/2025	JP	USD	46,031	44,151	0.01
Morgan Stanley 2.699% VRN 22/01/2031 GMTN	US	USD	47,619	43,602	0.01
Rabobank 5.25% 04/08/2045	NL	USD	36,565	42,517	0.01
Park Aerospace Holdings 5.25% 15/08/2022 144A	KY	USD	47,619	42,115	0.01
BBVA 5.875% VRN (Perpetual)	ES	EUR	39,829	39,194	0.01
Bevco Lux Sarl 1.50% 16/09/2027	LU	EUR	38,428	38,934	0.01
Banco BPM 6.125% VRN (Perpetual)	IT	EUR	39,829	35,937	0.01
HSBC Holdings 6.375% VRN (Perpetual)	GB	USD	39,829	35,610	0.01
MSCI 3.875% 15/02/2031 144A	US	USD	36,565	32,797	0.01
Dresdner Funding Trust I 8.151% 30/06/2031 Reg S	US	USD	25,889	32,600	0.01
UBS Group 3.491% 23/05/2023 Reg S	CH	USD	35,714	31,962	0.01
Westpac Banking 4.322% VRN 23/11/2031 GMTN	AU	USD	31,746	30,679	0.01
JPMorgan Chase & Co. 2.956% VRN 13/05/2031	US	USD	32,936	30,121	0.01
Oversea-Chinese Bkg 1.832% VRN 10/09/2030 Reg S	SG	USD	32,936	28,216	0.01
ANZ 2.95% VRN 22/07/2030 Reg S	AU	USD	30,952	27,576	0.01
QBE Insurance Group 5.875% VRN (Perpetual) Reg S	AU	USD	23,889	21,940	0.01
CaixaBank 5.875% VRN (Perpetual)	ES	EUR	22,304	21,904	0.01
Natwest Group 8.625% VRN (Perpetual)	GB	USD	23,897	21,216	0.01
Sumitomo Mitsui Fin. Group 0.465% 30/05/2024 EMTN	JP	EUR	20,635	20,909	0.01
Grupo Financiero Banorte	MX	MXN	5,409	20,410	0.01
TCS Group Holding GDR	CY	USD	925	18,983	0.01
Kaspi KZ	KZ	USD	488	18,004	0.01
Citigroup 3.887% VRN 10/01/2028	US	USD	17,460	16,925	0.00
BPCE 3.50% 23/10/2027 144A	FR	USD	15,873	15,004	0.00
Westpac Banking 5.00% VRN (Perpetual)	AU	USD	15,410	13,405	0.00
Dresdner Funding Trust I 8.151% 30/06/2031 144A	US	USD	10,355	13,040	0.00
Phoenix Life 7.25% VRN (Perpetual)	GB	GBP	9,917	11,207	0.00
Assicurazioni Generali 6.269% VRN (Perpetual)	IT	GBP	5,576	6,727	0.00
QBE Insurance Group 5.875% VRN (Perpetual) 144A	AU	USD	3,028	2,781	0.00
				5,393,959	**1.57**

부동산

Equinix 2.625% 18/11/2024	US	USD	96,348	87,974	0.03
Equinix 2.15% 15/07/2030	US	USD	91,412	79,009	0.02
SHK Properties Capital Mks 2.875% 21/01/2030 EMTN	KY	USD	71,301	64,301	0.02
Equinix 2.90% 18/11/2026	US	USD	60,460	55,921	0.02
Blackstone Property Partners 1.75% 12/03/2029 EMTN	LU	EUR	48,000	48,566	0.01
WEA Finance 3.50% 15/06/2029 144A	US	USD	47,619	40,629	0.01
Agile Group Holdings 5.75% 02/01/2025 Reg S	KY	USD	37,684	32,264	0.01
Akelius 1.125% 11/01/2029 EMTN	NL	EUR	30,762	30,802	0.01
Yuzhou Properties 8.375% 30/10/2024	KY	USD	33,647	29,995	0.01
Mitsui Fudosan 3.65% 20/07/2027 Reg S	JP	USD	28,571	27,351	0.01
Equinix 3.00% 15/07/2050	US	USD	27,238	22,978	0.01
China Evergrande Group 8.90% 24/05/2021	KY	USD	18,506	15,204	0.00
Yuzhou Properties 8.50% 26/02/2024	KY	USD	10,599	9,484	0.00
				544,478	**0.16**

정부

Netherlands 0.00% 29/04/2021	NL	EUR	2,676,982	2,686,100	0.78
Italy 1.70% 01/09/2051	IT	EUR	2,342,590	2,392,786	0.70
US Treasury Infl. Indexed Bonds 0.125% 15/04/2025	US	USD	1,769,800	1,605,024	0.47
Japan Inflation Linked Bond 0.10% 10/03/2029	JP	JPY	107,902,251	883,238	0.26
European Union 0.00% 04/10/2030 EMTN	SU	EUR	786,447	815,389	0.24
European Union 0.10% 04/10/2040 EMTN	SU	EUR	596,235	605,899	0.18
Italy 2.35% 15/09/2024	IT	EUR	472,303	547,826	0.16
US Treasury Infl. Indexed Bonds 0.25% 15/01/2025	US	USD	475,868	474,933	0.14
US Treasury 0.00% 27/11/2020	US	USD	334,005	286,673	0.08
US Treasury 0.00% 12/11/2020	US	USD	333,746	286,460	0.08
US Treasury 0.00% 03/12/2020	US	USD	333,612	286,330	0.08
US Treasury 0.00% 05/11/2020	US	USD	333,565	286,308	0.08
US Treasury 0.00% 19/11/2020	US	USD	333,565	286,299	0.08
US Treasury 0.00% 10/12/2020	US	USD	333,530	286,255	0.08
US Treasury Infl. Indexed Bonds 0.125% 15/10/2024	US	USD	302,987	277,843	0.08
Japan Inflation Linked Bond 0.10% 10/03/2027	JP	JPY	30,655,149	254,584	0.07
Japan 0.10% 10/03/2028	JP	JPY	27,888,344	229,895	0.07
Italy 2.55% 15/09/2041	IT	EUR	112,436	181,329	0.05
Japan Inflation Linked Bond 0.10% 10/03/2024	JP	JPY	15,327,575	130,444	0.04
Spain Inflation Linked 0.65% 30/11/2027	ES	EUR	71,291	82,089	0.02
Mexico 5.00% 27/04/2051	MX	USD	68,102	66,842	0.02
Japan 0.20% 10/03/2030	JP	JPY	6,416,194	52,889	0.02
				13,005,435	**3.80**

개방형 펀드

Invesco Global Targeted Returns Fund UK	GB	GBP	250,429	644,437	0.19
				644,437	**0.19**

주식 연계 채권

UBS (Anhui Heli (A)) ELN 21/01/2022	CN	USD	3,732	6,751	0.00
HSBC (Beijing Roborock Tech. (A)) ELN 21/09/2021	CN	USD	36	3,734	0.00
UBS (Midea Group (A)) ELN 16/11/2020	CN	USD	322	3,224	0.00
HSBC (Midea Group (A)) ELN 23/11/2020	CN	USD	134	1,345	0.00
HSBC (Skshu Paint (A)) ELN 21/07/2021	CN	USD	42	803	0.00
HSBC (FPT (A)) ELN 23/11/2021	GB	USD	284	539	0.00
UBS (Midea Group (A)) ELN 21/07/2022	CN	USD	19	192	0.00
				16,588	**0.00**

커뮤니케이션 서비스

T-Mobile USA 3.60% 15/11/2060 144A	US	USD	137,446	116,298	0.03
T-Mobile USA 3.50% 15/04/2025 144A	US	USD	120,407	113,296	0.03
Netflix 3.625% 15/05/2027 Reg S	US	EUR	85,013	92,131	0.03
T-Mobile USA 4.50% 15/04/2050 144A	US	USD	86,695	87,550	0.03
T-Mobile USA 3.875% 15/04/2030 144A	US	USD	65,816	63,496	0.02
AT&T 3.50% 15/09/2053 Reg S	US	USD	52,127	42,506	0.01
Euskaltel	ES	EUR	4,411	36,041	0.01
AT&T 3.875% 15/01/2026	US	USD	36,565	35,532	0.01
AT&T 4.90% 15/06/2042	US	USD	34,517	34,976	0.01
				621,826	**0.18**

금융 상품

Kommunalbanken CP -0.545% 05/11/2020	NO	EUR	113,039	113,049	0.03
Rabobank CP -0.55% 10/02/2021	NZ	EUR	76,866	76,965	0.02
Allianz CP -0.41% 03/11/2020	DE	EUR	76,866	76,872	0.02
HSBC France CP -0.50% 01/04/2021	FR	EUR	67,823	67,975	0.02
Agence Centrale CP -0.56% 22/02/2021	FR	EUR	67,823	67,950	0.02
Citibank CD 0.00% 05/02/2021	US	EUR	67,823	67,926	0.02
Lloyds Bank CP -0.57% 14/01/2021	GB	EUR	67,823	67,906	0.02
Toyota Leasing CP -0.56% 14/01/2021	DE	EUR	67,823	67,903	0.02
Lloyds Bank CP -0.56% 07/01/2021	GB	EUR	67,823	67,899	0.02
Swedbank CP -0.54% 21/12/2020	SE	EUR	67,823	67,885	0.02
Dexia Credit Local CP -0.54% 21/12/2020	FR	EUR	67,823	67,881	0.02
KBC Bank CD 0.00% 21/12/2020	BE	EUR	67,823	67,879	0.02
Sumi Trust Bank CD 0.00% 16/12/2020	JP	EUR	67,823	67,876	0.02
Toyota Motor Finance CP -0.56% 16/12/2020	NL	EUR	67,823	67,873	0.02
Linde Finance CP -0.43% 04/12/2020	NL	EUR	67,823	67,860	0.02
Citibank CD 0.00% 04/12/2020	US	EUR	67,823	67,860	0.02
Oesterreichisch CP -.54% 27/11/2020	AT	EUR	67,823	67,853	0.02
Jyske Bank CP -0.545% 23/11/2020	DK	EUR	67,823	67,848	0.02
SMBC Brussels CP -0.53% 19/11/2020	BE	EUR	67,823	67,846	0.02
Archer Dan CP -0.53% 03/12/2020	US	EUR	67,823	67,841	0.02
Archer Dan CP -0.52% 01/12/2020	US	EUR	67,823	67,840	0.02
Soc Anonyme De CP -0.36% 06/11/2020	FR	EUR	67,823	67,831	0.02
Loreal CP -0.555% 05/11/2020	FR	EUR	67,823	67,830	0.02
Linde Finance CP -0.49% 18/01/2021	NL	EUR	45,216	45,270	0.01
Denmark CP -0.53% 04/01/2021	DK	EUR	45,216	45,265	0.01
Mizuho Bank CD 0.00% 07/01/2021	GB	EUR	45,216	45,264	0.01
SMBV Brussels CD 0.00% 24/12/2020	DE	EUR	45,216	45,256	0.01
Dexia Credit Local CP -0.48% 22/12/2020	FR	EUR	45,216	45,255	0.01
Svenska Handelsbanken CP -0.35% 18/12/2020	SE	EUR	45,216	45,250	0.01
Nordea Bank CP -0.55% 17/12/2020	FI	EUR	45,216	45,249	0.01
Nordea Bank CP -0.50% 10/12/2020	FI	EUR	45,216	45,244	0.01
Nordea Bank CP -0.4% 07/12/2020	FI	EUR	45,216	45,242	0.01
Swedbank CP -0.38% 01/12/2020	SE	EUR	45,216	45,239	0.01

현재 투자종목 명세서서 2020년 10월 31일

	국가 코드	CCY	주식 또는 명목	시장 가격 EUR	% 순자산
SMBC Brussels CD 0.00% 23/11/2020	BE	EUR	45,216	45,234	0.01
Agence Centrale CP -0.52% 23/11/2020	FR	EUR	45,216	45,233	0.01
Agence Centrale CP -0.33% 06/11/2020	FR	EUR	45,216	45,221	0.01
Rabobank Ned CP -0.40% 05/11/2020	NL	EUR	45,216	45,220	0.01
Credit Suisse CD 0.00% 12/11/2020	GB	EUR	36,172	36,181	0.01
Mizuho Bank CD 0.00% 05/11/2020	GB	EUR	36,172	36,176	0.01
Goldman Sachs CD 0.00% 07/05/2021	GB	EUR	33,912	34,006	0.01
BOA International CD 0.00% 08/01/2021	IE	EUR	33,912	33,948	0.01
P&G CP -0.49% 03/12/2020	US	EUR	31,651	31,667	0.01
Deutsche Bahn CP -0.555% 30/11/2020	DE	EUR	31,651	31,667	0.01
Svenska Handelsbanken CP -0.49% 24/05/2021	SE	EUR	22,608	22,679	0.01
Swedbank CP -.053% 21/04/2021	SE	EUR	22,608	22,666	0.01
Nordea Bank CP -0.54% 19/04/2021	FI	EUR	22,608	22,663	0.01
Svenska Handelsbanken CP -0.52% 22/02/2021	SE	EUR	22,608	22,648	0.01
Paccar Finance Euro CP -0.53% 05/01/2021	NL	EUR	22,608	22,631	0.01
Swedbank CP -0.55% 17/12/2020	SE	EUR	22,608	22,626	0.01
HSBC France CP -0.15% 09/11/2020	FR	EUR	22,608	22,611	0.01
Deutsche Bahn CP -0.555% 30/11/2020	DE	EUR	13,565	13,572	0.00
				2,633,631	0.77

목록에 없음

유틸리티

TXU Europe Funding 7.00% 30/11/2005 (Defaulted)*	GB	EUR	109,452	1	0.00
TXU Eastern Funding 6.45% 15/05/2005 (Defaulted)*	GB	USD	15,997	0	0.00
				1	0.00

소재

Farmers Bus Perpetual (Pref'd)*	US	USD	2,188	62,092	0.02
FARMERS BU SR F 0% (Pref'd) (Perpetual)*	US	USD	1,477	41,909	0.01
				104,001	0.03

산업재

Tradeshift Holdings*	US	USD	4,056	20,887	0.01
Blue Skyview 15.758% VRN (Perpetual) (Defaulted)	VG	USD	24,730	5,345	0.00
Jain Int'l Trading 7.125% 01/02/2022 (Defaulted)	NL	USD	15,477	2,591	0.00
				28,823	0.01

정보 기술

Innoviz Technology Service*	IL	USD	7,809	56,334	0.02
Sensetime Group*	CN	USD	11,138	3,380	0.00
Nuoxi Capital 5.35% 24/01/2023 (Defaulted)	VG	USD	20,356	1,747	0.00
				61,461	0.02

소비재

Virgin Media Secured Fin. 4.125% 15/08/2030	GB	GBP	202,020	220,337	0.06
Top Wise Excellence 6.00% 16/03/2020 (Defaulted)	VG	USD	23,721	2,209	0.00
				222,546	0.06

건강

Grail*	US	USD	507	5,181	0.00
				5,181	0.00

금융

Transferwise*	GB	USD	598	64,153	0.02
Transferwise (Pref'd)*	GB	USD	408	43,747	0.01
Tianjin State-OCI. & Management. 1.60% 17/12/2039*	CN	USD	55,428	9,753	0.00
Yihua Overseas Invest. 8.50% 23/10/2020 (Defaulted)	VG	USD	18,169	1,248	0.00
				118,901	0.03

부동산

Intu SGS Fin. 3.875% 17/03/2023 EMTN (Defaulted)	GB	GBP	67,460	43,458	0.01
Modernland Overseas Pte 6.95% 13/04/2024	SG	USD	16,150	5,608	0.00
JGC Ventures 10.75% 30/08/2021 (Defaulted)	SG	USD	14,468	5,092	0.00
Intu Debenture 5.562% 31/12/2027 (Defaulted)	GB	GBP	3,277	1,913	0.00
				56,071	0.02

단주				(30)	(0.00)
총 투자 (비용 EUR 308,194,677)				315,719,915	92.14

예금

Barclays Bank TD -0.55% 02/11/2020	GB	EUR	339,117	339,117	0.10
KBC Bank TD -0.56% 02/11/2020	BE	EUR	271,293	271,293	0.08
Bred Banque TD -0.58% 02/11/2020	FR	EUR	271,293	271,293	0.08
Credit Agricole TD -0.55% 02/11/2020	FR	EUR	143,114	143,114	0.04
				1,024,817	0.30
(예금 포함) 총 투자				316,744,732	92.44

차액 거래 계약

	CCY	기본 노출	미실현 이익 / (손실) EUR	% 순자산
MSCI Europe VI Eur Net (JPLS)	EUR	1,450,520	(78,784)	(0.02)
			(78,784)	(0.02)

신용 디폴트 스왑 (Credit Default Swap)

	CCY	기본 노출	미실현 이익 / (손실) EUR	% 순자산
매수 보호 Commerzbk 4% 20/12/2025	EUR	635,783	43,369	0.01
매수 보호 브라질 4.25% 20/12/2025	USD	308,971	15,075	0.00
매도 보호 CDX NA HY S35 5 년 20/12/202	USD	411,352	12,546	0.00
매수 보호 Lloyds Bank 4.5% 20/12/2025	EUR	388,999	9,032	0.00
매수 보호 Repsol Int'l Fin 2.25% 20/12/2025	EUR	731,465	7,111	0.00
매수 보호 4.375% 20/12/2025	EUR	259,333	7,011	0.00
매수 보호 Munich Re 7.625% 20/12/2020	EUR	91,412	(107)	(0.00)
매수 보호 XL Capital Yank 6.25% 20/12/2020	USD	182,823	(213)	(0.00)
매수 보호 Quest Diagnostic 6.95% 20/06/2021	USD	54,847	(283)	(0.00)
매수 보호 Lincoln National 3.35% 20/12/2025	USD	117,007	(445)	(0.00)
매수 보호 Conocophillips 5.9% 20/06/2022	USD	65,816	(610)	(0.00)
매수 보호 Avnet 4.875% 20/06/2025	USD	91,412	(648)	(0.00)
매수 보호 Avnet 4.875% 20/06/2022	USD	67,645	(677)	(0.00)
매수 보호 Aig International 6.25% 20/12/2025	USD	117,007	(1,233)	(0.00)
매수 보호 Wells Fargo 3.069% 20/12/2025	USD	142,602	(2,055)	(0.00)
매수 보호 CDX NA HY S35 5 년 20/12/202	USD	87,301	(2,663)	(0.00)
매수 보호 Dow Chemical 7.375% 20/12/2025	USD	402,211	(5,102)	(0.00)
매수 보호 iTraxx Xover S34 20/12/2025	EUR	103,174	(6,200)	(0.00)
매수 보호 Viacomcbs 4.75% 20/12/2025	USD	562,638	(6,547)	(0.00)
매수 보호 일반사항 Motors 4.875% 20/12/2025	USD	325,425	(49,540)	(0.01)
			17,821	0.01

선물환 계약

	기본 노출 EUR	미실현 이익 / (손실) EUR	% 순자산
구입 USD 판매 EUR 에 1.18657 12/11/2020	3,398,955	62,097	0.02
구입 USD 판매 NOK 에 0.11227 12/11/2020	513,405	36,249	0.01
구입 USD 판매 EUR 에 1.18663 12/11/2020	834,328	15,286	0.00
구입 USD 판매 SEK 에 0.11499 12/11/2020	537,661	11,851	0.00
구입 USD 판매 GBP 에 1.31668 12/11/2020	548,760	8,962	0.00
구입 USD 판매 EUR 에 1.19905 12/11/2020	273,335	7,921	0.00
구입 USD 판매 SEK 에 0.11393 12/11/2020	562,059	7,114	0.00
구입 USD 판매 AUD 에 0.71980 12/11/2020	295,922	7,056	0.00
구입 EUR 판매 NOK 에 0.09148 19/11/2020	407,147	6,835	0.00
구입 USD 판매 NOK 에 0.11326 12/11/2020	85,232	6,830	0.00
구입 USD 판매 CAD 에 0.76029 12/11/2020	542,105	6,707	0.00
구입 USD 판매 NOK 에 0.10910 12/11/2020	97,660	3,947	0.00
구입 USD 판매 AUD 에 0.72481 12/11/2020	115,728	3,585	0.00
구입 USD 판매 EUR 에 1.18181 12/11/2020	242,965	3,446	0.00
구입 USD 판매 EUR 에 1.18193 12/11/2020	212,197	3,031	0.00
구입 USD 판매 EUR 에 1.19298 12/11/2020	123,997	2,948	0.00
구입 USD 판매 GBP 에 1.30368 12/11/2020	444,753	2,800	0.00
구입 USD 판매 EUR 에 1.17171 06/11/2020	477,774	2,698	0.00
구입 USD 판매 CAD 에 0.75930 12/11/2020	229,038	2,531	0.00
구입 USD 판매 EUR 에 1.18276 12/11/2020	165,543	2,483	0.00
구입 NZD 판매 USD 에 1.53290 12/11/2020	158,398	2,391	0.00
구입 USD 판매 EUR 에 1.18862 12/11/2020	114,940	2,302	0.00
구입 USD 판매 GBP 에 1.30466 12/11/2020	317,535	2,239	0.00
구입 USD 판매 AUD 에 0.72572 12/11/2020	65,063	2,100	0.00
구입 USD 판매 AUD 에 0.73302 12/11/2020	48,879	2,085	0.00
구입 JPY 판매 EUR 에 125.06129 12/11/2020	75,160	1,990	0.00
구입 USD 판매 EUR 에 1.18412 12/11/2020	102,879	1,663	0.00
구입 USD 판매 DKK 에 0.15941 12/11/2020	90,841	1,663	0.00
구입 SEK 판매 EUR 에 10.41988 16/11/2020	262,617	1,574	0.00
구입 USD 판매 EUR 에 1.18495 06/11/2020	91,624	1,559	0.00
구입 USD 판매 EUR 에 1.16878 03/12/2020	570,055	1,447	0.00
구입 USD 판매 SEK 에 0.11580 12/11/2020	49,102	1,435	0.00
구입 CAD 판매 USD 에 1.33863 06/11/2020	269,241	1,425	0.00
구입 EUR 판매 AUD 에 0.61013 19/11/2020	124,329	1,419	0.00
구입 USD 판매 SEK 에 0.11410 12/11/2020	98,980	1,398	0.00
구입 USD 판매 EUR 에 1.17604 12/11/2020	145,062	1,339	0.00

현재 투자종목 명세서서 2020년 10월 31일

	기본 노출 EUR	미실현 이익 / (손실) EUR	% 순자산
구입 USD 판매 EUR 에 1.17312 12/11/2020	196,260	1,320	0.00
구입 EUR 판매 AUD 에 0.60593 12/11/2020	291,646	1,263	0.00
구입 SEK 판매 USD 에 8.90860 12/11/2020	549,803	1,258	0.00
구입 USD 판매 SEK 에 0.11438 12/11/2020	74,923	1,249	0.00
구입 USD 판매 GBP 에 1.29760 03/12/2020	816,493	1,203	0.00
구입 USD 판매 EUR 에 1.19881 12/11/2020	41,086	1,182	0.00
구입 USD 판매 EUR 에 1.19143 12/11/2020	51,648	1,159	0.00
구입 CHF 판매 EUR 에 1.07699 16/11/2020	122,793	1,105	0.00
구입 EUR 판매 AUD 에 0.61115 19/11/2020	81,740	1,071	0.00
구입 USD 판매 EUR 에 1.18738 12/11/2020	55,622	1,055	0.00
구입 USD 판매 SEK 에 0.11468 12/11/2020	49,671	957	0.00
구입 USD 판매 NOK 에 0.10729 12/11/2020	41,258	954	0.00
구입 USD 판매 SEK 에 0.11385 12/11/2020	76,412	909	0.00
구입 AUD 판매 EUR 에 1.67401 19/11/2020	88,709	873	0.00
구입 NZD 판매 EUR 에 1.78909 19/11/2020	49,522	820	0.00
구입 USD 판매 EUR 에 1.17503 12/11/2020	91,955	769	0.00
구입 USD 판매 EUR 에 1.18295 12/11/2020	49,715	754	0.00
구입 USD 판매 EUR 에 1.17277 12/11/2020	116,484	749	0.00
구입 JPY 판매 USD 에 105.67120 06/11/2020	68,982	732	0.00
구입 USD 판매 EUR 에 1.17686 06/11/2020	71,703	722	0.00
구입 USD 판매 EUR 에 1.17991 06/11/2020	56,067	711	0.00
구입 USD 판매 EUR 에 1.17324 12/11/2020	103,706	708	0.00
구입 USD 판매 EUR 에 1.18429 12/11/2020	43,118	703	0.00
구입 USD 판매 AUD 에 0.71767 12/11/2020	33,039	688	0.00
구입 USD 판매 EUR 에 1.18018 12/11/2020	53,248	681	0.00
구입 USD 판매 EUR 에 1.18311 12/11/2020	42,000	642	0.00
구입 USD 판매 CAD 에 0.76056 12/11/2020	50,031	637	0.00
구입 USD 판매 AUD 에 0.71603 12/11/2020	32,738	605	0.00
구입 USD 판매 CAD 에 0.76014 12/11/2020	49,640	604	0.00
구입 USD 판매 CAD 에 0.75290 12/11/2020	234,314	592	0.00
구입 USD 판매 NZD 에 0.66639 12/11/2020	91,708	579	0.00
구입 USD 판매 GBP 에 1.31793 12/11/2020	32,931	570	0.00
구입 NOK 판매 USD 에 9.54681 12/11/2020	512,841	564	0.00
구입 USD 판매 EUR 에 1.19678 12/11/2020	20,614	557	0.00
구입 JPY 판매 USD 에 105.67820 12/11/2020	50,679	545	0.00
구입 USD 판매 GBP 에 1.30398 12/11/2020	83,104	543	0.00
구입 GBP 판매 EUR 에 0.91936 12/11/2020	23,732	525	0.00
구입 GBP 판매 EUR 에 0.90578 19/11/2020	74,411	514	0.00
구입 NZD 판매 USD 에 1.52490 12/11/2020	50,216	492	0.00
구입 USD 판매 NOK 에 0.10817 12/11/2020	14,711	465	0.00
구입 USD 판매 SEK 에 0.11390 12/11/2020	33,181	412	0.00
구입 USD 판매 EUR 에 1.18257 12/11/2020	27,709	411	0.00
구입 USD 판매 EUR 에 1.18166 06/11/2020	27,351	388	0.00
구입 USD 판매 SEK 에 0.11382 12/11/2020	33,291	387	0.00
구입 CAD 판매 EUR 에 1.55453 19/11/2020	223,090	385	0.00
구입 USD 판매 EUR 에 1.19250 12/11/2020	16,386	383	0.00
구입 CAD 판매 USD 에 1.33809 12/11/2020	77,134	378	0.00
구입 GBP 판매 EUR 에 0.90746 12/11/2020	35,200	313	0.00
구입 JPY 판매 USD 에 105.44390 12/11/2020	33,487	285	0.00
구입 USD 판매 CAD 에 0.75606 12/11/2020	41,368	279	0.00
구입 GBP 판매 USD 에 0.77253 12/11/2020	324,948	269	0.00
구입 USD 판매 EUR 에 1.18349 12/11/2020	16,479	258	0.00
구입 USD 판매 EUR 에 1.17187 06/11/2020	43,764	253	0.00
구입 USD 판매 AUD 에 0.70494 12/11/2020	93,482	253	0.00
구입 JPY 판매 USD 에 105.97211 12/11/2020	16,799	228	0.00
구입 USD 판매 EUR 에 1.18510 12/11/2020	13,298	226	0.00
구입 CNY 판매 USD 에 6.78220 19/01/2021	30,310	225	0.00
구입 USD 판매 EUR 에 1.18136 12/11/2020	15,815	218	0.00
구입 USD 판매 EUR 에 1.18081 12/11/2020	16,350	218	0.00
구입 USD 판매 CHF 에 1.10342 12/11/2020	20,107	216	0.00
구입 USD 판매 EUR 에 1.17835 12/11/2020	18,577	208	0.00
구입 USD 판매 CAD 에 0.76042 12/11/2020	16,608	208	0.00
구입 KRW 판매 USD 에 1168.68000 04/01/2021	7,166	207	0.00
구입 USD 판매 GBP 에 1.30993 12/11/2020	16,695	186	0.00
구입 USD 판매 CAD 에 0.75150 06/11/2020	270,666	184	0.00
구입 USD 판매 GBP 에 1.30282 12/11/2020	29,197	164	0.00
구입 CHF 판매 USD 에 0.92171 06/11/2020	26,060	158	0.00
구입 USD 판매 EUR 에 1.18706 12/11/2020	6,871	128	0.00
구입 USD 판매 CAD 에 0.76265 12/11/2020	8,253	128	0.00
구입 GBP 판매 USD 에 0.77884 12/11/2020	12,304	111	0.00
구입 SEK 판매 USD 에 9.01063 04/01/2021	7,534	110	0.00
구입 USD 판매 EUR 에 1.19339 12/11/2020	4,259	103	0.00
구입 USD 판매 GBP 에 1.30064 12/11/2020	22,268	88	0.00
구입 JPY 판매 USD 에 105.56800 12/11/2020	8,476	82	0.00
구입 USD 판매 EUR 에 1.17809 12/11/2020	7,367	81	0.00
구입 USD 판매 EUR 에 1.19106 12/11/2020	3,477	77	0.00
구입 USD 판매 AUD 에 0.70615 06/11/2020	15,373	69	0.00
구입 NZD 판매 USD 에 1.51353 12/11/2020	30,306	69	0.00
구입 JPY 판매 USD 에 105.05114 12/11/2020	14,011	67	0.00
구입 USD 판매 EUR 에 1.16568 12/11/2020	186,681	64	0.00
구입 USD 판매 EUR 에 1.18162 16/11/2020	3,342	47	0.00
구입 JPY 판매 USD 에 104.91992 12/11/2020	11,219	39	0.00
구입 SGD 판매 USD 에 1.37102 04/01/2021	7,116	28	0.00
구입 EUR 판매 GBP 에 1.11282 12/11/2020	29,818	28	0.00
구입 USD 판매 CHF 에 1.09256 06/11/2020	26,217	25	0.00
구입 USD 판매 CAD 에 0.75137 12/11/2020	50,601	25	0.00
구입 USD 판매 GBP 에 1.29635 06/11/2020	35,300	24	0.00
구입 NZD 판매 EUR 에 1.77083 19/11/2020	3,896	24	0.00
구입 USD 판매 EUR 에 1.16547 12/11/2020	120,760	20	0.00
구입 NZD 판매 EUR 에 1.76029 19/11/2020	91,519	17	0.00
구입 USD 판매 EUR 에 1.17954 16/11/2020	909	11	0.00
구입 GBP 판매 USD 에 0.77252 12/11/2020	13,822	11	0.00
구입 USD 판매 EUR 에 1.16537 12/11/2020	123,043	10	0.00
구입 USD 판매 EUR 에 1.17357 16/11/2020	1,027	7	0.00
구입 USD 판매 EUR 에 1.17260 16/11/2020	1,012	6	0.00
구입 USD 판매 JPY 에 0.00956 06/11/2020	69,714	3	0.00
구입 AUD 판매 EUR 에 1.65915 19/11/2020	2,351	2	0.00
구입 EUR 판매 USD 에 0.85601 16/11/2020	958	(2)	(0.00)
구입 JPY 판매 USD 에 104.52440 03/12/2020	69,739	(3)	(0.00)
구입 EUR 판매 AUD 에 0.60278 19/11/2020	4,223	(3)	(0.00)
구입 USD 판매 GBP 에 1.29520 06/11/2020	23,774	(5)	(0.00)
구입 EUR 판매 USD 에 0.85197 16/11/2020	882	(6)	(0.00)
구입 EUR 판매 NZD 에 0.56659 19/11/2020	3,636	(10)	(0.00)
구입 EUR 판매 USD 에 0.85007 16/11/2020	1,343	(13)	(0.00)
구입 EUR 판매 USD 에 0.84759 16/11/2020	1,505	(18)	(0.00)
구입 EUR 판매 NZD 에 0.56481 19/11/2020	3,296	(20)	(0.00)
구입 EUR 판매 USD 에 0.85446 04/01/2021	7,267	(21)	(0.00)
구입 USD 판매 GBP 에 1.29523 12/11/2020	99,595	(23)	(0.00)
구입 JPY 판매 USD 에 104.52800 12/11/2020	92,699	(23)	(0.00)
구입 CHF 판매 USD 에 0.91457 03/12/2020	26,263	(25)	(0.00)
구입 PLN 판매 USD 에 3.80446 12/11/2020	825	(32)	(0.00)
구입 USD 판매 JPY 에 0.00954 12/11/2020	14,512	(33)	(0.00)
구입 GBP 판매 USD 에 0.77085 12/11/2020	25,212	(34)	(0.00)
구입 PLN 판매 USD 에 3.88560 12/11/2020	2,221	(41)	(0.00)
구입 PLN 판매 USD 에 3.87827 12/11/2020	2,023	(41)	(0.00)
구입 CAD 판매 EUR 에 1.54192 19/11/2020	6,680	(43)	(0.00)
구입 USD 판매 GBP 에 1.29461 03/12/2020	52,499	(44)	(0.00)
구입 CAD 판매 USD 에 1.33115 12/11/2020	142,577	(44)	(0.00)
구입 USD 판매 GBP 에 1.29104 12/11/2020	17,044	(59)	(0.00)
구입 GBP 판매 USD 에 0.76756 12/11/2020	11,623	(65)	(0.00)
구입 AUD 판매 USD 에 1.41594 03/12/2020	15,443	(69)	(0.00)
구입 USD 판매 JPY 에 0.00948 12/11/2020	8,442	(79)	(0.00)
구입 USD 판매 SEK 에 0.11214 12/11/2020	25,256	(83)	(0.00)
구입 CHF 판매 USD 에 0.90844 12/11/2020	10,804	(89)	(0.00)
구입 GBP 판매 USD 에 0.76809 06/11/2020	19,831	(98)	(0.00)
구입 CAD 판매 USD 에 1.32630 12/11/2020	25,232	(100)	(0.00)
구입 CAD 판매 EUR 에 1.55041 19/11/2020	111,583	(103)	(0.00)
구입 EUR 판매 USD 에 0.85104 12/11/2020	14,201	(118)	(0.00)
구입 EUR 판매 NZD 에 0.56767 19/11/2020	130,628	(121)	(0.00)
구입 GBP 판매 USD 에 0.76604 12/11/2020	16,783	(127)	(0.00)
구입 CAD 판매 USD 에 1.32935 12/11/2020	76,172	(127)	(0.00)
구입 EUR 판매 GBP 에 1.10852 12/11/2020	45,210	(132)	(0.00)
구입 EUR 판매 USD 에 0.84583 16/11/2020	9,296	(133)	(0.00)
구입 GBP 판매 USD 에 0.76815 06/11/2020	27,828	(136)	(0.00)
구입 AUD 판매 USD 에 1.39789 12/11/2020	8,405	(145)	(0.00)
구입 EUR 판매 USD 에 0.85233 12/11/2020	21,533	(146)	(0.00)
구입 GBP 판매 USD 에 0.76506 12/11/2020	16,964	(150)	(0.00)
구입 EUR 판매 USD 에 0.84988 12/11/2020	15,883	(153)	(0.00)
구입 EUR 판매 USD 에 0.85474 12/11/2020	42,348	(169)	(0.00)
구입 EUR 판매 USD 에 0.84402 12/11/2020	10,766	(177)	(0.00)
구입 CAD 판매 USD 에 1.33058 03/12/2020	270,872	(182)	(0.00)
구입 CAD 판매 USD 에 1.31469 12/11/2020	15,183	(192)	(0.00)
구입 AUD 판매 USD 에 1.40400 06/11/2020	15,575	(202)	(0.00)
구입 EUR 판매 USD 에 0.85401 12/11/2020	44,967	(218)	(0.00)
구입 SEK 판매 USD 에 8.85490 12/11/2020	59,067	(222)	(0.00)
구입 EUR 판매 USD 에 0.84675 12/11/2020	16,860	(224)	(0.00)
구입 PLN 판매 USD 에 3.69688 12/11/2020	3,633	(241)	(0.00)
구입 EUR 판매 GBP 에 1.09721 12/11/2020	22,778	(298)	(0.00)
구입 NZD 판매 USD 에 1.50270 12/11/2020	69,621	(341)	(0.00)
구입 EUR 판매 JPY 에 0.00808 19/11/2020	22,906	(355)	(0.00)
구입 USD 판매 GBP 에 1.28873 12/11/2020	69,507	(365)	(0.00)
구입 EUR 판매 USD 에 0.84639 12/11/2020	26,721	(367)	(0.00)
구입 EUR 판매 CAD 에 0.64268 19/11/2020	139,125	(371)	(0.00)
구입 EUR 판매 USD 에 0.84454 12/11/2020	23,481	(373)	(0.00)
구입 CAD 판매 USD 에 1.30102 12/11/2020	16,880	(387)	(0.00)
구입 USD 판매 NZD 에 0.65702 12/11/2020	51,361	(402)	(0.00)
구입 EUR 판매 USD 에 0.83583 12/11/2020	18,002	(469)	(0.00)
구입 EUR 판매 GBP 에 1.10529 12/11/2020	80,741	(471)	(0.00)
구입 AUD 판매 USD 에 1.39639 12/11/2020	25,854	(473)	(0.00)
구입 USD 판매 GBP 에 1.28036 12/11/2020	42,753	(500)	(0.00)
구입 NOK 판매 USD 에 9.43940 12/11/2020	50,519	(514)	(0.00)
구입 EUR 판매 USD 에 0.84628 06/11/2020	36,770	(514)	(0.00)
구입 USD 판매 GBP 에 1.28638 12/11/2020	76,025	(537)	(0.00)
구입 EUR 판매 USD 에 0.83660 12/11/2020	21,622	(543)	(0.00)
구입 GBP 판매 USD 에 0.74527 12/11/2020	16,323	(563)	(0.00)
구입 USD 판매 CAD 에 0.74801 12/11/2020	143,162	(569)	(0.00)
구입 EUR 판매 USD 에 0.85279 06/11/2020	90,185	(577)	(0.00)
구입 EUR 판매 USD 에 0.84372 12/11/2020	36,196	(609)	(0.00)
구입 GBP 판매 USD 에 0.76351 12/11/2020	58,402	(634)	(0.00)
구입 EUR 판매 GBP 에 1.10497 12/11/2020	109,735	(671)	(0.00)

현재 투자종목 명세서서 2020년 10월 31일

	기본 노출 EUR	미실현 이익 / (손실) EUR	% 순자산
구입 EUR 판매 USD 에 0.84335 12/11/2020	40,646	(702)	(0.00)
구입 EUR 판매 USD 에 0.84703 12/11/2020	59,022	(766)	(0.00)
구입 EUR 판매 GBP 에 1.10962 12/11/2020	401,675	(774)	(0.00)
구입 EUR 판매 USD 에 0.84242 12/11/2020	43,066	(790)	(0.00)
구입 EUR 판매 USD 에 0.84240 12/11/2020	43,170	(793)	(0.00)
구입 GBP 판매 USD 에 0.76516 12/11/2020	92,312	(805)	(0.00)
구입 EUR 판매 USD 에 0.84376 12/11/2020	52,718	(885)	(0.00)
구입 EUR 판매 USD 에 0.84773 06/11/2020	73,607	(905)	(0.00)
구입 NOK 판매 USD 에 8.97158 12/11/2020	16,755	(992)	(0.00)
구입 SEK 판매 USD 에 8.67080 12/11/2020	41,776	(1,022)	(0.00)
구입 CAD 판매 USD 에 1.31821 12/11/2020	120,488	(1,208)	(0.00)
구입 GBP 판매 USD 에 0.77078 06/11/2020	817,567	(1,209)	(0.00)
구입 PLN 판매 USD 에 3.72271 12/11/2020	20,912	(1,248)	(0.00)
구입 EUR 판매 USD 에 0.84363 12/11/2020	76,692	(1,298)	(0.00)
구입 USD 판매 JPY 에 0.00947 12/11/2020	137,801	(1,347)	(0.00)
구입 EUR 판매 USD 에 0.85609 06/11/2020	571,170	(1,454)	(0.00)
구입 NOK 판매 EUR 에 10.95538 19/11/2020	103,237	(1,479)	(0.00)
구입 CAD 판매 USD 에 1.31637 12/11/2020	133,621	(1,525)	(0.00)
구입 AUD 판매 USD 에 1.40234 12/11/2020	109,664	(1,547)	(0.00)
구입 EUR 판매 USD 에 0.85607 12/11/2020	646,886	(1,575)	(0.00)
구입 AUD 판매 USD 에 1.35490 12/11/2020	33,705	(1,600)	(0.00)
구입 EUR 판매 USD 에 0.83992 12/11/2020	76,329	(1,623)	(0.00)
구입 EUR 판매 AUD 에 0.60190 12/11/2020	700,561	(1,646)	(0.00)
구입 NZD 판매 USD 에 1.49108 12/11/2020	134,080	(1,689)	(0.00)
구입 AUD 판매 USD 에 1.38999 12/11/2020	83,503	(1,903)	(0.00)
구입 EUR 판매 USD 에 0.85226 12/11/2020	287,094	(1,973)	(0.00)
구입 EUR 판매 USD 에 0.84617 12/11/2020	154,017	(2,152)	(0.00)
구입 USD 판매 JPY 에 0.00941 12/11/2020	136,543	(2,178)	(0.00)
구입 NOK 판매 EUR 에 10.85198 16/11/2020	92,781	(2,185)	(0.00)
구입 AUD 판매 USD 에 1.38572 12/11/2020	92,967	(2,398)	(0.00)
구입 NOK 판매 USD 에 8.97703 12/11/2020	42,031	(2,465)	(0.00)
구입 EUR 판매 NZD 에 0.56220 19/11/2020	250,631	(2,644)	(0.00)
구입 EUR 판매 USD 에 0.84761 12/11/2020	228,660	(2,811)	(0.00)
구입 EUR 판매 USD 에 0.84284 12/11/2020	157,678	(2,815)	(0.00)
구입 EUR 판매 GBP 에 1.09720 16/11/2020	226,245	(2,951)	(0.00)
구입 USD 판매 JPY 에 0.00949 12/11/2020	414,365	(3,017)	(0.00)
구입 AUD 판매 USD 에 1.38260 12/11/2020	108,765	(3,044)	(0.00)
구입 EUR 판매 USD 에 0.84277 12/11/2020	190,574	(3,419)	(0.00)
구입 NOK 판매 USD 에 8.99863 12/11/2020	84,552	(4,767)	(0.00)
구입 GBP 판매 USD 에 0.75898 12/11/2020	295,106	(4,936)	(0.00)
구입 SEK 판매 USD 에 8.69658 12/11/2020	239,441	(5,164)	(0.00)
구입 EUR 판매 USD 에 0.84324 12/11/2020	400,266	(6,962)	(0.00)
구입 USD 판매 GBP 에 1.28423 06/11/2020	804,708	(6,983)	(0.00)
구입 NOK 판매 USD 에 9.28964 12/11/2020	369,157	(9,550)	(0.00)
구입 EUR 판매 JPY 에 0.00803 19/11/2020	562,908	(12,073)	(0.00)
구입 EUR 판매 USD 에 0.84568 19/11/2020	2,117,227	(30,471)	(0.01)
구입 EUR 판매 GBP 에 1.10323 19/11/2020	14,856,761	(112,482)	(0.03)
구입 EUR 판매 USD 에 0.84572 19/11/2020	63,009,341	(904,200)	(0.26)
		(904,633)	**(0.26)**

선물

	CCY	기본 노출	미실현 이익 / (손실) EUR	% 순자산
Euro-Bund Bond Future 08/12/2020	EUR	8,551,055	44,321	0.01
US Long Bond Future 21/12/2020	USD	(287,102)	6,190	0.00
FTSE 250 Index Future 18/12/2020	GBP	(198,491)	4,486	0.00
10 Year Mini JGB Bond Future 11/12/2020	JPY	245,212,612	2,370	0.00
호주 10 년 Bond Future 15/12/2020	AUD	411,615	741	0.00
US Treasury Note 2 Year Bond Future 31/12/2020	USD	87,633	(3)	(0.00)
Japan 10 Year Bond Future 14/12/2020	JPY	(30,595,236)	(394)	(0.00)
Euro-Schatz Bond Future 08/12/2020	EUR	(265,987)	(414)	(0.00)
Canadian 10 Year Bond Future 18/12/2020	CAD	558,034	(742)	(0.00)
US Treasury Note 5 Year Bond Future 31/12/2020	USD	1,676,777	(3,100)	(0.00)
Long Gilt Bond Future 29/12/2020	GBP	875,992	(4,263)	(0.00)
US Ultra Bond Future 21/12/2020	USD	280,039	(5,203)	(0.00)
Euro-Bobl Bond Future 08/12/2020	EUR	(342,661)	(8,705)	(0.00)
US Treasury Note 10 Year Bond Future 21/12/2020	USD	2,345,148	(9,986)	(0.00)
미국 10 년 Ultra Bond Future 21/12/2020	USD	1,056,443	(12,240)	(0.00)
Euro-BTP Bond Future 08/12/2020	EUR	(3,826,129)	(35,943)	(0.01)
Euro Buxl 30 Year Bond Future 08/12/2020	EUR	(1,919,201)	(56,490)	(0.02)
S&P TSX 60 Index Future 17/12/2020	CAD	2,902,869	(94,086)	(0.03)
E-Mini Russ 1000 Index Future 18/12/2020	USD	4,888,061	(140,165)	(0.04)
MSCI Europe Index Future 18/12/2020	EUR	2,219,821	(160,761)	(0.05)
			(474,387)	**(0.14)**

금리 스왑

	CCY	기본 노출	미실현 이익 / (손실) EUR	% 순자산
Receive fixed 1.0872% pay float. (6m AUD BB) 27/03/2030	AUD	300,848	6,072	0.00
Receive fixed 0.4123% pay float. (6m CHF LIBOR) 04/06/2028	CHF	57,033	3,726	0.00
Receive fixed 0.2985% pay float. (6m CHF LIBOR) 31/07/2027	CHF	67,441	3,621	0.00
Receive fixed 0.9117% pay float. (6m AUD BB) 01/05/2030	AUD	218,151	2,184	0.00
Receive fixed 0.5323% pay float. (6m CHF LIBOR) 12/11/2028	CHF	24,952	1,911	0.00
Receive fixed 0.1818% pay float. (6m CHF LIBOR) 04/09/2027	CHF	27,447	1,274	0.00
Receive fixed 0.8077% pay float. (6m AUD BB) 17/07/2030	AUD	355,742	1,112	0.00
Receive fixed 0.4098% pay float. (6m CHF LIBOR) 04/04/2028	CHF	15,684	1,011	0.00
Receive fixed 0.3598% pay float. (3m STIBOR) 26/05/2030	SEK	572,467	459	0.00
Pay fixed -0.008% receive float. (6m JPY LIBOR) 26/05/2030	JPY	5,756,039	246	0.00
Pay fixed 0.5103% receive float. (3m NZ) 13/10/2030	NZD	218,864	66	0.00
Receive fixed -0.34% pay float. (6m CHF LIBOR) 10/08/2030	CHF	6,416	19	0.00
Receive fixed 0.2778% pay float. (3m STIBOR) 10/08/2030	SEK	111,927	(6)	(0.00)
Receive fixed 0.7477% pay float. (6m AUD BB) 07/08/2030	AUD	29,942	(19)	(0.00)
Receive fixed 0.7487% pay float. (6m AUD BB) 06/10/2030	AUD	115,491	(161)	(0.00)
Pay fixed 0.061% receive float. (6m JPY LIBOR) 25/03/2030	JPY	13,603,757	(205)	(0.00)
Pay fixed -0.2458% receive float. (6m EURIBOR) 10/08/2030	EUR	59,884	(215)	(0.00)
Pay fixed 1.2025% receive float. (3m NZ) 19/08/2029	NZD	7,129	(277)	(0.00)
Pay fixed 0.0952% receive float. (6m JPY LIBOR) 16/12/2029	JPY	7,575,386	(337)	(0.00)
Pay fixed -0.2058% receive float. (6m EURIBOR) 09/03/2030	EUR	40,636	(377)	(0.00)
Pay fixed 0.6443% receive float. (3m NZ) 10/08/2030	NZD	55,607	(436)	(0.00)
Receive fixed 0.2253% pay float. (3m STIBOR) 16/03/2030	SEK	1,487,131	(502)	(0.00)
Receive fixed 0.0085% pay float. (6m JPY LIBOR) 24/06/2029	JPY	24,483,484	(593)	(0.00)
Pay fixed 0.1553% receive float. (6m CHF LIBOR) 11/06/2029	CHF	26,378	(594)	(0.00)
Receive fixed 0.9348% pay float. (3m CDOR) 06/08/2030	CAD	54,181	(624)	(0.00)
Pay fixed 2.415% receive float. (3m NZ) 12/02/2029	NZD	8,555	(823)	(0.00)
Receive fixed 0.0427% pay float. (6m JPY LIBOR) 13/08/2029	JPY	17,558,984	(908)	(0.00)
Pay fixed -0.1898% receive float. (6m EURIBOR) 20/07/2030	EUR	110,501	(1,035)	(0.00)
Pay fixed 0.1202% receive float. (6m JPY LIBOR) 08/01/2030	JPY	16,563,048	(1,038)	(0.00)
Pay fixed -0.1298% receive float. (6m EURIBOR) 25/05/2030	EUR	74,856	(1,190)	(0.00)
Pay fixed 1.3628% receive float. (3m NZ) 21/10/2029	NZD	30,655	(1,446)	(0.00)
Receive fixed 0.078% pay float. (6m JPY LIBOR) 27/08/2029	JPY	24,365,140	(1,899)	(0.00)
Pay fixed 1.193% receive float. (3m NZ) 14/10/2029	NZD	61,310	(2,356)	(0.00)
Pay fixed -0.0298% receive float. (6m EURIBOR) 06/04/2030	EUR	106,937	(2,785)	(0.00)
Pay fixed 0.1047% receive float. (6m EURIBOR) 24/03/2030	EUR	96,243	(3,762)	(0.00)
Pay fixed 0.7323% receive float. (3m NZ) 20/07/2030	NZD	320,810	(4,151)	(0.00)
Pay fixed -0.1578% receive float. (6m EURIBOR) 18/05/2030	EUR	341,484	(4,537)	(0.00)
Pay fixed 0.0857% receive float. (6m EURIBOR) 08/07/2029	EUR	128,324	(4,755)	(0.00)
Pay fixed 0.0317% receive float. (6m EURIBOR) 05/08/2029	EUR	176,802	(5,724)	(0.00)
Pay fixed -0.0133% receive float. (6m EURIBOR) 27/04/2030	EUR	245,241	(6,777)	(0.00)
Pay fixed 0.5237% receive float. (6m EURIBOR) 06/05/2029	EUR	92,037	(6,952)	(0.00)
Receive fixed 0.97% pay float. (3m CDOR) 16/07/2030	CAD	791,331	(7,203)	(0.00)
Pay fixed 0.5986% receive float. (6m WIBO) 08/06/2025	PLN	6,325,683	(9,337)	(0.00)
Pay fixed 3.241% receive float. (3m NZ) 11/06/2028	NZD	82,698	(10,497)	(0.00)
Pay fixed 0.2982% receive float. (6m EURIBOR) 10/06/2029	EUR	257,361	(14,360)	(0.00)
Pay fixed 0.68% receive float. (6m WIBO) 11/05/2025	PLN	6,398,812	(14,674)	(0.00)
Pay fixed 2.9% receive float. (3m New Zealand) 08/10/2028	NZD	153,989	(17,805)	(0.01)
Pay fixed 2.36% receive float. (3m New Zealand) 18/03/2029	NZD	193,199	(18,216)	(0.01)
			(124,875)	**(0.04)**

옵션

	CCY	Contracts	시장 가격 EUR	% 순자산
구입 풋 HSI 지수 22000 29/06/2021	HKD	1	945	0.00
구입 풋 HSI 지수 21600 29/06/2021	HKD	1	443	0.00
구입 풋 한국 Kospi 200 지수 285 10/06/2021	KRW	29,396	329	0.00
구입 풋 HSCEI 지수 8300 29/09/2021	HKD	1	253	0.00
구입 풋 한국 KOSPI 200 지수 280 10/06/2021	KRW	14,444	143	0.00
			2,113	**0.00**

인플레이션 스왑

	CCY	기본 노출	미실현 이익 / (손실) EUR	% 순자산
Receive fixed 1.975% pay float. (US CPI) 15/10/2030	USD	135,289	16	0.00
Receive fixed 1.754% pay float. (US CPI) 03/08/2030	USD	255,952	(7,256)	(0.00)
Receive fixed 1.778% pay float. (US CPI) 27/07/2030	USD	365,646	(8,653)	(0.00)
			(15,893)	**(0.00)**

현재 투자종목 명세서서 2020년 10월 31일

	CCY	기본 노출	미실현 이익 / (손실) EUR	% 순자산
하룻밤 지수 스왑				
Receive fixed 0.1098% pay float. (1d SONIA) 17/09/2030	GBP	360,020	(3,136)	(0.00)
			(3,136)	(0.00)
기타 자산 및 부채			27,481,060	8.02
순자산			342,647,154	100.00

지역별 배분

국가	국가 코드	% 순자산
미국	US	22.49
룩셈부르크	LU	20.65
아일랜드	IE	16.16
영국	GB	7.71
독일	DE	6.61
네덜란드	NL	3.19
일본	JP	2.24
프랑스	FR	1.77
이탈리아	IT	1.56
스위스	CH	1.00
케이맨 제도	KY	0.92
초 국가	SU	0.89
스페인	ES	0.76
중국	CN	0.73
호주	AU	0.62
노르웨이	NO	0.56
스웨덴	SE	0.55
덴마크	DK	0.47
핀란드	FI	0.42
홍콩	HK	0.40
인도네시아	ID	0.37
싱가포르	SG	0.32
인도	IN	0.25
버진 아일랜드 (영국령)	VG	0.24
벨기에	BE	0.22
태국	TH	0.21
한국	KR	0.16
대만	TW	0.15
오스트리아	AT	0.08
말레이시아	MY	0.08
모리셔스	MU	0.07
멕시코	MX	0.07
버뮤다	BM	0.06
필리핀	PH	0.06
포르투갈	PT	0.06
이스라엘	IL	0.05
남아프리카 공화국	ZA	0.05
캐나다	CA	0.03
Saudi Arabia	SA	0.03
뉴질랜드	NZ	0.02
모나코	MC	0.02
러시아	RU	0.02
베트남	VN	0.02
스리랑카	LK	0.02
아랍 에미리트	AE	0.02
브라질	BR	0.01
키프로스	CY	0.01
카자흐스탄	KZ	0.01
몽골리아	MN	0.00
칠레	CL	0.00
현금 및 기타 순자산		7.57

Fidelity Institutional Target™ 2030 (Euro) Fund [1,4,5]

현재 투자종목 명세서서 2020년 10월 31일

공인된 주식 또는 공식 증권거래소에서 거래됨

에너지

	국가 코드	CCY	주식 또는 명목	시장 가격 EUR	% 순자산
Equinor	NO	NOK	39,400	430,008	0.15
Total	FR	EUR	15,362	396,651	0.13
Royal Dutch Shell (B)	NL	GBP	31,621	326,637	0.11
Repsol International Fin. 4.247% VRN (Perpetual)	NL	EUR	269,856	274,242	0.09
BP Capital Markets 3.625% VRN (Perpetual)	GB	EUR	258,878	266,287	0.09
Eni 3.375% VRN (Perpetual)	IT	EUR	243,708	241,640	0.08
Marathon Petroleum	US	USD	9,610	235,653	0.08
SBM Offshore	NL	EUR	14,510	200,817	0.07
John Wood Group	GB	GBP	66,699	157,302	0.05
Equinor 3.125% 06/04/2030	NO	USD	124,216	118,015	0.04
Chevron	US	USD	1,750	102,867	0.03
PTT	TH	THB	120,095	102,299	0.03
Energy Transfer Operating 6.25% 15/04/2049	US	USD	103,890	94,065	0.03
BP Capital Markets 3.25% VRN (Perpetual)	GB	EUR	88,114	90,679	0.03
Equinor 3.70% 06/04/2050	NO	USD	84,989	81,436	0.03
Shell Int'l Finance 3.25% 06/04/2050	NL	USD	85,069	75,600	0.03
Eni 2.625% VRN (Perpetual)	IT	EUR	69,870	69,298	0.02
CNOOC	CN	HKD	84,972	66,513	0.02
BP Capital Markets 3.161% 17/03/2021 EMTN	GB	USD	75,282	65,193	0.02
Reliance Industries	IN	INR	2,509	59,625	0.02
Saudi Arabian Oil 2.75% 16/04/2022 Reg S	SA	USD	66,248	58,200	0.02
TOTAL 3.875% VRN (Perpetual) EMTN	FR	EUR	52,475	54,745	0.02
Energy Transfer Operating 6.00% 15/06/2048	US	USD	61,732	54,357	0.02
Energy Transfer Operating 5.00% 15/05/2050	US	USD	65,646	52,642	0.02
Cairn Energy	GB	GBP	33,944	52,463	0.02
Royal Dutch Shell (A) (NL)	NL	EUR	4,693	51,074	0.02
China Petroleum & Chemical (H)	CN	HKD	148,454	49,681	0.02
Diversified Gas & Oil	US	GBP	36,509	45,386	0.02
Valero Energy 2.70% 15/04/2023	US	USD	50,188	44,340	0.01
Pertamina Persero 3.10% 27/08/2030 Reg S	ID	USD	48,492	43,150	0.01
BP Capital Markets 1.00% 28/04/2023	GB	GBP	38,143	42,530	0.01
Pioneer Natural Resources 1.90% 15/08/2030	US	USD	50,188	40,410	0.01
BP Capital Markets 4.375% VRN (Perpetual)	GB	USD	45,370	40,306	0.01
Lundin Energy	SE	SEK	2,432	39,892	0.01
Energy Transfer Operating 5.25% 15/04/2029	US	USD	42,158	39,226	0.01
Equinor 2.38% 22/05/2030	NO	USD	40,753	36,513	0.01
Galp Energia SGPS	PT	EUR	5,128	35,658	0.01
Medco Bell Pte 6.375% 30/01/2027 Reg S	SG	USD	46,732	35,519	0.01
Pertamina Persero 4.15% 25/02/2060 Reg S	ID	USD	37,404	32,018	0.01
Jadestone Energy	SG	GBP	59,813	30,593	0.01
Marathon Petroleum 6.50% 01/03/2041	US	USD	29,627	29,728	0.01
Medco Oak Tree Pte 7.375% 14/05/2026 Reg S	SG	USD	34,517	28,804	0.01
China Shenhua Energy (H)	CN	HKD	19,132	28,445	0.01
Energy Transfer Operating 4.05% 15/03/2025	US	USD	31,117	28,112	0.01
Cespa Finance 2.25% 13/02/2026 EMTN	ES	EUR	22,656	23,647	0.01
Repsol Int'l Finance 4.50% VRN 25/03/2075	NL	EUR	21,864	22,684	0.01
ONEOK 3.40% 01/09/2029	US	USD	26,141	21,857	0.01
ONEOK 7.50% 01/09/2023	US	USD	21,915	21,406	0.01
Shell International Fin. 1.25% 11/11/2032 EMTN	NL	EUR	19,684	21,379	0.01
Energy Transfer Operating 4.50% 15/04/2024	US	USD	23,338	21,279	0.01
Hess 5.80% 01/04/2047	US	USD	18,299	17,597	0.01
Periama Holdings 5.95% 19/04/2026	US	USD	20,358	17,518	0.01
Indika Energy Capital 8.25% 22/10/2025 Reg S	SG	USD	20,358	17,469	0.01
Puma Int'l Fin. 5.125% 06/10/2024 Reg S	LU	USD	22,983	16,773	0.01
Hessen 5.60% 15/02/2041	US	USD	17,427	16,035	0.01
Delek & Avner Tamar Bond 5.412% 30/12/2025	IL	USD	17,427	15,360	0.01
Chevron 3.078% 11/05/2050	US	USD	16,281	14,534	0.00
PetroChina (H)	CN	HKD	57,364	13,803	0.00
Reabold Resources	GB	GBP	2,038,756	13,262	0.00
Adaro Indonesia 4.25% 31/10/2024 Reg S	ID	USD	15,435	13,199	0.00
Repsol Intl. Finance 3.75% VRN (Perpetual)	NL	EUR	13,119	13,173	0.00
Pertamina Persero 6.50% 27/05/2041 Reg S	ID	USD	11,794	13,064	0.00
Pertamina Persero 6.00% 03/05/2042 Reg S	ID	USD	11,774	12,334	0.00
Kosmos Energy	US	GBP	13,143	12,020	0.00
HPCL-Mittal Energy 5.25% 28/04/2027	IN	USD	11,105	9,717	0.00
ABM Investama 7.125% 01/08/2022 Reg S	ID	USD	17,212	9,640	0.00
Mongolian Mining 9.25% 15/04/2024 Reg S	SU	USD	12,955	9,061	0.00
CGG	FR	EUR	17,689	8,483	0.00
Puma Int'l Fin. 5.00% 24/01/2026 Reg S	LU	USD	11,475	8,161	0.00
Longboat Energy	GB	GBP	8,158	7,982	0.00
Equinor 1.375% 22/05/2032 EMTN	NO	EUR	6,570	7,270	0.00
Thaioil Treasury Centre 3.75% 18/06/2050 Reg S	TH	USD	7,866	6,246	0.00
Thaioil Treasury Centre 4.875% 23/01/2043 Reg S	TH	USD	6,015	5,693	0.00
Star Petroleum Refining	TH	THB	28,515	4,149	0.00
China Oilfield Services (H)	CN	HKD	6,073	3,144	0.00
Denbury	US	USD	153	2,154	0.00
Reliance Industries	IN	INR	145	1,983	0.00
				4,870,695	**1.65**

유틸리티

	국가 코드	CCY	주식 또는 명목	시장 가격 EUR	% 순자산
Greencoat Renewables	IE	EUR	1,039,217	1,215,884	0.41
Renewables Infrastructure Group	GB	GBP	710,270	1,067,767	0.36
NextEra Energy	US	USD	10,248	649,089	0.22
National Grid	GB	GBP	62,003	633,580	0.21
Enel	IT	EUR	46,561	318,195	0.11
US Solar Fund	GB	USD	310,492	263,174	0.09
Engie	FR	EUR	24,137	250,659	0.08
Fortum	FI	EUR	12,600	203,483	0.07
American Water Works	US	USD	1,120	145,465	0.05
Enel 8.75% VRN 24/09/2073	IT	USD	139,766	138,524	0.05
Exelon	US	USD	3,929	134,291	0.05
CMS Energy	US	USD	2,382	130,204	0.04
EDF 6.00% VRN (Perpetual) EMTN	FR	GBP	83,005	100,315	0.03
NGG Finance 5.625% VRN 18/06/2073	GB	GBP	67,474	84,808	0.03
NextEra Energy Capital 2.25% 01/06/2030	US	USD	68,587	60,951	0.02
Italgas	IT	EUR	12,122	60,149	0.02
RWE	DE	EUR	1,789	56,878	0.02
United Utilities Group	GB	GBP	5,812	55,798	0.02
EDF 3.375% VRN (Perpetual)	FR	EUR	55,870	54,964	0.02
Iberdrola International 2.250% VRN (Perpetual)	NL	EUR	52,816	52,831	0.02
EDF 5.375% VRN (Perpetual) EMTN	FR	EUR	43,729	48,076	0.02
Innogy Finance 6.25% 03/06/2030 EMTN	NL	GBP	29,627	46,729	0.02
SSE 3.74% VRN (Perpetual)	GB	GBP	34,983	40,105	0.01
Tennet Holdings 2.995% VRN (Perpetual)	NL	EUR	37,517	38,772	0.01
Tenaga Nasional	MY	MYR	19,067	37,564	0.01
DWR Cymru Financing UK 1.625% 31/03/2026 EMTN	GB	GBP	32,650	36,711	0.01
Tennet Holdings 2.374% VRN (Perpetual)	NL	EUR	34,090	34,352	0.01
Mega First	MY	MYR	22,255	31,992	0.01
First Gen	PH	PHP	60,771	30,715	0.01
EDF 4.00% VRN (Perpetual)	FR	EUR	27,932	29,084	0.01
Rubis	FR	EUR	1,022	28,806	0.01
SP Powerassets 3.00% 26/09/2027 Reg S	SG	USD	28,755	27,055	0.01
Power Grid Corporation of (India)	IN	INR	13,600	26,902	0.01
Edison International 5.75% 15/06/2027	US	USD	26,141	25,504	0.01
NextEra Energy Capital Holdings 2.75% 01/11/2029	US	USD	26,141	24,142	0.01
Greenko Investment 4.875% 16/08/2023 Reg S	MU	USD	25,689	22,188	0.01
Perusahaan Listrik Negara 4.375% 05/02/2050 Reg S	ID	USD	23,505	20,982	0.01
Perusahaan Listrik Negara 4.00% 30/06/2050 Reg S	ID	USD	22,672	19,285	0.01
Star Energy Geothermal 6.75% 24/04/2033 Reg S	VG	USD	19,496	18,493	0.01
ReNew Power 5.875% 05/03/2027 Reg S	IN	USD	20,543	18,107	0.01
Star Energy Geothermal 4.85% 14/10/2038 Reg S	BM	USD	19,448	17,178	0.01
Greenko Solar Mauritius 5.95% 29/07/2026 Reg S	MU	USD	17,656	16,039	0.01
Cikarang Listrindo	ID	IDR	437,674	15,328	0.01
Greenko Solar Mauritius 5.55% 29/01/2025 Reg S	MU	USD	16,675	14,753	0.00
SSE 4.75% VRN 16/09/2077	GB	USD	16,311	14,490	0.00
Orsted 1.75% VRN 09/12/3019	DK	EUR	14,212	14,233	0.00
Guangdong Investment	HK	HKD	11,005	14,009	0.00
China Resources Power Holdings	HK	HKD	14,408	12,870	0.00
CLP Power Hong Kong Fin. 2.125% 30/06/2030 EMTN	VG	USD	14,378	12,410	0.00
SMC Global Power Holdings 5.95% VRN (Perpetual)	PH	USD	13,973	11,601	0.00
Severn Trent Utilities Fin. 2.00% 02/06/2040 EMTN	GB	GBP	9,498	11,109	0.00
CK Infrastructure Holdings	HK	HKD	2,312	9,358	0.00
EDP Finance 8.625% 04/01/2024 EMTN	NL	GBP	6,108	8,396	0.00
Neerg Energy 6.00% 13/02/2022 Reg S	MU	USD	9,531	8,324	0.00
Huadian Power International (H)	CN	HKD	37,196	7,917	0.00
ELM For Firmenich Intel. 3.75% VRN (Perpetual)	NL	EUR	7,434	7,750	0.00
West Holdings	JP	JPY	256	7,518	0.00
China Resources Gas Group	HK	HKD	1,922	7,160	0.00
GCL New Energy Holdings 7.10% 30/01/2021	BM	USD	14,806	6,164	0.00
SMC Global Power Holdings 5.70% VRN (Perpetual)	PH	USD	6,755	5,501	0.00
ENN Energy 2.625% 17/09/2030 Reg S	KY	USD	4,534	3,918	0.00
EDF 3.00% VRN (Perpetual)	FR	EUR	3,498	3,443	0.00
				6,512,042	**2.20**

소재

	국가 코드	CCY	주식 또는 명목	시장 가격 EUR	% 순자산
Air Products and Chemicals	US	USD	2,543	601,200	0.20
BHP Group (UK)	AU	GBP	22,663	375,521	0.13
FMC	US	USD	3,719	327,311	0.11
Arcelormittal	LU	EUR	27,307	318,180	0.11
Air Liquide	FR	EUR	2,198	275,818	0.09
Celanese	US	USD	1,998	192,882	0.07
DuPont de Nemours	US	USD	3,421	166,347	0.06
Ashland 6.875% 15/05/2043	US	USD	148,969	164,396	0.06
Victrex	GB	GBP	6,774	138,976	0.05
Endeavour Mining	MC	CAD	6,168	127,660	0.04
Shin-Etsu Chemical	JP	JPY	1,104	126,640	0.04
Indonesia 5.71% 15/11/2023 Reg S	ID	USD	113,727	107,523	0.04
NOF	JP	JPY	2,824	91,157	0.03
LafargeHolcim	CH	CHF	2,462	90,756	0.03
Arcelormittal 7.25% 15/10/2039	LU	USD	82,650	86,807	0.03
Kansai Paint	JP	JPY	3,773	83,565	0.03

* 이사회 결정으로 가격이 책정된 유가증권.
전체 주석 목록은 6페이지에 나와 있습니다.
별첨 재무제표에 대한 주석은 본 재무제표의 중요한 일부입니다. 투자종목 명세서 및 지역별 배분의 순자산 비율은 반올림되었습니다.

현재 투자종목 명세서서 2020년 10월 31일

	국가 코드	CCY	주식 또는 명목	시장 가격 EUR순	% 자산
Anglo American	GB	GBP	4,029	81,139	0.03
Kenmare Resources	IE	GBP	24,812	80,009	0.03
Fuchs Petrolub (Pref'd)	DE	EUR	1,725	76,224	0.03
DuPont de Nemours 2.169% 01/05/2023	US	USD	87,629	75,957	0.03
ABJA Investment 5.45% 24/01/2028	SG	USD	90,132	74,894	0.03
Ball 5.25% 01/07/2025	US	USD	75,734	73,644	0.02
SIG Combibloc Group	CH	CHF	4,079	72,021	0.02
Synthomer	GB	GBP	15,275	64,068	0.02
LYB International Finance 3.80% 10/01/2060	US	USD	75,072	62,402	0.02
Siam Cement	TH	THB	6,373	59,166	0.02
Essentra	GB	GBP	20,408	55,958	0.02
Sibanye Stillwater	ZA	ZAR	21,243	52,696	0.02
Indonesia 5.23% 15/11/2021 Reg S	ID	USD	56,713	50,650	0.02
Huhtamaki	FI	EUR	1,124	47,129	0.02
Wienerberger	AT	EUR	2,139	46,320	0.02
Solvay Finance 5.869% VRN (Perpetual)	FR	EUR	39,356	43,734	0.01
LYB International Finance 3.375% 01/10/2040	US	USD	50,610	43,236	0.01
Verallia	FR	EUR	1,738	41,544	0.01
Rhi Magnesita	AT	GBP	1,449	41,249	0.01
JSW Steel 5.375% 04/04/2025	IN	USD	46,909	40,297	0.01
Holcim Finance Luxembourg 3.00% VRN (Perpetual)	LU	EUR	39,137	39,929	0.01
Boliden (B)	SE	SEK	1,485	34,879	0.01
Baoshan Iron & Steel (A)	CN	CNY	48,585	33,284	0.01
BHP Billiton Finance 5.625% VRN 22/10/2079	AU	EUR	27,707	32,472	0.01
Sumitomo Bakelite	JP	JPY	1,318	32,024	0.01
Sumitomo Metal Mining	JP	JPY	1,141	30,420	0.01
Sig Combib 2.125% 18/06/2025 Reg S	LU	EUR	29,711	30,400	0.01
Korea Zinc	KR	KRW	104	30,171	0.01
Fujimi	JP	JPY	886	27,097	0.01
Inalum 6.53% 15/11/2028 Reg S	ID	USD	25,847	27,079	0.01
Gold Fields Orogen Hldgs 6.125% 15/05/2029 Reg S	VG	USD	26,141	26,813	0.01
ATA IMS	MY	MYR	61,829	26,678	0.01
Glencore	CH	GBP	14,492	25,122	0.01
Vedanta Resources 6.125% 09/08/2024 Reg S	GB	USD	49,996	25,116	0.01
Anhui Conch Cement (A)	CN	CNY	3,816	24,926	0.01
JSW Steel 5.95% 18/04/2024	IN	USD	27,302	24,081	0.01
Suzano Austria 3.75% 15/01/2031	AT	USD	26,577	23,468	0.01
Harmony Gold Mining	ZA	ZAR	5,562	23,448	0.01
Internatinl Flavors & Fragrances 1.80% 25/09/2026	US	EUR	21,784	23,235	0.01
Nabaltec	DE	EUR	1,144	22,770	0.01
DS Smith 1.375% 26/07/2024	GB	EUR	21,784	22,426	0.01
BHP Group	AU	AUD	1,066	21,824	0.01
BHP Billiton Finance 6.50% VRN 22/10/2077	AU	GBP	17,492	21,297	0.01
UltraTech Cement	IN	INR	394	20,857	0.01
Nickel Mines	AU	AUD	36,782	19,854	0.01
Scientex	MY	MYR	7,733	18,989	0.01
Ball 1.50% 15/03/2027	US	EUR	17,427	17,152	0.01
Air Water	JP	JPY	1,395	17,124	0.01
Merdeka Copper Gold	ID	IDR	143,433	15,355	0.01
Indocement Tunggal Prakarsa (A)	ID	IDR	21,449	15,193	0.01
Solvay 4.25% VRN (Perpetual)	BE	EUR	13,993	14,690	0.00
UPL 5.25% VRN (Perpetual)	MU	USD	17,027	13,790	0.00
Evolution Mining	AU	AUD	4,092	13,745	0.00
West China Cement	CN	HKD	98,750	12,595	0.00
Fuso Chemical	JP	JPY	363	10,637	0.00
Jiangxi Copper (H)	CN	HKD	9,957	10,198	0.00
Vedanta Resources 6.375% 30/07/2022 Reg S	GB	USD	16,731	10,167	0.00
Ivanhoe Mines	CA	CAD	3,067	10,082	0.00
TOA Paint Thailand	TH	THB	11,083	9,822	0.00
Skshu Paint (A)	CN	CNY	439	8,349	0.00
Vedanta Resources 7.125% 31/05/2023 Reg S	GB	USD	14,306	7,613	0.00
Tianqi Fin 3.75% 28/11/2022	VG	USD	20,569	7,357	0.00
Lotte Chemical Titan Holding	MY	MYR	16,852	7,244	0.00
Shenzhen YUTO Packaging Technology	CN	CNY	1,866	7,086	0.00
Sahamitr Pressure Container	TH	THB	22,702	7,046	0.00
Beijing Oriental Yuhong Waterproof Technology (A)	CN	CNY	1,420	6,771	0.00
Trafigura Group Pte 6.875% VRN (Perpetual)	SG	USD	8,095	6,587	0.00
Aluminum Corp of China	CN	HKD	34,010	6,372	0.00
Angang Steel (H)	CN	HKD	23,612	5,948	0.00
Skshu Paint (A)	CN	CNY	241	4,584	0.00
DS Smith 0.875% 12/09/2026 EMTN	GB	EUR	4,357	4,395	0.00
Shenzhen YUTO Packaging Technology	CN	CNY	733	2,784	0.00
Baoshan Iron & Steel (A)	CN	CNY	3,910	2,678	0.00
Blackstone Minerals	AU	AUD	11,273	2,349	0.00
Daiken	JP	JPY	95	1,533	0.00
Osaka Organic Chemical Industry	JP	JPY	30	687	0.00
				5,405,668	**1.83**

산업재

	국가 코드	CCY	주식 또는 명목	시장 가격 EUR순	% 자산
Wolters Kluwer	NL	EUR	11,367	790,914	0.27
Siemens	DE	EUR	7,339	739,010	0.25
Norfolk Southern	US	USD	2,991	530,373	0.18
Doric Nimrod Air Three (Pref'd)	GB	GBP	1,206,827	516,633	0.17
SKF	SE	SEK	28,136	495,012	0.17
Allison Transmission Holdings	US	USD	15,142	461,252	0.16
Epiroc	SE	SEK	34,617	426,515	0.14
RELX	GB	EUR	22,355	380,143	0.13
Doric Nimrod Air Two Perpetual (Pref'd)	GB	GBP	444,049	360,437	0.12
Johnson Controls International	US	USD	9,578	343,819	0.12
Amedeo Air Four Plus	GB	GBP	915,555	330,860	0.11
TransUnion	US	USD	4,800	326,040	0.11
DCC	IE	GBP	5,580	311,690	0.11
XPO Logistics	US	USD	3,903	299,205	0.10
MISUMI Group	JP	JPY	10,500	267,780	0.09
Daikin Industries	JP	JPY	1,563	251,084	0.08
Kansas City Southern	US	USD	1,625	244,374	0.08
Oshkosh	US	USD	3,963	230,042	0.08
Harmonic Drive Systems	JP	JPY	3,885	220,910	0.07
FANUC	JP	JPY	1,205	218,979	0.07
Meggitt	GB	GBP	67,280	204,457	0.07
United Rentals	US	USD	1,294	196,471	0.07
Nidec	JP	JPY	2,159	187,022	0.06
Casella Waste Systems	US	USD	3,658	173,245	0.06
Sandvik	SE	SEK	11,166	170,896	0.06
Makita	JP	JPY	4,467	169,547	0.06
ITOCHU	JP	JPY	7,838	161,652	0.05
Recruit Holdings	JP	JPY	4,891	159,926	0.05
JB Hunt Transport Services	US	USD	1,532	159,106	0.05
Vinci	FR	EUR	2,341	158,788	0.05
FTI Consulting	US	USD	1,836	156,210	0.05
WW Grainger	US	USD	494	147,910	0.05
Fortive	US	USD	2,790	147,439	0.05
SMC	JP	JPY	320	146,242	0.05
Aalberts	NL	EUR	4,626	133,413	0.05
Wizz Air Holdings	CH	GBP	3,708	131,697	0.04
L3Harris Technologies	US	USD	943	128,577	0.04
Daifuku	JP	JPY	1,312	116,148	0.04
Miura	JP	JPY	2,808	113,573	0.04
ManpowerGroup	US	USD	1,696	98,122	0.03
Air Lease	US	USD	3,821	89,393	0.03
Balfour Beatty	GB	GBP	33,696	80,030	0.03
Techtronic Industries	HK	HKD	6,312	72,866	0.02
DKSH Holding	CH	CHF	1,226	67,789	0.02
Alpha Financial Markets Consulting	GB	GBP	27,285	65,229	0.02
Flughafen Zuerich	CH	CHF	557	64,469	0.02
Morgan Advanced Materials	GB	GBP	22,612	62,857	0.02
Varta	DE	EUR	529	56,963	0.02
Safran	FR	EUR	615	55,713	0.02
Sany Heavy Industry (A)	CN	CNY	16,672	55,565	0.02
RELX	GB	GBP	3,123	53,035	0.02
Inspired Energy	GB	GBP	368,790	52,284	0.02
THK	JP	JPY	2,162	49,191	0.02
UT Group	JP	JPY	1,822	48,785	0.02
Assa Abloy	SE	SEK	2,390	44,081	0.01
Boeing 3.10% 01/05/2026	US	USD	50,188	43,582	0.01
Ashtead Capital 4.125% 15/08/2025 144A	US	USD	49,184	43,465	0.01
Airports of Thailand	TH	THB	29,846	42,380	0.01
Inwido	SE	SEK	4,206	38,316	0.01
Singapore Technologies Engineering	SG	SGD	17,330	38,030	0.01
Southwest Airlines 5.125% 15/06/2027	US	USD	38,956	37,234	0.01
Yaskawa Electric	JP	JPY	1,112	37,108	0.01
MTR 1.625% 19/08/2030 EMTN	HK	USD	43,569	36,547	0.01
Zhuzhou CRRC Times Electric (H)	CN	HKD	13,671	36,117	0.01
DP World 2.375% 25/09/2026 Reg S	AE	EUR	34,855	35,181	0.01
Secom	JP	JPY	476	34,500	0.01
SITC International Holdings	HK	HKD	25,859	34,275	0.01
Rolls-Royce 5.75% 15/10/2027 Reg S	GB	GBP	29,009	32,354	0.01
LISI	FR	EUR	2,322	32,227	0.01
Clarkson	GB	GBP	1,418	31,702	0.01
International Container Terminal Services	PH	PHP	15,348	31,301	0.01
Schaeffler Finance 3.25% 15/05/2025 Reg S	NL	EUR	30,498	30,952	0.01
SHO-BOND Holdings	JP	JPY	726	30,088	0.01
Simplybiz Group	GB	GBP	19,572	30,033	0.01
Weichai Power (A)	CN	CNY	15,331	29,759	0.01
Hitachi Construction Machinery	JP	JPY	1,358	28,735	0.01
Holding d'Infrastructures 2.50% 04/05/2027 EMTN	FR	EUR	26,141	28,470	0.01
AA Bond 2.75% 31/07/2023 EMTN	GB	GBP	26,141	28,137	0.01
Hitachi Transport System	JP	JPY	1,011	27,515	0.01
Rolls-Royce 5.75% 15/10/2027 144A	GB	USD	30,143	26,229	0.01
Penta-Ocean Construction	JP	JPY	4,607	25,096	0.01
Siemens Energy	DE	EUR	1,282	24,093	0.01
Kerry Logistics Network	HK	HKD	13,358	23,938	0.01
Hazama Ando	JP	JPY	4,421	23,594	0.01
Volvo Treasury 4.85% VRN 10/03/2078	SE	EUR	21,864	23,577	0.01
Arwana Citramulia	ID	IDR	788,859	22,947	0.01
Delhi Int'l Airport 6.125% 31/10/2026 Reg S	IN	USD	25,929	22,697	0.01
Ayala	PH	PHP	1,631	22,067	0.01
Delhi Int'l Airport 6.45% 04/06/2029 Reg S	IN	USD	24,338	21,113	0.01
Xylem 2.25% 30/01/2031	US	USD	23,457	21,081	0.01
Heathrow Funding 5.225% 15/02/2023 Reg S	GB	GBP	17,427	20,737	0.01

현재 투자종목 명세서서 2020년 10월 31일

	국가 코드	CCY	주식 또는 명목	시장 가격 EUR순	% 자산
CKD	JP	JPY	1,443	20,619	0.01
Holding d'Infrastructures 1.625% 27/11/2027 EMTN	FR	EUR	19,170	19,815	0.01
Indika Energy Capital Pte 5.875% 09/11/2024 Reg S	SG	USD	24,060	19,538	0.01
Ryanair 1.125% 15/08/2023 EMTN	IE	EUR	20,259	19,403	0.01
Trusco Nakayama	JP	JPY	853	18,898	0.01
Makuake	JP	JPY	187	18,183	0.01
Mexico City Airport Trust 5.50% 31/07/2047 Reg S	MX	USD	22,656	16,680	0.01
COMSYS Holdings	JP	JPY	764	16,672	0.01
Caverion	FI	EUR	2,938	16,540	0.01
Boeing 4.875% 01/05/2025	US	USD	17,427	16,281	0.01
National Express Group 2.375% 20/11/2028	GB	GBP	14,813	16,195	0.01
Easyjet 1.75% 09/02/2023 EMTN	GB	EUR	17,427	16,056	0.01
eHi Car Services 5.875% 14/08/2022	KY	USD	21,839	16,026	0.01
Ashtead Capital 4.375% 15/08/2027 144A	US	USD	17,427	15,706	0.01
General Electric 4.35% 01/05/2050	US	USD	17,096	15,664	0.01
Greentown Service Group	CN	HKD	16,342	15,394	0.01
Raito Kogyo	JP	JPY	1,261	15,358	0.01
Raksul	JP	JPY	339	14,198	0.00
Sinotruk (Hong Kong)	CN	HKD	6,359	13,951	0.00
Airbus 2.375% 09/06/2040 EMTN	NL	EUR	13,184	13,779	0.00
Senior	GB	GBP	22,057	13,440	0.00
Beijing Capital International Airport (H)	CN	HKD	25,074	13,150	0.00
Sohgo Security Services	JP	JPY	316	12,643	0.00
LT Group	PH	PHP	61,148	12,514	0.00
Cebu Air	PH	PHP	17,893	12,312	0.00
Daqin Railway (A)	CN	CNY	14,748	12,124	0.00
Weichai Power (H)	CN	HKD	7,367	11,988	0.00
Pacific Basin Shipping	HK	HKD	90,962	11,400	0.00
Country Garden Services Holdings	CN	HKD	2,107	11,384	0.00
Titan Wind Energy Suzhou	CN	CNY	12,146	11,188	0.00
Sumitomo Densetsu	JP	JPY	528	10,804	0.00
RAC Bond 4.87% 06/05/2026 EMTN	GB	GBP	9,585	10,795	0.00
Sany Heavy Industry (A)	CN	CNY	3,222	10,739	0.00
Sime Darby	MY	MYR	20,802	10,355	0.00
Sinotrans (H)	CN	HKD	40,501	10,294	0.00
Shanghai M&G Stationery	CN	CNY	991	10,217	0.00
Ryanair 2.875% 15/09/2025 EMTN	IE	EUR	10,021	10,013	0.00
Yamazen	JP	JPY	1,185	9,972	0.00
Sinopec Engineering Group (H)	CN	HKD	28,947	9,656	0.00
Fuji Electric	JP	JPY	368	9,578	0.00
Prestige International	JP	JPY	1,258	9,192	0.00
SBS Transit	SG	SGD	4,973	8,914	0.00
Heathrow Funding 2.75% 13/10/2031 EMTN	GB	GBP	7,903	8,780	0.00
Kung Long Batteries Industrial	TW	TWD	2,119	8,718	0.00
Guangshen Railway (H)	CN	HKD	60,672	8,676	0.00
Boeing 2.50% 01/03/2025	US	USD	10,038	8,571	0.00
Sankyu	JP	JPY	276	8,491	0.00
MonotaRO	JP	JPY	175	8,327	0.00
Service Stream	AU	AUD	6,713	8,125	0.00
TechnoPro Holdings	JP	JPY	150	8,041	0.00
Dynasty Ceramic	TH	THB	126,874	8,035	0.00
Heathrow Funding 9.20% 29/03/2021 EMTN	GB	GBP	6,971	7,975	0.00
Sino-Thai Engineering & Construction	TH	THB	28,264	7,838	0.00
Surya Pertiwi	ID	IDR	322,965	7,559	0.00
GMR Int'l Airport 4.25% 27/10/2027 Reg S	IN	USD	9,450	7,342	0.00
Nihon Flush	JP	JPY	652	7,217	0.00
Kito	JP	JPY	677	7,170	0.00
Air China (H)	CN	HKD	12,473	6,923	0.00
Hyundai Mipo Dockyard	KR	KRW	318	6,795	0.00
CIMC Enric Holdings	HK	HKD	16,441	6,645	0.00
China Southern Airlines (H)	CN	HKD	14,474	6,503	0.00
Muhibbah Engineering	MY	MYR	42,287	6,377	0.00
Nomura	JP	JPY	1,083	6,010	0.00
Kubota	JP	JPY	390	5,819	0.00
GMR Int'l Airport 5.375% 10/04/2024 Reg S	IN	USD	6,663	5,654	0.00
Rozetta	JP	JPY	344	5,646	0.00
Keppel	SG	SGD	2,013	5,554	0.00
Ushio	JP	JPY	574	5,510	0.00
Raiznext	JP	JPY	548	5,451	0.00
Nippo	JP	JPY	235	5,183	0.00
Trancom	JP	JPY	81	5,029	0.00
CAR 8.875% 10/05/2022	KY	USD	6,385	4,734	0.00
Daiho	JP	JPY	169	4,658	0.00
Sekisui Jushi	JP	JPY	268	4,642	0.00
Abist	JP	JPY	209	4,569	0.00
Hong Leong Industries	MY	MYR	2,784	4,290	0.00
Aeon Delight	JP	JPY	188	4,250	0.00
L3 Technologies 3.85% 15/12/2026	US	USD	4,357	4,226	0.00
Sanwa Holdings	JP	JPY	425	4,163	0.00
Takuma	JP	JPY	313	4,118	0.00
China Singyes Energy Hldgs 6.00% 19/12/2022 Reg S	BM	USD	5,249	4,111	0.00
Taikisha	JP	JPY	166	3,708	0.00
TOKAI Holdings	JP	JPY	416	3,540	0.00
Cardig Aero Services	ID	IDR	285,233	3,316	0.00
Techno Smart	JP	JPY	397	2,882	0.00
NARI Technology	CN	CNY	1,034	2,757	0.00
Nitta	JP	JPY	151	2,739	0.00
Nitto Boseki	JP	JPY	85	2,693	0.00
AA Bond 5.50% 31/07/2022 Reg S	GB	GBP	2,632	2,668	0.00
Monalisa Group	CN	CNY	588	2,263	0.00
Anhui Heli Co	CN	CNY	1,151	2,083	0.00
Weichai Power (A)	CN	CNY	925	1,796	0.00
Nippon Road Co	JP	JPY	27	1,658	0.00
Koentec	KR	KRW	234	1,500	0.00
Hirano Tecseed/Kinzoku	JP	JPY	95	1,218	0.00
Business Online	TH	THB	4,902	795	0.00
China Index Holdings ADR	CN	USD	560	620	0.00
Kosaido	JP	JPY	34	173	0.00
				13,680,702	4.62

정보 기술

Microsoft	US	USD	11,494	1,987,781	0.67
Alphabet (A)	US	USD	1,145	1,593,892	0.54
Facebook	US	USD	4,522	1,030,475	0.35
Apple	US	USD	10,890	1,017,675	0.34
Visa	US	USD	5,098	788,982	0.27
SAP	DE	EUR	7,700	704,504	0.24
NXP Semiconductors	NL	USD	4,931	567,514	0.19
Fidelity National Information Services	US	USD	5,071	541,274	0.18
Taiwan Semiconductor Manufacturing	TW	TWD	40,326	523,434	0.18
Salesforce.com	US	USD	2,606	517,611	0.17
Alphabet	US	USD	350	489,331	0.17
Tencent Holdings	CN	HKD	7,357	481,505	0.16
Intel	US	USD	12,485	470,982	0.16
Fiserv	US	USD	5,454	442,542	0.15
Samsung Electronics	KR	KRW	8,898	383,711	0.13
Qualcomm	US	USD	3,123	330,165	0.11
Capgemini	FR	EUR	3,216	318,863	0.11
Keyence	JP	JPY	812	316,389	0.11
Oracle	US	USD	6,221	298,812	0.10
SS&C Technologies Holdings	US	USD	5,636	287,180	0.10
IPG Photonics	US	USD	1,588	254,476	0.09
Workday	US	USD	1,399	253,421	0.09
Sage Group	GB	GBP	35,615	251,707	0.09
SYNNEX	US	USD	2,222	250,547	0.08
VMware	US	USD	2,198	241,633	0.08
Lam Research	US	USD	804	238,432	0.08
CDW	US	USD	1,939	203,268	0.07
Murata Manufacturing	JP	JPY	3,338	201,739	0.07
Shimadzu	JP	JPY	7,405	181,756	0.06
Infineon Tech. 2.00% 24/06/2032 EMTN	DE	EUR	164,230	178,458	0.06
Cognex	US	USD	2,870	162,425	0.05
Tokyo Electron	JP	JPY	695	160,388	0.05
Micron Technology	US	USD	3,606	153,910	0.05
Azbil	JP	JPY	4,313	150,347	0.05
Coherent	US	USD	1,349	144,723	0.05
Nutanix	US	USD	6,691	140,253	0.05
Disco	JP	JPY	596	138,163	0.05
Check Point Software Technologies (H)	IL	USD	1,321	129,475	0.04
Dell Technologies	US	USD	2,518	129,188	0.04
Western Digital	US	USD	3,911	124,370	0.04
Littelfuse	US	USD	695	119,146	0.04
TDK	JP	JPY	1,179	119,065	0.04
Z Holdings	JP	JPY	19,281	115,484	0.04
Applied Materials	US	USD	2,279	115,140	0.04
Entegris	US	USD	1,668	107,461	0.04
RingCentral	US	USD	490	106,924	0.04
Telefonaktiebolaget LM Ericsson	SE	SEK	11,028	105,720	0.04
Ciena	US	USD	3,083	103,953	0.04
Infosys	IN	INR	8,457	103,712	0.04
Xilinx	US	USD	984	99,442	0.03
Hamamatsu Photonics KK	JP	JPY	2,255	97,478	0.03
Cisco Systems	US	USD	3,154	96,443	0.03
SK Hynix	KR	KRW	1,517	92,372	0.03
Obic	JP	JPY	597	90,940	0.03
MediaTek	TW	TWD	4,334	88,559	0.03
Software	DE	EUR	2,846	87,543	0.03
Infineon Technologies	DE	EUR	3,599	86,027	0.03
Amdocs	US	USD	1,753	84,562	0.03
New Relic	US	USD	1,600	83,990	0.03
Yokogawa Electric	JP	JPY	6,269	79,070	0.03
Advanced Energy Industries	US	USD	1,336	78,019	0.03
MKS Instruments	US	USD	809	76,161	0.03
Rohm	JP	JPY	1,124	74,196	0.03
Nomura Research Institute	JP	JPY	2,614	66,295	0.02
Citrix Systems	US	USD	672	66,039	0.02
VMware 4.70% 15/05/2030	US	USD	64,903	65,842	0.02
SDL	GB	GBP	8,481	65,070	0.02
Amadeus IT Group 1.50% 09/04/2025	ES	EUR	52,196	61,708	0.02
Aptitude Software Group	GB	GBP	11,535	61,565	0.02

현재 투자종목 명세서서 2020년 10월 31일

	국가 코드	CCY	주식 또는 명목	시장 가격 EUR순	% 자산
MasterCard	US	USD	244	59,383	0.02
Renesas Electronics	JP	JPY	7,950	56,393	0.02
Network i2i 5.650% VRN (Perpetual) Reg S	MU	USD	65,332	56,301	0.02
Lenovo Group	CN	HKD	100,564	54,171	0.02
Otsuka	JP	JPY	1,299	51,336	0.02
DXC Technology	US	USD	3,303	51,194	0.02
Dialog Semiconductor	GB	EUR	1,520	49,828	0.02
NAVER	KR	KRW	218	47,935	0.02
Iriso Electronics	JP	JPY	1,407	45,997	0.02
Baidu ADR	CN	USD	401	45,400	0.02
Justsystems	JP	JPY	787	44,248	0.01
Alten	FR	EUR	634	43,554	0.01
AIXTRON	DE	EUR	4,489	43,431	0.01
VMware 4.65% 15/05/2027	US	USD	40,301	40,159	0.01
SCREEN Holdings	JP	JPY	849	39,933	0.01
Sopra Steria Group	FR	EUR	389	39,708	0.01
VMware 4.50% 15/05/2025	US	USD	40,110	39,010	0.01
Edenred 1.375% 18/06/2029	FR	EUR	33,112	35,196	0.01
Taiyo Yuden	JP	JPY	979	31,073	0.01
Elecom	JP	JPY	675	29,039	0.01
Infineon Tech. 2.875% VRN (Perpetual) EMTN	DE	EUR	29,109	28,981	0.01
Tencent Holdings 1.81% 26/01/2026 Reg S	KY	USD	32,528	28,346	0.01
Sabre	US	USD	5,152	28,213	0.01
ams 2.125% 03/11/2027	AT	EUR	27,112	26,660	0.01
SAP SE 0.375% 18/05/2029	DE	EUR	25,270	25,986	0.01
Sansan	JP	JPY	451	25,696	0.01
Hitachi	JP	JPY	879	25,426	0.01
Digital Garage	JP	JPY	768	23,446	0.01
Argo Graphics	JP	JPY	870	23,028	0.01
Samsung Electronics Perpetual (Pref'd)	KR	KRW	571	21,779	0.01
International Business Machines 7.00% 30/10/2025	US	USD	17,427	19,326	0.01
PayPal Holdings 2.85% 01/10/2029	US	USD	20,259	19,004	0.01
Fujitsu	JP	JPY	182	18,353	0.01
NEC	JP	JPY	390	16,871	0.01
FPT	VN	VND	8,649	16,492	0.01
Hon Hai Precision Industry	TW	TWD	7,029	16,377	0.01
giftee	JP	JPY	689	16,031	0.01
Tata Consultancy Services	IN	INR	484	14,937	0.01
Infosys ADR	IN	USD	1,159	14,073	0.00
Hewlett Packard Enterprise 6.20% 15/10/2035	US	USD	13,071	14,015	0.00
Kamakura Shinsho	JP	JPY	1,638	13,917	0.00
Ai Holdings	JP	JPY	908	13,701	0.00
Sunny Optical Technology (H)	CN	HKD	954	13,610	0.00
Appen	AU	AUD	689	13,443	0.00
Horiba	JP	JPY	318	13,434	0.00
Hennge KK	JP	JPY	214	13,341	0.00
Eizo	JP	JPY	408	13,227	0.00
Infocom	JP	JPY	338	10,539	0.00
Fabrinet	TH	USD	197	10,213	0.00
Lenovo Group 3.375% 24/01/2024	HK	USD	10,364	9,706	0.00
Information Services International-Dentsu	JP	JPY	175	9,428	0.00
Optex Group	JP	JPY	664	8,495	0.00
Advantech	TW	TWD	954	8,297	0.00
Atea	NO	NOK	787	7,818	0.00
Tokyo Seimitsu	JP	JPY	262	7,588	0.00
NEC Networks & System Integration	JP	JPY	504	7,509	0.00
PT Metrodata Electronics	ID	IDR	79,962	7,504	0.00
Comture	JP	JPY	338	7,389	0.00
Chroma ATE	TW	TWD	1,799	7,361	0.00
Venture	SG	SGD	594	7,187	0.00
NET One Systems	JP	JPY	269	6,918	0.00
Samsung SDI	KR	KRW	20	6,888	0.00
Shinko Electric Industries	JP	JPY	459	6,884	0.00
ASM Pacific Technology	HK	HKD	750	6,492	0.00
My EG Services	MY	MYR	21,506	6,102	0.00
Chatwork	JP	JPY	337	5,763	0.00
m-up Holdings	JP	JPY	274	5,711	0.00
Freee KK	JP	JPY	78	5,231	0.00
Dip	JP	JPY	297	4,906	0.00
Itochu Techno-Solutions	JP	JPY	155	4,521	0.00
Netbay (F)	TH	THB	6,562	4,497	0.00
Alps Electric	JP	JPY	353	4,366	0.00
Amano	JP	JPY	196	3,962	0.00
Mimasu Semiconductor Industry	JP	JPY	178	3,588	0.00
Hytera Communications (B)	CN	CNY	3,748	3,428	0.00
Ming Yuan Cloud Group Holdings	CN	HKD	875	3,207	0.00
Silergy	CN	TWD	53	2,821	0.00
Bengo4.com	JP	JPY	21	2,408	0.00
Japan Material	JP	JPY	194	2,150	0.00
Nippon Ceramic	JP	JPY	102	2,125	0.00
Tsinghua Unic 4.75% 31/01/2021	VG	USD	3,702	2,045	0.00
China Railway Signal & Communication Corp (H)	CN	HKD	4,253	1,204	0.00
Siix	JP	JPY	95	970	0.00
Hangzhou Hikvision Digital Technology (A)	CN	CNY	114	658	0.00
SHIFT	JP	JPY	5	501	0.00
Fang Holdings ADR	CN	USD	8	69	0.00
				21,006,678	**7.10**
소비재					
Amazon.com	US	USD	534	1,395,432	0.47
Charter Communications	US	USD	2,635	1,364,147	0.46
Publicis Groupe	FR	EUR	21,028	626,626	0.21
Prosus	NL	EUR	6,831	585,949	0.20
Alibaba Group Holding ADR	CN	USD	1,902	495,629	0.17
McDonald's	US	USD	2,687	488,790	0.17
Booking Holdings	US	USD	344	476,766	0.16
Nike	US	USD	3,946	407,120	0.14
Takeaway.com	NL	EUR	3,714	354,762	0.12
Lowe's Cos	US	USD	2,309	311,990	0.11
Puma	DE	EUR	3,809	285,793	0.10
Altice USA	US	USD	12,085	279,971	0.09
Alibaba Group Holding	CN	HKD	8,139	265,428	0.09
Persimmon	GB	GBP	9,370	243,374	0.08
NVR	US	USD	69	238,178	0.08
Volkswagen Int'l Finance 4.125% 16/11/2038	NL	EUR	167,629	232,926	0.08
Pearson	GB	GBP	38,139	216,279	0.07
Shimano	JP	JPY	1,074	210,748	0.07
Liberty Media Group	US	USD	6,607	202,726	0.07
Fast Retailing	JP	JPY	308	184,721	0.06
Burlington Stores	US	USD	1,112	183,047	0.06
Service Corp International	US	USD	4,402	178,176	0.06
Dollar Tree	US	USD	2,208	170,941	0.06
Lennar 5.875% 15/11/2024	US	USD	172,678	166,927	0.06
Volkswagen Fin. Services 3.375% 06/04/2028 EMTN	DE	EUR	138,033	163,718	0.06
ServiceMaster Global Holdings	US	USD	4,013	162,897	0.06
Naspers	ZA	ZAR	915	152,963	0.05
AutoZone	US	USD	157	151,907	0.05
Time Warner Cable 5.25% 15/07/2042	US	GBP	98,871	144,211	0.05
Papa John's International	US	USD	2,096	136,753	0.05
Zhongsheng Group Holdings	CN	HKD	21,387	130,867	0.04
Activision Blizzard	US	USD	1,868	120,414	0.04
Advance Auto Parts	US	USD	941	118,065	0.04
Tapestry	US	USD	6,049	116,605	0.04
Midea Group (A)	CN	CNY	10,706	107,171	0.04
Volkswagen Int'l Finance 3.375% VRN (Perpetual)	NL	EUR	105,661	106,383	0.04
Koito Manufacturing	JP	JPY	2,461	101,914	0.03
Stanley Electric	JP	JPY	3,682	90,027	0.03
SES SA . 5.625% VRN (Perpetual)	LU	EUR	82,989	88,641	0.03
Toll Brothers Finance 3.80% 01/11/2029	US	USD	94,906	86,743	0.03
Pearson Funding 3.75% 04/06/2030	GB	GBP	72,422	86,622	0.03
Nifco	JP	JPY	3,198	82,157	0.03
EssilorLuxottica	FR	EUR	768	81,612	0.03
Vistry Group	GB	GBP	13,420	81,326	0.03
VW Int'l Finance 4.625% VRN (Perpetual)	NL	EUR	72,590	76,945	0.03
Pan Pacific International Holdings	JP	JPY	4,155	75,852	0.03
Nokian Renkaat	FI	EUR	2,753	72,642	0.02
Prosus 3.68% 21/01/2030 Reg S	NL	USD	74,279	69,523	0.02
adidas	DE	EUR	260	66,201	0.02
InterContinental Hotel Grp. 3.375% 08/10/2028 EMTN	GB	GBP	58,375	65,202	0.02
Porsche Automobil Holding Perpetual (Pref'd)	DE	EUR	1,412	64,962	0.02
Volkswagen (Pref'd)	DE	EUR	517	64,646	0.02
ANTA Sports Products	CN	HKD	6,696	63,704	0.02
Team17 Group	GB	GBP	7,808	61,641	0.02
Dongfeng Motor Group (H)	CN	HKD	100,401	60,704	0.02
Prosus 5.50% 21/07/2025 Reg S	NL	USD	60,226	59,509	0.02
Time Warner Cable 5.75% 02/06/2031	US	GBP	41,556	59,359	0.02
Shop Apotheke Europe	NL	EUR	413	58,859	0.02
D'ieteren	BE	EUR	1,363	58,677	0.02
Ryohin Keikaku	JP	JPY	3,172	57,165	0.02
New Oriental Education & Technology Group ADR	CN	USD	413	56,978	0.02
Boozt	SE	SEK	4,045	56,167	0.02
Galaxy Entertainment Group	HK	HKD	9,764	55,364	0.02
Meituan 2.125% 28/10/2025 Reg S	KY	USD	62,349	53,631	0.02
eBay	US	USD	1,305	53,181	0.02
UPCB Finance VII 3.625% 15/06/2029 Reg S	KY	EUR	51,945	52,079	0.02
Meituan 3.05% 28/10/2030 Reg S	KY	USD	60,477	51,842	0.02
Melco Resorts Finance 5.375% 04/12/2029 Reg S	KY	USD	60,520	50,111	0.02
Musti Group	FI	EUR	2,537	49,909	0.02
Autoliv	SE	USD	735	47,997	0.02
Toll Brothers Finance 4.875% 15/11/2025	US	USD	50,188	47,866	0.02
Watches of Switzerland Group	GB	GBP	10,824	47,540	0.02
Basic-Fit	NL	EUR	2,283	47,493	0.02
Toyo Tire & Rubber	JP	JPY	3,696	47,091	0.02
Coats Group	GB	GBP	73,662	46,523	0.02
Fiat Chrysler Automobiles	GB	EUR	4,390	46,277	0.02
Volkswagen Int'l Finance 3.875% VRN (Perpetual)	NL	EUR	45,376	45,842	0.02
Yamaha	JP	JPY	1,103	44,865	0.02
4imprint Group	GB	GBP	1,926	44,326	0.01
Volkswagen Int'l Finance 3.50% VRN (Perpetual)	NL	EUR	43,729	44,202	0.01

현재 투자종목 명세서서 2020년 10월 31일

	국가 코드	CCY	주식 또는 명목	시장 가격 EUR순	% 자산
General Motors 6.80% 01/10/2027	US	USD	39,558	41,747	0.01
HelloFresh	DE	EUR	895	41,079	0.01
General Motors 6.125% 01/10/2025	US	USD	40,151	40,370	0.01
CPUK Finance 3.69% 28/02/2028	GB	GBP	34,855	39,918	0.01
Studio City Finance 7.25% 11/02/2024 Reg S	VG	USD	44,511	39,374	0.01
Midea Group	CN	CNY	3,729	37,323	0.01
Focus Media Information Technology	CN	CNY	30,868	37,021	0.01
Shenzhou International Group Holdings	CN	HKD	2,453	36,595	0.01
Kendrion	NL	EUR	2,289	35,247	0.01
Seria	JP	JPY	1,043	34,535	0.01
Gym Group	GB	GBP	22,131	33,959	0.01
Studio City Finance 6.50% 15/01/2028 Reg S	VG	USD	37,756	32,316	0.01
Cairn Homes	IE	EUR	40,524	31,811	0.01
Guangzhou Automobile Group (H)	CN	HKD	35,585	31,398	0.01
THG Holding	GB	GBP	4,234	31,051	0.01
ScS Group	GB	GBP	14,568	30,939	0.01
Vivo Energy	GB	GBP	36,688	30,841	0.01
Headlam Group	GB	GBP	10,269	30,373	0.01
Trip.com Group ADR	CN	USD	1,220	29,921	0.01
Prosus 4.027% 03/08/2050 Reg S	NL	USD	33,375	29,380	0.01
Hyundai Mobis	KR	KRW	168	28,884	0.01
Dufry One 1.00% 04/05/2023	NL	CHF	24,090	27,900	0.01
Jollibee Foods	PH	PHP	9,210	27,765	0.01
DouYu International Holdings ADR	CN	USD	2,130	27,523	0.01
Toll Brothers Finance 4.375% 15/04/2023	US	USD	30,113	27,129	0.01
General Motors Financial 4.375% 25/09/2021	US	USD	29,611	26,205	0.01
Suzuki Motor	JP	JPY	707	26,067	0.01
Crystal International Group	HK	HKD	109,128	25,831	0.01
Denso	JP	JPY	620	24,782	0.01
Lennar 4.75% 29/11/2027	US	USD	24,652	24,255	0.01
Informa 2.125% 06/10/2025 EMTN	GB	EUR	23,536	23,652	0.01
Baozun	CN	HKD	2,184	22,581	0.01
JD.com 4.125% 14/01/2050	KY	USD	23,527	21,775	0.01
HUYA ADR	CN	USD	1,137	21,444	0.01
Golden Eagle Retail Group 4.625% 21/05/2023 Reg S	KY	USD	24,060	20,806	0.01
JD.com	CN	HKD	584	20,396	0.01
Honda Motor	JP	JPY	991	20,160	0.01
PulteGroup 5.50% 01/03/2026	US	USD	20,075	19,848	0.01
Weifu High-Technology Group	CN	HKD	11,910	18,831	0.01
Selamat Sempurna	ID	IDR	221,519	18,018	0.01
Dream International	HK	HKD	60,463	17,871	0.01
Brilliance China Automotive Holdings	HK	HKD	23,948	17,752	0.01
MR DIY Group (M)	MY	MYR	47,374	17,061	0.01
Home Depot 3.30% 15/04/2040	US	USD	17,427	17,032	0.01
Chanel Ceres 1.00% 31/07/2031	GB	EUR	16,382	16,868	0.01
Baoxin Auto Finance I 9.109% VRN (Perpetual)	VG	USD	26,188	16,184	0.01
Nojima	JP	JPY	661	15,944	0.01
Baozun ADR	CN	USD	495	15,606	0.01
SAIC Motor (A)	CN	CNY	4,983	14,815	0.01
Hostelworld Group	IE	GBP	25,664	14,268	0.00
MGM China Holdings 5.25% 18/06/2025 Reg S	KY	USD	16,379	14,195	0.00
Li Ning	CN	HKD	3,109	13,886	0.00
Somboon Advance Technology	TH	THB	36,956	13,507	0.00
Wilcon Depot	PH	PHP	50,424	12,787	0.00
Wynn Macau 5.50% 01/10/2027 Reg S	KY	USD	15,361	12,390	0.00
Greene King Finance 5.318% 15/09/2031	GB	GBP	10,277	12,359	0.00
Central Automotive Products	JP	JPY	685	11,465	0.00
Studio City Finance 6.00% 15/07/2025 Reg S	VG	USD	13,233	11,429	0.00
Kohl's 9.50% 15/05/2025	US	USD	10,892	11,225	0.00
Schaeffler 2.875% 26/03/2027 EMTN	DE	EUR	11,206	11,215	0.00
Map Aktif Adiperkasa	ID	IDR	89,158	10,730	0.00
Oriental Land	JP	JPY	89	10,645	0.00
Chow Tai Fook Jewellery Group	HK	HKD	9,396	10,306	0.00
MakeMyTrip	IN	USD	614	9,727	0.00
Toll Brothers Finance 4.35% 15/02/2028	US	USD	10,038	9,486	0.00
MGM China Holdings 5.875% 15/05/2026 Reg S	KY	USD	9,624	8,363	0.00
Future Retail 5.60% 22/01/2025 Reg S	IN	USD	13,881	8,221	0.00
Wuhu Sanqi Interactive Entertainment	CN	CNY	2,159	8,214	0.00
Subaru	JP	JPY	516	8,121	0.00
Li & Fung 5.25% (Perpetual) EMTN	BM	USD	12,585	7,967	0.00
Zhejiang Supor (A)	CN	CNY	799	7,235	0.00
Plan B Media	TH	THB	48,704	7,224	0.00
Sony	JP	JPY	86	6,136	0.00
Sabina	TH	THB	10,668	6,096	0.00
Jaya Bersama Indo	ID	IDR	364,204	5,908	0.00
Round One	JP	JPY	779	5,254	0.00
KIYO Learning	JP	JPY	54	5,121	0.00
Demae-Can	JP	JPY	177	4,517	0.00
ABC-Mart	JP	JPY	101	4,389	0.00
Vipshop Holdings ADR	CN	USD	237	4,226	0.00
Astra Otoparts	ID	IDR	83,011	4,180	0.00
Rinnai	JP	JPY	45	3,781	0.00
China Literature	CN	HKD	528	3,720	0.00
Gree Electric Appliances Inc of Zhuhai	CN	CNY	487	3,662	0.00
Mitra Adiperkasa	ID	IDR	93,487	3,535	0.00
Koshidaka Holdings	JP	JPY	1,025	3,291	0.00
China South Publishing & Media Group (A)	CN	CNY	2,263	3,046	0.00
Kohnan Shoji	JP	JPY	99	2,894	0.00
Ichikoh Industries	JP	JPY	735	2,751	0.00
China South Publishing & Media Group	CN	CNY	1,864	2,509	0.00
Fujibo Holdings	JP	JPY	81	2,426	0.00
ASKUL	JP	JPY	73	2,393	0.00
Bafang Electric Suzhou	CN	CNY	101	2,389	0.00
China Dongxiang Group	CN	HKD	19,820	2,109	0.00
Chaowei Power Holdings	CN	HKD	7,014	2,073	0.00
Parkson Retail Group	CN	HKD	82,203	2,038	0.00
Pacific Textiles Holdings	HK	HKD	4,109	2,010	0.00
Rakuten	JP	JPY	238	1,988	0.00
Skyworth Group	HK	HKD	8,259	1,855	0.00
Mercari	JP	JPY	50	1,825	0.00
JINS	JP	JPY	26	1,645	0.00
Embry Holdings	HK	HKD	13,421	1,490	0.00
Gree Electric Appliances of Zhuhai	CN	CNY	169	1,270	0.00
Piolax	JP	JPY	92	1,165	0.00
Bafang Electric Suzhou	CN	CNY	45	1,068	0.00
Square Enix Holdings	JP	JPY	21	1,040	0.00
Fujitsu General	JP	JPY	37	878	0.00
Hikari Tsushin	JP	JPY	3	655	0.00
Tokyo Radiator Manufacturing	JP	JPY	145	616	0.00
Twenty-four seven	JP	JPY	62	451	0.00
				15,571,865	5.26

소비재

	국가 코드	CCY	주식 또는 명목	시장 가격 EUR순	% 자산
Unilever	GB	EUR	16,782	814,786	0.28
Swedish Match	SE	SEK	10,675	691,261	0.23
British American Tobacco	GB	GBP	23,533	640,563	0.22
Walmart	US	USD	4,726	562,196	0.19
Coca-Cola	US	USD	13,244	543,599	0.18
Unilever	GB	GBP	9,868	483,226	0.16
Beiersdorf	DE	EUR	5,218	469,078	0.16
Tesco	GB	GBP	197,649	451,631	0.15
Nestle	CH	CHF	4,055	391,656	0.13
Associated British Foods	GB	GBP	18,618	351,412	0.12
L'Oreal	FR	EUR	1,190	330,343	0.11
Imperial Brands	GB	GBP	24,145	328,613	0.11
Koninklijke Ahold Delhaize	NL	EUR	10,613	250,360	0.08
Sprouts Farmers Market	US	USD	14,364	235,609	0.08
Monster Beverage	US	USD	3,567	234,407	0.08
Tyson Foods	US	USD	4,550	222,712	0.08
China Mengniu Dairy	HK	HKD	49,473	200,045	0.07
Altria Group 2.20% 15/06/2027	US	EUR	126,474	137,833	0.05
Pernod Ricard	FR	EUR	928	128,402	0.04
CP ALL	TH	THB	85,683	126,601	0.04
Archer-Daniels-Midland	US	USD	3,146	125,795	0.04
Coca-Cola European Partners	GB	USD	3,911	119,244	0.04
Kroger	US	USD	3,639	100,573	0.03
Bunge	US	USD	2,026	98,036	0.03
Britvic	GB	GBP	9,711	79,692	0.03
BAT Capital 2.726% 25/03/2031	US	USD	84,637	71,884	0.02
Kao	JP	JPY	1,114	68,098	0.02
Wm Morrison Supermarkets	GB	GBP	34,262	62,061	0.02
Royal Unibrew	DK	DKK	685	57,445	0.02
Thai Beverage	TH	SGD	118,902	43,387	0.01
BAT Capital 2.259% 25/03/2028	US	USD	50,389	43,252	0.01
Kweichow Moutai	CN	CNY	199	42,601	0.01
Gudang Garam	ID	IDR	13,673	32,692	0.01
Welcia Holdings	JP	JPY	967	32,566	0.01
Indofood Sukses Makmur	ID	IDR	79,102	32,146	0.01
Puregold Price Club	PH	PHP	41,815	30,589	0.01
Altria Group 5.80% 14/02/2039	US	USD	25,706	28,036	0.01
AB InBEV Worldwide 5.80% 23/01/2059	US	USD	22,143	26,693	0.01
Sakata Seed	JP	JPY	830	25,154	0.01
Nongfu Spring	CN	HKD	6,282	24,680	0.01
Kotobuki Spirits	JP	JPY	562	22,382	0.01
Tsuruha Holdings	JP	JPY	182	21,908	0.01
Charoen Pokphand (Indonesia)	ID	IDR	61,590	20,827	0.01
Uni-President China Holdings	CN	HKD	27,522	20,451	0.01
Altria Group 4.80% 14/02/2029	US	USD	20,075	20,279	0.01
Saigon Beer Alcohol Beverage	VN	VND	2,592	17,685	0.01
Hindustan Unilever	IN	INR	728	17,444	0.01
Vietnam Dairy Products	VN	VND	4,244	16,972	0.01
Osotspa	TH	THB	19,134	16,830	0.01
First Resources	SG	SGD	21,849	16,643	0.01
Sheng Siong	SG	SGD	15,329	16,089	0.01
Asian Seafoods Coldstorage	TH	THB	41,186	14,948	0.01
Kweichow Moutai (A)	CN	CNY	69	14,732	0.00
Yantai Changyu Pioneer Wine	CN	HKD	9,388	14,412	0.00
RFM	PH	PHP	166,307	13,891	0.00
Shiseido	JP	JPY	252	13,395	0.00
China Resources Beer Holdings	HK	HKD	2,467	13,132	0.00

현재 투자종목 명세서서 2020년 10월 31일

	국가 코드	CCY	주식 또는 명목	시장 가격 EUR순	% 자산
Coles Group	AU	AUD	1,206	12,910	0.00
Japfa	SG	SGD	30,724	12,461	0.00
H&H 5.625% 24/10/2024	KY	USD	13,881	12,447	0.00
Heineken (Malaysia)	MY	MYR	3,326	12,368	0.00
Carlsberg Brewery (Malaysia)	MY	MYR	2,958	11,292	0.00
WH Group	HK	HKD	16,110	10,885	0.00
Industri Jamu Dan Farmasi Sido Muncul	ID	IDR	203,523	9,513	0.00
Century Pacific Food	PH	PHP	33,027	9,090	0.00
Siam Makro	TH	THB	8,188	8,958	0.00
Dairy Farm International Holdings	HK	USD	2,736	8,849	0.00
Ultrajaya Milk Industry & Trading	ID	IDR	88,090	8,521	0.00
Laobaixing Pharmacy Chain	CN	CNY	876	8,046	0.00
Tingyi Cayman Islands Holding	CN	HKD	5,108	8,021	0.00
Bumitama Agri	ID	SGD	24,783	6,773	0.00
Japfa Comfeed Indonesia	ID	IDR	101,192	6,257	0.00
Shinnihonseiyaku	JP	JPY	200	4,331	0.00
SSMS Plantation Holdings 7.75% 23/01/2023	SG	USD	6,755	3,435	0.00
Blackmores	AU	AUD	53	2,257	0.00
Bestore	CN	CNY	167	1,241	0.00
Shenguan Holdings Group	CN	HKD	24,460	656	0.00
Sagami Rubber Industries	JP	JPY	64	618	0.00
				9,189,906	**3.10**
건강					
Sanofi	FR	EUR	18,274	1,413,826	0.48
Roche Holding	CH	CHF	3,290	908,308	0.31
Horizon Therapeutics	US	USD	12,396	795,866	0.27
Koninklijke Philips	NL	EUR	18,467	736,355	0.25
Novo Nordisk	DK	DKK	10,051	554,373	0.19
Baxter International	US	USD	7,477	496,527	0.17
AmerisourceBergen	US	USD	5,966	490,489	0.17
AbbVie	US	USD	6,691	483,844	0.16
UnitedHealth Group	US	USD	1,769	464,355	0.16
Fresenius Medical Care	DE	EUR	6,967	456,900	0.15
Thermo Fisher Scientific	US	USD	1,097	444,326	0.15
ICON	IE	USD	2,528	391,311	0.13
Zimmer Biomet Holdings	US	USD	3,432	388,551	0.13
Bayer 1.375% 06/07/2032	DE	EUR	372,101	387,208	0.13
HCA Healthcare	US	USD	3,279	347,887	0.12
Abbott Laboratories	US	USD	3,721	333,724	0.11
Becton Dickinson Euro Finance 1.208% 04/06/2026	LU	EUR	290,847	301,995	0.10
Medtronic 1.375% 15/10/2040	LU	EUR	286,367	297,742	0.10
Stryker	US	USD	1,573	270,485	0.09
Boston Scientific	US	USD	8,972	265,960	0.09
Roche Holding (B)	CH	CHF	846	233,898	0.08
Mylan 3.125% 22/11/2028	NL	EUR	180,698	211,092	0.07
McKesson	US	USD	1,526	191,626	0.06
Genus	GB	GBP	4,165	189,948	0.06
Takeda Pharmaceutical 1.375% 09/07/2032	JP	EUR	172,269	182,121	0.06
Olympus	JP	JPY	10,148	166,766	0.06
Takeda Pharmaceutical 2.00% 09/07/2040	JP	EUR	141,260	154,126	0.05
Pfizer	US	USD	4,963	149,431	0.05
Santen Pharmaceutical	JP	JPY	9,034	138,222	0.05
Mylan	US	USD	10,728	133,792	0.05
Anthem	US	USD	513	120,636	0.04
CVS Health	US	USD	2,505	120,494	0.04
Bayer	DE	EUR	2,885	116,423	0.04
PerkinElmer	US	USD	1,034	113,720	0.04
Aetna 2.80% 15/06/2023	US	USD	107,092	96,614	0.03
AbbVie 4.875% 14/11/2048	US	USD	88,334	96,249	0.03
Nippon Shinyaku	JP	JPY	1,562	95,840	0.03
Grifols ADR	ES	USD	6,526	93,828	0.03
Hoya	JP	JPY	910	88,222	0.03
Sonova Holding	CH	CHF	382	77,756	0.03
Becton Dickinson 1.90% 15/12/2026	US	EUR	71,973	77,426	0.03
Centene	US	USD	1,502	76,051	0.03
Eisai	JP	JPY	1,071	71,527	0.02
Arena Pharmaceuticals	US	USD	899	66,225	0.02
Alexion Pharmaceuticals	US	USD	666	65,764	0.02
Ascendis Pharma ADR	DK	USD	447	62,015	0.02
Cigna 3.40% 15/03/2050	US	USD	67,987	61,602	0.02
Top Glove	MY	MYR	34,465	61,007	0.02
Becton Dickinson 3.30% 01/03/2023	US	USD	67,001	60,232	0.02
Krystal Biotech	US	USD	1,495	56,977	0.02
Apellis Pharmaceuticals	US	USD	2,041	56,106	0.02
Becton Dickinson 3.125% 08/11/2021	US	USD	62,816	55,319	0.02
AbbVie 2.90% 06/11/2022	US	USD	60,226	54,172	0.02
Aprea Therapeutics	US	USD	2,810	53,065	0.02
Exelixis	US	USD	2,902	50,791	0.02
Cigna 2.40% 15/03/2030	US	USD	54,233	48,259	0.02
Korian	FR	EUR	1,947	47,082	0.02
AbbVie 4.70% 14/05/2045	US	USD	41,154	42,944	0.01
HCA 5.25% 15/06/2026	US	USD	39,848	39,880	0.01
Innovent Biologics	CN	HKD	6,086	38,726	0.01
Evotec	DE	EUR	1,702	38,598	0.01
As One	JP	JPY	308	38,280	0.01
CSL	AU	AUD	218	37,896	0.01
Smith & Nephew 2.032% 14/10/2030	GB	USD	42,489	36,255	0.01
Merck KGaA 1.625% VRN 09/09/2080	DE	EUR	36,228	36,040	0.01
Bayer 2.375% VRN 12/11/2079	DE	EUR	36,136	35,215	0.01
Sutro Biopharma	US	USD	3,190	34,708	0.01
LivaNova	GB	USD	800	34,388	0.01
MorphoSys	DE	EUR	382	33,436	0.01
Aetna 4.75% 15/03/2044	US	USD	30,113	31,416	0.01
Craneware	GB	GBP	1,744	30,154	0.01
Philips 1.375% 30/03/2025 EMTN	NL	EUR	26,141	27,757	0.01
AbbVie 4.50% 14/05/2035	US	USD	24,592	25,566	0.01
Teva Pharmaceutical Fin. 1.875% 31/03/2027	NL	EUR	29,511	25,185	0.01
Thermo Fisher Scientific 1.95% 24/07/2029	US	EUR	21,976	25,055	0.01
Merck 2.875% VRN 25/06/2079	DE	EUR	21,864	23,302	0.01
Chularat Hospital	TH	THB	334,656	23,187	0.01
Mylan 2.25% 22/11/2024	NL	EUR	18,700	20,051	0.01
Teva Pharmaceutical Finance 1.625% 15/10/2028	NL	EUR	24,341	19,747	0.01
Wuxi Biologics Cayman	CN	HKD	800	19,291	0.01
Otsuka Holdings	JP	JPY	549	17,452	0.01
China Resources Pharmaceutical Group	CN	HKD	39,582	16,979	0.01
Rajthanee Hospital	TH	THB	27,951	16,530	0.01
Medikaloka Hermina	ID	IDR	86,989	16,008	0.01
Unitedhealth Group 2.90% 15/05/2050	US	USD	17,427	15,669	0.01
Tempo Scan Pacific	ID	IDR	205,489	15,106	0.01
Cigna 4.90% 15/12/2048	US	USD	13,071	14,445	0.00
WuXi AppTec	CN	HKD	1,004	13,776	0.00
Hansoh Pharmaceutical Group	CN	HKD	3,463	13,300	0.00
Medical Data Vision	JP	JPY	652	13,167	0.00
Fisher & Paykel Healthcare (AU)	NZ	AUD	640	12,663	0.00
Eiken Chemical	JP	JPY	733	12,037	0.00
Nihon Kohden	JP	JPY	441	11,839	0.00
China National Accord Medicines (A)	CN	CNY	1,637	10,446	0.00
Mega Lifesciences	TH	THB	10,705	10,203	0.00
Jiangsu Hengrui Medicine	CN	CNY	890	10,163	0.00
AbbVie 1.25% 18/11/2031	US	EUR	8,714	9,334	0.00
Shandong Weigao Group Medical Polymer (H)	CN	HKD	5,427	9,030	0.00
Ramsay Health Care	AU	AUD	201	7,562	0.00
China National Accord Medicines (B)	CN	HKD	2,393	5,850	0.00
JMDC	JP	JPY	65	2,925	0.00
Yestar International Holdings 6.90% 15/09/2021	KY	USD	7,588	2,557	0.00
Peijia Medical	CN	HKD	588	1,639	0.00
China National Accord Medicines	CN	CNY	248	1,585	0.00
				15,001,798	**5.07**
금융					
Fidelity US Quality Income UCITS ETF	IE	GBP	872,663	5,345,345	1.81
Hicl Infrastructure	GB	GBP	780,113	1,524,939	0.52
Amundi Physical Gold ETC	IE	USD	12,964	834,682	0.28
Legal & General Group	GB	GBP	354,209	727,843	0.25
Kreditanstalt 2.125% 15/06/2022	DE	USD	803,012	710,624	0.24
JPMorgan Chase	US	USD	8,229	684,101	0.23
AXA	FR	EUR	48,853	674,170	0.23
Morgan Stanley	US	USD	15,014	614,177	0.21
Allianz	DE	EUR	3,755	567,289	0.19
DNB	NO	NOK	45,869	531,366	0.18
AIB Group 2.875% VRN 30/05/2031 EMTN	IE	EUR	524,048	528,140	0.18
IBRD 0.50% 28/10/2025	SU	USD	602,259	515,955	0.17
Bank OZK	US	USD	22,148	460,612	0.16
Hannover Rueck	DE	EUR	3,178	396,326	0.13
Prudential	GB	GBP	35,643	373,651	0.13
Arthur J Gallagher	US	USD	4,199	371,786	0.13
St James's Place	GB	GBP	37,065	370,595	0.13
Sampo 2.50% VRN 03/09/2052 EMTN	FI	EUR	358,302	365,685	0.12
Commerzbank 4.00% 23/03/2026 EMTN	DE	EUR	337,647	357,629	0.12
Berkshire Hathaway	US	USD	2,015	347,292	0.12
3i Group	GB	GBP	32,098	342,990	0.12
Barclays	GB	GBP	280,903	332,834	0.11
KfW 0.375% 18/07/2025	DE	USD	387,453	331,028	0.11
Tradeweb Markets	US	USD	6,703	315,131	0.11
Zurich Insurance Group	CH	CHF	1,101	313,670	0.11
Danske Bank 2.50% VRN 21/06/2029 EMTN	DK	EUR	290,985	303,689	0.10
Tryg	DK	DKK	12,731	303,242	0.10
NN Group	NL	EUR	10,117	302,891	0.10
Admiral Group	GB	GBP	9,034	276,235	0.09
ABN AMRO Group	NL	EUR	39,101	275,507	0.09
iShares Gold Producers UCITS ETF	IE	USD	19,970	274,347	0.09
First Republic Bank	US	USD	2,278	245,680	0.08
AIA Group	HK	HKD	29,953	244,711	0.08
Discover Financial Services	US	USD	4,397	239,091	0.08
Bank Central Asia	ID	IDR	139,655	235,846	0.08
Willis Towers Watson	GB	USD	1,519	234,784	0.08
Morgan Stanley 2.75% 19/05/2022	US	USD	257,978	229,502	0.08
Deutsche Boerse	DE	EUR	1,760	222,368	0.08
Virtu Financial	US	USD	12,164	220,922	0.07

현재 투자종목 명세서서 2020년 10월 31일

	국가 코드	CCY	주식 또는 명목	시장 가격 EUR순	% 자산
Sampo	FI	EUR	6,809	220,623	0.07
Muenchener Rueckversicherungs-Gesellschaft	DE	EUR	1,090	218,866	0.07
Texas Capital Bancshares	US	USD	5,224	197,776	0.07
HDFC Bank	IN	INR	14,412	197,565	0.07
Lloyds Banking Group 4.50% VRN 18/03/2030 EMTN	GB	EUR	169,283	189,269	0.06
Assurant	US	USD	1,716	183,221	0.06
Tokio Marine Holdings	JP	JPY	4,736	181,750	0.06
DBS Group Holdings	SG	SGD	14,107	180,526	0.06
SVB Financial Group	US	USD	727	177,866	0.06
Inter-American Dev. Bank 0.625% 15/07/2025	SU	USD	186,700	160,906	0.05
UniCredit 2.731% VRN 15/01/2032	IT	EUR	158,258	147,200	0.05
Wells Fargo	US	USD	8,111	146,275	0.05
UBS Group 0.25% VRN 05/11/2028 EMTN	CH	EUR	146,015	144,633	0.05
Barclays 4.61% VRN 15/02/2023	GB	USD	155,282	139,643	0.05
United Overseas Bank	SG	SGD	11,189	134,015	0.05
Fairfax Financial Holdings	CA	CAD	587	133,601	0.05
Travelers	US	USD	1,236	127,915	0.04
Nationwide Bldg. Soc. 2.00% VRN 25/07/2029 EMTN	GB	EUR	120,427	124,165	0.04
Oversea-Chinese Banking	SG	SGD	22,376	118,538	0.04
Citigroup 1.25% VRN 06/07/2026 EMTN	US	EUR	111,975	116,581	0.04
China Construction Bank (H)	CN	HKD	193,619	114,597	0.04
European Investment Bank 0.625% 21/10/2027	SU	USD	134,454	114,521	0.04
Bank Rakyat Indonesia Persero	ID	IDR	579,694	112,523	0.04
Intercontinental Exchange 0.70% 15/06/2023	US	USD	129,235	111,607	0.04
Credit Agricole 7.50% VRN (Perpetual)	FR	GBP	87,458	110,032	0.04
China Life Insurance (H)	CN	HKD	57,315	107,599	0.04
UBS Group 6.875% VRN (Perpetual)	CH	USD	111,509	105,913	0.04
Lloyds Banking Group 7.50% VRN (perpetual)	GB	USD	109,322	99,556	0.03
Standard Chartered 1.354% FRN 14/10/2023 144A	GB	USD	114,429	98,857	0.03
Credit Suisse Group 6.375% VRN (Perpetual) 144A	CH	USD	104,949	96,800	0.03
VZ Holding	CH	CHF	1,309	94,312	0.03
Northern Trust	US	USD	1,408	93,087	0.03
Bankia 6.00% VRN (Perpetual)	ES	EUR	87,458	85,545	0.03
Nationwide Building Society 5.875% VRN (Perpetual)	GB	GBP	74,339	85,319	0.03
ING Groep 6.75% VRN (Perpetual)	NL	USD	91,393	83,366	0.03
Swedbank	SE	SEK	6,156	82,917	0.03
Affiliated Managers 3.30% 15/06/2030	US	USD	90,339	82,406	0.03
ING Groep	NL	EUR	13,473	78,938	0.03
Ageas	BE	EUR	2,249	77,713	0.03
General Electric 6.75% 15/03/2032	US	USD	69,511	76,867	0.03
Palomar Holdings	US	USD	1,000	76,485	0.03
Public Bank	MY	MYR	23,969	74,664	0.03
Commerzbank 6.125% VRN (Perpetual)	DE	EUR	72,590	71,052	0.02
ORIX	JP	JPY	6,925	69,559	0.02
IBRD 0.125% 03/01/2051 GMTN	SU	EUR	70,434	69,314	0.02
Aflac	US	USD	2,394	69,128	0.02
CNRMA Groupama 6.375% VRN (Perpetual)	FR	EUR	61,221	68,231	0.02
MDGH - GMTN 2.50% 07/11/2024 Reg S	NL	USD	75,082	67,612	0.02
UBS Group 7.00% VRN (Perpetual)	CH	USD	69,966	67,148	0.02
Barclays 7.125% VRN (Perpetual)	GB	GBP	57,420	67,120	0.02
ING Groep 5.75% VRN (Perpetual)	NL	USD	74,339	66,533	0.02
Bank of Ireland Group 7.50% VRN (Perpetual) Reg S	IE	EUR	62,961	66,502	0.02
Ping An Insurance Group (H)	CN	HKD	7,446	65,958	0.02
MDGH - GMTN 2.875% 07/11/2029 Reg S	NL	USD	71,769	65,726	0.02
AerCap Global Aviation Trust 4.625% 15/10/2027	IE	USD	76,186	64,898	0.02
Intermediate Capital Group	GB	GBP	4,932	64,218	0.02
Westfield Stratford City Fin 1.642% 04/08/2026	GB	GBP	56,404	63,191	0.02
Arch Capital Group	BM	USD	2,414	62,995	0.02
Van Lanschot Kempen	NL	EUR	3,653	62,837	0.02
Industrial & Commercial Bank of China (H)	CN	HKD	128,710	62,762	0.02
Citigroup 5.875% 30/01/2042	US	USD	49,686	62,242	0.02
Barclays 6.125% VRN (Perpetual)	GB	USD	71,055	62,202	0.02
Phoenix Group Holdings 5.625% 28/04/2031 EMTN	GB	GBP	48,159	61,368	0.02
Housing Development Finance	IN	INR	2,733	60,934	0.02
Marsh & McLennan 3.50% 29/12/2020	US	USD	70,013	60,401	0.02
Goosehead Insurance	US	USD	587	60,315	0.02
Bank Mandiri Persero	ID	IDR	179,388	59,967	0.02
Hamilton Lane	US	USD	1,000	59,372	0.02
AIB Group 5.25% VRN (Perpetual)	IE	EUR	61,973	59,261	0.02
Credit Suisse Group 6.25% VRN (Perpetual) 144A	CH	USD	63,188	57,938	0.02
Banco Santander 4.375% VRN (Perpetual)	ES	EUR	65,593	57,255	0.02
Euronext	NL	EUR	639	57,218	0.02
HSBC Holdings 2.357% VRN 18/08/2031	GB	USD	66,499	56,789	0.02
Sberbank of Russia Perpetual (Pref'd)	RU	USD	25,833	53,969	0.02
Prudential 6.340% VRN 19/12/2063 EMTN	GB	GBP	39,292	53,382	0.02
Prudentia 5.625% VRN 20/10/2051 Reg S	GB	GBP	41,529	52,934	0.02
Society of Lloyd's 4.75% 30/10/2024	GB	GBP	42,870	52,103	0.02
Banca Generali	IT	EUR	2,068	50,459	0.02
Nationwide Building Society 5.75% VRN (Perpetual)	GB	GBP	43,729	50,325	0.02
ASR Nederland 5.125% VRN 29/09/2045	NL	EUR	43,729	50,290	0.02
Rabobank 6.625% VRN (Perpetual)	NL	EUR	48,102	49,536	0.02
Banco Santander 7.50% VRN (Perpetual)	ES	USD	55,098	49,265	0.02
Lloyds Bank 7.625% 22/04/2025 EMTN	GB	GBP	34,855	49,084	0.02
Barclays 4.375% 12/01/2026	GB	USD	50,188	48,856	0.02
IG Group Holdings	GB	GBP	5,767	48,799	0.02
ICICI Lombard General Insurance	IN	INR	3,377	48,267	0.02
CNRMA Groupama 6.00% 23/01/2027	FR	EUR	39,356	47,887	0.02
ASR Nederland	NL	EUR	1,832	47,810	0.02
SCOR	FR	EUR	2,211	46,126	0.02
NN Group 4.625% VRN 13/01/2048 EMTN	NL	EUR	39,356	46,073	0.02
Banco Comercial Portugues 9.25% VRN (Perpetual)	PT	EUR	52,475	45,565	0.02
BP Capital Markets 1.749% 10/08/2030	US	USD	53,872	45,069	0.02
HSBC Holding 2.848% VRN 04/06/2031	GB	USD	50,188	44,753	0.02
HSBC Holdings 1.645% VRN 18/04/2026	GB	USD	51,945	44,721	0.02
Goldman Sachs Group 6.25% 01/02/2041	US	USD	34,630	44,608	0.02
HSBC Holding 2.099% VRN 04/06/2026	GB	USD	50,098	43,935	0.01
Banco Santander 6.25% VRN (Perpetual)	ES	EUR	43,729	43,002	0.01
Chailease Holding	TW	TWD	10,248	42,845	0.01
Vienna Ins. Group Wiener Versicherung Gruppe	AT	EUR	2,448	42,649	0.01
E.Sun Financial Holding	TW	TWD	58,308	42,614	0.01
Wellcome Trust 1.125% 21/01/2027	GB	EUR	39,212	42,251	0.01
BP Capital Markets 2.772% 10/11/2050	US	USD	53,872	41,625	0.01
KBC Ancora	BE	EUR	1,682	40,877	0.01
HSBC Holdings 7.00% 07/04/2038 EMTN	GB	GBP	24,398	39,678	0.01
ABN AMRO Bank 4.375% VRN (Perpetual)	NL	EUR	39,793	39,675	0.01
Toyota Motor Credit 2.15% 13/02/2030 MTN	US	USD	43,569	39,316	0.01
Credit Agricole	FR	EUR	5,692	38,605	0.01
China Merchants Bank (H)	CN	HKD	8,506	38,050	0.01
Gesellschaft 1.250% VRN 26/05/2041 Reg S	DE	EUR	37,527	36,945	0.01
CommBank Aus. 1.936% VRN 03/10/2029 EMTN	AU	EUR	34,855	36,152	0.01
Agricultural Bank of China (H)	CN	HKD	121,457	35,229	0.01
FCA Bank Ireland 0.50% 13/09/2024 EMTN	IT	EUR	34,855	35,012	0.01
KBC Group 0.50% VRN 03/12/2029 EMTN	BE	EUR	34,855	34,131	0.01
Fortune Star 6.85% 02/07/2024	VG	USD	37,548	33,777	0.01
Banco Santander 5.25% VRN (Perpetual)	ES	EUR	34,983	33,409	0.01
Danske Bank 5.875% VRN (Perpetual) EMTN	DK	EUR	32,359	33,129	0.01
Zenkoku Hosho	JP	JPY	966	32,730	0.01
Barclays 7.25% VRN (Perpetual)	GB	GBP	26,893	30,835	0.01
Bangkok Bank	TH	THB	11,581	30,758	0.01
Shinhan Financial Group 5.875% VRN (Perpetual)	KR	USD	32,944	30,573	0.01
Roadster Finance DAC 1.625% 09/12/2024 EMTN	IE	EUR	30,498	30,376	0.01
ICBCIL Finance 1.75% 25/08/2025 EMTN	HK	USD	34,855	29,772	0.01
Natwest Group 7.648% VRN (Perpetual)	GB	USD	21,864	28,849	0.01
Credit Agricole 8.125% VRN (Perpetual) Reg S	FR	USD	27,331	27,604	0.01
Bankia 6.375% VRN (Perpetual)	ES	EUR	27,112	27,197	0.01
Draper Esprit	GB	GBP	4,016	27,063	0.01
Sparebanken Vest	NO	NOK	4,772	26,161	0.01
Goldman Sachs Group 3.80% 15/03/2030	US	USD	26,141	25,976	0.01
Shriram Transport Finance 5.95% 24/10/2022 Reg S	IN	USD	30,645	25,662	0.01
KB Financial Group	KR	KRW	827	25,383	0.01
Mitsubishi UFJ Financial Group 3.677% 22/02/2027	JP	USD	26,141	25,323	0.01
HDFC Standard Life Insurance	IN	INR	3,620	24,704	0.01
Commonwealth Bank of Australia	AU	AUD	590	24,573	0.01
Bank Tabungan Pensiunan Nasional Syariah	ID	IDR	111,606	23,926	0.01
Bank of East Asia 5.625% VRN (Perpetual)	HK	USD	27,391	23,775	0.01
Barclays 5.875% VRN (Perpetual)	GB	GBP	21,864	23,598	0.01
ANZ 1.125% VRN 21/11/2029 EMTN	AU	EUR	23,440	23,584	0.01
ASR Nederland 3.375% VRN 02/05/2049	NL	EUR	21,864	23,430	0.01
UBS Group 3.126% VRN 13/08/2030 144A	CH	USD	24,834	23,428	0.01
Muangthai Capital	TH	THB	15,365	23,144	0.01
Zurich Finance UK 6.625% VRN (Perpetual) EMTN	GB	GBP	18,803	23,032	0.01
Morgan Stanley 1.342% VRN 23/10/2026 EMTN	US	EUR	21,784	22,926	0.01
Banorte 7.625% VRN (Perpetual) Reg S	MX	USD	26,237	22,520	0.01
TMB Bank 4.90% VRN (Perpetual) EMTN	TH	USD	26,836	21,825	0.01
Ally Financial 8.00% 01/11/2031 (A)	US	USD	17,427	20,684	0.01
General Electric 4.875% 18/09/2037 EMTN	US	GBP	17,427	20,583	0.01
AIA Group 3.20% 16/09/2040 Reg S	HK	USD	22,261	19,686	0.01
Natwest Group 0.75% VRN 15/11/2025	GB	EUR	19,606	19,652	0.01
Westpac Banking 0.022% FRN 04/12/2020 EMTN	AU	EUR	19,595	19,604	0.01
AIB Group 6.25% VRN (Perpetual)	IE	EUR	19,354	19,524	0.01
Sompo Holdings	JP	JPY	601	19,269	0.01
Bank of East Asia 5.825% VRN (Perpetual) EMTN	HK	USD	21,427	18,886	0.01
Banco Santander 2.125% 08/02/2028 EMTN	ES	EUR	17,427	18,380	0.01
Kasikornbank (F)	TH	THB	8,767	18,332	0.01
Bangkok Bank 5.00% VRN (Perpetual) Reg S	TH	USD	20,506	17,663	0.01
AerCap Global Aviation Trust 3.875% 23/01/2028	IE	USD	21,349	17,323	0.01
Kyobo Life Insurance 3.95% VRN (Perpetual) Reg S	KR	USD	19,606	17,226	0.01
Axis Bank	IN	INR	3,013	17,146	0.01
Raiffeisen Bank Intl. 6.125% VRN (Perpetual)	AT	EUR	17,492	16,925	0.01
Kasikornbank PCL 3.343% VRN 02/10/2031 EMTN	TH	USD	19,988	16,833	0.01
Dah Sing Banking Group	HK	HKD	22,726	16,778	0.01
Aruhi	JP	JPY	1,084	16,710	0.01
Yes Bank Ifsc Banking UB 3.75% 06/02/2023 EMTN	IN	USD	19,618	16,352	0.01
DH Europe Finance II 0.75% 18/09/2031	LU	EUR	15,937	16,161	0.01
Bank of East Asia 5.50% VRN (Perpetual) EMTN	HK	USD	18,508	15,882	0.01
Intesa Sanpaolo 5.875% VRN (Perpetual) EMTN	IT	EUR	16,228	15,826	0.01
Bajaj Finance	IN	INR	404	15,487	0.01
Power Finance 3.25% 16/09/2024	IN	USD	17,427	15,290	0.01
Santander UK Group Hldgs 7.375% VRN (Perpetual)	GB	GBP	13,119	15,151	0.01
CITIC Securities (H)	CN	HKD	8,116	15,119	0.01

현재 투자종목 명세서서 2020년 10월 31일

	국가 코드	CCY	주식 또는 명목	시장 가격 EUR순	% 자산
Fortune Star 6.75% 02/07/2023	VG	USD	16,934	15,052	0.01
Tisco Financial Group	TH	THB	7,498	14,560	0.00
LPI Capital	MY	MYR	5,386	14,213	0.00
Xtrackers Euro Stoxx 50 UCITS ETF	LU	EUR	313	13,974	0.00
Barclays 1.700% VRN 03/11/2026	GB	GBP	12,539	13,949	0.00
China Minsheng Banking (H)	CN	HKD	28,372	13,329	0.00
Svenska 4.75% Handelsbanken VRN (Perpetual)	SE	USD	14,868	13,200	0.00
ING Groep 3.00% 18/02/2026 EMTN	NL	GBP	10,456	12,701	0.00
BFI Finance Indonesia	ID	IDR	567,436	12,649	0.00
Huatai Securities (H)	CN	HKD	9,052	12,587	0.00
Tesco Property Finance 3 5.744% 13/04/2040	GB	GBP	8,349	12,328	0.00
China Cinda Asset Management (H)	CN	HKD	74,051	11,926	0.00
Phoenix Group Holdings 5.625% VRN (Perpetual)	GB	USD	14,028	11,910	0.00
Vedanta Resources Fin. II 8.00% 23/04/2023 Reg S	GB	USD	20,988	11,304	0.00
Samsung Fire & Marine Insurance	KR	KRW	83	11,234	0.00
Vedanta Resources Fin. II 9.25% 23/04/2026 Reg S	GB	USD	20,729	11,173	0.00
Aviva 4.00% VRN 03/06/2055	GB	GBP	9,240	10,869	0.00
Fortune Star 5.25% 23/03/2022	VG	USD	12,215	10,537	0.00
UniCredit 7.50% VRN (Perpetual)	IT	EUR	9,183	9,901	0.00
Commerzbank 1.25% 23/10/2023 EMTN	DE	EUR	9,585	9,861	0.00
Noah Holdings ADR	CN	USD	424	9,554	0.00
Chong HING Bank 5.70% VRN (Perpetual) EMTN	HK	USD	10,549	9,027	0.00
Fortune Star 5.95% 19/10/2025	VG	USD	10,364	8,944	0.00
ANZ 6.75% VRN (Perpetual) Reg S	AU	USD	9,180	8,943	0.00
Banorte 8.375% VRN (Perpetual) Reg S	MX	USD	8,746	7,978	0.00
Mongolian Mortgage 9.75% 29/01/2022 Reg S	MN	USD	9,254	7,904	0.00
SBI Holdings	JP	JPY	396	7,827	0.00
Mega Financial Holding	TW	TWD	9,325	7,723	0.00
China International Capital (H)	CN	HKD	3,796	7,616	0.00
Banorte 6.75% VRN (Perpetual) Reg S	MX	USD	8,746	7,563	0.00
RKP Overseas Finance 2016 7.950% (Perpetual)	VG	USD	8,884	7,412	0.00
Tuspark Forward 7.95% 15/08/2021	VG	USD	14,436	6,939	0.00
Kotak Mahindra Bank	IN	INR	380	6,809	0.00
Wealth Driven 5.50% 17/08/2023	VG	USD	7,773	6,727	0.00
Minkabu The Infonoid	JP	JPY	320	6,638	0.00
Volkswagen Leasing 1.625% 15/08/2025 EMTN	DE	EUR	6,100	6,455	0.00
Shriram Transport Finance 5.70% 27/02/2022 EMTN	IN	USD	7,111	5,996	0.00
China Taiping Insurance Holdings	HK	HKD	4,185	5,424	0.00
Unigroup International Holdings 6.00% 10/12/2020	VG	USD	7,403	5,409	0.00
Sumitomo Mitsui Fin. Group 2.142% 23/09/2030	JP	USD	5,182	4,372	0.00
Tuspark Forward 6.95% 18/06/2022	VG	USD	10,087	3,874	0.00
HDFC Bank ADR	IN	USD	72	3,504	0.00
Pearl Holding III 9.50% 11/12/2022 Reg S	KY	USD	16,287	3,425	0.00
Fortune Star 5.95% 29/01/2023	VG	USD	3,609	3,154	0.00
CIMB Group Holdings	MY	MYR	1,015	618	0.00
				32,296,357	10.91

부동산

	국가 코드	CCY	주식 또는 명목	시장 가격 EUR순	% 자산
Vonovia	DE	EUR	30,194	1,655,243	0.56
GCP Student Living REIT	GB	GBP	644,390	802,496	0.27
Tritax EuroBox	GB	EUR	510,396	510,396	0.17
American Campus Communities REIT	US	USD	13,250	423,192	0.14
Prologis REIT	US	USD	4,094	348,574	0.12
Invitation Homes REIT	US	USD	6,468	150,778	0.05
UNITE Group REIT	GB	GBP	14,140	130,972	0.04
ADO Properties (A)	DE	EUR	4,539	97,959	0.03
Shurgard Self Storage	LU	EUR	2,564	93,833	0.03
China SCE Group Holdings 7.375% 09/04/2024	KY	USD	94,296	83,168	0.03
Crown Castle International 3.30% 01/07/2030	US	USD	74,228	69,532	0.02
American Tower 2.10% 15/06/2030	US	USD	70,264	60,683	0.02
China Resources Land	HK	HKD	16,988	59,617	0.02
American Tower 3.10% 15/06/2050	US	USD	70,264	59,144	0.02
Ascendas Real Estate Investment Trust REIT	SG	SGD	28,325	51,322	0.02
Healthcare Realty Trust REIT	US	USD	2,073	49,303	0.02
Urban & Civic	GB	GBP	21,518	49,050	0.02
American Tower 3.60% 15/01/2028	US	USD	50,188	48,167	0.02
Relo Group	JP	JPY	2,302	47,446	0.02
Crown Castle International 5.20% 15/02/2049	US	USD	42,008	46,678	0.02
China Overseas Land & Investment	HK	HKD	21,518	46,378	0.02
Yuzhou Properties 7.375% 13/01/2026	KY	USD	53,302	44,155	0.01
Open House	JP	JPY	1,466	42,883	0.01
Yango Justice International 9.25% 15/04/2023	HK	USD	45,199	40,587	0.01
China Evergrande Group 8.75% 28/06/2025	KY	USD	61,504	39,068	0.01
Yuzhou Properties 8.30% 27/05/2025	KY	USD	42,938	37,492	0.01
Sunac China Holdings 6.50% 10/01/2025	KY	USD	40,069	33,103	0.01
City Developments	SG	SGD	7,859	31,342	0.01
Digital Dutch Finco 1.50% 15/03/2030	NL	EUR	28,858	30,533	0.01
Ronshine China Holdings 11.25% 22/08/2021	KY	USD	33,458	29,795	0.01
Yango Justice International 10.25% 18/03/2022	HK	USD	31,833	28,724	0.01
Redsun Properties Group 9.95% 11/04/2022	KY	USD	32,296	28,584	0.01
Urban Logistics REIT	GB	GBP	18,702	28,489	0.01
New Metro Global 6.80% 05/08/2023	VG	USD	31,959	28,449	0.01
Easy Tactic 9.125% 28/07/2022	VG	USD	34,794	28,297	0.01
China SCE Group Holdings 7.25% 19/04/2023	KY	USD	31,833	28,056	0.01
Crown Castle International 4.15% 01/07/2050	US	USD	28,437	28,037	0.01
Sunac China Holdings 7.50% 01/02/2024	KY	USD	31,833	27,394	0.01
Redsun Properties Group 9.70% 16/04/2023	KY	USD	30,167	26,639	0.01
Kaisa Group Holdings 11.50% 30/01/2023	KY	USD	29,960	26,035	0.01
Theta Capital 8.125% 22/01/2025	SG	USD	32,758	25,446	0.01
Yango Justice International 8.25% 25/11/2023	HK	USD	28,594	25,063	0.01
Sunac China Holdings 6.50% 09/07/2023	KY	USD	29,612	24,972	0.01
Sunac China Holdings 7.00% 09/07/2025	KY	USD	29,612	24,666	0.01
Fantasia Holdings Group 15.00% 18/12/2021	KY	USD	26,558	24,505	0.01
Land Securities Capital Mks 1.974% 08/02/2024 EMTN	GB	GBP	21,444	24,499	0.01
Scenery Journey 11.50% 24/10/2022	VG	USD	33,388	24,358	0.01
Land & Houses	TH	THB	137,629	24,196	0.01
KWG Group Holdings 7.40% 05/03/2024 EMTN	KY	USD	26,558	23,881	0.01
Fantasia Holdings Group 11.875% 01/06/2023	KY	USD	25,911	23,072	0.01
Pakuwon Jati	ID	IDR	953,450	22,868	0.01
Seazen Group 6.45% 11/06/2022	KY	USD	25,911	22,670	0.01
Kaisa Group Holdings 8.50% 30/06/2022	KY	USD	26,651	22,361	0.01
Keppel Pacific Oak US REIT	SG	USD	36,905	22,205	0.01
China Aoyuan Group 8.50% 23/01/2022	KY	USD	24,893	21,954	0.01
Ascendas India Trust	SG	SGD	26,692	21,833	0.01
Cromwell European REIT	SG	EUR	47,909	21,826	0.01
Robinsons Land	PH	PHP	81,220	21,605	0.01
Sino-Ocean Land Treasure III 4.90% VRN (Perpetual)	VG	USD	28,872	20,815	0.01
Kaisa Group Holdings 10.875% 23/07/2023	KY	USD	24,060	20,548	0.01
Agile Group Holdings 7.875% VRN (Perpetual)	KY	USD	23,135	20,329	0.01
Zhenro Properties Group 7.875% 14/04/2024	KY	USD	23,227	19,888	0.01
MPT Operating Partnership 4.625% 01/08/2029	US	USD	21,784	19,609	0.01
Grand City Properties 1.375% 03/08/2026 EMTN	LU	EUR	18,299	19,270	0.01
China South City Holdings 11.50% 12/02/2022	HK	USD	22,561	19,183	0.01
China Evergrande Group 11.50% 22/01/2023	KY	USD	26,651	19,157	0.01
RKPF Overseas 2019 A 6.70% 30/09/2024	VG	USD	21,376	18,996	0.01
Redsun Properties Group 10.50% 03/10/2022	KY	USD	20,803	18,591	0.01
KWG Group Holdings 7.875% 09/08/2021	KY	USD	20,729	18,228	0.01
Grand City Properties 3.75% VRN (Perpetual)	LU	EUR	17,492	18,062	0.01
Digital Euro Finco 1.125% 09/04/2028	US	EUR	17,427	18,020	0.01
Globalworth 2.95% 29/07/2026 EMTN	GB	EUR	17,863	17,787	0.01
CIFI Holdings Group 6.00% 16/07/2025	KY	USD	19,988	17,714	0.01
Seazen Group 6.00% 12/08/2024	KY	USD	20,358	17,694	0.01
China Evergrande Group 8.25% 23/03/2022	KY	USD	24,060	17,399	0.01
KWG Group Holdings 7.40% 13/01/2027	KY	USD	19,896	17,143	0.01
Ronshine China Holdings 6.75% 05/08/2024	KY	USD	19,988	16,983	0.01
China Aoyuan Group 6.35% 08/02/2024	KY	USD	19,248	16,812	0.01
Zhenro Properties Group 8.70% 03/08/2022	KY	USD	19,063	16,771	0.01
Supalai	TH	THB	37,716	16,280	0.01
Yango Justice International 9.50% 03/04/2021	HK	USD	18,508	16,154	0.01
Keppel DC REIT	SG	SGD	8,851	16,133	0.01
Kaisa Group Holdings 11.75% 26/02/2021	KY	USD	18,415	16,043	0.01
Yango Justice International 10.00% 12/02/2023	HK	USD	17,490	15,874	0.01
Kaisa Group Holdings 10.50% 15/01/2025	KY	USD	19,063	15,299	0.01
Times China Holdings 7.625% 21/02/2022	KY	USD	17,120	15,006	0.01
China Evergrande Group 12.00% 22/01/2024	KY	USD	20,636	14,966	0.01
China Evergrande Group 6.25% 28/06/2021	KY	USD	18,508	14,829	0.01
AREIT REIT	PH	PHP	32,504	14,728	0.00
Prologis 3.00% 02/06/2026	US	EUR	12,635	14,723	0.00
China Evergrande Group 9.50% 11/04/2022	KY	USD	18,508	13,582	0.00
Jababeka International 6.50% 05/10/2023 Reg S	NL	USD	18,508	13,464	0.00
KWG Group Holding 5.20% 21/09/2022	KY	USD	15,361	13,218	0.00
Yuzhou Properties 5.375% VRN (Perpetual)	KY	USD	15,639	12,919	0.00
CPI Property Group 2.75% 22/01/2028 EMTN	LU	GBP	11,371	12,481	0.00
Goodman Group REIT	AU	AUD	1,112	12,346	0.00
China Aoyuan Group 7.95% 19/02/2023	KY	USD	13,455	12,169	0.00
Link REIT	HK	HKD	1,847	12,101	0.00
RKI Overseas Finance 2017 A 7.00% (Perpetual)	VG	USD	15,731	12,062	0.00
APL Realty Holdings Pte 5.95% 02/06/2024	SG	USD	19,755	11,760	0.00
Wanda Properties Overseas 6.875% 23/07/2023	VG	USD	13,877	11,673	0.00
Kaisa Group Holdings 9.375% 30/06/2024	KY	USD	14,732	11,490	0.00
Yango Justice International 6.80% 11/03/2021 EMTN	HK	USD	13,325	11,466	0.00
China South City Holdingss 10.875% 26/06/2022	HK	USD	13,603	11,428	0.00
Kaisa Group Holdings 11.25% 09/04/2022	KY	USD	12,400	10,883	0.00
Pakuwon Prima 5.00% 14/02/2024	SG	USD	12,400	10,830	0.00
KE Holdings ADR	CN	USD	180	10,780	0.00
Jinke Properties Group 8.375% 20/06/2021	CN	USD	11,660	10,196	0.00
SM Prime Holdings	PH	PHP	16,500	9,861	0.00
CIFI Holdings Group 5.50% 23/01/2022	KY	USD	11,105	9,674	0.00
China Merchants Commercial REIT	HK	HKD	35,579	9,476	0.00
Central Pattana	TH	THB	8,596	9,075	0.00
Theta Capital 6.75% 31/10/2026	SG	USD	12,678	9,005	0.00
Redco Properties Group 8.50% 19/08/2021	KY	USD	10,364	8,874	0.00
Shimao Group Holdings 4.60% 13/07/2030	KY	USD	9,624	8,862	0.00
RKPF Overseas 2019 6.00% 04/09/2025	VG	USD	10,257	8,817	0.00
Country Garden Holdings 4.80% 06/08/2030	KY	USD	9,624	8,779	0.00
Times China Holdings 6.75% 08/07/2025	KY	USD	9,994	8,687	0.00
Shimao Property Holdings	HK	HKD	2,836	8,620	0.00
Greentown China Holdings 5.65% 13/07/2025	KY	USD	9,624	8,589	0.00
Greentown China Holdings 4.70% 29/04/2025	KY	USD	9,994	8,587	0.00

현재 투자종목 명세서서 2020년 10월 31일

	국가 코드	CCY	주식 또는 명목	시장 가격 EUR순	% 자산
Wanda Properties International 7.25% 29/01/2024	VG	USD	9,624	8,128	0.00
Sunac China Holdings 7.875% 15/02/2022	KY	USD	9,254	8,082	0.00
KWG Group Holdings 7.875% 01/09/2023	KY	USD	8,884	8,016	0.00
Properties 9.875% 02/05/2021	KY	USD	8,976	7,762	0.00
Kaisa Group Holdings 6.75% 18/02/2021	KY	USD	9,002	7,736	0.00
Kaisa Group Holdings 9.75% 28/09/2023 Reg S	KY	USD	8,884	7,358	0.00
Easy Tactic 8.125% 27/02/2023	VG	USD	9,624	7,269	0.00
Zhenro 9.15% 06/05/2023 Reg S	KY	USD	7,588	6,757	0.00
Agile Group Holdings 8.375% VRN (Perpetual)	KY	USD	7,403	6,600	0.00
Propnex	SG	SGD	16,618	6,581	0.00
Longfor Group Holdings 3.375% 13/04/2027	KY	USD	7,189	6,360	0.00
Country Garden Holdings 5.40% 27/05/2025	KY	USD	6,755	6,248	0.00
Ronshine China Holdings 8.95% 22/01/2023	KY	USD	7,033	6,232	0.00
Yida China Holdings 14.00% 27/03/2022	KY	USD	9,095	5,640	0.00
Zhenro Properties Group 8.65% 21/01/2023	KY	USD	6,385	5,618	0.00
China Evergrande Group 4.25% 14/02/2023	KY	HKD	51,821	5,348	0.00
Daibiru	JP	JPY	518	5,032	0.00
China Aoyuan Group 7.50% 10/05/2021	KY	USD	5,552	4,825	0.00
CIFI Holdings Group 5.375% VRN (Perpetual)	KY	USD	5,552	4,748	0.00
Zhenro Properties Group 5.60% 28/02/2021	KY	USD	5,367	4,595	0.00
Jingrui Holdings 9.45% 23/04/2021	KY	USD	5,367	4,526	0.00
Lodha Developers International 14.00% 12/03/2023	MU	USD	5,552	4,432	0.00
Kaisa Group Holdings 11.95% 22/10/2022 Reg S	KY	USD	4,442	3,909	0.00
Times China Holdings 10.95% 27/11/2020	KY	USD	3,702	3,201	0.00
CIFI Holdings Group 5.375% VRN (Perpetual)	KY	USD	2,961	2,548	0.00
Zhenro Properties Group 9.80% 20/08/2021	KY	USD	2,591	2,280	0.00
Redco Properties Group 11.50% 08/12/2020	KY	USD	2,591	2,233	0.00
Champion Sincerity Holdings 8.125% VRN (Perpetual)	VG	USD	2,313	2,080	0.00
Heiwa Real Estate	JP	JPY	78	1,949	0.00
Cosmos Initia	JP	JPY	127	436	0.00
Shimao Services Holdings	CN	HKD	46	85	0.00
				6,960,975	2.35

정부

	국가 코드	CCY	주식 또는 명목	시장 가격 EUR순	% 자산
US Treasury 0.625% 15/05/2030	US	USD	3,996,796	3,364,111	1.14
Germany 0.00% 15/02/2030	DE	EUR	2,905,956	3,089,426	1.04
Germany 0.00% 12/03/2021	DE	EUR	1,895,416	1,900,369	0.64
US Treasury 2.875% 31/10/2023	US	USD	1,533,298	1,421,469	0.48
US Treasury 2.375% 15/11/2049	US	USD	1,249,264	1,263,577	0.43
US Treasury 2.00% 15/02/2050	US	USD	1,298,003	1,213,518	0.41
Germany 0.00% 11/06/2021	DE	EUR	1,033,613	1,038,362	0.35
US Treasury 0.625% 15/08/2030	US	USD	1,198,114	1,005,965	0.34
US Treasury 0.250% 15/04/2023	US	USD	875,584	753,010	0.25
US Treasury 0.50% 31/03/2025	US	USD	811,745	702,054	0.24
Australia 1.75% 21/06/2051	AU	AUD	1,082,241	646,386	0.22
US Treasury Infl. Indexed Bonds 0.125% 15/07/2030	US	USD	641,535	612,744	0.21
US Treasury 0.25% 15/06/2023	US	USD	696,914	599,305	0.20
US Treasury Infl. Indexed Bonds 0.375% 15/07/2027	US	USD	512,602	515,095	0.17
US Treasury 3.00% 31/10/2025	US	USD	508,608	493,000	0.17
UK Treasury Inflation Linked 0.125% 10/08/2028	GB	GBP	303,061	451,353	0.15
Germany 0.25% 15/02/2029	DE	EUR	348,781	377,708	0.13
US Treasury 1.125% 28/02/2025	US	USD	374,906	333,019	0.11
US Treasury 1.25% 15/05/2050	US	USD	402,761	314,319	0.11
US Treasury 0.125% 15/09/2023	US	USD	366,475	313,979	0.11
US Treasury Infl. Indexed Bonds 0.625% 15/01/2026	US	USD	301,105	309,263	0.10
Germany 0.00% 15/08/2030	DE	EUR	287,115	305,332	0.10
US Treasury 0.25% 31/08/2025	US	USD	350,113	298,847	0.10
Germany Inflation Linked Bond 0.10% 15/04/2026	DE	EUR	242,606	275,253	0.09
US Treasury 0.125% 30/06/2022	US	USD	318,695	273,461	0.09
US Treasury 0.125% 15/05/2023	US	USD	309,862	265,653	0.09
Netherland 0.00% 15/07/2030	NL	EUR	251,857	264,730	0.09
US Treasury Infl. Indexed Bonds 0.50% 15/04/2024	US	USD	270,192	252,236	0.09
US Treasury 0.25% 31/05/2025	US	USD	267,403	228,579	0.08
US Treasury 1.50% 31/08/2021	US	USD	223,538	194,045	0.07
US Treasury 0.25% 30/06/2025	US	USD	226,951	193,894	0.07
US Treasury 0.50% 31/05/2027	US	USD	219,523	187,394	0.06
US Treasury 1.375% 15/08/2050	US	USD	182,685	147,188	0.05
Germany Inflation Linked Bond 0.50% 15/04/2030	DE	EUR	115,825	145,072	0.05
US Treasury 0.375% 30/09/2027	US	USD	145,245	122,603	0.04
France 0.10% 01/03/2028	FR	EUR	97,825	109,940	0.04
US Treasury Infl. Indexed Bonds 0.125% 15/04/2022	US	USD	117,390	109,022	0.04
US Treasury 0.375% 31/03/2022	US	USD	112,422	96,819	0.03
US Treasury Infl. Indexed Bonds 0.625% 15/04/2023	US	USD	94,694	88,434	0.03
US Treasury 1.125% 15/08/2040	US	USD	100,377	81,976	0.03
US Treasury 0.125% 30/09/2022	US	USD	94,555	81,128	0.03
US Treasury 0.50% 30/06/2027	US	USD	87,629	74,750	0.03
France 0.10% 01/03/2029	FR	EUR	58,695	65,589	0.02
Denmark Inflation Linked Bond 0.10% 15/11/2023	DK	DKK	391,299	59,554	0.02
US Treasury 0.125% 15/10/2023	US	USD	59,323	50,817	0.02
Italy 0.65% 15/05/2026	IT	EUR	46,956	48,609	0.02
France 0.10% 25/07/2036	FR	EUR	39,130	48,305	0.02
Australia 1.25% 21/05/2032	AU	AUD	61,230	38,257	0.01
Sweden Inflation Linked Bond 0.125% 01/12/2027	SE	SEK	332,604	38,084	0.01
Australia 2.75% 21/11/2029	AU	AUD	52,798	37,468	0.01
US Treasury 1.125% 15/05/2040	US	USD	43,569	35,702	0.01
Indonesia 4.875% 05/05/2021 Reg S	ID	USD	34,630	30,388	0.01
France 0.10% 01/03/2025	FR	EUR	26,413	28,725	0.01
US Treasury 0.50% 31/08/2027	US	USD	32,321	27,534	0.01
US Treasury 0.25% 30/09/2025	US	USD	24,341	20,768	0.01
Australia 0.75% 21/11/2027	AU	AUD	22,304	15,611	0.01
Canada Real Return Bond 4.00% 01/12/2031	CA	CAD	7,826	11,488	0.00
Sri Lanka 7.55% 28/03/2030 Reg S	LK	USD	22,949	10,816	0.00
Sri Lanka 7.85% 14/03/2029 Reg S	LK	USD	22,690	10,711	0.00
UK Treasury Inflation Linked 0.125% 22/03/2026	GB	GBP	6,065	9,064	0.00
Sri Lanka 6.20% 11/05/2027 Reg S	LK	USD	19,248	8,921	0.00
Sri Lanka 6.85% 14/03/2024 Reg S	LK	USD	7,773	3,803	0.00
Sri Lanka 6.35% 28/06/2024 Reg S	LK	USD	2,776	1,364	0.00
UK Treasury 5.00% 07/03/2025	GB	GBP	978	1,328	0.00
				25,117,294	8.48

폐쇄형 펀드

	국가 코드	CCY	주식 또는 명목	시장 가격 EUR순	% 자산
International Public Partnerships	GB	GBP	568,809	1,062,555	0.36
Greencoat UK Wind Funds	GB	GBP	686,066	1,028,329	0.35
Sequoia Economic Infrastructure Income Fund	GB	GBP	578,568	672,918	0.23
Starwood European Real Estate Finance	GB	GBP	337,148	320,526	0.11
CVC Credit Partners European Opportunities	GB	GBP	235,744	245,354	0.08
KKV Secured Loan Fund C	GB	GBP	530,315	196,950	0.07
Axiom European Financial Debt Fund	GB	GBP	191,223	186,048	0.06
TwentyFour Income Fund	GB	GBP	138,617	159,527	0.05
KKV Secured Loan Fund	GB	GBP	769,268	113,336	0.04
Oakley Capital Investments Fund	BM	GBP	30,897	87,434	0.03
Gemfields Group	GB	ZAR	205,900	13,604	0.00
				4,086,581	1.38

개방형 펀드

	국가 코드	CCY	주식 또는 명목	시장 가격 EUR순	% 자산
PIMCO GIS Global Bond Fund	IE	EUR	728,048	21,324,545	7.20
BlackRock Global Funds - Euro Bond Fund	LU	EUR	1,072,016	16,927,131	5.72
BlackRock Global Index Funds - iShares EM	LU	EUR	104,217	12,397,598	4.19
Goldman Sachs - SICAV I - GS Emerging Markets	LU	USD	627,983	10,839,650	3.66
Vontobel Fund - Twentyfour Monument Ass. Bac. Sec	LU	EUR	44,189	4,491,377	1.52
Majedie Asset Tortoise Fund (H)	IE	EUR	4,036,199	3,235,449	1.09
Assenagon Alpha Volatility	LU	EUR	2,590	3,090,155	1.04
Alma Capital Invest. Funds - AH&W US Large Cap	LU	USD	30,122	3,074,593	1.04
Helium Fund - Helium Performance	LU	EUR	2,417	2,446,443	0.83
State Street Europe Value Spotlight Fund	LU	EUR	286,567	2,243,822	0.76
ADG Systematic Macro UCITS Fund E GBP	LU	GBP	17,740	1,863,872	0.63
Fidelity ILF - The Euro Fund - A-ACC-EUR	IE	EUR	122	1,685,135	0.57
Fidelity ILF - The US Dollar Fund - A-ACC-USD	IE	USD	76	1,179,375	0.40
Fulcrum Multi Asset Trend Fund	LU	EUR	7,691	569,012	0.19
				85,368,157	28.84

주식 연계 채권

	국가 코드	CCY	주식 또는 명목	시장 가격 EUR순	% 자산
HSBC (Kweichow Moutai (A)) ELN 12/04/2024	CN	USD	141	30,285	0.01
HSBC (Hangzhou Hikvision Digital (A)) ELN 08/2021	CN	USD	4,439	25,602	0.01
HSBC (Weichai Power (A)) ELN 07/05/2021	CN	USD	6,022	11,689	0.00
HSBC (China Nat'l. Accord Med (A)) ELN 15/10/2021	CN	USD	993	6,335	0.00
HSBC (China (S) Publish & Med (A)) ELN 23/11/2022	CN	USD	2,767	3,724	0.00
HSBC (Wuhu Sanqi IA Ent (A)) ELN 16/09/2021	CN	USD	284	1,080	0.00
UBS (Focus Media Info. Tech (A)) ELN 10/03/2021	CN	USD	47	57	0.00
				78,772	0.03

커뮤니케이션 서비스

	국가 코드	CCY	주식 또는 명목	시장 가격 EUR순	% 자산
T-Mobile US	US	USD	11,643	1,085,626	0.37
Elisa	FI	EUR	5,565	235,063	0.08
Infrastrutture Wireless Italiane	IT	EUR	22,042	204,547	0.07
Netflix	US	USD	493	201,176	0.07
Liberty Global	GB	USD	10,096	159,834	0.05
Verizon Communications	US	USD	3,173	155,003	0.05
China Mobile	HK	HKD	24,989	131,191	0.04
Swisscom	CH	CHF	221	96,377	0.03
Deutsche Telekom	DE	EUR	5,885	76,919	0.03
Netflix 3.625% 15/06/2030 Reg S	US	EUR	69,511	76,013	0.03
Tele2	SE	SEK	7,323	74,639	0.03
Vodafone Group 6.25% VRN 03/10/2078	GB	USD	74,653	69,283	0.02
Telekomunikasi Indonesia Persero	ID	IDR	443,094	67,303	0.02
Verizon Communications 1.85% 18/05/2040	US	EUR	59,364	66,495	0.02
Sea ADR	SG	USD	403	54,642	0.02
Singapore Telecommunications	SG	SGD	40,713	51,979	0.02
Advanced Info Service	TH	THB	10,825	51,395	0.02
Verizon Communications 4.812% 15/03/2039	US	USD	43,569	48,636	0.02
NOS SGPS	PT	EUR	12,412	36,591	0.01
CK Hutchison Group Telecom 1.50% 17/10/2031	LU	EUR	33,888	36,008	0.01
Cellnex Telecom 1.875% 26/06/2029	ES	EUR	30,498	31,136	0.01
HKBN	HK	HKD	18,274	27,137	0.01
Pebble Group	GB	GBP	31,449	24,828	0.01
AT&T 3.65% 01/06/2051	US	USD	29,109	24,473	0.01
Sarana Menara Nusantara	ID	IDR	410,838	23,619	0.01
Bharti Airtel	IN	INR	4,281	21,480	0.01
Walt Disney 2.20% 13/01/2028	US	USD	23,890	21,466	0.01

현재 투자종목 명세서서 2020년 10월 31일

	국가 코드	CCY	주식 또는 명목	시장 가격 EUR순	% 자산
Cellnex Telecom 0.50% 05/07/2028	ES	EUR	15,305	21,210	0.01
LG Uplus	KR	KRW	2,475	20,793	0.01
Netflix 4.625% 15/05/2029	US	EUR	17,566	20,464	0.01
AT&T 4.35% 01/03/2029	US	USD	20,075	20,071	0.01
UPCB Finance IV 4.00% 15/01/2027 Reg S	KY	EUR	18,068	18,289	0.01
Globe Telecom	PH	PHP	487	17,520	0.01
TIME dotCom	MY	MYR	6,363	16,925	0.01
XL Axiata	ID	IDR	138,145	16,204	0.01
SoftBank Group 5.125% 19/09/2027	JP	USD	18,552	16,125	0.01
SoftBank Group 6.00% VRN (Perpetual)	JP	USD	15,917	12,685	0.00
AT&T 4.50% 15/05/2035	US	USD	9,585	9,620	0.00
SoftBank Group	JP	JPY	159	8,877	0.00
Bharti Airtel 1.50% 17/02/2025 Reg S	IN	USD	9,254	8,789	0.00
China Unicom	HK	HKD	16,049	8,476	0.00
Telstra	AU	AUD	4,635	7,488	0.00
Daiichikosho	JP	JPY	221	6,487	0.00
Axiata SPV5 3.064% 19/08/2050 EMTN	MY	USD	7,248	5,975	0.00
Dr Peng Holding HongKong 7.55% 01/12/2021	HK	USD	9,314	5,536	0.00
Nippon Telegraph & Telephone	JP	JPY	206	3,732	0.00
SoftBank Group 6.125% 20/04/2025	JP	USD	3,154	2,896	0.00
SoftBank Group 6.25% 15/04/2028	JP	USD	2,672	2,493	0.00
Internet Initiative Japan	JP	JPY	22	834	0.00
ARTERIA Networks	JP	JPY	43	586	0.00
				3,404,934	1.15

증권 자격 취득 또는 기타 통제 된 시장 에서 죽음을 맞게

에너지

	국가 코드	CCY	주식 또는 명목	시장 가격 EUR순	% 자산
Kommunalbanken 0.875% 12/03/2025 144A	NO	USD	150,565	131,128	0.04
Diamondback Energy 3.50% 01/12/2029	US	USD	113,022	96,637	0.03
Cheniere Energy	US	USD	2,153	87,619	0.03
Aker BP 4.00% 15/01/2031 144A	NO	USD	99,975	84,146	0.03
Eni 4.75% 12/09/2028	IT	USD	43,222	43,309	0.01
Diamondback Energy 5.375% 31/05/2025	US	USD	41,706	37,036	0.01
Aker BP 2.875% 15/01/2026 144A	NO	USD	37,822	32,177	0.01
Tengizchevroil Finance 2.625% 15/08/2025 Reg S	BM	USD	37,033	31,950	0.01
Diamondback Energy 3.25% 01/12/2026	US	USD	29,360	25,892	0.01
Diamondback Energy 2.875% 01/12/2024	US	USD	23,588	20,515	0.01
Energy Transfer Operating 5.80% 15/06/2038	US	USD	17,427	15,287	0.01
Eni 4.00% 12/09/2023 Reg S	IT	USD	13,661	12,692	0.00
Aker BP 5.875% 31/03/2025 144A	NO	USD	4,392	3,895	0.00
				622,283	0.21

유틸리티

	국가 코드	CCY	주식 또는 명목	시장 가격 EUR순	% 자산
Endesa	ES	EUR	16,425	377,936	0.13
Iberdrola	ES	EUR	25,626	259,465	0.09
Enagas	ES	EUR	3,241	60,053	0.02
Greenko Dutch 5.25% 24/07/2024 Reg S	NL	USD	46,787	41,330	0.01
Red Electrica	ES	EUR	2,600	39,319	0.01
APT Pipelines 4.25% 15/07/2027 Reg S	AU	USD	39,212	37,793	0.01
Exelon Generation 5.60% 15/06/2042	US	USD	19,606	19,073	0.01
Exelon 4.70% 15/04/2050	US	USD	17,427	18,908	0.01
AES Gener 7.125% VRN 26/03/2079 Reg S	CL	USD	8,418	7,501	0.00
				861,378	0.29

소재

	국가 코드	CCY	주식 또는 명목	시장 가격 EUR순	% 자산
Glencore Funding 2.50% 01/09/2030 144A	US	USD	134,906	112,555	0.04
Vidrala	ES	EUR	825	67,621	0.02
Grupo Mexico	MX	MXN	21,545	52,499	0.02
PhosAgro GDR	RU	USD	1,849	18,285	0.01
Novolipetsk Steel GDR	RU	USD	803	16,026	0.01
Votorantim 7.25% 05/04/2041 Reg S	LU	USD	9,803	10,770	0.00
Vidrala (BR) RTS 05/11/2020	ES	EUR	845	3,462	0.00
				281,218	0.09

산업재

	국가 코드	CCY	주식 또는 명목	시장 가격 EUR순	% 자산
Ferrovial	ES	EUR	24,070	447,102	0.15
Ryanair Holdings	IE	EUR	7,563	89,438	0.03
Irish Continental Group	IE	EUR	19,676	61,783	0.02
Applus Services	ES	EUR	7,591	51,050	0.02
Localiza Rent a Car	BR	BRL	5,294	48,580	0.02
Delta Air Lines 7.00% 01/05/2025 144A	US	USD	34,855	32,664	0.01
Delta Air lines 4.50% 20/10/2025 144A	SU	USD	25,519	22,195	0.01
Vietnam Engine & Argicultural Machinery	VN	VND	11,119	17,373	0.01
Viettel Post Joint Stock	VN	VND	4,336	17,338	0.01
Avolon Holdings Funding 2.875% 15/02/2025 144A	KY	USD	17,427	14,126	0.00
Delta Air lines 4.75% 20/10/2028 144A	SU	USD	6,216	5,447	0.00
Ashtead Capital 4.00% 01/05/2028 144A	US	USD	5,010	4,494	0.00
Hokkaido Chuo Bus	JP	JPY	4	109	0.00
				811,699	0.27

정보 기술

	국가 코드	CCY	주식 또는 명목	시장 가격 EUR순	% 자산
Adevinta 2.625% 15/11/2025 Reg S	NO	EUR	100,517	100,492	0.03
Microsoft 2.40% 08/08/2026	US	USD	70,264	65,523	0.02
Apple 2.75% 13/01/2025	US	USD	61,932	57,536	0.02
Adevinta 3.00% 15/11/2027 Reg S	NO	EUR	49,313	49,823	0.02
Cree 1.75% 01/05/2026	US	USD	35,132	45,465	0.02
Dell International 8.10% 15/07/2036 144A	US	USD	33,112	38,470	0.01
Amadeus IT Group	ES	EUR	893	36,592	0.01
Alphabet 2.05% 15/08/2050	US	USD	43,569	34,026	0.01
Envestnet 0.75% 15/08/2025	US	USD	37,390	32,248	0.01
Microsoft 2.525% 01/06/2050	US	USD	35,726	31,258	0.01
Microsoft 2.675% 01/06/2060	US	USD	26,533	23,334	0.01
Hewlett Packard Enterprise 4.65% 01/10/2024	US	USD	19,832	19,231	0.01
Fiserv 1.625% 01/07/2030	US	EUR	11,328	12,315	0.00
Taiwan Union Technology	TW	TWD	3,833	10,970	0.00
Apple 3.85% 04/08/2046	US	USD	9,585	10,113	0.00
Science Applications Intl. 4.875% 01/04/2028 144A	US	USD	10,038	9,040	0.00
				576,436	0.19

소비재

	국가 코드	CCY	주식 또는 명목	시장 가격 EUR순	% 자산
Industria de Diseno Textil	ES	EUR	21,174	448,673	0.15
Charter Communications 6.834% 23/10/2055	US	USD	119,809	145,660	0.05
Charter Communications 6.484% 23/10/2045	US	USD	97,114	112,912	0.04
Lennar 5.00% 15/06/2027	US	USD	85,922	84,444	0.03
Intercontinental Hotel Grp. 1.625% 08/10/2024 EMTN	GB	EUR	82,781	82,653	0.03
Lennar 5.375% 01/10/2022	US	USD	85,069	78,020	0.03
Charter Communications 5.75% 01/04/2048	US	USD	69,121	74,423	0.03
Expedia Group 4.625% 01/08/2027 144A	US	USD	71,639	64,568	0.02
Expedia Group 3.60% 15/12/2023 144A	US	USD	71,639	63,274	0.02
Marriott International 3.125% 15/06/2026	US	USD	50,188	43,252	0.01
Glenveagh Properties	IE	EUR	56,295	41,377	0.01
Volkswagen Group 4.625% 13/11/2025 Reg S	US	USD	39,147	38,896	0.01
Hilton Domestic Operating 4.875% 15/01/2030	US	USD	43,664	38,626	0.01
Wynn Macau 5.125% 15/12/2029 Reg S	KY	USD	48,027	38,226	0.01
Dalata Hotel Group	IE	EUR	15,706	38,010	0.01
Applegreen	IE	EUR	12,145	34,492	0.01
Marriott International 4.625% 15/06/2030	US	USD	35,393	32,466	0.01
Melco Resorts Finance 5.625% 17/07/2027 Reg S	KY	USD	35,516	31,015	0.01
Booking Holdings 4.625% 13/04/2030	US	USD	26,141	26,622	0.01
Lennar 5.25% 01/06/2026	US	USD	18,570	18,151	0.01
Sands China 3.80% 08/01/2026 Reg S	KY	USD	8,278	7,296	0.00
				1,543,056	0.52

소비재

	국가 코드	CCY	주식 또는 명목	시장 가격 EUR순	% 자산
Lamb Weston Holdings 4.625% 01/11/2024 144A	US	USD	65,747	58,408	0.02
Keurig Dr Pepper 5.085% 25/05/2048	US	USD	50,188	57,744	0.02
Barry Callebaut Services 5.50% 15/06/2023 144A	BE	USD	50,188	46,417	0.02
Keurig Dr Pepper 4.985% 25/05/2038	US	USD	36,598	40,392	0.01
X5 Retail Group GDR	RU	USD	748	22,552	0.01
Quang Ngai Sugar	VN	VND	18,550	21,841	0.01
Mars 4.20% 01/04/2059 144A	US	USD	15,014	16,540	0.01
Barry Callebaut Services 5.50% 15/06/2023 Reg S	BE	USD	13,832	12,792	0.00
Lamb Westton Holdings 4.875% 15/05/2028 144A	US	USD	8,783	8,182	0.00
				284,868	0.10

건강

	국가 코드	CCY	주식 또는 명목	시장 가격 EUR순	% 자산
AbbVie 2.30% 21/11/2022 144A	US	USD	144,793	128,797	0.04
Royalty Pharma 0.75% 02/09/2023 144A	GB	USD	88,582	76,056	0.03
Royalty Pharma 1.20% 02/09/2025 144A	GB	USD	71,769	61,357	0.02
Bayer US Finance 4.70% 15/07/2064 144A	US	USD	58,108	56,289	0.02
AbbVie 2.95% 21/11/2026 144A	US	USD	59,222	55,554	0.02
Nutrition 1.23% 01/10/2025 144A	US	USD	58,550	50,354	0.02
Bayer US Finance II 4.25% 15/12/2025 144A	US	USD	49,686	48,518	0.02
Centene 5.375% 01/06/2026 144A	US	USD	50,188	45,381	0.02
Nutritio & Bioscience 1.832% 15/10/2027 144A	US	USD	51,312	44,181	0.01
Royalty Pharma 3.55% 02/09/2050 144A	GB	USD	51,443	42,454	0.01
Nutrition & Bioscience 3.268% 15/11/2040 144A	US	USD	35,955	31,727	0.01
Royalty Pharma 1.75% 02/09/2027 144A	GB	USD	35,333	30,187	0.01
Mylan 3.75% 15/12/2020	NL	USD	32,040	27,536	0.01
Takeda Pharmaceutical 3.025% 09/07/2040	JP	USD	31,230	27,524	0.01
Grifols	ES	EUR	1,097	25,447	0.01
Royalty Pharma 3.30% 02/09/2040 144A	GB	USD	29,627	25,101	0.01
Teva Pharmaceutical Fin. 6.75% 01/03/2028	NL	USD	23,338	21,077	0.01
Bristol-Myers Squibb 4.35% 15/11/2047	US	USD	17,427	19,155	0.01
AstraZeneca 1.375% 06/08/2030	GB	USD	16,120	13,399	0.00
Roche Holdings 4.00% 28/11/2044 144A	US	USD	10,456	11,684	0.00
Bayer US Finance II 4.625% 25/06/2038 144A	US	USD	10,456	10,518	0.00
AbbVie 3.20% 21/11/2029 144A	US	USD	6,971	6,571	0.00
Korian RTS 26/10/2020	FR	EUR	1,947	4,848	0.00
				863,715	0.29

금융

	국가 코드	CCY	주식 또는 명목	시장 가격 EUR순	% 자산
Bank Of America 1.197% VRN 24/10/2026 MTN	US	USD	251,945	216,365	0.07
UBS Group 1.008% VRN 30/07/2024 144A	CH	USD	215,880	186,113	0.06
Wells Fargo Bank 2.082% VRN 09/09/2022	US	USD	181,561	158,099	0.05

현재 투자종목 명세서서 2020년 10월 31일

	국가 코드	CCY	주식 또는 명목	시장 가격 EUR순	% 자산
UBS Group 1.364% VRN 30/01/2027 144A	CH	USD	155,584	133,258	0.05
Willis North America 3.875% 15/09/2049	US	USD	128,030	128,482	0.04
Garfunkelux Holdco 3 7.75% 01/11/2025 Reg S	LU	GBP	108,668	118,959	0.04
Citigroup 2.666% VRN 29/01/2031	US	USD	122,510	110,558	0.04
UBS 1.75% 21/04/2022 144A	CH	USD	114,931	100,475	0.03
Willis North America 4.50% 15/09/2028	US	USD	92,547	94,798	0.03
BNP Paribas 3.052% VRN 13/01/2031 144A	FR	USD	100,377	91,400	0.03
Garfunkelux Holdco 3 6.75% 01/11/2025 Reg S	LU	EUR	92,718	91,280	0.03
BBVA 6.00% VRN (Perpetual)	ES	EUR	80,461	79,489	0.03
Mapfre 4.375% VRN 31/03/2047	ES	EUR	66,698	74,840	0.03
Citigroup VRN 2.572% 03/06/2031	US	USD	83,313	74,689	0.03
Intesa Sanpaolo 7.75% VRN (Perpetual)	IT	EUR	61,111	68,470	0.02
Wells Fargo & Co 2.393% VRN 02/06/2028 MTN	US	USD	71,518	63,842	0.02
Truist Bank 0.826% FRN 09/03/2023	US	USD	70,956	61,391	0.02
UniCredit 6.625% VRN (Perpetual)	IT	EUR	56,848	56,716	0.02
Morgan Stanley 5.597% VRN 24/03/2051 GMTN	US	USD	38,143	49,636	0.02
Rabobank 4.375% 04/08/2025	NL	USD	50,188	48,760	0.02
CaixaBank 6.75% VRN (Perpetual)	ES	EUR	44,604	45,673	0.02
Bangkok Bank 3.733% VRN 25/09/2034 Reg S	TH	USD	49,971	42,137	0.01
Wells Fargo & Co 5.013% VRN 04/04/2051 MTN	US	USD	35,754	41,667	0.01
Bank of America 2.676% VRN 19/06/2041 MTN	US	USD	43,569	37,736	0.01
Nordea Bank 4.625% VRN 13/09/2033 144A	FI	USD	38,776	37,679	0.01
Danske Bank 5.375% 12/01/2024 Reg S	DK	USD	37,440	36,106	0.01
UniCredit 2.20% VRN 22/07/2027 EMTN	IT	EUR	34,855	35,616	0.01
Danske Bank 3.001% VRN 20/09/2022 144A	DK	USD	40,592	35,460	0.01
Goldman Sachs Group 4.223% VRN 01/05/2029	US	USD	34,855	34,954	0.01
Commerzbank 8.125% 19/09/2023 Reg S	DE	USD	34,855	34,360	0.01
Caixa Geral de Depositos 10.75% VRN (Perpetual)	PT	EUR	31,485	33,807	0.01
Credit Suisse Group 3.869% VRN 12/01/2029 144A	CH	USD	34,855	33,336	0.01
Intesa Sanpaolo 2.125% 26/05/2025 EMTN	IT	EUR	29,426	31,409	0.01
Discover Bank 2.70% 06/02/2030	US	USD	34,855	31,273	0.01
Grupo Financiero Banorte	MX	MXN	7,812	29,478	0.01
TCS Group Holding GDR	CY	USD	1,336	27,417	0.01
UniCredit 7.296% VRN 02/04/2034 Reg S	IT	USD	26,529	26,230	0.01
Kaspi KZ	KZ	USD	705	26,003	0.01
Mitsubishi UFJ Financial Group 3.777% 02/03/2025	JP	USD	25,270	24,237	0.01
Morgan Stanley 2.699% VRN 22/01/2031 GMTN	US	USD	26,141	23,936	0.01
Rabobank 5.25% 04/08/2045	NL	USD	20,075	23,343	0.01
Park Aerospace Holdings 5.25% 15/08/2022 144A	KY	USD	26,141	23,120	0.01
BBVA 5.875% VRN (Perpetual)	ES	EUR	21,864	21,516	0.01
Bevco Lux Sarl 1.50% 16/09/2027	LU	EUR	21,096	21,374	0.01
Banco BPM 6.125% VRN (Perpetual)	IT	EUR	21,864	19,728	0.01
HSBC Holdings 6.375% VRN (Perpetual)	GB	USD	21,864	19,549	0.01
MSCI 3.875% 15/02/2031 144A	US	USD	20,075	18,007	0.01
Dresdner Funding Trust I 8.151% 30/06/2031 Reg S	US	USD	14,212	17,896	0.01
UBS Group 3.491% 23/05/2023 Reg S	CH	USD	19,606	17,546	0.01
Westpac Banking 4.322% VRN 23/11/2031 GMTN	AU	USD	17,427	16,842	0.01
JPMorgan Chase & Co. 2.956% VRN 13/05/2031	US	USD	18,081	16,536	0.01
Oversea-Chinese Bkg 1.832% VRN 10/09/2030 Reg S	SG	USD	18,081	15,490	0.01
ANZ 2.95% VRN 22/07/2030 Reg S	AU	USD	16,992	15,138	0.01
QBE Insurance Group 5.875% VRN (Perpetual) Reg S	AU	USD	13,140	12,068	0.00
CaixaBank 5.875% VRN (Perpetual)	ES	EUR	12,244	12,025	0.00
Natwest Group 8.625% VRN (Perpetual)	GB	USD	13,119	11,647	0.00
Sumitomo Mitsui Fin. Group 0.465% 30/05/2024 EMTN	JP	EUR	11,328	11,479	0.00
Citigroup 3.887% VRN 10/01/2028	US	USD	9,585	9,291	0.00
BPCE 3.50% 23/10/2027 144A	FR	USD	8,714	8,237	0.00
Westpac Banking 5.00% VRN (Perpetual)	AU	USD	8,476	7,374	0.00
Dresdner Funding Trust I 8.151% 30/06/2031 144A	US	USD	5,685	7,158	0.00
Phoenix Life 7.25% VRN (Perpetual)	GB	GBP	5,444	6,152	0.00
Assicurazioni Generali 6.269% VRN (Perpetual)	IT	GBP	3,061	3,693	0.00
QBE Insurance Group 5.875% VRN (Perpetual) 144A	AU	USD	1,666	1,530	0.00
				3,012,873	**1.02**

부동산

Equinix 2.625% 18/11/2024	US	USD	52,898	48,301	0.02
Equinix 2.15% 15/07/2030	US	USD	50,188	43,379	0.01
SHK Properties Capital Mks 2.875% 21/01/2030 EMTN	KY	USD	39,147	35,304	0.01
Equinix 2.90% 18/11/2026	US	USD	33,195	30,703	0.01
Blackstone Property Partners 1.75% 12/03/2029 EMTN	LU	EUR	26,350	26,661	0.01
WEA Finance 3.50% 15/06/2029 144A	US	USD	26,141	22,304	0.01
Agile Group Holdings 5.75% 02/01/2025 Reg S	KY	USD	20,729	17,747	0.01
Akelius 1.125% 11/01/2029 EMTN	NL	EUR	16,887	16,909	0.01
Yuzhou Properties 8.375% 30/10/2024	KY	USD	18,508	16,499	0.01
Mitsui Fudosan 3.65% 20/07/2027 Reg S	JP	USD	15,685	15,015	0.01
Equinix 3.00% 15/07/2050	US	USD	14,953	12,614	0.00
China Evergrande Group 8.90% 24/05/2021	KY	USD	10,179	8,363	0.00
Yuzhou Properties 8.50% 26/02/2024	KY	USD	5,830	5,217	0.00
				299,016	**0.10**

정부

Netherlands 0.00% 29/04/2021	NL	EUR	1,470,027	1,475,034	0.50
Italy 1.70% 01/09/2051	IT	EUR	1,286,400	1,313,964	0.44
US Treasury Infl. Indexed Bonds 0.125% 15/04/2025	US	USD	971,401	880,959	0.30
Japan Inflation Linked Bond 0.10% 10/03/2029	JP	JPY	59,242,215	484,930	0.16
European Union 0.00% 04/10/2030 EMTN	SU	EUR	431,866	447,759	0.15
US Treasury 0.00% 27/11/2020	US	USD	520,509	446,746	0.15
US Treasury 0.00% 12/11/2020	US	USD	520,105	446,415	0.15
US Treasury 0.00% 03/12/2020	US	USD	519,896	446,212	0.15
US Treasury 0.00% 05/11/2020	US	USD	519,822	446,178	0.15
US Treasury 0.00% 19/11/2020	US	USD	519,822	446,164	0.15
US Treasury 0.00% 10/12/2020	US	USD	519,768	446,096	0.15
European Union 0.10% 04/10/2040 EMTN	SU	EUR	327,414	332,721	0.11
Italy 2.35% 15/09/2024	IT	EUR	259,236	300,689	0.10
US Treasury Infl. Indexed Bonds 0.25% 15/01/2025	US	USD	261,192	260,679	0.09
US Treasury Infl. Indexed Bonds 0.125% 15/10/2024	US	USD	166,302	152,501	0.05
Japan Inflation Linked Bond 0.10% 10/03/2027	JP	JPY	16,825,870	139,735	0.05
Japan 0.10% 10/03/2028	JP	JPY	15,307,237	126,184	0.04
Italy 2.55% 15/09/2041	IT	EUR	61,732	99,556	0.03
Japan Inflation Linked Bond 0.10% 10/03/2024	JP	JPY	8,412,935	71,597	0.02
Spain Inflation Linked 0.65% 30/11/2027	ES	EUR	39,130	45,056	0.02
Mexico 5.00% 27/04/2051	MX	USD	37,390	36,699	0.01
Japan 0.20% 10/03/2030	JP	JPY	3,521,694	29,029	0.01
				8,874,903	**3.00**

개방형 펀드

Invesco Global Targeted Returns Fund UK	GB	GBP	217,055	558,554	0.19
				558,554	**0.19**

주식 연계 채권

UBS (Anhui Heli (A)) ELN 21/01/2022	CN	USD	5,734	10,373	0.00
HSBC (Beijing Roborock Tech. (A)) ELN 21/09/2021	CN	USD	54	5,616	0.00
UBS (Midea Group (A)) ELN 16/11/2020	CN	USD	465	4,657	0.00
HSBC (Midea Group (A)) ELN 23/11/2020	CN	USD	194	1,943	0.00
HSBC (Skshu Paint (A)) ELN 21/07/2021	CN	USD	63	1,207	0.00
HSBC (FPT (A)) ELN 23/11/2021	GB	USD	410	779	0.00
UBS (Midea Group (A)) ELN 21/07/2022	CN	USD	29	289	0.00
				24,864	**0.01**

커뮤니케이션 서비스

T-Mobile USA 3.60% 15/11/2060 144A	US	USD	75,463	63,852	0.02
T-Mobile USA 3.50% 15/04/2025 144A	US	USD	66,108	62,204	0.02
Euskaltel	ES	EUR	6,791	55,480	0.02
Netflix 3.625% 15/05/2027 Reg S	US	EUR	46,675	50,583	0.02
T-Mobile USA 4.50% 15/04/2050 144A	US	USD	47,599	48,068	0.02
T-Mobile USA 3.875% 15/04/2030 144A	US	USD	36,136	34,861	0.01
AT&T 3.50% 15/09/2053 Reg S	US	USD	28,616	23,334	0.01
AT&T 3.875% 15/01/2026	US	USD	20,075	19,509	0.01
AT&T 4.90% 15/06/2042	US	USD	18,951	19,203	0.01
				377,094	**0.13**

금융 상품

Kommunalbanken CP -0.545% 05/11/2020	NO	EUR	97,974	97,983	0.03
Rabobank CP -0.55% 10/02/2021	NZ	EUR	66,623	66,708	0.02
Allianz CP -0.41% 03/11/2020	DE	EUR	66,623	66,627	0.02
HSBC France CP -0.50% 01/04/2021	FR	EUR	58,785	58,916	0.02
Agence Centrale CP -0.56% 22/02/2021	FR	EUR	58,785	58,894	0.02
Citibank CD 0.00% 05/02/2021	US	EUR	58,785	58,874	0.02
Lloyds Bank CP -0.57% 14/01/2021	GB	EUR	58,785	58,856	0.02
Toyota Leasing CP -0.56% 14/01/2021	DE	EUR	58,785	58,854	0.02
Lloyds Bank CP -0.56% 07/01/2021	GB	EUR	58,785	58,850	0.02
Swedbank CP -0.54% 21/12/2020	SE	EUR	58,785	58,838	0.02
Dexia Credit Local CP -0.54% 21/12/2020	FR	EUR	58,785	58,835	0.02
KBC Bank CD 0.00% 21/12/2020	BE	EUR	58,785	58,833	0.02
Sumi Trust Bank CD 0.00% 16/12/2020	JP	EUR	58,785	58,830	0.02
Toyota Motor Finance CP -0.56% 16/12/2020	NL	EUR	58,785	58,827	0.02
Linde Finance CP -0.43% 04/12/2020	NL	EUR	58,785	58,816	0.02
Citibank CD 0.00% 04/12/2020	US	EUR	58,785	58,816	0.02
Oesterreichisch CP -.54% 27/11/2020	AT	EUR	58,785	58,810	0.02
Jyske Bank CP -0.545% 23/11/2020	DK	EUR	58,785	58,806	0.02
SMBC Brussels CP -0.53% 19/11/2020	BE	EUR	58,785	58,804	0.02
Archer Dan CP -0.53% 03/12/2020	US	EUR	58,785	58,800	0.02
Archer Dan CP -0.52% 01/12/2020	US	EUR	58,785	58,799	0.02
Soc Anonyme De CP -0.36% 06/11/2020	FR	EUR	58,785	58,791	0.02
Loreal CP -0.555% 05/11/2020	FR	EUR	58,785	58,790	0.02
Linde Finance CP -0.49% 18/01/2021	NL	EUR	39,190	39,237	0.01
Mizuho Bank CD 0.00% 07/01/2021	GB	EUR	39,190	39,232	0.01
Denmark CP -0.53% 04/01/2021	DK	EUR	39,190	39,232	0.01
SMBV Brussels CD 0.00% 24/12/2020	DE	EUR	39,190	39,225	0.01
Dexia Credit Local CP -0.48% 22/12/2020	FR	EUR	39,190	39,224	0.01
Svenska Handelsbanken CP -0.35% 18/12/2020	SE	EUR	39,190	39,219	0.01
Nordea Bank CP -0.55% 17/12/2020	FI	EUR	39,190	39,219	0.01
Nordea Bank CP -0.50% 10/12/2020	FI	EUR	39,190	39,215	0.01
Nordea Bank CP -0.4% 07/12/2020	FI	EUR	39,190	39,213	0.01
Swedbank CP -0.38% 01/12/2020	SE	EUR	39,190	39,210	0.01

현재 투자종목 명세서 2020년 10월 31일

	국가 코드	CCY	주식 또는 명목	시장 가격 EUR	% 순자산
SMBC Brussels CD 0.00% 23/11/2020	BE	EUR	39,190	39,205	0.01
Agence Centrale CP -0.52% 23/11/2020	FR	EUR	39,190	39,205	0.01
Agence Centrale CP -0.33% 06/11/2020	FR	EUR	39,190	39,194	0.01
Rabobank Ned CP -0.40% 05/11/2020	NL	EUR	39,190	39,193	0.01
Credit Suisse CD 0.00% 12/11/2020	GB	EUR	31,352	31,359	0.01
Mizuho Bank CD 0.00% 05/11/2020	GB	EUR	31,352	31,355	0.01
Goldman Sachs CD 0.00% 07/05/2021	GB	EUR	29,392	29,474	0.01
BOA International CD 0.00% 08/01/2021	IE	EUR	29,392	29,424	0.01
P&G CP -0.49% 03/12/2020	US	EUR	27,433	27,447	0.01
Deutsche Bahn CP -0.555% 30/11/2020	DE	EUR	27,433	27,447	0.01
Svenska Handelsbanken CP -0.49% 24/05/2021	SE	EUR	19,595	19,656	0.01
Swedbank CP -.053% 21/04/2021	SE	EUR	19,595	19,646	0.01
Nordea Bank CP -0.54% 19/04/2021	FI	EUR	19,595	19,643	0.01
Svenska Handelsbanken CP -0.52% 22/02/2021	SE	EUR	19,595	19,630	0.01
Paccar Finance Euro CP -0.53% 05/01/2021	NL	EUR	19,595	19,615	0.01
Swedbank CP -0.55% 17/12/2020	SE	EUR	19,595	19,611	0.01
HSBC France CP -0.15% 09/11/2020	FR	EUR	19,595	19,598	0.01
Deutsche Bahn CP -0.555% 30/11/2020	DE	EUR	11,757	11,763	0.00
				2,282,648	**0.77**

목록에 없음

유틸리티

TXU Europe Funding 7.00% 30/11/2005 (Defaulted)*	GB	EUR	60,102	1	0.00
TXU Eastern Funding 6.45% 15/05/2005 (Defaulted)*	GB	USD	8,783	0	0.00
				1	**0.00**

소재

Farmers Bus Perpetual (Pref'd)*	US	USD	3,392	96,233	0.03
FARMERS BU SR F 0% (Pref'd) (Perpetual)*	US	USD	2,289	64,952	0.02
				161,185	**0.05**

산업재

Tradeshift Holdings*	US	USD	6,286	32,372	0.01
Blue Skyview 15.758% VRN (Perpetual) (Defaulted)	VG	USD	13,603	2,940	0.00
Jain Int'l Trading 7.125% 01/02/2022 (Defaulted)	NL	USD	8,513	1,425	0.00
				36,737	**0.01**

정보 기술

Innoviz Technology Service*	IL	USD	12,102	87,309	0.03
Sensetime Group*	CN	USD	17,161	5,208	0.00
Nuoxi Capital 5.35% 24/01/2023 (Defaulted)	VG	USD	11,197	961	0.00
				93,478	**0.03**

소비재

Virgin Media Secured Fin. 4.125% 15/08/2030	GB	GBP	110,916	120,973	0.04
Top Wise Excellence 6.00% 16/03/2020 (Defaulted)	VG	USD	13,048	1,215	0.00
				122,188	**0.04**

건강

Grail*	US	USD	763	7,791	0.00
				7,791	**0.00**

금융

Transferwise*	GB	USD	927	99,427	0.03
Transferwise (Pref'd)*	GB	USD	632	67,802	0.02
Tianjin State-OCI. & Management. 1.60% 17/12/2039*	CN	USD	30,471	5,362	0.00
Yihua Overseas Invest. 8.50% 23/10/2020 (Defaulted)	VG	USD	9,994	686	0.00
				173,277	**0.06**

부동산

Intu SGS Fin. 3.875% 17/03/2023 EMTN (Defaulted)	GB	GBP	37,033	23,857	0.01
Modernland Overseas Pte 6.95% 13/04/2024	SG	USD	8,884	3,085	0.00
JGC Ventures 10.75% 30/08/2021 (Defaulted)	SG	USD	7,958	2,801	0.00
Intu Debenture 5.562% 31/12/2027 (Defaulted)	GB	GBP	1,799	1,050	0.00
				30,793	**0.01**

단주				(4)	(0.00)
총 투자 (비용 EUR 264,415,811)				**270,452,475**	**91.36**

예금

Barclays Bank TD -0.55% 02/11/2020	GB	EUR	293,923	293,923	0.10
KBC Bank TD -0.56% 02/11/2020	BE	EUR	235,139	235,139	0.08
Bred Banque TD -0.58% 02/11/2020	FR	EUR	235,139	235,139	0.08
Credit Agricole TD -0.55% 02/11/2020	FR	EUR	124,041	124,041	0.04
				888,242	**0.30**
(예금 포함) 총 투자				**271,340,717**	**91.66**

차액 거래 계약

	CCY	기본 노출	미실현 이익 / (손실) EUR	% 순자산
MSCI Europe VI Eur Net (JPLS)	EUR	2,214,545	(120,281)	(0.04)
			(120,281)	**(0.04)**

신용 디폴트 스왑 (Credit Default Swap)

	CCY	기본 노출	미실현 이익 / (손실) EUR	% 순자산
매수 보호 Commerzbk 4% 20/12/2025	EUR	349,131	23,815	0.01
매수 보호 브라질 4.25% 20/12/2025	USD	169,636	8,277	0.00
매도 보호 CDX NA HY S35 5 년 20/12/202	USD	225,847	6,888	0.00
매수 보호 Lloyds Bank 4.5% 20/12/2025	EUR	213,613	4,960	0.00
매수 보호 Repsol Int'l Fin 2.25% 20/12/2025	EUR	401,673	3,905	0.00
매수 보호 4.375% 20/12/2025	EUR	142,409	3,850	0.00
매수 보호 Munich Re 7.625% 20/12/2020	EUR	50,188	(59)	(0.00)
매수 보호 XL Capital Yank 6.25% 20/12/2020	USD	100,377	(117)	(0.00)
매수 보호 Quest Diagnostic 6.95% 20/06/2021	USD	30,113	(155)	(0.00)
매수 보호 Lincoln National 3.35% 20/12/2025	USD	64,241	(244)	(0.00)
매수 보호 Conocophillips 5.9% 20/06/2022	USD	36,136	(335)	(0.00)
매수 보호 Avnet 4.875% 20/06/2025	USD	50,188	(356)	(0.00)
매수 보호 Avnet 4.875% 20/06/2022	USD	37,139	(372)	(0.00)
매수 보호 Aig International 6.25% 20/12/2025	USD	64,241	(677)	(0.00)
매수 보호 Wells Fargo 3.069% 20/12/2025	USD	78,294	(1,128)	(0.00)
매수 보호 CDX NA HY S35 5 년 20/12/202	USD	47,926	(1,462)	(0.00)
매수 보호 Dow Chemical 7.375% 20/12/2025	USD	220,828	(2,801)	(0.00)
매수 보호 iTraxx Xover S34 20/12/2025	EUR	56,639	(3,404)	(0.00)
매수 보호 Viacomcbs 4.75% 20/12/2025	USD	308,909	(3,594)	(0.00)
매수 보호 일반사항 Motors 4.875% 20/12/2025	USD	178,670	(27,199)	(0.01)
			9,792	**0.00**

선물환 계약

	기본 노출 EUR	미실현 이익 / (손실) EUR	% 순자산
구입 USD 판매 EUR 에 1.18657 12/11/2020	1,866,148	34,093	0.01
구입 USD 판매 NOK 에 0.11227 12/11/2020	281,878	19,902	0.01
구입 USD 판매 EUR 에 1.18663 12/11/2020	458,015	8,391	0.00
구입 USD 판매 SEK 에 0.11499 12/11/2020	295,195	6,506	0.00
구입 USD 판매 GBP 에 1.31668 12/11/2020	301,289	4,920	0.00
구입 USD 판매 EUR 에 1.19905 12/11/2020	150,098	4,350	0.00
구입 USD 판매 SEK 에 0.11393 12/11/2020	308,591	3,906	0.00
구입 USD 판매 AUD 에 0.71980 12/11/2020	162,456	3,873	0.00
구입 USD 판매 NOK 에 0.11326 12/11/2020	46,782	3,749	0.00
구입 EUR 판매 NOK 에 0.09148 19/11/2020	221,824	3,724	0.00
구입 USD 판매 CAD 에 0.76029 12/11/2020	297,635	3,682	0.00
구입 SEK 판매 EUR 에 10.41988 16/11/2020	404,261	2,423	0.00
구입 USD 판매 NOK 에 0.10910 12/11/2020	53,603	2,166	0.00
구입 USD 판매 AUD 에 0.72481 12/11/2020	63,539	1,968	0.00
구입 USD 판매 EUR 에 1.18181 12/11/2020	133,397	1,892	0.00
구입 CHF 판매 EUR 에 1.07699 16/11/2020	189,022	1,701	0.00
구입 USD 판매 EUR 에 1.18193 12/11/2020	116,470	1,664	0.00
구입 USD 판매 EUR 에 1.19298 12/11/2020	68,079	1,618	0.00
구입 USD 판매 GBP 에 1.30368 12/11/2020	244,186	1,537	0.00
구입 USD 판매 EUR 에 1.17171 06/11/2020	262,283	1,481	0.00
구입 EUR 판매 AUD 에 0.61115 19/11/2020	112,264	1,471	0.00
구입 USD 판매 CAD 에 0.75930 12/11/2020	125,713	1,389	0.00
구입 USD 판매 EUR 에 1.18276 12/11/2020	90,889	1,363	0.00
구입 NZD 판매 USD 에 1.53290 12/11/2020	86,941	1,312	0.00
구입 USD 판매 EUR 에 1.18862 12/11/2020	63,098	1,264	0.00
구입 USD 판매 GBP 에 1.30466 12/11/2020	174,287	1,229	0.00
구입 USD 판매 AUD 에 0.72572 12/11/2020	35,711	1,153	0.00
구입 USD 판매 AUD 에 0.73301 12/11/2020	26,828	1,144	0.00
구입 AUD 판매 EUR 에 1.67401 19/11/2020	111,170	1,094	0.00
구입 JPY 판매 EUR 에 125.06129 12/11/2020	41,260	1,093	0.00
구입 USD 판매 EUR 에 1.18412 12/11/2020	56,468	913	0.00
구입 USD 판매 DKK 에 0.15941 12/11/2020	49,860	913	0.00
구입 USD 판매 EUR 에 1.18495 06/11/2020	50,299	856	0.00
구입 USD 판매 EUR 에 1.16878 03/12/2020	312,943	794	0.00
구입 USD 판매 SEK 에 0.11580 12/11/2020	26,951	788	0.00
구입 NZD 판매 EUR 에 1.77605 19/11/2020	85,865	785	0.00

현재 투자종목 명세서서 2020년 10월 31일

	기본 노출 EUR	미실현 이익 / (손실) EUR	% 순자산
구입 CAD 판매 USD 에 1.33863 06/11/2020	147,805	782	0.00
구입 USD 판매 SEK 에 0.11410 12/11/2020	54,328	767	0.00
구입 USD 판매 EUR 에 1.17604 12/11/2020	79,644	735	0.00
구입 USD 판매 EUR 에 1.17312 12/11/2020	107,723	724	0.00
구입 EUR 판매 AUD 에 0.60593 12/11/2020	160,153	694	0.00
구입 SEK 판매 USD 에 8.90860 12/11/2020	301,862	691	0.00
구입 USD 판매 SEK 에 0.11438 12/11/2020	41,123	685	0.00
구입 USD 판매 GBP 에 1.29760 03/12/2020	448,230	660	0.00
구입 USD 판매 EUR 에 1.19881 12/11/2020	22,551	649	0.00
구입 USD 판매 EUR 에 1.19143 12/11/2020	28,353	636	0.00
구입 USD 판매 EUR 에 1.18738 12/11/2020	30,534	579	0.00
구입 USD 판매 SEK 에 0.11468 12/11/2020	27,263	525	0.00
구입 USD 판매 NOK 에 0.10729 12/11/2020	22,646	524	0.00
구입 USD 판매 SEK 에 0.11385 12/11/2020	41,941	499	0.00
구입 USD 판매 EUR 에 1.17503 12/11/2020	50,472	422	0.00
구입 USD 판매 EUR 에 1.18295 12/11/2020	27,300	414	0.00
구입 USD 판매 EUR 에 1.17277 12/11/2020	63,935	411	0.00
구입 JPY 판매 USD 에 105.67120 06/11/2020	37,869	402	0.00
구입 USD 판매 EUR 에 1.17686 06/11/2020	39,363	396	0.00
구입 USD 판매 EUR 에 1.17991 06/11/2020	30,779	390	0.00
구입 USD 판매 EUR 에 1.17324 12/11/2020	56,922	389	0.00
구입 USD 판매 EUR 에 1.18429 12/11/2020	23,667	386	0.00
구입 USD 판매 AUD 에 0.71767 12/11/2020	18,134	378	0.00
구입 USD 판매 EUR 에 1.18018 12/11/2020	29,231	374	0.00
구입 USD 판매 EUR 에 1.18311 12/11/2020	23,056	353	0.00
구입 USD 판매 CAD 에 0.76056 12/11/2020	27,461	350	0.00
구입 USD 판매 CAD 에 0.76014 12/11/2020	27,246	332	0.00
구입 USD 판매 AUD 에 0.71603 12/11/2020	17,969	332	0.00
구입 USD 판매 CAD 에 0.75290 12/11/2020	128,609	325	0.00
구입 CAD 판매 EUR 에 1.55453 19/11/2020	185,780	321	0.00
구입 USD 판매 NZD 에 0.66638 12/11/2020	50,336	318	0.00
구입 USD 판매 GBP 에 1.31793 12/11/2020	18,075	313	0.00
구입 NOK 판매 USD 에 9.54681 12/11/2020	281,568	309	0.00
구입 USD 판매 EUR 에 1.19678 12/11/2020	11,316	306	0.00
구입 JPY 판매 USD 에 105.67820 12/11/2020	27,816	299	0.00
구입 USD 판매 GBP 에 1.30398 12/11/2020	45,614	298	0.00
구입 GBP 판매 EUR 에 0.91936 12/11/2020	13,028	288	0.00
구입 GBP 판매 EUR 에 0.90578 19/11/2020	39,966	276	0.00
구입 NZD 판매 USD 에 1.52490 12/11/2020	27,563	270	0.00
구입 USD 판매 NOK 에 0.10817 12/11/2020	8,074	255	0.00
구입 USD 판매 SEK 에 0.11390 12/11/2020	18,212	226	0.00
구입 USD 판매 EUR 에 1.18257 12/11/2020	15,209	226	0.00
구입 USD 판매 SEK 에 0.11382 12/11/2020	18,273	213	0.00
구입 USD 판매 EUR 에 1.18166 06/11/2020	15,015	213	0.00
구입 USD 판매 EUR 에 1.19250 12/11/2020	8,994	210	0.00
구입 CAD 판매 USD 에 1.33809 12/11/2020	42,337	207	0.00
구입 GBP 판매 EUR 에 0.90746 12/11/2020	19,324	172	0.00
구입 JPY 판매 USD 에 105.44390 12/11/2020	18,380	156	0.00
구입 USD 판매 CAD 에 0.75606 12/11/2020	22,706	153	0.00
구입 GBP 판매 USD 에 0.77253 12/11/2020	178,356	148	0.00
구입 USD 판매 EUR 에 1.18349 12/11/2020	9,045	141	0.00
구입 USD 판매 EUR 에 1.17187 06/11/2020	24,025	139	0.00
구입 USD 판매 AUD 에 0.70494 12/11/2020	51,310	139	0.00
구입 JPY 판매 USD 에 105.97211 12/11/2020	9,221	125	0.00
구입 USD 판매 EUR 에 1.18510 12/11/2020	7,299	124	0.00
구입 CNY 판매 USD 에 6.78220 19/01/2021	16,672	124	0.00
구입 USD 판매 EUR 에 1.18136 12/11/2020	8,681	120	0.00
구입 USD 판매 EUR 에 1.18081 12/11/2020	8,974	120	0.00
구입 USD 판매 CHF 에 1.10342 12/11/2020	11,036	119	0.00
구입 USD 판매 EUR 에 1.17835 12/11/2020	10,198	114	0.00
구입 USD 판매 CAD 에 0.76042 12/11/2020	9,116	114	0.00
구입 KRW 판매 USD 에 1168.68000 04/01/2021	3,942	114	0.00
구입 USD 판매 GBP 에 1.30993 12/11/2020	9,164	102	0.00
구입 USD 판매 CAD 에 0.75150 06/11/2020	148,587	101	0.00
구입 USD 판매 GBP 에 1.30282 12/11/2020	16,025	90	0.00
구입 CHF 판매 USD 에 0.92171 06/11/2020	14,306	86	0.00
구입 USD 판매 EUR 에 1.18162 16/11/2020	5,145	72	0.00
구입 USD 판매 EUR 에 1.18706 12/11/2020	3,773	71	0.00
구입 USD 판매 CAD 에 0.76265 12/11/2020	4,530	70	0.00
구입 SEK 판매 USD 에 9.01063 04/01/2021	4,144	61	0.00
구입 GBP 판매 USD 에 0.77884 12/11/2020	6,753	61	0.00
구입 USD 판매 EUR 에 1.19339 12/11/2020	2,339	56	0.00
구입 USD 판매 GBP 에 1.30064 12/11/2020	12,223	48	0.00
구입 JPY 판매 USD 에 105.56800 12/11/2020	4,652	45	0.00
구입 USD 판매 EUR 에 1.17809 12/11/2020	4,046	44	0.00
구입 USD 판매 EUR 에 1.19106 12/11/2020	1,909	42	0.00
구입 USD 판매 AUD 에 0.70615 06/11/2020	8,439	38	0.00
구입 NZD 판매 USD 에 1.51353 12/11/2020	16,634	38	0.00
구입 JPY 판매 USD 에 105.05114 12/11/2020	7,690	37	0.00
구입 USD 판매 EUR 에 1.16568 12/11/2020	102,495	35	0.00
구입 JPY 판매 USD 에 104.91992 12/11/2020	6,158	22	0.00
구입 USD 판매 EUR 에 1.17954 16/11/2020	1,400	17	0.00
구입 SGD 판매 USD 에 1.37102 04/01/2021	3,914	16	0.00
구입 EUR 판매 GBP 에 1.11282 12/11/2020	16,369	15	0.00
구입 USD 판매 CHF 에 1.09256 06/11/2020	14,392	14	0.00
구입 USD 판매 CAD 에 0.75137 12/11/2020	27,773	14	0.00
구입 USD 판매 GBP 에 1.29635 06/11/2020	19,378	13	0.00
구입 USD 판매 EUR 에 1.17357 16/11/2020	1,581	11	0.00
구입 USD 판매 EUR 에 1.16547 12/11/2020	66,302	11	0.00
구입 USD 판매 EUR 에 1.17260 16/11/2020	1,557	10	0.00
구입 NZD 판매 EUR 에 1.76029 19/11/2020	49,878	9	0.00
구입 GBP 판매 USD 에 0.77252 12/11/2020	7,587	6	0.00
구입 USD 판매 EUR 에 1.16537 12/11/2020	67,546	5	0.00
구입 USD 판매 JPY 에 0.00956 06/11/2020	38,271	1	0.00
구입 JPY 판매 USD 에 104.52440 03/12/2020	38,285	(2)	(0.00)
구입 USD 판매 GBP 에 1.29520 06/11/2020	13,051	(3)	(0.00)
구입 EUR 판매 USD 에 0.85601 16/11/2020	1,475	(4)	(0.00)
구입 EUR 판매 JPY 에 0.00820 19/11/2020	6,819	(7)	(0.00)
구입 EUR 판매 USD 에 0.85197 16/11/2020	1,358	(10)	(0.00)
구입 USD 판매 GBP 에 1.29523 12/11/2020	54,681	(12)	(0.00)
구입 EUR 판매 USD 에 0.85446 04/01/2021	3,997	(12)	(0.00)
구입 JPY 판매 USD 에 104.52800 12/11/2020	50,880	(13)	(0.00)
구입 CHF 판매 USD 에 0.91457 03/12/2020	14,418	(14)	(0.00)
구입 USD 판매 JPY 에 0.00954 12/11/2020	7,965	(18)	(0.00)
구입 PLN 판매 USD 에 3.80446 12/11/2020	453	(18)	(0.00)
구입 GBP 판매 USD 에 0.77085 12/11/2020	13,838	(19)	(0.00)
구입 EUR 판매 USD 에 0.85007 16/11/2020	2,067	(19)	(0.00)
구입 PLN 판매 USD 에 3.88560 12/11/2020	1,220	(23)	(0.00)
구입 PLN 판매 USD 에 3.87827 12/11/2020	1,111	(23)	(0.00)
구입 USD 판매 GBP 에 1.29461 03/12/2020	28,821	(24)	(0.00)
구입 CAD 판매 USD 에 1.33115 12/11/2020	78,257	(24)	(0.00)
구입 EUR 판매 USD 에 0.84759 16/11/2020	2,317	(28)	(0.00)
구입 USD 판매 GBP 에 1.29104 12/11/2020	9,355	(32)	(0.00)
구입 GBP 판매 USD 에 0.76756 12/11/2020	6,380	(36)	(0.00)
구입 AUD 판매 USD 에 1.41594 03/12/2020	8,478	(38)	(0.00)
구입 USD 판매 JPY 에 0.00948 12/11/2020	4,634	(43)	(0.00)
구입 USD 판매 SEK 에 0.11214 12/11/2020	13,862	(45)	(0.00)
구입 CHF 판매 USD 에 0.90844 12/11/2020	5,930	(49)	(0.00)
구입 GBP 판매 USD 에 0.76809 06/11/2020	10,886	(54)	(0.00)
구입 CAD 판매 USD 에 1.32630 12/11/2020	13,849	(55)	(0.00)
구입 EUR 판매 USD 에 0.85104 12/11/2020	7,794	(65)	(0.00)
구입 GBP 판매 USD 에 0.76604 12/11/2020	9,212	(70)	(0.00)
구입 CAD 판매 USD 에 1.32935 12/11/2020	41,809	(70)	(0.00)
구입 EUR 판매 GBP 에 1.10852 12/11/2020	24,819	(72)	(0.00)
구입 GBP 판매 USD 에 0.76815 06/11/2020	15,277	(75)	(0.00)
구입 EUR 판매 USD 에 0.85233 12/11/2020	11,821	(80)	(0.00)
구입 AUD 판매 USD 에 1.39789 12/11/2020	4,613	(80)	(0.00)
구입 GBP 판매 USD 에 0.76506 12/11/2020	9,311	(82)	(0.00)
구입 EUR 판매 USD 에 0.84988 12/11/2020	8,718	(84)	(0.00)
구입 EUR 판매 USD 에 0.85474 12/11/2020	23,248	(93)	(0.00)
구입 EUR 판매 USD 에 0.84402 12/11/2020	5,909	(97)	(0.00)
구입 CAD 판매 USD 에 1.33058 03/12/2020	148,700	(100)	(0.00)
구입 CAD 판매 USD 에 1.31469 12/11/2020	8,333	(106)	(0.00)
구입 AUD 판매 USD 에 1.40400 06/11/2020	8,550	(111)	(0.00)
구입 EUR 판매 USD 에 0.85401 12/11/2020	24,685	(119)	(0.00)
구입 SEK 판매 USD 에 8.85490 12/11/2020	32,421	(122)	(0.00)
구입 EUR 판매 USD 에 0.84675 12/11/2020	9,254	(123)	(0.00)
구입 EUR 판매 NZD 에 0.56767 19/11/2020	132,106	(123)	(0.00)
구입 PLN 판매 USD 에 3.69688 12/11/2020	1,995	(132)	(0.00)
구입 EUR 판매 GBP 에 1.09721 12/11/2020	12,504	(164)	(0.00)
구입 NZD 판매 USD 에 1.50270 12/11/2020	38,213	(187)	(0.00)
구입 EUR 판매 JPY 에 0.00808 19/11/2020	12,528	(194)	(0.00)
구입 USD 판매 GBP 에 1.28873 12/11/2020	38,162	(200)	(0.00)
구입 EUR 판매 USD 에 0.84639 12/11/2020	14,667	(201)	(0.00)
구입 EUR 판매 CAD 에 0.64268 19/11/2020	75,716	(202)	(0.00)
구입 EUR 판매 USD 에 0.84583 16/11/2020	14,310	(204)	(0.00)
구입 EUR 판매 USD 에 0.84454 12/11/2020	12,890	(205)	(0.00)
구입 CAD 판매 USD 에 1.30102 12/11/2020	9,265	(213)	(0.00)
구입 USD 판매 NZD 에 0.65702 12/11/2020	28,191	(221)	(0.00)
구입 EUR 판매 USD 에 0.83583 12/11/2020	9,881	(257)	(0.00)
구입 EUR 판매 GBP 에 1.10529 12/11/2020	44,324	(258)	(0.00)
구입 AUD 판매 USD 에 1.39639 12/11/2020	14,191	(260)	(0.00)
구입 USD 판매 GBP 에 1.28036 12/11/2020	23,466	(275)	(0.00)
구입 NOK 판매 USD 에 9.43940 12/11/2020	27,728	(282)	(0.00)
구입 EUR 판매 USD 에 0.84628 06/11/2020	20,185	(282)	(0.00)
구입 USD 판매 GBP 에 1.28638 12/11/2020	41,728	(295)	(0.00)
구입 EUR 판매 USD 에 0.83660 12/11/2020	11,870	(298)	(0.00)
구입 GBP 판매 USD 에 0.74527 12/11/2020	8,959	(309)	(0.00)
구입 USD 판매 CAD 에 0.74801 12/11/2020	78,578	(312)	(0.00)
구입 EUR 판매 USD 에 0.85279 06/11/2020	49,509	(317)	(0.00)
구입 EUR 판매 USD 에 0.84372 12/11/2020	19,870	(334)	(0.00)
구입 GBP 판매 USD 에 0.76351 12/11/2020	32,055	(348)	(0.00)
구입 EUR 판매 GBP 에 1.10497 12/11/2020	60,241	(368)	(0.00)
구입 EUR 판매 USD 에 0.84335 12/11/2020	22,313	(385)	(0.00)
구입 EUR 판매 USD 에 0.84703 12/11/2020	32,396	(420)	(0.00)
구입 EUR 판매 GBP 에 1.10962 12/11/2020	220,505	(425)	(0.00)
구입 EUR 판매 USD 에 0.84242 12/11/2020	23,642	(434)	(0.00)
구입 EUR 판매 USD 에 0.84240 12/11/2020	23,695	(435)	(0.00)
구입 GBP 판매 USD 에 0.76516 12/11/2020	50,668	(442)	(0.00)
구입 EUR 판매 USD 에 0.84376 12/11/2020	28,940	(486)	(0.00)

현재 투자종목 명세서서 2020년 10월 31일

	기본 노출 EUR	미실현 이익 / (손실) EUR	% 순자산
구입 EUR 판매 USD 에 0.84773 06/11/2020	40,408	(497)	(0.00)
구입 NOK 판매 USD 에 8.97158 12/11/2020	9,197	(545)	(0.00)
구입 SEK 판매 USD 에 8.67080 12/11/2020	22,930	(561)	(0.00)
구입 CAD 판매 USD 에 1.31821 12/11/2020	66,133	(663)	(0.00)
구입 GBP 판매 USD 에 0.77078 06/11/2020	448,819	(664)	(0.00)
구입 PLN 판매 USD 에 3.72271 12/11/2020	11,481	(685)	(0.00)
구입 EUR 판매 USD 에 0.84363 12/11/2020	42,101	(713)	(0.00)
구입 USD 판매 JPY 에 0.00947 12/11/2020	75,636	(739)	(0.00)
구입 EUR 판매 USD 에 0.85609 06/11/2020	313,555	(798)	(0.00)
구입 NOK 판매 EUR 에 10.95538 19/11/2020	56,182	(805)	(0.00)
구입 CAD 판매 USD 에 1.31637 12/11/2020	73,342	(837)	(0.00)
구입 AUD 판매 USD 에 1.40234 12/11/2020	60,192	(849)	(0.00)
구입 EUR 판매 USD 에 0.85607 12/11/2020	355,164	(865)	(0.00)
구입 AUD 판매 USD 에 1.35490 12/11/2020	18,500	(878)	(0.00)
구입 EUR 판매 USD 에 0.83992 12/11/2020	41,895	(891)	(0.00)
구입 EUR 판매 AUD 에 0.60190 12/11/2020	384,703	(904)	(0.00)
구입 NZD 판매 USD 에 1.49108 12/11/2020	73,593	(927)	(0.00)
구입 AUD 판매 USD 에 1.38999 12/11/2020	45,833	(1,045)	(0.00)
구입 EUR 판매 USD 에 0.85226 12/11/2020	157,579	(1,083)	(0.00)
구입 EUR 판매 USD 에 0.84617 12/11/2020	84,561	(1,182)	(0.00)
구입 USD 판매 JPY 에 0.00941 12/11/2020	74,945	(1,195)	(0.00)
구입 AUD 판매 USD 에 1.38572 12/11/2020	51,027	(1,316)	(0.00)
구입 NOK 판매 USD 에 8.97703 12/11/2020	23,070	(1,353)	(0.00)
구입 EUR 판매 NZD 에 0.56220 19/11/2020	136,538	(1,441)	(0.00)
구입 EUR 판매 USD 에 0.84761 12/11/2020	125,543	(1,543)	(0.00)
구입 EUR 판매 USD 에 0.84284 12/11/2020	86,571	(1,545)	(0.00)
구입 USD 판매 JPY 에 0.00949 12/11/2020	227,489	(1,657)	(0.00)
구입 AUD 판매 USD 에 1.38260 12/11/2020	59,698	(1,671)	(0.00)
구입 EUR 판매 USD 에 0.84277 12/11/2020	104,601	(1,877)	(0.00)
구입 NOK 판매 USD 에 8.99863 12/11/2020	46,409	(2,617)	(0.00)
구입 GBP 판매 USD 에 0.75898 12/11/2020	161,976	(2,709)	(0.00)
구입 SEK 판매 USD 에 8.69658 12/11/2020	131,423	(2,834)	(0.00)
구입 NOK 판매 EUR 에 10.85198 16/11/2020	142,823	(3,364)	(0.00)
구입 EUR 판매 USD 에 0.84324 12/11/2020	219,800	(3,823)	(0.00)
구입 USD 판매 GBP 에 1.28423 06/11/2020	441,760	(3,834)	(0.00)
구입 EUR 판매 GBP 에 1.09720 16/11/2020	348,271	(4,543)	(0.00)
구입 NOK 판매 USD 에 9.28964 12/11/2020	202,621	(5,242)	(0.00)
구입 EUR 판매 JPY 에 0.00803 19/11/2020	306,647	(6,577)	(0.00)
구입 EUR 판매 USD 에 0.84568 19/11/2020	1,835,152	(26,411)	(0.01)
구입 EUR 판매 GBP 에 1.10323 19/11/2020	12,238,352	(92,658)	(0.03)
구입 EUR 판매 USD 에 0.84567 19/11/2020	34,321,368	(494,274)	(0.17)
		(536,415)	**(0.18)**

선물

	CCY	기본 노출	미실현 이익 / (손실) EUR	% 순자산
Euro-Bund Bond Future 08/12/2020	EUR	4,695,845	24,339	0.01
FTSE 250 Index Future 18/12/2020	GBP	(172,046)	3,889	0.00
US Long Bond Future 21/12/2020	USD	(157,621)	3,398	0.00
10 Year Mini JGB Bond Future 11/12/2020	JPY	134,617,480	1,301	0.00
호주 10 년 Bond Future 15/12/2020	AUD	225,964	407	0.00
US Treasury Note 2 Year Bond Future 31/12/2020	USD	48,108	(2)	(0.00)
Japan 10 Year Bond Future 14/12/2020	JPY	(16,799,187)	(217)	(0.00)
Euro-Schatz Bond Future 08/12/2020	EUR	(146,018)	(227)	(0.00)
Canadian 10 Year Bond Future 18/12/2020	CAD	306,346	(407)	(0.00)
US Treasury Note 5 Year Bond Future 31/12/2020	USD	920,573	(1,702)	(0.00)
Long Gilt Bond Future 29/12/2020	GBP	480,820	(2,340)	(0.00)
US Ultra Bond Future 21/12/2020	USD	153,774	(2,858)	(0.00)
Euro-Bobl Bond Future 08/12/2020	EUR	(187,901)	(4,778)	(0.00)
US Treasury Note 10 Year Bond Future 21/12/2020	USD	1,287,583	(5,483)	(0.00)
미국 10 년 Ultra Bond Future 21/12/2020	USD	579,981	(6,720)	(0.00)
Euro-BTP Bond Future 08/12/2020	EUR	(2,100,978)	(19,735)	(0.01)
Euro Buxl 30 Year Bond Future 08/12/2020	EUR	(1,053,760)	(31,016)	(0.01)
S&P TSX 60 Index Future 17/12/2020	CAD	4,366,434	(141,523)	(0.05)
E-Mini Russ 1000 Index Future 18/12/2020	USD	7,573,166	(216,766)	(0.07)
MSCI Europe Index Future 18/12/2020	EUR	3,394,117	(245,805)	(0.08)
			(646,245)	**(0.22)**

금리 스왑

	CCY	기본 노출	미실현 이익 / (손실) EUR	% 순자산
Receive fixed 1.0872% pay float. (6m AUD BB) 27/03/2030	AUD	165,128	3,333	0.00
Receive fixed 0.4123% pay float. (6m CHF LIBOR) 04/06/2028	CHF	31,304	2,045	0.00
Receive fixed 0.2985% pay float. (6m CHF LIBOR) 31/07/2027	CHF	37,017	1,988	0.00
Receive fixed 0.9117% pay float. (6m AUD BB) 01/05/2030	AUD	119,738	1,199	0.00
Receive fixed 0.5323% pay float. (6m CHF LIBOR) 12/11/2028	CHF	13,695	1,049	0.00
Receive fixed 0.1818% pay float. (6m CHF LIBOR) 04/09/2027	CHF	15,065	699	0.00
Receive fixed 0.8077% pay float. (6m AUD BB) 17/07/2030	AUD	195,258	610	0.00
Receive fixed 0.4098% pay float. (6m CHF LIBOR) 04/04/2028	CHF	8,609	555	0.00
Receive fixed 0.3598% pay float. (3m STIBOR) 26/05/2030	SEK	314,213	252	0.00
Pay fixed -0.008% receive float. (6m JPY LIBOR) 26/05/2030	JPY	3,159,351	135	0.00
Pay fixed 0.5103% receive float. (3m NZ) 13/10/2030	NZD	120,129	36	0.00
Receive fixed -0.34% pay float. (6m CHF LIBOR) 10/08/2030	CHF	3,522	11	0.00
Receive fixed 0.2778% pay float. (3m STIBOR) 10/08/2030	SEK	61,434	(3)	(0.00)
Receive fixed 0.7477% pay float. (6m AUD BB) 07/08/2030	AUD	16,435	(11)	(0.00)
Receive fixed 0.7487% pay float. (6m AUD BB) 06/10/2030	AUD	63,390	(89)	(0.00)
Pay fixed 0.061% receive float. (6m JPY LIBOR) 25/03/2030	JPY	7,466,773	(112)	(0.00)
Pay fixed -0.2458% receive float. (6m EURIBOR) 10/08/2030	EUR	32,869	(118)	(0.00)
Pay fixed 1.2025% receive float. (3m NZ) 19/08/2029	NZD	3,913	(152)	(0.00)
Pay fixed 0.0952% receive float. (6m JPY LIBOR) 16/12/2029	JPY	4,157,946	(185)	(0.00)
Pay fixed -0.2058% receive float. (6m EURIBOR) 09/03/2030	EUR	22,304	(207)	(0.00)
Pay fixed 0.6443% receive float. (3m NZ) 10/08/2030	NZD	30,521	(240)	(0.00)
Receive fixed 0.2253% pay float. (3m STIBOR) 16/03/2030	SEK	816,250	(276)	(0.00)
Receive fixed 0.0085% pay float. (6m JPY LIBOR) 24/06/2029	JPY	13,438,392	(326)	(0.00)
Pay fixed 0.1553% receive float. (6m CHF LIBOR) 11/06/2029	CHF	14,478	(326)	(0.00)
Receive fixed 0.9348% pay float. (3m CDOR) 06/08/2030	CAD	29,739	(342)	(0.00)
Pay fixed 2.415% receive float. (3m NZ) 12/02/2029	NZD	4,696	(452)	(0.00)
Receive fixed 0.0427% pay float. (6m JPY LIBOR) 13/08/2029	JPY	9,637,702	(498)	(0.00)
Pay fixed -0.1898% receive float. (6m EURIBOR) 20/07/2030	EUR	60,651	(568)	(0.00)
Pay fixed 0.1202% receive float. (6m JPY LIBOR) 08/01/2030	JPY	9,091,057	(570)	(0.00)
Pay fixed -0.1298% receive float. (6m EURIBOR) 25/05/2030	EUR	41,086	(653)	(0.00)
Pay fixed 1.3628% receive float. (3m NZ) 21/10/2029	NZD	16,826	(794)	(0.00)
Receive fixed 0.078% pay float. (6m JPY LIBOR) 27/08/2029	JPY	13,373,436	(1,043)	(0.00)
Pay fixed 1.193% receive float. (3m NZ) 14/10/2029	NZD	33,652	(1,293)	(0.00)
Pay fixed -0.0298% receive float. (6m EURIBOR) 06/04/2030	EUR	58,695	(1,529)	(0.00)
Pay fixed 0.1047% receive float. (6m EURIBOR) 24/03/2030	EUR	52,825	(2,065)	(0.00)
Pay fixed 0.7323% receive float. (3m NZ) 20/07/2030	NZD	176,085	(2,279)	(0.00)
Pay fixed -0.1578% receive float. (6m EURIBOR) 18/05/2030	EUR	187,432	(2,490)	(0.00)
Pay fixed 0.0857% receive float. (6m EURIBOR) 08/07/2029	EUR	70,434	(2,610)	(0.00)
Pay fixed 0.0317% receive float. (6m EURIBOR) 05/08/2029	EUR	97,042	(3,142)	(0.00)
Pay fixed -0.0133% receive float. (6m EURIBOR) 27/04/2030	EUR	134,607	(3,720)	(0.00)
Pay fixed 0.5237% receive float. (6m EURIBOR) 06/05/2029	EUR	50,517	(3,816)	(0.00)
Receive fixed 0.97% pay float. (3m CDOR) 16/07/2030	CAD	434,342	(3,954)	(0.00)
Pay fixed 0.5986% receive float. (6m WIBO) 08/06/2025	PLN	3,473,027	(5,126)	(0.00)
Pay fixed 3.241% receive float. (3m NZ) 11/06/2028	NZD	45,391	(5,761)	(0.00)
Pay fixed 0.2982% receive float. (6m EURIBOR) 10/06/2029	EUR	141,259	(7,882)	(0.00)
Pay fixed 0.68% receive float. (6m WIBO) 11/05/2025	PLN	3,513,178	(8,057)	(0.00)
Pay fixed 2.9% receive float. (3m New Zealand) 08/10/2028	NZD	84,521	(9,773)	(0.00)
Pay fixed 2.36% receive float. (3m New Zealand) 18/03/2029	NZD	106,042	(9,998)	(0.00)
			(68,548)	**(0.02)**

옵션

	CCY	Contracts	시장 가격 EUR	% 순자산
구입 풋 HSI 지수 22000 29/06/2021	HKD	1	1,421	0.00
구입 풋 HSI 지수 21600 29/06/2021	HKD	1	666	0.00
구입 풋 한국 Kospi 200 지수 285 10/06/2021	KRW	44,206	494	0.00
구입 풋 HSCEI 지수 8300 29/09/2021	HKD	1	380	0.00
구입 풋 한국 KOSPI 200 지수 280 10/06/2021	KRW	21,721	215	0.00
			3,176	**0.00**

인플레이션 스왑

	CCY	기본 노출	미실현 이익 / (손실) EUR	% 순자산
Receive fixed 1.975% pay float. (US CPI) 15/10/2030	USD	74,279	9	0.00
Receive fixed 1.754% pay float. (US CPI) 03/08/2030	USD	140,527	(3,984)	(0.00)
Receive fixed 1.778% pay float. (US CPI) 27/07/2030	USD	200,753	(4,751)	(0.00)
			(8,726)	**(0.00)**

하룻밤 지수 스왑

	CCY	기본 노출	미실현 이익 / (손실) EUR	% 순자산
Receive fixed 0.1098% pay float. (1d SONIA) 17/09/2030	GBP	197,606	(1,721)	(0.00)
			(1,721)	**(0.00)**

기타 자산 및 부채	26,056,389	8.80

Fidelity Institutional Target™ 2030 (Euro) Fund [1,4,5] - 계속

현재 투자종목 명세서서 2020년 10월 31일

	시장 가격 EUR	% 순자산
순자산	296,029,859	100.00

지역별 배분

국가	국가 코드	% 순자산
미국	US	24.04
룩셈부르크	LU	20.14
아일랜드	IE	12.51
영국	GB	8.48
독일	DE	5.59
네덜란드	NL	3.14
일본	JP	3.12
프랑스	FR	2.32
중국	CN	1.23
스위스	CH	1.19
이탈리아	IT	1.13
스페인	ES	0.91
스웨덴	SE	0.88
노르웨이	NO	0.59
케이맨 제도	KY	0.59
초 국가	SU	0.57
덴마크	DK	0.53
호주	AU	0.52
홍콩	HK	0.50
핀란드	FI	0.47
인도네시아	ID	0.42
싱가포르	SG	0.38
인도	IN	0.30
태국	TH	0.28
대만	TW	0.26
한국	KR	0.24
벨기에	BE	0.23
버진 아일랜드 (영국령)	VG	0.15
말레이시아	MY	0.12
필리핀	PH	0.10
오스트리아	AT	0.09
이스라엘	IL	0.08
남아프리카 공화국	ZA	0.08
버뮤다	BM	0.07
멕시코	MX	0.06
캐나다	CA	0.05
포르투갈	PT	0.05
모리셔스	MU	0.05
모나코	MC	0.04
러시아	RU	0.04
베트남	VN	0.04
뉴질랜드	NZ	0.03
Saudi Arabia	SA	0.02
브라질	BR	0.02
스리랑카	LK	0.01
아랍 에미리트	AE	0.01
키프로스	CY	0.01
카자흐스탄	KZ	0.01
몽골리아	MN	0.00
칠레	CL	0.00
현금 및 기타 순자산		8.36

Fidelity Institutional Target™ 2035 (Euro) Fund [1,4,5]

현재 투자종목 명세서서 2020년 10월 31일

공인된 주식 또는 공식 증권거래소에서 거래됨

에너지

	국가 코드	CCY	주식 또는 명목	시장 가격 EUR	% 순자산
Equinor	NO	NOK	27,325	298,224	0.18
Total	FR	EUR	10,649	274,969	0.17
Royal Dutch Shell (B)	NL	GBP	21,943	226,663	0.14
Marathon Petroleum	US	USD	7,064	173,217	0.11
SBM Offshore	NL	EUR	10,553	146,047	0.09
John Wood Group	GB	GBP	46,284	109,156	0.07
Repsol International Fin. 4.247% VRN (Perpetual)	NL	EUR	87,022	88,436	0.05
BP Capital Markets 3.625% VRN (Perpetual)	GB	EUR	83,447	85,836	0.05
Eni 3.375% VRN (Perpetual)	IT	EUR	78,556	77,889	0.05
Chevron	US	USD	1,286	75,609	0.05
PTT	TH	THB	85,523	72,850	0.04
CNOOC	CN	HKD	65,329	51,137	0.03
Equinor 3.125% 06/04/2030	NO	USD	39,981	37,985	0.02
Cairn Energy	GB	GBP	23,567	36,424	0.02
Royal Dutch Shell (A) (NL)	NL	EUR	3,256	35,442	0.02
Reliance Industries	IN	INR	1,460	34,699	0.02
China Petroleum & Chemical (H)	CN	HKD	96,141	32,174	0.02
Diversified Gas & Oil	US	GBP	25,347	31,510	0.02
Energy Transfer Operating 6.25% 15/04/2049	US	USD	33,438	30,276	0.02
BP Capital Markets 3.25% VRN (Perpetual)	GB	EUR	28,333	29,158	0.02
Lundin Energy	SE	SEK	1,689	27,697	0.02
Equinor 3.70% 06/04/2050	NO	USD	27,355	26,212	0.02
Galp Energia SGPS	PT	EUR	3,560	24,758	0.02
Shell Int'l Finance 3.25% 06/04/2050	NL	USD	27,381	24,333	0.01
Eni 2.625% VRN (Perpetual)	IT	EUR	22,467	22,283	0.01
China Shenhua Energy (H)	CN	HKD	14,879	22,122	0.01
Jadestone Energy	SG	GBP	41,526	21,240	0.01
BP Capital Markets 3.161% 17/03/2021 EMTN	GB	USD	24,231	20,983	0.01
Saudi Arabian Oil 2.75% 16/04/2022 Reg S	SA	USD	21,323	18,733	0.01
TOTAL 3.875% VRN (Perpetual) EMTN	FR	EUR	16,873	17,603	0.01
Energy Transfer Operating 6.00% 15/06/2048	US	USD	19,869	17,496	0.01
Energy Transfer Operating 5.00% 15/05/2050	US	USD	21,129	16,944	0.01
Valero Energy 2.70% 15/04/2023	US	USD	16,154	14,271	0.01
Pertamina Persero 3.10% 27/08/2030 Reg S	ID	USD	15,608	13,889	0.01
BP Capital Markets 1.00% 28/04/2023	GB	GBP	12,277	13,689	0.01
Pioneer Natural Resources 1.90% 15/08/2030	US	USD	16,154	13,007	0.01
BP Capital Markets 4.375% VRN (Perpetual)	GB	USD	14,603	12,973	0.01
Energy Transfer Operating 5.25% 15/04/2029	US	USD	13,569	12,625	0.01
Equinor 2.38% 22/05/2030	NO	USD	13,117	11,752	0.01
Medco Bell Pte 6.375% 30/01/2027 Reg S	SG	USD	15,047	11,437	0.01
PetroChina (H)	CN	HKD	44,614	10,735	0.01
Pertamina Persero 4.15% 25/02/2060 Reg S	ID	USD	12,044	10,309	0.01
Marathon Petroleum 6.50% 01/03/2041	US	USD	9,526	9,559	0.01
Medco Oak Tree Pte 7.375% 14/05/2026 Reg S	SG	USD	11,114	9,275	0.01
Realbold Resources	GB	GBP	1,415,434	9,207	0.01
Energy Transfer Operating 4.05% 15/03/2025	US	USD	10,015	9,048	0.01
Kosmos Energy	US	GBP	9,125	8,345	0.01
Cespa Finance 2.25% 13/02/2026 EMTN	ES	EUR	7,285	7,604	0.00
Repsol Int'l Finance 4.50% VRN 25/03/2075	NL	EUR	7,030	7,294	0.00
ONEOK 3.40% 01/09/2029	US	USD	8,406	7,028	0.00
ONEOK 7.50% 01/09/2023	US	USD	7,047	6,883	0.00
Shell International Fin. 1.25% 11/11/2032 EMTN	NL	EUR	6,329	6,874	0.00
Energy Transfer Operating 4.50% 15/04/2024	US	USD	7,512	6,849	0.00
CGG	FR	EUR	12,280	5,890	0.00
Hess 5.80% 01/04/2047	US	USD	5,884	5,658	0.00
Periama Holdings 5.95% 19/04/2026	US	USD	6,555	5,641	0.00
Indika Energy Capital 8.25% 22/10/2025 Reg S	SG	USD	6,555	5,625	0.00
Longboat Energy	GB	GBP	5,664	5,542	0.00
Puma Int'l Fin. 5.125% 06/10/2024 Reg S	LU	USD	7,400	5,401	0.00
Hessen 5.60% 15/02/2041	US	USD	5,604	5,156	0.00
Sinopec Kantons Holdings	HK	HKD	16,119	5,005	0.00
Delek & Avner Tamar Bond 5.412% 30/12/2025	IL	USD	5,604	4,939	0.00
Chevron 3.078% 11/05/2050	US	USD	5,240	4,678	0.00
Adaro Indonesia 4.25% 31/10/2024 Reg S	ID	USD	4,970	4,250	0.00
Repsol Intl. Finance 3.75% VRN (Perpetual)	NL	EUR	4,218	4,236	0.00
Pertamina Persero 6.50% 27/05/2041 Reg S	ID	USD	3,796	4,205	0.00
Pertamina Persero 6.00% 03/05/2042 Reg S	ID	USD	3,790	3,970	0.00
Star Petroleum Refining	TH	THB	22,174	3,226	0.00
HPCL-Mittal Energy 5.25% 28/04/2027	IN	USD	3,576	3,129	0.00
ABM Investama 7.125% 01/08/2022 Reg S	ID	USD	5,542	3,104	0.00
Senex Energy	AU	AUD	16,783	2,989	0.00
Mongolian Mining 9.25% 15/04/2024 Reg S	SU	USD	4,172	2,917	0.00
Puma Int'l Fin. 5.00% 24/01/2026 Reg S	LU	USD	3,695	2,628	0.00
Equinor 1.375% 22/05/2032 EMTN	NO	EUR	2,113	2,338	0.00
China Oilfield Services (H)	CN	HKD	4,323	2,238	0.00
Thaioil Treasury Centre 3.75% 18/06/2050 Reg S	TH	USD	2,533	2,011	0.00
Cooper Energy	AU	AUD	9,986	1,897	0.00
Thaioil Treasury Centre 4.875% 23/01/2043 Reg S	TH	USD	1,937	1,833	0.00
Reliance Industries	IN	INR	71	968	0.00
Denbury	US	USD	49	694	0.00
				2,520,926	**1.53**

유틸리티

	국가 코드	CCY	주식 또는 명목	시장 가격 EUR	% 순자산
Greencoat Renewables	IE	EUR	577,201	675,326	0.41
Renewables Infrastructure Group	GB	GBP	394,498	593,058	0.36
NextEra Energy	US	USD	7,533	477,089	0.29
National Grid	GB	GBP	43,004	439,441	0.27
Enel	IT	EUR	32,291	220,674	0.13
Engie	FR	EUR	16,750	173,949	0.11
US Solar Fund	GB	USD	172,453	146,172	0.09
Fortum	FI	EUR	8,730	140,992	0.09
American Water Works	US	USD	823	106,919	0.07
Exelon	US	USD	2,888	98,716	0.06
CMS Energy	US	USD	1,751	95,702	0.06
Enel 8.75% VRN 24/09/2073	IT	USD	44,941	44,542	0.03
Italgas	IT	EUR	8,416	41,759	0.03
RWE	DE	EUR	1,242	39,491	0.02
United Utilities Group	GB	GBP	4,035	38,741	0.02
EDF 6.00% VRN (Perpetual) EMTN	FR	GBP	26,690	32,256	0.02
Tenaga Nasional	MY	MYR	14,827	29,210	0.02
NGG Finance 5.625% VRN 18/06/2073	GB	GBP	21,696	27,270	0.02
Power Grid Corporation of (India)	IN	INR	12,595	24,913	0.02
Mega First	MY	MYR	17,305	24,877	0.02
First Gen	PH	PHP	47,255	23,884	0.01
Rubis	FR	EUR	710	19,999	0.01
NextEra Energy Capital 2.25% 01/06/2030	US	USD	22,076	19,618	0.01
Cikarang Listrindo	ID	IDR	506,299	17,732	0.01
EDF 3.375% VRN (Perpetual)	FR	EUR	17,965	17,674	0.01
Iberdrola International 2.250% VRN (Perpetual)	NL	EUR	16,983	16,988	0.01
EDF 5.375% VRN (Perpetual) EMTN	FR	EUR	14,061	15,459	0.01
Innogy Finance 6.25% 03/06/2030 EMTN	NL	GBP	9,526	15,026	0.01
SSE 3.74% VRN (Perpetual)	GB	GBP	11,249	12,896	0.01
Tennet Holdings 2.995% VRN (Perpetual)	NL	EUR	12,064	12,467	0.01
DWR Cymru Financing UK 1.625% 31/03/2026 EMTN	GB	GBP	10,499	11,804	0.01
Tennet Holdings 2.374% VRN (Perpetual)	NL	EUR	10,962	11,046	0.01
China Resources Power Holdings	HK	HKD	11,205	10,010	0.01
Guangdong Investment	HK	HKD	7,834	9,972	0.01
EDF 4.00% VRN (Perpetual)	FR	EUR	8,981	9,352	0.01
SP Powerassets 3.00% 26/09/2027 Reg S	SG	USD	9,246	8,699	0.01
Edison International 5.75% 15/06/2027	US	USD	8,406	8,201	0.00
NextEra Energy Capital Holdings 2.75% 01/11/2029	US	USD	8,406	7,763	0.00
Greenko Investment 4.875% 16/08/2023 Reg S	MU	USD	8,271	7,144	0.00
Perusahaan Listrik Negara 4.375% 05/02/2050 Reg S	ID	USD	7,568	6,756	0.00
Perusahaan Listrik Negara 4.00% 30/06/2050 Reg S	ID	USD	7,300	6,210	0.00
PTC India	IN	INR	11,062	6,011	0.00
Star Energy Geothermal 6.75% 24/04/2033 Reg S	VG	USD	6,277	5,955	0.00
ReNew Power 5.875% 05/03/2027 Reg S	IN	USD	6,615	5,830	0.00
Huadian Power International (H)	CN	HKD	26,945	5,735	0.00
Star Energy Geothermal 4.85% 14/10/2038 Reg S	BM	USD	6,262	5,531	0.00
West Holdings	JP	JPY	183	5,385	0.00
Greenko Solar Mauritius 5.95% 29/07/2026 Reg S	MU	USD	5,685	5,164	0.00
China Resources Gas Group	HK	HKD	1,368	5,097	0.00
Greenko Solar Mauritius 5.55% 29/01/2025 Reg S	MU	USD	5,369	4,750	0.00
SSE 4.75% VRN 16/09/2077	GB	USD	5,245	4,659	0.00
Orsted 1.75% VRN 09/12/3019	DK	EUR	4,570	4,577	0.00
CK Infrastructure Holdings	HK	HKD	1,128	4,567	0.00
CLP Power Hong Kong Fin. 2.125% 30/06/2030 EMTN	VG	USD	4,623	3,990	0.00
SMC Global Power Holdings 5.95% VRN (Perpetual)	PH	USD	4,499	3,736	0.00
Severn Trent Utilities Fin. 2.00% 02/06/2040 EMTN	GB	GBP	3,054	3,572	0.00
EDP Finance 8.625% 04/01/2024 EMTN	NL	GBP	1,964	2,700	0.00
Neerg Energy 6.00% 13/02/2022 Reg S	MU	USD	3,069	2,680	0.00
ELM For Firmenich Intel. 3.75% VRN (Perpetual)	NL	EUR	2,390	2,492	0.00
GCL New Energy Holdings 7.10% 30/01/2021	BM	USD	4,767	1,985	0.00
SMC Global Power Holdings 5.70% VRN (Perpetual)	PH	USD	2,175	1,771	0.00
ENN Energy 2.625% 17/09/2030 Reg S	KY	USD	1,460	1,262	0.00
EDF 3.00% VRN (Perpetual)	FR	EUR	1,125	1,107	0.00
Tianjin Development Holdings	HK	HKD	7,056	1,080	0.00
				3,829,433	**2.33**

소재

	국가 코드	CCY	주식 또는 명목	시장 가격 EUR	% 순자산
Air Products and Chemicals	US	USD	1,869	441,889	0.27
BHP Group (UK)	AU	GBP	15,711	260,327	0.16
FMC	US	USD	2,733	240,522	0.15
Arcelormittal	LU	EUR	18,953	220,837	0.13
Air Liquide	FR	EUR	1,524	191,202	0.12
Celanese	US	USD	1,468	141,737	0.09
DuPont de Nemours	US	USD	2,515	122,267	0.07
Victrex	GB	GBP	4,694	96,296	0.06
Shin-Etsu Chemical	JP	JPY	801	91,852	0.06
Endeavour Mining	MC	CAD	4,421	91,498	0.06
NOF	JP	JPY	2,041	65,871	0.04

* 이사회 결정으로 가격이 책정된 유가증권.
전체 주석 목록은 6페이지에 나와 있습니다.
별첨 재무제표에 대한 주석은 본 재무제표의 중요한 일부입니다. 투자종목 명세서 및 지역별 배분의 순자산 비율은 반올림되었습니다.

현재 투자종목 명세서서 2020년 10월 31일

	국가 코드	CCY	주식 또는 명목	시장 가격 EUR순	% 자산
LafargeHolcim	CH	CHF	1,709	63,013	0.04
Kansai Paint	JP	JPY	2,740	60,691	0.04
Anglo American	GB	GBP	2,797	56,336	0.03
Kenmare Resources	IE	GBP	17,226	55,548	0.03
Ashland 6.875% 15/05/2043	US	USD	47,948	52,913	0.03
Fuchs Petrolub (Pref'd)	DE	EUR	1,195	52,815	0.03
SIG Combibloc Group	CH	CHF	2,832	50,001	0.03
Siam Cement	TH	THB	4,956	46,007	0.03
Synthomer	GB	GBP	10,605	44,480	0.03
Sibanye Stillwater	ZA	ZAR	16,520	40,980	0.02
Essentra	GB	GBP	14,168	38,850	0.02
Indonesia 5.71% 15/11/2023 Reg S	ID	USD	36,605	34,608	0.02
Huhtamaki	FI	EUR	781	32,720	0.02
Wienerberger	AT	EUR	1,485	32,159	0.02
Verallia	FR	EUR	1,207	28,843	0.02
Rhi Magnesita	AT	GBP	1,006	28,637	0.02
Arcelormittal 7.25% 15/10/2039	LU	USD	26,602	27,940	0.02
DuPont de Nemours 2.169% 01/05/2023	US	USD	28,205	24,448	0.01
Boliden (B)	SE	SEK	1,031	24,215	0.01
ABJA Investment 5.45% 24/01/2028	SG	USD	29,022	24,115	0.01
Ball 5.25% 01/07/2025	US	USD	24,376	23,703	0.01
Sumitomo Bakelite	JP	JPY	958	23,287	0.01
Sumitomo Metal Mining	JP	JPY	831	22,149	0.01
ATA IMS	MY	MYR	48,078	20,745	0.01
Baoshan Iron & Steel (A)	CN	CNY	30,211	20,697	0.01
LYB International Finance 3.80% 10/01/2060	US	USD	24,163	20,085	0.01
Fujimi	JP	JPY	642	19,630	0.01
Anhui Conch Cement (A)	CN	CNY	2,968	19,385	0.01
Nickel Mines	AU	AUD	34,280	18,503	0.01
Harmony Gold Mining	ZA	ZAR	4,326	18,235	0.01
Glencore	CH	GBP	10,062	17,442	0.01
Korea Zinc	KR	KRW	57	16,659	0.01
Indonesia 5.23% 15/11/2021 Reg S	ID	USD	18,254	16,303	0.01
Nabaltec	DE	EUR	794	15,808	0.01
BHP Group	AU	AUD	759	15,535	0.01
Scientex	MY	MYR	6,013	14,766	0.01
Solvay Finance 5.869% VRN (Perpetual)	FR	EUR	12,655	14,062	0.01
LYB International Finance 3.375% 01/10/2040	US	USD	16,290	13,916	0.01
JSW Steel 5.375% 04/04/2025	IN	USD	15,104	12,975	0.01
Holcim Finance Luxembourg 3.00% VRN (Perpetual)	LU	EUR	12,585	12,839	0.01
Air Water	JP	JPY	1,018	12,493	0.01
Merdeka Copper Gold	ID	IDR	111,533	11,940	0.01
Indocement Tunggal Prakarsa (A)	ID	IDR	16,679	11,814	0.01
BHP Billiton Finance 5.625% VRN 22/10/2079	AU	EUR	8,909	10,441	0.01
UltraTech Cement	IN	INR	192	10,179	0.01
West China Cement	CN	HKD	76,800	9,796	0.01
Sig Combib 2.125% 18/06/2025 Reg S	LU	EUR	9,563	9,785	0.01
Evolution Mining	AU	AUD	2,913	9,785	0.01
Fufeng Group	CN	HKD	34,564	9,394	0.01
Inalum 6.53% 15/11/2028 Reg S	ID	USD	8,319	8,716	0.01
Gold Fields Orogen Hldgs 6.125% 15/05/2029 Reg S	VG	USD	8,406	8,622	0.01
Vedanta Resources 6.125% 09/08/2024 Reg S	GB	USD	16,098	8,087	0.00
Jiangxi Copper (H)	CN	HKD	7,744	7,931	0.00
Fuso Chemical	JP	JPY	265	7,767	0.00
JSW Steel 5.95% 18/04/2024	IN	USD	8,791	7,754	0.00
TOA Paint Thailand	TH	THB	8,618	7,637	0.00
Suzano Austria 3.75% 15/01/2031	AT	USD	8,546	7,546	0.00
Internatinl Flavors & Fragrances 1.80% 25/09/2026	US	EUR	7,005	7,471	0.00
DS Smith 1.375% 26/07/2024	GB	EUR	7,005	7,211	0.00
BHP Billiton Finance 6.50% VRN 22/10/2077	AU	GBP	5,624	6,848	0.00
POSCO	KR	KRW	37	5,809	0.00
Lotte Chemical Titan Holding	MY	MYR	13,104	5,633	0.00
Ball 1.50% 15/03/2027	US	EUR	5,604	5,515	0.00
Sahamitr Pressure Container	TH	THB	17,653	5,479	0.00
Aluminum Corp of China	CN	HKD	26,450	4,955	0.00
Ivanhoe Mines	CA	CAD	1,497	4,920	0.00
Beijing Oriental Yuhong Waterproof Technology (A)	CN	CNY	1,011	4,820	0.00
Solvay 4.25% VRN (Perpetual)	BE	EUR	4,499	4,724	0.00
Angang Steel (H)	CN	HKD	18,363	4,626	0.00
UPL 5.25% VRN (Perpetual)	MU	USD	5,483	4,440	0.00
Skshu Paint (A)	CN	CNY	214	4,075	0.00
Gold Road Resources	AU	AUD	4,964	3,980	0.00
Shenzhen YUTO Packaging Technology	CN	CNY	910	3,458	0.00
Westgold Resources	AU	AUD	2,166	3,381	0.00
Vedanta Resources 6.375% 30/07/2022 Reg S	GB	USD	5,387	3,274	0.00
Saracen Mineral Holdings	AU	AUD	906	3,084	0.00
Greatview Aseptic Packaging	CN	HKD	7,766	2,855	0.00
Vedanta Resources 7.125% 31/05/2023 Reg S	GB	USD	4,607	2,451	0.00
Tianqi Fin 3.75% 28/11/2022	VG	USD	6,623	2,369	0.00
Skshu Paint (A)	CN	CNY	118	2,237	0.00
Blackstone Minerals	AU	AUD	10,684	2,226	0.00
Wonik Materials	KR	KRW	108	2,162	0.00
Trafigura Group Pte 6.875% VRN (Perpetual)	SG	USD	2,607	2,121	0.00
St Barbara	AU	AUD	1,139	1,834	0.00
Hansol Chemical	KR	KRW	15	1,597	0.00
DS Smith 0.875% 12/09/2026 EMTN	GB	EUR	1,401	1,413	0.00
Shenzhen YUTO Packaging Technology	CN	CNY	358	1,358	0.00
Baoshan Iron & Steel (A)	CN	CNY	1,908	1,307	0.00
Bardoc Gold	AU	AUD	26,129	1,139	0.00
Daiken	JP	JPY	70	1,133	0.00
Musgrave Minerals	AU	AUD	2,294	679	0.00
Osaka Organic Chemical Industry	JP	JPY	22	507	0.00
				3,421,119	2.08

산업재

	국가 코드	CCY	주식 또는 명목	시장 가격 EUR순	% 자산
Wolters Kluwer	NL	EUR	7,884	548,576	0.33
Siemens	DE	EUR	5,090	512,521	0.31
Norfolk Southern	US	USD	2,199	389,831	0.24
SKF	SE	SEK	19,526	343,522	0.21
Allison Transmission Holdings	US	USD	11,129	339,026	0.21
Epiroc	SE	SEK	23,986	295,529	0.18
Doric Nimrod Air Three (Pref'd)	GB	GBP	670,295	286,948	0.17
RELX	GB	EUR	15,495	263,488	0.16
Johnson Controls International	US	USD	7,040	252,711	0.15
TransUnion	US	USD	3,528	239,643	0.15
XPO Logistics	US	USD	2,868	219,868	0.13
DCC	IE	GBP	3,869	216,129	0.13
Doric Nimrod Air Two Perpetual (Pref'd)	GB	GBP	246,633	200,194	0.12
MISUMI Group	JP	JPY	7,616	194,243	0.12
Amedeo Air Four Plus	GB	GBP	508,517	183,766	0.11
Daikin Industries	JP	JPY	1,134	182,141	0.11
Kansas City Southern	US	USD	1,194	179,576	0.11
Oshkosh	US	USD	2,913	169,044	0.10
Harmonic Drive Systems	JP	JPY	2,853	162,245	0.10
FANUC	JP	JPY	883	160,418	0.10
United Rentals	US	USD	951	144,375	0.09
Meggitt	GB	GBP	46,687	141,878	0.09
Nidec	JP	JPY	1,569	135,904	0.08
Casella Waste Systems	US	USD	2,688	127,307	0.08
Makita	JP	JPY	3,250	123,341	0.08
Sandvik	SE	SEK	7,737	118,413	0.07
ITOCHU	JP	JPY	5,682	117,182	0.07
JB Hunt Transport Services	US	USD	1,126	116,945	0.07
Recruit Holdings	JP	JPY	3,539	115,725	0.07
FTI Consulting	US	USD	1,349	114,789	0.07
Vinci	FR	EUR	1,622	110,023	0.07
WW Grainger	US	USD	363	108,716	0.07
Fortive	US	USD	2,050	108,344	0.07
SMC	JP	JPY	232	106,017	0.06
L3Harris Technologies	US	USD	693	94,515	0.06
Aalberts	NL	EUR	3,212	92,627	0.06
Wizz Air Holdings	CH	GBP	2,574	91,403	0.06
Daifuku	JP	JPY	956	84,677	0.05
Miura	JP	JPY	2,032	82,174	0.05
ManpowerGroup	US	USD	1,246	72,104	0.04
Air Lease	US	USD	2,808	65,712	0.04
Balfour Beatty	GB	GBP	23,394	55,562	0.03
Techtronic Industries	HK	HKD	4,186	48,324	0.03
DKSH Holding	CH	CHF	852	47,063	0.03
Alpha Financial Markets Consulting	GB	GBP	18,943	45,286	0.03
Flughafen Zuerich	CH	CHF	387	44,762	0.03
Morgan Advanced Materials	GB	GBP	15,699	43,640	0.03
Sany Heavy Industry (A)	CN	CNY	12,965	43,211	0.03
Varta	DE	EUR	368	39,547	0.02
Safran	FR	EUR	427	38,682	0.02
RELX	GB	GBP	2,164	36,748	0.02
Inspired Energy	GB	GBP	256,037	36,299	0.02
THK	JP	JPY	1,575	35,844	0.02
UT Group	JP	JPY	1,318	35,295	0.02
Airports of Thailand	TH	THB	23,208	32,954	0.02
Assa Abloy	SE	SEK	1,659	30,606	0.02
Singapore Technologies Engineering	SG	SGD	13,476	29,572	0.02
SITC International Holdings	HK	HKD	22,116	29,314	0.02
Zhuzhou CRRC Times Electric (H)	CN	HKD	10,632	28,089	0.02
Yaskawa Electric	JP	JPY	801	26,719	0.02
Inwido	SE	SEK	2,920	26,603	0.02
Secom	JP	JPY	344	24,992	0.02
International Container Terminal Services	PH	PHP	11,935	24,340	0.01
Arwana Citramulia	ID	IDR	819,063	23,825	0.01
Kerry Logistics Network	HK	HKD	13,279	23,798	0.01
Weichai Power (A)	CN	CNY	11,923	23,142	0.01
LISI	FR	EUR	1,612	22,374	0.01
Clarkson	GB	GBP	985	22,009	0.01
SHO-BOND Holdings	JP	JPY	530	21,974	0.01
Hitachi Construction Machinery	JP	JPY	990	20,953	0.01
Simplybiz Group	GB	GBP	13,588	20,850	0.01
Hitachi Transport System	JP	JPY	735	20,016	0.01
Penta-Ocean Construction	JP	JPY	3,360	18,302	0.01
Hazama Ando	JP	JPY	3,203	17,092	0.01
Siemens Energy	DE	EUR	889	16,722	0.01

현재 투자종목 명세서서 2020년 10월 31일

	국가 코드	CCY	주식 또는 명목	시장 가격 EUR순	% 자산
LT Group	PH	PHP	77,741	15,910	0.01
CKD	JP	JPY	1,050	15,006	0.01
Boeing 3.10% 01/05/2026	US	USD	16,154	14,027	0.01
Ashtead Capital 4.125% 15/08/2025 144A	US	USD	15,831	13,990	0.01
Trusco Nakayama	JP	JPY	623	13,799	0.01
Cebu Air	PH	PHP	19,724	13,571	0.01
Makuake	JP	JPY	134	13,024	0.01
COMSYS Holdings	JP	JPY	557	12,163	0.01
Southwest Airlines 5.125% 15/06/2027	US	USD	12,539	11,984	0.01
MTR 1.625% 19/08/2030 EMTN	HK	USD	14,009	11,752	0.01
Caverion	FI	EUR	2,040	11,483	0.01
DP World 2.375% 25/09/2026 Reg S	AE	EUR	11,208	11,312	0.01
Raito Kogyo	JP	JPY	921	11,220	0.01
Sinotruk (Hong Kong)	CN	HKD	4,945	10,850	0.01
Ayala	PH	PHP	796	10,769	0.01
Rolls-Royce 5.75% 15/10/2027 Reg S	GB	GBP	9,337	10,413	0.01
Kung Long Batteries Industrial	TW	TWD	2,493	10,258	0.01
Beijing Capital International Airport (H)	CN	HKD	19,501	10,227	0.01
Raksul	JP	JPY	243	10,170	0.01
Schaeffler Finance 3.25% 15/05/2025 Reg S	NL	EUR	9,807	9,953	0.01
Sinotrans (H)	CN	HKD	37,771	9,600	0.01
Daqin Railway (A)	CN	CNY	11,470	9,429	0.01
Senior	GB	GBP	15,314	9,331	0.01
Sohgo Security Services	JP	JPY	229	9,159	0.01
Holding d'Infrastructures 2.50% 04/05/2027 EMTN	FR	EUR	8,406	9,154	0.01
AA Bond 2.75% 31/07/2023 EMTN	GB	GBP	8,406	9,047	0.01
Rolls-Royce 5.75% 15/10/2027 144A	GB	USD	9,702	8,442	0.01
Sany Heavy Industry (A)	CN	CNY	2,506	8,351	0.01
Pacific Basin Shipping	HK	HKD	64,752	8,115	0.00
Country Garden Services Holdings	CN	HKD	1,500	8,104	0.00
Titan Wind Energy Suzhou	CN	CNY	8,646	7,964	0.00
Sumitomo Densetsu	JP	JPY	382	7,817	0.00
Volvo Treasury 4.85% VRN 10/03/2078	SE	EUR	7,030	7,581	0.00
Greentown Service Group	CN	HKD	7,975	7,513	0.00
Delhi Int'l Airport 6.125% 31/10/2026 Reg S	IN	USD	8,349	7,308	0.00
Yamazen	JP	JPY	858	7,224	0.00
Weichai Power (H)	CN	HKD	4,437	7,220	0.00
Fuji Electric	JP	JPY	269	6,995	0.00
SBS Transit	SG	SGD	3,867	6,932	0.00
Delhi Int'l Airport 6.45% 04/06/2029 Reg S	IN	USD	7,836	6,798	0.00
Xylem 2.25% 30/01/2031	US	USD	7,543	6,779	0.00
Guangshen Railway (H)	CN	HKD	47,186	6,747	0.00
Heathrow Funding 5.225% 15/02/2023 Reg S	GB	GBP	5,604	6,668	0.00
Prestige International	JP	JPY	911	6,659	0.00
Holding d'Infrastructures 1.625% 27/11/2027 EMTN	FR	EUR	6,164	6,371	0.00
Indika Energy Capital Pte 5.875% 09/11/2024 Reg S	SG	USD	7,747	6,291	0.00
Dynasty Ceramic	TH	THB	98,657	6,248	0.00
Ryanair 1.125% 15/08/2023 EMTN	IE	EUR	6,514	6,239	0.00
Sankyu	JP	JPY	200	6,151	0.00
Sino-Thai Engineering & Construction	TH	THB	21,978	6,095	0.00
MonotaRO	JP	JPY	125	5,964	0.00
Surya Pertiwi	ID	IDR	251,137	5,878	0.00
TechnoPro Holdings	JP	JPY	109	5,825	0.00
Service Stream	AU	AUD	4,778	5,784	0.00
Air China (H)	CN	HKD	9,701	5,385	0.00
Mexico City Airport Trust 5.50% 31/07/2047 Reg S	MX	USD	7,285	5,363	0.00
Kito	JP	JPY	497	5,261	0.00
Boeing 4.875% 01/05/2025	US	USD	5,604	5,235	0.00
National Express Group 2.375% 20/11/2028	GB	GBP	4,763	5,208	0.00
Nihon Flush	JP	JPY	467	5,169	0.00
Easyjet 1.75% 09/02/2023 EMTN	GB	EUR	5,604	5,163	0.00
eHi Car Services 5.875% 14/08/2022	KY	USD	7,032	5,160	0.00
China Southern Airlines (H)	CN	HKD	11,257	5,057	0.00
Sime Darby	MY	MYR	10,152	5,054	0.00
Ashtead Capital 4.375% 15/08/2027 144A	US	USD	5,604	5,050	0.00
General Electric 4.35% 01/05/2050	US	USD	5,497	5,037	0.00
Shanghai M&G Stationery	CN	CNY	484	4,986	0.00
Muhibbah Engineering	MY	MYR	32,882	4,958	0.00
Hyundai Mipo Dockyard	KR	KRW	227	4,837	0.00
CIMC Enric Holdings	HK	HKD	11,704	4,730	0.00
Sinopec Engineering Group (H)	CN	HKD	14,127	4,712	0.00
Airbus 2.375% 09/06/2040 EMTN	NL	EUR	4,239	4,431	0.00
Nomura	JP	JPY	790	4,385	0.00
Kubota	JP	JPY	283	4,222	0.00
Rozetta	JP	JPY	246	4,044	0.00
Ushio	JP	JPY	419	4,020	0.00
Raiznext	JP	JPY	397	3,949	0.00
Nippo	JP	JPY	168	3,712	0.00
Trancom	JP	JPY	59	3,643	0.00
RAC Bond 4.87% 06/05/2026 EMTN	GB	GBP	3,082	3,471	0.00
Daiho	JP	JPY	122	3,374	0.00
Sekisui Jushi	JP	JPY	194	3,363	0.00
Hong Leong Industries	MY	MYR	2,165	3,336	0.00
Abist	JP	JPY	151	3,310	0.00
Ryanair 2.875% 15/09/2025 EMTN	IE	EUR	3,222	3,220	0.00
Aeon Delight	JP	JPY	136	3,078	0.00
Takuma	JP	JPY	231	3,044	0.00
Sanwa Holdings	JP	JPY	308	3,015	0.00
Heathrow Funding 2.75% 13/10/2031 EMTN	GB	GBP	2,541	2,823	0.00
China State Construction Engineering	CN	CNY	4,273	2,805	0.00
Boeing 2.50% 01/03/2025	US	USD	3,231	2,759	0.00
Keppel	SG	SGD	982	2,710	0.00
Qingdao Port International	CN	HKD	5,507	2,686	0.00
Taikisha	JP	JPY	119	2,656	0.00
TOKAI Holdings	JP	JPY	308	2,617	0.00
Cardig Aero Services	ID	IDR	221,796	2,579	0.00
Heathrow Funding 9.20% 29/03/2021 EMTN	GB	GBP	2,242	2,564	0.00
GMR Int'l Airport 4.25% 27/10/2027 Reg S	IN	USD	3,043	2,364	0.00
KEC International	IN	INR	613	2,303	0.00
Techno Smart	JP	JPY	285	2,064	0.00
China Railway Group (H)	CN	HKD	5,117	2,021	0.00
Nitta	JP	JPY	109	1,967	0.00
Geumhwa PSC	KR	KRW	92	1,939	0.00
Nitto Boseki	JP	JPY	61	1,929	0.00
BOC Aviation	SG	HKD	357	1,895	0.00
GMR Int'l Airport 5.375% 10/04/2024 Reg S	IN	USD	2,145	1,821	0.00
CAR 8.875% 10/05/2022	KY	USD	2,056	1,524	0.00
Weichai Power (A)	CN	CNY	720	1,397	0.00
L3 Technologies 3.85% 15/12/2026	US	USD	1,401	1,359	0.00
NARI Technology	CN	CNY	504	1,345	0.00
China Singyes Energy Hldgs 6.00% 19/12/2022 Reg S	BM	USD	1,690	1,324	0.00
Nippon Road Co	JP	JPY	19	1,187	0.00
Monalisa Group	CN	CNY	287	1,104	0.00
Koentec	KR	KRW	167	1,068	0.00
Anhui Heli Co	CN	CNY	562	1,016	0.00
Hirano Tecseed/Kinzoku	JP	JPY	68	872	0.00
AA Bond 5.50% 31/07/2022 Reg S	GB	GBP	846	858	0.00
Business Online	TH	THB	3,812	618	0.00
China Index Holdings ADR	CN	USD	436	483	0.00
TK Group Holdings	CN	HKD	1,479	377	0.00
Kosaido	JP	JPY	25	124	0.00
				9,362,903	**5.70**
정보 기술					
Microsoft	US	USD	8,448	1,460,992	0.89
Alphabet (A)	US	USD	841	1,171,442	0.71
Facebook	US	USD	3,323	757,354	0.46
Apple	US	USD	8,005	748,004	0.46
Visa	US	USD	3,747	579,901	0.35
SAP	DE	EUR	5,344	488,897	0.30
NXP Semiconductors	NL	USD	3,624	417,130	0.25
Fidelity National Information Services	US	USD	3,727	397,781	0.24
Salesforce.com	US	USD	1,915	380,424	0.23
Taiwan Semiconductor Manufacturing	TW	TWD	27,922	362,433	0.22
Alphabet	US	USD	257	359,580	0.22
Intel	US	USD	9,177	346,178	0.21
Tencent Holdings	CN	HKD	5,122	335,249	0.20
Fiserv	US	USD	4,008	325,198	0.20
Samsung Electronics	KR	KRW	5,971	257,501	0.16
Qualcomm	US	USD	2,295	242,675	0.15
Keyence	JP	JPY	587	229,002	0.14
Capgemini	FR	EUR	2,232	221,268	0.13
Oracle	US	USD	4,573	219,654	0.13
SS&C Technologies Holdings	US	USD	4,142	211,031	0.13
IPG Photonics	US	USD	1,167	187,000	0.11
Workday	US	USD	1,028	186,224	0.11
SYNNEX	US	USD	1,633	184,112	0.11
VMware	US	USD	1,616	177,603	0.11
Lam Research	US	USD	591	175,250	0.11
Sage Group	GB	GBP	24,714	174,666	0.11
CDW	US	USD	1,425	149,370	0.09
Murata Manufacturing	JP	JPY	2,417	146,086	0.09
Shimadzu	JP	JPY	5,376	131,943	0.08
Cognex	US	USD	2,109	119,356	0.07
Tokyo Electron	JP	JPY	504	116,328	0.07
Micron Technology	US	USD	2,650	113,099	0.07
Azbil	JP	JPY	3,139	109,414	0.07
Coherent	US	USD	991	106,348	0.06
Nutanix	US	USD	4,917	103,064	0.06
Disco	JP	JPY	433	100,419	0.06
Check Point Software Technologies (H)	IL	USD	971	95,176	0.06
Dell Technologies	US	USD	1,851	94,965	0.06
Western Digital	US	USD	2,875	91,423	0.06
Littelfuse	US	USD	511	87,553	0.05
TDK	JP	JPY	855	86,357	0.05
Applied Materials	US	USD	1,675	84,610	0.05
Z Holdings	JP	JPY	13,930	83,435	0.05
Entegris	US	USD	1,226	78,967	0.05
RingCentral	US	USD	360	78,591	0.05
Telefonaktiebolaget LM Ericsson	SE	SEK	8,107	77,713	0.05

현재 투자종목 명세서서 2020년 10월 31일

	국가 코드	CCY	주식 또는 명목	시장 가격 EUR순	% 자산
Ciena	US	USD	2,266	76,389	0.05
Xilinx	US	USD	723	73,099	0.04
SK Hynix	KR	KRW	1,170	71,236	0.04
Hamamatsu Photonics KK	JP	JPY	1,641	70,953	0.04
Cisco Systems	US	USD	2,318	70,895	0.04
Infosys	IN	INR	5,724	70,189	0.04
Obic	JP	JPY	432	65,853	0.04
Amdocs	US	USD	1,288	62,161	0.04
New Relic	US	USD	1,176	61,719	0.04
Software	DE	EUR	1,976	60,779	0.04
MediaTek	TW	TWD	2,947	60,221	0.04
Infineon Technologies	DE	EUR	2,499	59,730	0.04
Infineon Tech. 2.00% 24/06/2032 EMTN	DE	EUR	52,963	57,552	0.04
Yokogawa Electric	JP	JPY	4,555	57,453	0.03
Advanced Energy Industries	US	USD	982	57,331	0.03
MKS Instruments	US	USD	594	55,966	0.03
Rohm	JP	JPY	815	53,773	0.03
Citrix Systems	US	USD	494	48,528	0.03
Nomura Research Institute	JP	JPY	1,895	48,058	0.03
SDL	GB	GBP	5,888	45,176	0.03
MasterCard	US	USD	179	43,637	0.03
Aptitude Software Group	GB	GBP	8,008	42,742	0.03
Renesas Electronics	JP	JPY	5,745	40,750	0.02
Lenovo Group	CN	HKD	72,002	38,785	0.02
DXC Technology	US	USD	2,428	37,632	0.02
Otsuka	JP	JPY	941	37,202	0.02
Baidu ADR	CN	USD	312	35,309	0.02
Dialog Semiconductor	GB	EUR	1,055	34,594	0.02
Iriso Electronics	JP	JPY	1,026	33,522	0.02
Justsystems	JP	JPY	564	31,694	0.02
Alten	FR	EUR	440	30,238	0.02
AIXTRON	DE	EUR	3,117	30,153	0.02
SCREEN Holdings	JP	JPY	613	28,840	0.02
Sopra Steria Group	FR	EUR	270	27,568	0.02
NAVER	KR	KRW	124	27,201	0.02
Taiyo Yuden	JP	JPY	711	22,577	0.01
VMware 4.70% 15/05/2030	US	USD	20,890	21,192	0.01
Elecom	JP	JPY	489	21,036	0.01
Sabre	US	USD	3,787	20,739	0.01
Amadeus IT Group 1.50% 09/04/2025	ES	EUR	16,800	19,862	0.01
Hitachi	JP	JPY	638	18,446	0.01
Sansan	JP	JPY	323	18,406	0.01
Network i2i 5.650% VRN (Perpetual) Reg S	MU	USD	21,036	18,128	0.01
Digital Garage	JP	JPY	557	17,008	0.01
Argo Graphics	JP	JPY	631	16,681	0.01
Samsung Electronics Perpetual (Pref'd)	KR	KRW	406	15,504	0.01
Fujitsu	JP	JPY	131	13,222	0.01
VMware 4.65% 15/05/2027	US	USD	12,972	12,926	0.01
FPT	VN	VND	6,725	12,824	0.01
VMware 4.50% 15/05/2025	US	USD	12,910	12,556	0.01
NEC	JP	JPY	285	12,318	0.01
Hon Hai Precision Industry	TW	TWD	5,003	11,658	0.01
giftee	JP	JPY	494	11,482	0.01
Edenred 1.375% 18/06/2029	FR	EUR	10,647	11,317	0.01
Infosys ADR	IN	USD	901	10,945	0.01
Tata Consultancy Services	IN	INR	344	10,633	0.01
Kamakura Shinsho	JP	JPY	1,173	9,968	0.01
Ai Holdings	JP	JPY	658	9,925	0.01
Horiba	JP	JPY	230	9,730	0.01
Sunny Optical Technology (H)	CN	HKD	679	9,688	0.01
Redington India	IN	INR	6,428	9,645	0.01
Appen	AU	AUD	490	9,569	0.01
Hennge KK	JP	JPY	153	9,556	0.01
Eizo	JP	JPY	292	9,474	0.01
Infineon Tech. 2.875% VRN (Perpetual) EMTN	DE	EUR	9,369	9,328	0.01
Tencent Holdings 1.81% 26/01/2026 Reg S	KY	USD	10,459	9,114	0.01
ams 2.125% 03/11/2027	AT	EUR	8,718	8,572	0.01
SAP SE 0.375% 18/05/2029	DE	EUR	8,125	8,356	0.01
Fabrinet	TH	USD	153	7,941	0.00
Infocom	JP	JPY	245	7,635	0.00
Information Services International-Dentsu	JP	JPY	125	6,753	0.00
International Business Machines 7.00% 30/10/2025	US	USD	5,604	6,214	0.00
PayPal Holdings 2.85% 01/10/2029	US	USD	6,514	6,111	0.00
Optex Group	JP	JPY	476	6,085	0.00
Advantech	TW	TWD	679	5,906	0.00
PT Metrodata Electronics	ID	IDR	62,178	5,835	0.00
Venture	SG	SGD	462	5,589	0.00
Tokyo Seimitsu	JP	JPY	190	5,497	0.00
NEC Networks & System Integration	JP	JPY	368	5,482	0.00
Atea	NO	NOK	546	5,428	0.00
Comture	JP	JPY	245	5,352	0.00
Hinduja Global Solutions	IN	INR	653	5,023	0.00
NET One Systems	JP	JPY	193	4,969	0.00
Shinko Electric Industries	JP	JPY	329	4,931	0.00
Powertech Technology	TW	TWD	1,936	4,920	0.00
My EG Services	MY	MYR	16,723	4,745	0.00
Tech Mahindra	IN	INR	493	4,644	0.00
ASM Pacific Technology	HK	HKD	534	4,621	0.00
Hewlett Packard Enterprise 6.20% 15/10/2035	US	USD	4,203	4,506	0.00
Cognizant Technology Solutions	US	USD	72	4,389	0.00
Chatwork	JP	JPY	242	4,128	0.00
m-up Holdings	JP	JPY	196	4,091	0.00
Freee KK	JP	JPY	56	3,747	0.00
KoMiCo	KR	KRW	129	3,603	0.00
Chroma ATE	TW	TWD	878	3,592	0.00
Dip	JP	JPY	213	3,514	0.00
Netbay (F)	TH	THB	5,103	3,497	0.00
Polytronics Technology	TW	TWD	1,231	3,407	0.00
China Railway Signal & Communication Corp (H)	CN	HKD	12,037	3,407	0.00
Samsung SDI	KR	KRW	10	3,361	0.00
Itochu Techno-Solutions	JP	JPY	113	3,289	0.00
Alps Electric	JP	JPY	258	3,187	0.00
Lenovo Group 3.375% 24/01/2024	HK	USD	3,337	3,125	0.00
Amano	JP	JPY	145	2,928	0.00
Elite Material	TW	TWD	606	2,733	0.00
Hytera Communications (B)	CN	CNY	2,915	2,666	0.00
Mimasu Semiconductor Industry	JP	JPY	131	2,652	0.00
Spigen Korea	KR	KRW	55	2,618	0.00
Cyient	IN	INR	545	2,489	0.00
Ming Yuan Cloud Group Holdings	CN	HKD	623	2,283	0.00
Silergy	CN	TWD	41	2,194	0.00
Largan Precision	TW	TWD	21	1,901	0.00
Bengo4.com	JP	JPY	15	1,725	0.00
Nippon Ceramic	JP	JPY	75	1,571	0.00
Japan Material	JP	JPY	139	1,540	0.00
Computer Age Management Services	IN	INR	76	1,139	0.00
Siix	JP	JPY	70	717	0.00
Tsinghua Unic 4.75% 31/01/2021	VG	USD	1,192	659	0.00
Hangzhou Hikvision Digital Technology (A)	CN	CNY	89	511	0.00
SHIFT	JP	JPY	3	359	0.00
Fang Holdings ADR	CN	USD	6	54	0.00
				15,039,342	**9.15**

소비재

Amazon.com	US	USD	392	1,025,620	0.62
Charter Communications	US	USD	1,937	1,002,541	0.61
Publicis Groupe	FR	EUR	14,592	434,852	0.26
Prosus	NL	EUR	4,740	406,606	0.25
Alibaba Group Holding ADR	CN	USD	1,475	384,388	0.23
McDonald's	US	USD	1,975	359,266	0.22
Booking Holdings	US	USD	253	350,429	0.21
Nike	US	USD	2,900	299,238	0.18
Takeaway.com	NL	EUR	2,577	246,195	0.15
Lowe's Cos	US	USD	1,697	229,316	0.14
Altice USA	US	USD	8,881	205,734	0.13
Puma	DE	EUR	2,643	198,320	0.12
NVR	US	USD	51	175,063	0.11
Persimmon	GB	GBP	6,492	168,632	0.10
Pearson	GB	GBP	27,361	155,159	0.09
Shimano	JP	JPY	778	152,734	0.09
Liberty Media Group	US	USD	4,856	149,006	0.09
Alibaba Group Holding	CN	HKD	4,430	144,479	0.09
Burlington Stores	US	USD	817	134,510	0.08
Fast Retailing	JP	JPY	224	134,160	0.08
Service Corp International	US	USD	3,235	130,931	0.08
Dollar Tree	US	USD	1,623	125,657	0.08
ServiceMaster Global Holdings	US	USD	2,949	119,704	0.07
Naspers	ZA	ZAR	712	118,954	0.07
AutoZone	US	USD	115	111,654	0.07
Zhongsheng Group Holdings	CN	HKD	16,632	101,771	0.06
Papa John's International	US	USD	1,541	100,515	0.06
Activision Blizzard	US	USD	1,373	88,506	0.05
Advance Auto Parts	US	USD	692	86,789	0.05
Tapestry	US	USD	4,446	85,716	0.05
Midea Group (A)	CN	CNY	7,687	76,954	0.05
Volkswagen Int'l Finance 4.125% 16/11/2038	NL	EUR	53,954	74,971	0.05
Koito Manufacturing	JP	JPY	1,781	73,746	0.04
Stanley Electric	JP	JPY	2,682	65,561	0.04
Nifco	JP	JPY	2,322	59,668	0.04
EssilorLuxottica	FR	EUR	533	56,633	0.03
Vistry Group	GB	GBP	9,317	56,463	0.03
Pan Pacific International Holdings	JP	JPY	3,021	55,153	0.03
Lennar 5.875% 15/11/2024	US	USD	55,579	53,728	0.03
Volkswagen Fin. Services 3.375% 06/04/2028 EMTN	DE	EUR	44,515	52,798	0.03
adidas	DE	EUR	202	51,482	0.03
Nokian Renkaat	FI	EUR	1,911	50,433	0.03
ANTA Sports Products	CN	HKD	5,207	49,541	0.03
Time Warner Cable 5.25% 15/07/2042	US	GBP	31,823	46,417	0.03
Porsche Automobil Holding Perpetual (Pref'd)	DE	EUR	981	45,104	0.03
Volkswagen (Pref'd)	DE	EUR	359	44,885	0.03

현재 투자종목 명세서서 2020년 10월 31일

	국가 코드	CCY	주식 또는 명목	시장 가격 EUR순	% 자산
Team17 Group	GB	GBP	5,421	42,795	0.03
Ryohin Keikaku	JP	JPY	2,290	41,258	0.03
Dongfeng Motor Group (H)	CN	HKD	67,897	41,051	0.02
Shop Apotheke Europe	NL	EUR	287	40,864	0.02
D'ieteren	BE	EUR	946	40,738	0.02
eBay	US	USD	960	39,093	0.02
Boozt	SE	SEK	2,808	38,995	0.02
New Oriental Education & Technology Group ADR	CN	USD	264	36,394	0.02
Musti Group	FI	EUR	1,762	34,650	0.02
Toyo Tire & Rubber	JP	JPY	2,694	34,317	0.02
Volkswagen Int'l Finance 3.375% VRN (Perpetual)	NL	EUR	33,975	34,207	0.02
Autoliv	SE	USD	511	33,323	0.02
Watches of Switzerland Group	GB	GBP	7,515	33,006	0.02
Basic-Fit	NL	EUR	1,585	32,973	0.02
Coats Group	GB	GBP	51,141	32,299	0.02
Yamaha	JP	JPY	793	32,275	0.02
Fiat Chrysler Automobiles	GB	EUR	3,048	32,131	0.02
Galaxy Entertainment Group	HK	HKD	5,635	31,951	0.02
4imprint Group	GB	GBP	1,337	30,774	0.02
Midea Group	CN	CNY	2,900	29,025	0.02
HelloFresh	DE	EUR	621	28,520	0.02
SES SA . 5.625% VRN (Perpetual)	LU	EUR	26,685	28,502	0.02
Toll Brothers Finance 3.80% 01/11/2029	US	USD	30,547	27,919	0.02
Pearson Funding 3.75% 04/06/2030	GB	GBP	23,310	27,880	0.02
Seria	JP	JPY	754	24,959	0.02
VW Int'l Finance 4.625% VRN (Perpetual)	NL	EUR	23,341	24,742	0.02
Kendrion	NL	EUR	1,589	24,471	0.01
Crystal International Group	HK	HKD	103,327	24,458	0.01
Gym Group	GB	GBP	15,365	23,576	0.01
Focus Media Information Technology	CN	CNY	19,121	22,932	0.01
Prosus 3.68% 21/01/2030 Reg S	NL	USD	23,908	22,377	0.01
Cairn Homes	IE	EUR	28,134	22,086	0.01
Jollibee Foods	PH	PHP	7,161	21,590	0.01
THG Holding	GB	GBP	2,939	21,557	0.01
ScS Group	GB	GBP	10,114	21,480	0.01
Shenzhou International Group Holdings	CN	HKD	1,436	21,421	0.01
Vivo Energy	GB	GBP	25,471	21,412	0.01
DouYu International Holdings ADR	CN	USD	1,656	21,404	0.01
Headlam Group	GB	GBP	7,129	21,087	0.01
InterContinental Hotel Grp. 3.375% 08/10/2028 EMTN	GB	GBP	18,786	20,983	0.01
Hyundai Mobis	KR	KRW	118	20,218	0.01
Dream International	HK	HKD	66,465	19,645	0.01
Trip.com Group ADR	CN	USD	788	19,334	0.01
Prosus 5.50% 21/07/2025 Reg S	NL	USD	19,385	19,154	0.01
Time Warner Cable 5.75% 02/06/2031	US	GBP	13,375	19,106	0.01
Suzuki Motor	JP	JPY	513	18,912	0.01
Denso	JP	JPY	449	17,973	0.01
Guangzhou Automobile Group (H)	CN	HKD	20,023	17,667	0.01
Meituan 2.125% 28/10/2025 Reg S	KY	USD	20,065	17,259	0.01
Selamat Sempurna	ID	IDR	210,055	17,086	0.01
UPCB Finance VII 3.625% 15/06/2029 Reg S	KY	EUR	16,719	16,762	0.01
Meituan 3.05% 28/10/2030 Reg S	KY	USD	19,465	16,686	0.01
HUYA ADR	CN	USD	884	16,676	0.01
Melco Resorts Finance 5.375% 04/12/2029 Reg S	KY	USD	19,487	16,135	0.01
Toll Brothers Finance 4.875% 15/11/2025	US	USD	16,154	15,406	0.01
Volkswagen Int'l Finance 3.875% VRN (Perpetual)	NL	EUR	14,590	14,740	0.01
Weifu High-Technology Group	CN	HKD	9,262	14,645	0.01
Honda Motor	JP	JPY	719	14,626	0.01
JD.com	CN	HKD	416	14,519	0.01
Baozun	CN	HKD	1,399	14,457	0.01
Volkswagen Int'l Finance 3.50% VRN (Perpetual)	NL	EUR	14,061	14,213	0.01
Brilliance China Automotive Holdings	HK	HKD	18,625	13,806	0.01
General Motors 6.80% 01/10/2027	US	USD	12,732	13,437	0.01
MR DIY Group (M)	MY	MYR	36,837	13,267	0.01
General Motors 6.125% 01/10/2025	US	USD	12,923	12,994	0.01
CPUK Finance 3.69% 28/02/2028	GB	GBP	11,208	12,836	0.01
Studio City Finance 7.25% 11/02/2024 Reg S	VG	USD	14,332	12,678	0.01
Somboon Advance Technology	TH	THB	34,550	12,628	0.01
Baozun ADR	CN	USD	385	12,136	0.01
Nojima	JP	JPY	474	11,420	0.01
SAIC Motor (A)	CN	CNY	3,730	11,087	0.01
Studio City Finance 6.50% 15/01/2028 Reg S	VG	USD	12,157	10,405	0.01
Wilcon Depot	PH	PHP	39,209	9,943	0.01
Hostelworld Group	IE	GBP	17,817	9,906	0.01
China Yongda Automobiles Services Holdings	CN	HKD	7,901	9,642	0.01
Prosus 4.027% 03/08/2050 Reg S	NL	USD	10,742	9,457	0.01
Dufry One 1.00% 04/05/2023	NL	CHF	7,754	8,980	0.01
Toll Brothers Finance 4.375% 15/04/2023	US	USD	9,692	8,732	0.01
General Motors Financial 4.375% 25/09/2021	US	USD	9,531	8,435	0.01
Map Aktif Adiperkasa	ID	IDR	69,329	8,344	0.01
Central Automotive Products	JP	JPY	494	8,265	0.01
Lennar 4.75% 29/11/2027	US	USD	7,935	7,807	0.00
Chaowei Power Holdings	CN	HKD	26,208	7,745	0.00
Oriental Land	JP	JPY	64	7,659	0.00
Informa 2.125% 06/10/2025 EMTN	GB	EUR	7,568	7,605	0.00
MakeMyTrip	IN	USD	478	7,565	0.00
Xingda International Holdings	CN	HKD	33,824	7,482	0.00
JD.com 4.125% 14/01/2050	KY	USD	7,565	7,002	0.00
Li Ning	CN	HKD	1,517	6,777	0.00
Golden Eagle Retail Group 4.625% 21/05/2023 Reg S	KY	USD	7,747	6,699	0.00
PulteGroup 5.50% 01/03/2026	US	USD	6,462	6,388	0.00
Wuhu Sanqi Interactive Entertainment	CN	CNY	1,679	6,387	0.00
Pacific Textiles Holdings	HK	HKD	12,765	6,244	0.00
Subaru	JP	JPY	374	5,892	0.00
Plan B Media	TH	THB	37,872	5,617	0.00
Home Depot 3.30% 15/04/2040	US	USD	5,604	5,476	0.00
Chanel Ceres 1.00% 31/07/2031	GB	EUR	5,268	5,424	0.00
Baoxin Auto Finance I 9.109% VRN (Perpetual)	VG	USD	8,432	5,211	0.00
Chow Tai Fook Jewellery Group	HK	HKD	4,585	5,030	0.00
Sebang Global Battery	KR	KRW	232	4,844	0.00
Sabina	TH	THB	8,295	4,740	0.00
Fast Food Indonesia	ID	IDR	90,502	4,714	0.00
Chow Sang Sang Holdings International	HK	HKD	4,992	4,686	0.00
Jaya Bersama Indo	ID	IDR	283,204	4,594	0.00
MGM China Holdings 5.25% 18/06/2025 Reg S	KY	USD	5,274	4,571	0.00
Gree Electric Appliances Inc of Zhuhai	CN	CNY	605	4,550	0.00
Astra Otoparts	ID	IDR	88,976	4,480	0.00
Sony	JP	JPY	62	4,452	0.00
Shine Corporate	AU	AUD	8,504	4,411	0.00
Wynn Macau 5.50% 01/10/2027 Reg S	KY	USD	4,946	3,989	0.00
Greene King Finance 5.318% 15/09/2031	GB	GBP	3,304	3,974	0.00
Bestway Global Holding	CN	HKD	19,293	3,967	0.00
Texwinca Holdings	HK	HKD	30,139	3,922	0.00
Tianneng Power International	CN	HKD	2,771	3,874	0.00
Teejay Lanka	LK	LKR	27,735	3,823	0.00
Round One	JP	JPY	558	3,764	0.00
Studio City Finance 6.00% 15/07/2025 Reg S	VG	USD	4,261	3,680	0.00
KIYO Learning	JP	JPY	39	3,668	0.00
Kohl's 9.50% 15/05/2025	US	USD	3,502	3,610	0.00
Schaeffler 2.875% 26/03/2027 EMTN	DE	EUR	3,603	3,606	0.00
Zhejiang Supor (A)	CN	CNY	390	3,531	0.00
Vipshop Holdings ADR	CN	USD	185	3,287	0.00
Demae-Can	JP	JPY	127	3,235	0.00
ABC-Mart	JP	JPY	73	3,179	0.00
Texhong Textile Group	HK	HKD	4,732	3,123	0.00
Toll Brothers Finance 4.35% 15/02/2028	US	USD	3,231	3,053	0.00
China Literature	CN	HKD	410	2,893	0.00
Rinnai	JP	JPY	32	2,708	0.00
MGM China Holdings 5.875% 15/05/2026 Reg S	KY	USD	3,099	2,693	0.00
Future Retail 5.60% 22/01/2025 Reg S	IN	USD	4,469	2,647	0.00
Li & Fung 5.25% (Perpetual) EMTN	BM	USD	4,052	2,565	0.00
Mitra Adiperkasa	ID	IDR	66,549	2,516	0.00
Xtep International Holdings	CN	HKD	8,627	2,507	0.00
Bapcor	AU	AUD	522	2,412	0.00
Nien Made Enterprise	TW	TWD	249	2,409	0.00
China South Publishing & Media Group (A)	CN	CNY	1,760	2,369	0.00
Koshidaka Holdings	JP	JPY	734	2,357	0.00
WPP AUNZ	AU	AUD	9,224	2,337	0.00
Kohnan Shoji	JP	JPY	73	2,139	0.00
SL	KR	KRW	194	2,137	0.00
Ichikoh Industries	JP	JPY	543	2,033	0.00
Com2uS	KR	KRW	23	1,964	0.00
China South Publishing & Media Group	CN	CNY	1,449	1,951	0.00
Think Childcare	AU	AUD	2,998	1,828	0.00
Yadea Group Holdings	CN	HKD	1,472	1,807	0.00
Fujibo Holdings	JP	JPY	60	1,793	0.00
ASKUL	JP	JPY	54	1,769	0.00
Taiwan Sakura	TW	TWD	1,114	1,651	0.00
China Dongxiang Group	CN	HKD	15,414	1,640	0.00
Parkson Retail Group	CN	HKD	63,931	1,585	0.00
Rakuten	JP	JPY	174	1,451	0.00
Skyworth Group	HK	HKD	6,423	1,443	0.00
Mercari	JP	JPY	36	1,307	0.00
JINS	JP	JPY	19	1,194	0.00
Bafang Electric Suzhou	CN	CNY	49	1,166	0.00
Embry Holdings	HK	HKD	10,438	1,159	0.00
Piolax	JP	JPY	66	834	0.00
Square Enix Holdings	JP	JPY	15	753	0.00
Fujitsu General	JP	JPY	27	649	0.00
Gree Electric Appliances of Zhuhai	CN	CNY	82	620	0.00
Bafang Electric Suzhou	CN	CNY	22	521	0.00
Hikari Tsushin	JP	JPY	2	484	0.00
Tokyo Radiator Manufacturing	JP	JPY	104	441	0.00
Twenty-four seven	JP	JPY	45	323	0.00
				10,389,466	**6.32**

소비재

Unilever	GB	EUR	11,638	565,048	0.34
Swedish Match	SE	SEK	7,403	479,398	0.29

현재 투자종목 명세서서 2020년 10월 31일

	국가 코드	CCY	주식 또는 명목	시장 가격 EUR	% 순자산
British American Tobacco	GB	GBP	16,326	444,400	0.27
Walmart	US	USD	3,474	413,221	0.25
Coca-Cola	US	USD	9,734	399,552	0.24
Unilever	GB	GBP	6,842	335,070	0.20
Beiersdorf	DE	EUR	3,621	325,515	0.20
Tesco	GB	GBP	137,053	313,167	0.19
Nestle	CH	CHF	2,814	271,806	0.17
Associated British Foods	GB	GBP	12,921	243,878	0.15
L'Oreal	FR	EUR	825	229,234	0.14
Imperial Brands	GB	GBP	16,756	228,051	0.14
Koninklijke Ahold Delhaize	NL	EUR	7,366	173,767	0.11
Sprouts Farmers Market	US	USD	10,555	173,135	0.11
Monster Beverage	US	USD	2,621	172,252	0.10
Tyson Foods	US	USD	3,343	163,658	0.10
China Mengniu Dairy	HK	HKD	35,143	142,100	0.09
CP ALL	TH	THB	66,628	98,446	0.06
Archer-Daniels-Midland	US	USD	2,312	92,470	0.06
Pernod Ricard	FR	EUR	643	88,969	0.05
Coca-Cola European Partners	GB	USD	2,714	82,746	0.05
Kroger	US	USD	2,675	73,930	0.05
Bunge	US	USD	1,489	72,066	0.04
Britvic	GB	GBP	6,742	55,328	0.03
Kao	JP	JPY	807	49,353	0.03
Altria Group 2.20% 15/06/2027	US	EUR	40,708	44,364	0.03
Wm Morrison Supermarkets	GB	GBP	23,789	43,090	0.03
Royal Unibrew	DK	DKK	476	39,882	0.02
Kweichow Moutai	CN	CNY	155	33,129	0.02
Gudang Garam	ID	IDR	11,700	27,975	0.02
Thai Beverage	TH	SGD	71,334	26,029	0.02
Indofood Sukses Makmur	ID	IDR	61,510	24,997	0.02
Puregold Price Club	PH	PHP	32,515	23,786	0.01
Welcia Holdings	JP	JPY	705	23,758	0.01
BAT Capital 2.726% 25/03/2031	US	USD	27,242	23,137	0.01
Nongfu Spring	CN	HKD	4,731	18,586	0.01
Sakata Seed	JP	JPY	603	18,291	0.01
Charoen Pokphand (Indonesia)	ID	IDR	47,892	16,195	0.01
Kotobuki Spirits	JP	JPY	403	16,032	0.01
Uni-President China Holdings	CN	HKD	21,405	15,905	0.01
Tsuruha Holdings	JP	JPY	132	15,870	0.01
First Resources	SG	SGD	19,611	14,938	0.01
RFM	PH	PHP	171,643	14,337	0.01
Japfa	SG	SGD	34,865	14,140	0.01
BAT Capital 2.259% 25/03/2028	US	USD	16,218	13,921	0.01
Saigon Beer Alcohol Beverage	VN	VND	2,015	13,752	0.01
Vietnam Dairy Products	VN	VND	3,300	13,197	0.01
Osotspa	TH	THB	14,879	13,087	0.01
Sheng Siong	SG	SGD	11,920	12,511	0.01
Hindustan Unilever	IN	INR	518	12,418	0.01
Asian Seafoods Coldstorage	TH	THB	32,026	11,624	0.01
WH Group	HK	HKD	17,036	11,510	0.01
Kweichow Moutai (A)	CN	CNY	53	11,456	0.01
Yantai Changyu Pioneer Wine	CN	HKD	7,301	11,209	0.01
Shiseido	JP	JPY	182	9,660	0.01
Heineken (Malaysia)	MY	MYR	2,587	9,618	0.01
Coles Group	AU	AUD	858	9,190	0.01
Altria Group 5.80% 14/02/2039	US	USD	8,266	9,015	0.01
Carlsberg Brewery (Malaysia)	MY	MYR	2,300	8,781	0.01
AB InBEV Worldwide 5.80% 23/01/2059	US	USD	7,127	8,592	0.01
Convenience Retail Asia	HK	HKD	15,734	7,577	0.00
Industri Jamu Dan Farmasi Sido Muncul	ID	IDR	158,259	7,397	0.00
Century Pacific Food	PH	PHP	25,682	7,068	0.00
Bumitama Agri	ID	SGD	25,504	6,970	0.00
Siam Makro	TH	THB	6,367	6,965	0.00
Dairy Farm International Holdings	HK	USD	2,127	6,881	0.00
Japfa Comfeed Indonesia	ID	IDR	108,099	6,684	0.00
Ultrajaya Milk Industry & Trading	ID	IDR	68,498	6,626	0.00
Altria Group 4.80% 14/02/2029	US	USD	6,462	6,527	0.00
China Resources Beer Holdings	HK	HKD	1,204	6,409	0.00
Tingyi Cayman Islands Holding	CN	HKD	3,972	6,238	0.00
Laobaixing Pharmacy Chain	CN	CNY	623	5,727	0.00
China Foods	HK	HKD	16,017	4,705	0.00
H&H 5.625% 24/10/2024	KY	USD	4,469	4,008	0.00
Vinda International Holdings	HK	HKD	1,411	3,211	0.00
Shinnihonseiyaku	JP	JPY	143	3,102	0.00
Changshouhua Food	CN	HKD	6,553	2,937	0.00
Blackmores	AU	AUD	38	1,606	0.00
Ceylon Cold Stores	LK	LKR	449	1,401	0.00
SSMS Plantation Holdings 7.75% 23/01/2023	SG	USD	2,175	1,106	0.00
Bestore	CN	CNY	119	883	0.00
Shenguan Holdings Group	CN	HKD	19,023	510	0.00
Sagami Rubber Industries	JP	JPY	46	443	0.00
				6,425,523	**3.91**

건강

	국가 코드	CCY	주식 또는 명목	시장 가격 EUR	% 순자산
Sanofi	FR	EUR	12,675	980,650	0.60
Roche Holding	CH	CHF	2,283	630,315	0.38
Horizon Therapeutics	US	USD	9,109	584,834	0.36
Koninklijke Philips	NL	EUR	12,811	510,821	0.31
Novo Nordisk	DK	DKK	6,968	384,305	0.23
Baxter International	US	USD	5,496	364,953	0.22
AmerisourceBergen	US	USD	4,384	360,477	0.22
AbbVie	US	USD	4,918	355,631	0.22
UnitedHealth Group	US	USD	1,300	341,307	0.21
Thermo Fisher Scientific	US	USD	806	326,585	0.20
Fresenius Medical Care	DE	EUR	4,835	317,055	0.19
ICON	IE	USD	1,858	287,619	0.18
Zimmer Biomet Holdings	US	USD	2,522	285,590	0.17
HCA Healthcare	US	USD	2,410	255,701	0.16
Abbott Laboratories	US	USD	2,734	245,234	0.15
Stryker	US	USD	1,156	198,764	0.12
Boston Scientific	US	USD	6,593	195,438	0.12
Roche Holding (B)	CH	CHF	586	162,067	0.10
McKesson	US	USD	1,122	140,863	0.09
Genus	GB	GBP	3,060	139,582	0.08
Bayer 1.375% 06/07/2032	DE	EUR	120,001	124,873	0.08
Olympus	JP	JPY	7,358	120,924	0.07
Pfizer	US	USD	3,648	109,845	0.07
Mylan	US	USD	8,071	100,657	0.06
Santen Pharmaceutical	JP	JPY	6,568	100,495	0.06
Becton Dickinson Euro Finance 1.208% 04/06/2026	LU	EUR	93,797	97,392	0.06
Medtronic 1.375% 15/10/2040	LU	EUR	92,311	95,977	0.06
Anthem	US	USD	377	88,678	0.05
CVS Health	US	USD	1,842	88,574	0.05
PerkinElmer	US	USD	760	83,566	0.05
Bayer	DE	EUR	2,002	80,789	0.05
Nippon Shinyaku	JP	JPY	1,136	69,711	0.04
Mylan 3.125% 22/11/2028	NL	EUR	58,275	68,076	0.04
Grifols ADR	ES	USD	4,529	65,110	0.04
Hoya	JP	JPY	662	64,128	0.04
Takeda Pharmaceutical 1.375% 09/07/2032	JP	EUR	55,556	58,733	0.04
Centene	US	USD	1,104	55,904	0.03
Sonova Holding	CH	CHF	265	53,957	0.03
Eisai	JP	JPY	775	51,749	0.03
Takeda Pharmaceutical 2.00% 09/07/2040	JP	EUR	45,556	49,705	0.03
Arena Pharmaceuticals	US	USD	661	48,676	0.03
Alexion Pharmaceuticals	US	USD	490	48,343	0.03
Top Glove	MY	MYR	26,800	47,439	0.03
Ascendis Pharma ADR	DK	USD	329	45,582	0.03
Krystal Biotech	US	USD	1,099	41,879	0.03
Apellis Pharmaceuticals	US	USD	1,500	41,239	0.03
Aprea Therapeutics	US	USD	2,066	39,004	0.02
Exelixis	US	USD	2,133	37,332	0.02
Korian	FR	EUR	1,352	32,688	0.02
Aetna 2.80% 15/06/2023	US	USD	34,469	31,097	0.02
AbbVie 4.875% 14/11/2048	US	USD	28,425	30,972	0.02
As One	JP	JPY	223	27,730	0.02
CSL	AU	AUD	155	26,976	0.02
Evotec	DE	EUR	1,182	26,797	0.02
Innovent Biologics	CN	HKD	4,178	26,584	0.02
Sutro Biopharma	US	USD	2,345	25,511	0.02
Becton Dickinson 1.90% 15/12/2026	US	EUR	23,159	24,913	0.02
LivaNova	GB	USD	556	23,874	0.01
MorphoSys	DE	EUR	265	23,215	0.01
Craneware	GB	GBP	1,211	20,935	0.01
Cigna 3.40% 15/03/2050	US	USD	21,877	19,823	0.01
Becton Dickinson 3.30% 01/03/2023	US	USD	21,565	19,387	0.01
Chularat Hospital	TH	THB	260,228	18,030	0.01
Becton Dickinson 3.125% 08/11/2021	US	USD	20,218	17,805	0.01
Granules India	IN	INR	3,937	17,473	0.01
AbbVie 2.90% 06/11/2022	US	USD	19,385	17,436	0.01
Tempo Scan Pacific	ID	IDR	229,964	16,906	0.01
Cigna 2.40% 15/03/2030	US	USD	17,456	15,533	0.01
AbbVie 4.70% 14/05/2045	US	USD	13,246	13,822	0.01
Rajthanee Hospital	TH	THB	21,735	12,854	0.01
HCA 5.25% 15/06/2026	US	USD	12,813	12,823	0.01
Otsuka Holdings	JP	JPY	397	12,642	0.01
Medikaloka Hermina	ID	IDR	67,642	12,448	0.01
Smith & Nephew 2.032% 14/10/2030	GB	USD	13,676	11,669	0.01
Merck KGaA 1.625% VRN 09/09/2080	DE	EUR	11,649	11,588	0.01
Bayer 2.375% VRN 12/11/2079	DE	EUR	11,631	11,334	0.01
Aetna 4.75% 15/03/2044	US	USD	9,692	10,112	0.01
WuXi AppTec	CN	HKD	715	9,806	0.01
Hansoh Pharmaceutical Group	CN	HKD	2,465	9,468	0.01
Medical Data Vision	JP	JPY	467	9,431	0.01
Wuxi Biologics Cayman	CN	HKD	391	9,415	0.01
Fisher & Paykel Healthcare (AU)	NZ	AUD	456	9,014	0.01
Philips 1.375% 30/03/2025 EMTN	NL	EUR	8,406	8,925	0.01
Eiken Chemical	JP	JPY	531	8,719	0.01
Nihon Kohden	JP	JPY	319	8,576	0.01
China Resources Pharmaceutical Group	CN	HKD	19,317	8,286	0.01

현재 투자종목 명세서서 2020년 10월 31일

	국가 코드	CCY	주식 또는 명목	시장 가격 EUR순	% 자산
AbbVie 4.50% 14/05/2035	US	USD	7,915	8,229	0.01
China National Accord Medicines (A)	CN	CNY	1,273	8,124	0.00
Teva Pharmaceutical Fin. 1.875% 31/03/2027	NL	EUR	9,498	8,106	0.00
Thermo Fisher Scientific 1.95% 24/07/2029	US	EUR	7,066	8,056	0.00
Mega Lifesciences	TH	THB	8,324	7,934	0.00
Merck 2.875% VRN 25/06/2079	DE	EUR	7,030	7,493	0.00
Jiangsu Hengrui Medicine	CN	CNY	633	7,235	0.00
Shandong Weigao Group Medical Polymer (H)	CN	HKD	4,221	7,023	0.00
Mylan 2.25% 22/11/2024	NL	EUR	6,019	6,454	0.00
Teva Pharmaceutical Finance 1.625% 15/10/2028	NL	EUR	7,835	6,356	0.00
Ramsay Health Care	AU	AUD	143	5,383	0.00
Unitedhealth Group 2.90% 15/05/2050	US	USD	5,604	5,038	0.00
Cigna 4.90% 15/12/2048	US	USD	4,203	4,645	0.00
China National Accord Medicines (B)	CN	HKD	1,861	4,550	0.00
I-Sens	KR	KRW	180	3,728	0.00
Shanghai Pharmaceuticals Holding (H)	CN	HKD	2,719	3,622	0.00
AbbVie 1.25% 18/11/2031	US	EUR	2,802	3,001	0.00
Hutchison China MediTech	HK	GBP	430	2,144	0.00
JMDC	JP	JPY	46	2,095	0.00
Vieworks	KR	KRW	82	1,794	0.00
China National Accord Medicines	CN	CNY	193	1,233	0.00
Interojo	KR	KRW	74	1,134	0.00
Yestar International Holdings 6.90% 15/09/2021	KY	USD	2,443	823	0.00
Peijia Medical	CN	HKD	287	800	0.00
Osprey Medical	US	AUD	6,370	77	0.00
				9,815,822	5.97

금융

	국가 코드	CCY	주식 또는 명목	시장 가격 EUR순	% 자산
Fidelity US Quality Income UCITS ETF	IE	GBP	641,539	3,929,634	2.39
Hicl Infrastructure	GB	GBP	433,290	846,981	0.52
Legal & General Group	GB	GBP	245,673	504,818	0.31
JPMorgan Chase	US	USD	6,049	502,823	0.31
AXA	FR	EUR	33,883	467,579	0.28
Amundi Physical Gold ETC	IE	USD	7,200	463,599	0.28
Morgan Stanley	US	USD	11,035	451,440	0.27
Allianz	DE	EUR	2,603	393,230	0.24
DNB	NO	NOK	31,813	368,531	0.22
Bank OZK	US	USD	16,277	338,526	0.21
Hannover Rueck	DE	EUR	2,203	274,694	0.17
Arthur J Gallagher	US	USD	3,086	273,267	0.17
Prudential	GB	GBP	24,734	259,295	0.16
St James's Place	GB	GBP	25,687	256,830	0.16
Berkshire Hathaway	US	USD	1,481	255,291	0.16
3i Group	GB	GBP	22,241	237,656	0.14
Tradeweb Markets	US	USD	4,926	231,571	0.14
Barclays	GB	GBP	194,959	231,001	0.14
Kreditanstalt 2.125% 15/06/2022	DE	USD	258,462	228,725	0.14
Zurich Insurance Group	CH	CHF	764	217,435	0.13
Tryg	DK	DKK	8,821	210,114	0.13
NN Group	NL	EUR	7,011	209,924	0.13
Admiral Group	GB	GBP	6,259	191,401	0.12
ABN AMRO Group	NL	EUR	27,138	191,214	0.12
First Republic Bank	US	USD	1,674	180,536	0.11
Discover Financial Services	US	USD	3,232	175,735	0.11
Willis Towers Watson	GB	USD	1,116	172,587	0.11
AIB Group 2.875% VRN 30/05/2031 EMTN	IE	EUR	168,933	170,252	0.10
Bank Central Asia	ID	IDR	100,415	169,578	0.10
IBRD 0.50% 28/10/2025	SU	USD	193,846	166,068	0.10
Virtu Financial	US	USD	8,938	162,342	0.10
AIA Group	HK	HKD	19,834	162,046	0.10
Deutsche Boerse	DE	EUR	1,219	154,078	0.09
HDFC Bank	IN	INR	11,179	153,243	0.09
Sampo	FI	EUR	4,718	152,868	0.09
iShares Gold Producers UCITS ETF	IE	USD	11,092	152,377	0.09
Muenchener Rueckversicherungs-Gesellschaft	DE	EUR	756	151,895	0.09
Texas Capital Bancshares	US	USD	3,839	145,334	0.09
DBS Group Holdings	SG	SGD	10,969	140,376	0.09
Assurant	US	USD	1,261	134,669	0.08
Tokio Marine Holdings	JP	JPY	3,433	131,747	0.08
SVB Financial Group	US	USD	534	130,703	0.08
Sampo 2.50% VRN 03/09/2052 EMTN	FI	EUR	115,499	117,879	0.07
Commerzbank 4.00% 23/03/2026 EMTN	DE	EUR	108,890	115,334	0.07
Wells Fargo	US	USD	5,963	107,525	0.07
KfW 0.375% 18/07/2025	DE	USD	124,708	106,546	0.06
Fairfax Financial Holdings	CA	CAD	431	98,209	0.06
Danske Bank 2.50% VRN 21/06/2029 EMTN	DK	EUR	93,841	97,939	0.06
United Overseas Bank	SG	SGD	8,012	95,966	0.06
Travelers	US	USD	908	94,029	0.06
Oversea-Chinese Banking	SG	SGD	17,399	92,175	0.06
China Construction Bank (H)	CN	HKD	147,176	87,109	0.05
Bank Rakyat Indonesia Persero	ID	IDR	446,310	86,632	0.05
China Life Insurance (H)	CN	HKD	44,575	83,682	0.05
Morgan Stanley 2.75% 19/05/2022	US	USD	83,034	73,869	0.04
Northern Trust	US	USD	1,035	68,427	0.04
VZ Holding	CH	CHF	909	65,478	0.04
Lloyds Banking Group 4.50% VRN 18/03/2030 EMTN	GB	EUR	54,593	61,039	0.04
Public Bank	MY	MYR	18,638	58,058	0.04
Swedbank	SE	SEK	4,274	57,570	0.04
Palomar Holdings	US	USD	735	56,204	0.03
ING Groep	NL	EUR	9,354	54,808	0.03
Ageas	BE	EUR	1,562	53,957	0.03
Inter-American Dev. Bank 0.625% 15/07/2025	SU	USD	60,092	51,790	0.03
Aflac	US	USD	1,760	50,815	0.03
ORIX	JP	JPY	5,015	50,377	0.03
Industrial & Commercial Bank of China (H)	CN	HKD	100,101	48,812	0.03
UniCredit 2.731% VRN 15/01/2032	IT	EUR	51,037	47,472	0.03
UBS Group 0.25% VRN 05/11/2028 EMTN	CH	EUR	47,089	46,644	0.03
Bank Mandiri Persero	ID	IDR	139,492	46,630	0.03
Arch Capital Group	BM	USD	1,775	46,307	0.03
Barclays 4.61% VRN 15/02/2023	GB	USD	49,980	44,946	0.03
Intermediate Capital Group	GB	GBP	3,424	44,584	0.03
Goosehead Insurance	US	USD	431	44,322	0.03
Hamilton Lane	US	USD	735	43,629	0.03
Van Lanschot Kempen	NL	EUR	2,536	43,625	0.03
Sberbank of Russia Perpetual (Pref'd)	RU	USD	20,089	41,970	0.03
Ping An Insurance Group (H)	CN	HKD	4,563	40,425	0.02
Nationwide Bldg. Soc. 2.00% VRN 25/07/2029 EMTN	GB	EUR	38,837	40,043	0.02
Euronext	NL	EUR	444	39,724	0.02
Citigrooup 1.25% VRN 06/07/2026 EMTN	US	EUR	36,111	37,597	0.02
Housing Development Finance	IN	INR	1,672	37,271	0.02
European Investment Bank 0.625% 21/10/2027	SU	USD	43,276	36,860	0.02
Intercontinental Exchange 0.70% 15/06/2023	US	USD	41,596	35,922	0.02
Credit Agricole 7.50% VRN (Perpetual)	FR	GBP	28,122	35,381	0.02
Chailease Holding	TW	TWD	8,398	35,109	0.02
Banca Generali	IT	EUR	1,436	35,032	0.02
UBS Group 6.875% VRN (Perpetual)	CH	USD	35,855	34,056	0.02
IG Group Holdings	GB	GBP	4,004	33,879	0.02
ASR Nederland	NL	EUR	1,272	33,193	0.02
SCOR	FR	EUR	1,535	32,026	0.02
Lloyds Banking Group 7.50% VRN (perpetual)	GB	USD	35,152	32,012	0.02
Standard Chartered 1.354% FRN 14/10/2023 144A	GB	USD	36,831	31,819	0.02
ICICI Lombard General Insurance	IN	INR	2,205	31,520	0.02
Credit Suisse Group 6.375% VRN (Perpetual) 144A	CH	USD	33,746	31,126	0.02
Vienna Ins. Group Wiener Versicherung Gruppe	AT	EUR	1,700	29,610	0.02
China Merchants Bank (H)	CN	HKD	6,615	29,592	0.02
KBC Ancora	BE	EUR	1,168	28,380	0.02
Bankia 6.00% VRN (Perpetual)	ES	EUR	28,122	27,507	0.02
Nationwide Building Society 5.875% VRN (Perpetual)	GB	GBP	23,904	27,434	0.02
Agricultural Bank of China (H)	CN	HKD	94,460	27,398	0.02
ING Groep 6.75% VRN (Perpetual)	NL	USD	29,387	26,806	0.02
Credit Agricole	FR	EUR	3,952	26,804	0.02
Affiliated Managers 3.30% 15/06/2030	US	USD	29,077	26,524	0.02
Axis Bank	IN	INR	4,510	25,658	0.02
General Electric 6.75% 15/03/2032	US	USD	22,373	24,741	0.02
Bangkok Bank	TH	THB	9,005	23,917	0.01
Zenkoku Hosho	JP	JPY	704	23,869	0.01
Commerzbank 6.125% VRN (Perpetual)	DE	EUR	23,341	22,847	0.01
IBRD 0.125% 03/01/2051 GMTN	SU	EUR	22,648	22,288	0.01
CNRMA Groupama 6.375% VRN (Perpetual)	FR	EUR	19,685	21,940	0.01
MDGH - GMTN 2.50% 07/11/2024 Reg S	NL	USD	24,166	21,762	0.01
UBS Group 7.00% VRN (Perpetual)	CH	USD	22,497	21,591	0.01
Barclays 7.125% VRN (Perpetual)	GB	GBP	18,463	21,582	0.01
ING Groep 5.75% VRN (Perpetual)	NL	USD	23,904	21,394	0.01
Bank of Ireland Group 7.50% VRN (Perpetual) Reg S	IE	EUR	20,245	21,384	0.01
MDGH - GMTN 2.875% 07/11/2029 Reg S	NL	USD	23,100	21,155	0.01
AerCap Global Aviation Trust 4.625% 15/10/2027	IE	USD	24,522	20,888	0.01
E.Sun Financial Holding	TW	TWD	28,456	20,797	0.01
Westfield Stratford City Fin 1.642% 04/08/2026	GB	GBP	18,137	20,319	0.01
Citigroup 5.875% 30/01/2042	US	USD	15,992	20,034	0.01
Barclays 6.125% VRN (Perpetual)	GB	USD	22,848	20,001	0.01
Phoenix Group Holdings 5.625% 28/04/2031 EMTN	GB	GBP	15,485	19,733	0.01
Marsh & McLennan 3.50% 29/12/2020	US	USD	22,535	19,441	0.01
HDFC Standard Life Insurance	IN	INR	2,815	19,212	0.01
AIB Group 5.25% VRN (Perpetual)	IE	EUR	19,927	19,055	0.01
Draper Esprit	GB	GBP	2,788	18,789	0.01
Credit Suisse Group 6.25% VRN (Perpetual) 144A	CH	USD	20,318	18,630	0.01
Bank Tabungan Pensiunan Nasional Syariah	ID	IDR	86,784	18,605	0.01
Banco Santander 4.375% VRN (Perpetual)	ES	EUR	21,091	18,410	0.01
HSBC Holdings 2.357% VRN 18/08/2031	GB	USD	21,404	18,278	0.01
Sparebanken Vest	NO	NOK	3,313	18,162	0.01
Muangthai Capital	TH	THB	11,948	17,997	0.01
Commonwealth Bank of Australia	AU	AUD	420	17,492	0.01
Prudential 6.340% VRN 19/12/2063 EMTN	GB	GBP	12,634	17,165	0.01
Prudentia 5.625% VRN 20/10/2051 Reg S	GB	GBP	13,354	17,021	0.01
Society of Lloyd's 4.75% 30/10/2024	GB	GBP	13,785	16,754	0.01
Nationwide Building Society 5.75% VRN (Perpetual)	GB	GBP	14,061	16,182	0.01
ASR Nederland 5.125% VRN 29/09/2045	NL	EUR	14,061	16,171	0.01
Rabobank 6.625% VRN (Perpetual)	NL	EUR	15,467	15,928	0.01
Banco Santander 7.50% VRN (Perpetual)	ES	USD	17,717	15,841	0.01
Lloyds Bank 7.625% 22/04/2025 EMTN	GB	GBP	11,208	15,783	0.01

현재 투자종목 명세서서 2020년 10월 31일

	국가 코드	CCY	주식 또는 명목	시장 가격 EUR순	% 자산
Barclays 4.375% 12/01/2026	GB	USD	16,154	15,725	0.01
CNRMA Groupama 6.00% 23/01/2027	FR	EUR	12,655	15,398	0.01
NN Group 4.625% VRN 13/01/2048 EMTN	NL	EUR	12,655	14,814	0.01
Banco Comercial Portugues 9.25% VRN (Perpetual)	PT	EUR	16,873	14,651	0.01
BP Capital Markets 1.749% 10/08/2030	US	USD	17,340	14,506	0.01
HSBC Holding 2.848% VRN 04/06/2031	GB	USD	16,154	14,404	0.01
HSBC Holdings 1.645% VRN 18/04/2026	GB	USD	16,719	14,394	0.01
Goldman Sachs Group 6.25% 01/02/2041	US	USD	11,146	14,358	0.01
Kasikornbank (F)	TH	THB	6,817	14,255	0.01
HSBC Holding 2.099% VRN 04/06/2026	GB	USD	16,125	14,141	0.01
Sompo Holdings	JP	JPY	436	13,979	0.01
Banco Santander 6.25% VRN (Perpetual)	ES	EUR	14,061	13,827	0.01
BFI Finance Indonesia	ID	IDR	610,680	13,613	0.01
Wellcome Trust 1.125% 21/01/2027	GB	EUR	12,609	13,586	0.01
BP Capital Markets 2.772% 10/11/2050	US	USD	17,340	13,398	0.01
HSBC Holdings 7.00% 07/04/2038 EMTN	GB	GBP	7,845	12,759	0.01
ABN AMRO Bank 4.375% VRN (Perpetual)	NL	EUR	12,795	12,757	0.01
Toyota Motor Credit 2.15% 13/02/2030 MTN	US	USD	14,009	12,642	0.01
KB Financial Group	KR	KRW	404	12,388	0.01
Bajaj Finance	IN	INR	314	12,043	0.01
Aruhi	JP	JPY	777	11,969	0.01
Gesellschaft 1.250% VRN 26/05/2041 Reg S	DE	EUR	12,067	11,880	0.01
CITIC Securities (H)	CN	HKD	6,312	11,759	0.01
CommBank Aus. 1.936% VRN 03/10/2029 EMTN	AU	EUR	11,208	11,625	0.01
Tisco Financial Group	TH	THB	5,830	11,322	0.01
FCA Bank Ireland 0.50% 13/09/2024 EMTN	IT	EUR	11,208	11,258	0.01
LPI Capital	MY	MYR	4,188	11,052	0.01
KBC Group 0.50% VRN 03/12/2029 EMTN	BE	EUR	11,208	10,975	0.01
Westpac Banking 0.022% FRN 04/12/2020 EMTN	AU	EUR	10,883	10,888	0.01
Fortune Star 6.85% 02/07/2024	VG	USD	12,090	10,876	0.01
Banco Santander 5.25% VRN (Perpetual)	ES	EUR	11,249	10,742	0.01
Danske Bank 5.875% VRN (Perpetual) EMTN	DK	EUR	10,405	10,652	0.01
China Minsheng Banking (H)	CN	HKD	22,065	10,366	0.01
Barclays 7.25% VRN (Perpetual)	GB	GBP	8,647	9,915	0.01
Shinhan Financial Group 5.875% VRN (Perpetual)	KR	USD	10,608	9,844	0.01
Huatai Securities (H)	CN	HKD	7,040	9,789	0.01
Roadster Finance DAC 1.625% 09/12/2024 EMTN	IE	EUR	9,807	9,767	0.01
Xtrackers Euro Stoxx 50 UCITS ETF	LU	EUR	217	9,702	0.01
ICBCIL Finance 1.75% 25/08/2025 EMTN	HK	USD	11,208	9,573	0.01
Natwest Group 7.648% VRN (Perpetual)	GB	USD	7,030	9,276	0.01
China Cinda Asset Management (H)	CN	HKD	57,591	9,275	0.01
Credit Agricole 8.125% VRN (Perpetual) Reg S	FR	USD	8,788	8,876	0.01
Bankia 6.375% VRN (Perpetual)	ES	EUR	8,718	8,745	0.01
Goldman Sachs Group 3.80% 15/03/2030	US	USD	8,406	8,353	0.01
Shriram Transport Finance 5.95% 24/10/2022 Reg S	IN	USD	9,867	8,263	0.01
Dah Sing Banking Group	HK	HKD	11,091	8,188	0.00
Mitsubishi UFJ Financial Group 3.677% 22/02/2027	JP	USD	8,406	8,143	0.00
Bank of East Asia 5.625% VRN (Perpetual)	HK	USD	8,820	7,655	0.00
Barclays 5.875% VRN (Perpetual)	GB	GBP	7,030	7,588	0.00
ANZ 1.125% VRN 21/11/2029 EMTN	AU	EUR	7,537	7,584	0.00
ASR Nederland 3.375% VRN 02/05/2049	NL	EUR	7,030	7,534	0.00
UBS Group 3.126% VRN 13/08/2030 144A	CH	USD	7,985	7,533	0.00
Noah Holdings ADR	CN	USD	330	7,430	0.00
Zurich Finance UK 6.625% VRN (Perpetual) EMTN	GB	GBP	6,046	7,406	0.00
Morgan Stanley 1.342% VRN 23/10/2026 EMTN	US	EUR	7,005	7,372	0.00
Banorte 7.625% VRN (Perpetual) Reg S	MX	USD	8,437	7,241	0.00
TMB Bank 4.90% VRN (Perpetual) EMTN	TH	USD	8,641	7,027	0.00
Shinhan Financial Group	KR	KRW	291	6,788	0.00
Ally Financial 8.00% 01/11/2031 (A)	US	USD	5,604	6,651	0.00
General Electric 4.875% 18/09/2037 EMTN	US	GBP	5,604	6,619	0.00
AIA Group 3.20% 16/09/2040 Reg S	HK	USD	7,158	6,330	0.00
Natwest Group 0.75% VRN 15/11/2025	GB	EUR	6,304	6,319	0.00
AIB Group 6.25% VRN (Perpetual)	IE	EUR	6,223	6,278	0.00
Bank of East Asia 5.825% VRN (Perpetual) EMTN	HK	USD	6,890	6,073	0.00
Banco Santander 2.125% 08/02/2028 EMTN	ES	EUR	5,604	5,910	0.00
Shriram Transport Finance	IN	INR	728	5,846	0.00
SBI Holdings	JP	JPY	292	5,786	0.00
Bangkok Bank 5.00% VRN (Perpetual) Reg S	TH	USD	6,603	5,687	0.00
AerCap Global Aviation Trust 3.875% 23/01/2028	IE	USD	6,865	5,570	0.00
Kyobo Life Insurance 3.95% VRN (Perpetual) Reg S	KR	USD	6,304	5,539	0.00
Mega Financial Holding	TW	TWD	6,638	5,498	0.00
Samsung Fire & Marine Insurance	KR	KRW	40	5,483	0.00
Raiffeisen Bank Intl. 6.125% VRN (Perpetual)	AT	EUR	5,624	5,442	0.00
China International Capital (H)	CN	HKD	2,702	5,421	0.00
Kasikornbank PCL 3.343% VRN 02/10/2031 EMTN	TH	USD	6,436	5,420	0.00
Yes Bank Ifsc Banking UB 3.75% 06/02/2023 EMTN	IN	USD	6,317	5,265	0.00
Shriram City Union Finance	IN	INR	563	5,197	0.00
DH Europe Finance II 0.75% 18/09/2031	LU	EUR	5,125	5,196	0.00
Bank of East Asia 5.50% VRN (Perpetual) EMTN	HK	USD	5,959	5,114	0.00
Intesa Sanpaolo 5.875% VRN (Perpetual) EMTN	IT	EUR	5,218	5,089	0.00
Power Finance 3.25% 16/09/2024	IN	USD	5,604	4,916	0.00
Santander UK Group Hldgs 7.375% VRN (Perpetual)	GB	GBP	4,218	4,872	0.00
Kotak Mahindra Bank	IN	INR	270	4,847	0.00
Fortune Star 6.75% 02/07/2023	VG	USD	5,453	4,847	0.00
Minkabu The Infonoid	JP	JPY	229	4,754	0.00
Barclays 1.700% VRN 03/11/2026	GB	GBP	4,032	4,485	0.00
Svenska 4.75% Handelsbanken VRN (Perpetual)	SE	USD	4,781	4,244	0.00
China Taiping Insurance Holdings	HK	HKD	3,255	4,218	0.00
ING Groep 3.00% 18/02/2026 EMTN	NL	GBP	3,362	4,084	0.00
Tesco Property Finance 3 5.744% 13/04/2040	GB	GBP	2,685	3,964	0.00
HDFC Bank ADR	IN	USD	79	3,881	0.00
Phoenix Group Holdings 5.625% VRN (Perpetual)	GB	USD	4,511	3,830	0.00
Vedanta Resources Fin. II 8.00% 23/04/2023 Reg S	GB	USD	6,758	3,640	0.00
Vedanta Resources Fin. II 9.25% 23/04/2026 Reg S	GB	USD	6,674	3,598	0.00
Aviva 4.00% VRN 03/06/2055	GB	GBP	2,971	3,495	0.00
Muthoot Finance	IN	INR	239	3,406	0.00
Fortune Star 5.25% 23/03/2022	VG	USD	3,933	3,393	0.00
UniCredit 7.50% VRN (Perpetual)	IT	EUR	2,953	3,183	0.00
Commerzbank 1.25% 23/10/2023 EMTN	DE	EUR	3,082	3,171	0.00
Repco Home Finance	IN	INR	1,343	2,988	0.00
Chong HING Bank 5.70% VRN (Perpetual) EMTN	HK	USD	3,397	2,907	0.00
Fortune Star 5.95% 19/10/2025	VG	USD	3,337	2,880	0.00
ANZ 6.75% VRN (Perpetual) Reg S	AU	USD	2,956	2,880	0.00
Hyundai Marine & Fire Insurance	KR	KRW	156	2,766	0.00
DB Insurance	KR	KRW	79	2,640	0.00
Banorte 8.375% VRN (Perpetual) Reg S	MX	USD	2,812	2,565	0.00
Mongolian Mortgage 9.75% 29/01/2022 Reg S	MN	USD	2,980	2,545	0.00
Korean Reinsurance	KR	KRW	439	2,471	0.00
Banorte 6.75% VRN (Perpetual) Reg S	MX	USD	2,812	2,432	0.00
LIC Housing Finance	IN	INR	742	2,431	0.00
RKP Overseas Finance 2016 7.950% (Perpetual)	VG	USD	2,860	2,387	0.00
Tuspark Forward 7.95% 15/08/2021	VG	USD	4,648	2,234	0.00
Wealth Driven 5.50% 17/08/2023	VG	USD	2,503	2,166	0.00
Volkswagen Leasing 1.625% 15/08/2025 EMTN	DE	EUR	1,961	2,076	0.00
Shriram Transport Finance 5.70% 27/02/2022 EMTN	IN	USD	2,290	1,931	0.00
Unigroup International Holdings 6.00% 10/12/2020	VG	USD	2,384	1,742	0.00
Kiwoom Securities	KR	KRW	22	1,693	0.00
Sumitomo Mitsui Fin. Group 2.142% 23/09/2030	JP	USD	1,669	1,408	0.00
Tuspark Forward 6.95% 18/06/2022	VG	USD	3,248	1,247	0.00
Pearl Holding III 9.50% 11/12/2022 Reg S	KY	USD	5,244	1,103	0.00
Fortune Star 5.95% 29/01/2023	VG	USD	1,162	1,015	0.00
CIMB Group Holdings	MY	MYR	495	302	0.00
				19,243,476	11.71

부동산

Vonovia	DE	EUR	18,028	988,316	0.60
GCP Student Living REIT	GB	GBP	357,907	445,722	0.27
Tritax EuroBox	GB	EUR	283,484	283,484	0.17
Prologis REIT	US	USD	3,009	256,206	0.16
American Campus Communities REIT	US	USD	7,359	235,049	0.14
Invitation Homes REIT	US	USD	4,754	110,824	0.07
UNITE Group REIT	GB	GBP	7,854	72,744	0.04
ADO Properties (A)	DE	EUR	3,152	68,011	0.04
Shurgard Self Storage	LU	EUR	1,780	65,145	0.04
China Resources Land	HK	HKD	12,867	45,157	0.03
Ascendas Real Estate Investment Trust REIT	SG	SGD	22,026	39,908	0.02
China Overseas Land & Investment	HK	HKD	17,973	38,737	0.02
Healthcare Realty Trust REIT	US	USD	1,524	36,238	0.02
Relo Group	JP	JPY	1,667	34,360	0.02
Urban & Civic	GB	GBP	14,939	34,054	0.02
Open House	JP	JPY	1,062	31,067	0.02
China SCE Group Holdings 7.375% 09/04/2024	KY	USD	30,363	26,779	0.02
Crown Castle International 3.30% 01/07/2030	US	USD	23,892	22,380	0.01
Cromwell European REIT	SG	EUR	45,643	20,794	0.01
Urban Logistics REIT	GB	GBP	12,984	19,779	0.01
Keppel Pacific Oak US REIT	SG	USD	32,846	19,762	0.01
American Tower 2.10% 15/06/2030	US	USD	22,615	19,532	0.01
American Tower 3.10% 15/06/2050	US	USD	22,615	19,036	0.01
Land & Houses	TH	THB	107,020	18,815	0.01
Pakuwon Jati	ID	IDR	741,399	17,782	0.01
Ascendas India Trust	SG	SGD	21,477	17,567	0.01
Robinsons Land	PH	PHP	63,156	16,800	0.01
City Developments	SG	SGD	4,137	16,499	0.01
Supalai	TH	THB	37,356	16,124	0.01
American Tower 3.60% 15/01/2028	US	USD	16,154	15,503	0.01
Crown Castle International 5.20% 15/02/2049	US	USD	13,521	15,024	0.01
Yuzhou Properties 7.375% 13/01/2026	KY	USD	17,163	14,218	0.01
Yango Justice International 9.25% 15/04/2023	HK	USD	14,554	13,069	0.01
China Evergrande Group 8.75% 28/06/2025	KY	USD	19,804	12,580	0.01
Yuzhou Properties 8.30% 27/05/2025	KY	USD	13,826	12,072	0.01
Keppel DC REIT	SG	SGD	6,301	11,484	0.01
AREIT REIT	PH	PHP	25,275	11,452	0.01
Sunac China Holdings 6.50% 10/01/2025	KY	USD	12,902	10,659	0.01
Digital Dutch Finco 1.50% 15/03/2030	NL	EUR	9,288	9,828	0.01
Ronshine China Holdings 11.25% 22/08/2021	KY	USD	10,773	9,594	0.01
Yango Justice International 10.25% 18/03/2022	HK	USD	10,250	9,249	0.01
Redsun Properties Group 9.95% 11/04/2022	KY	USD	10,399	9,204	0.01
New Metro Global 6.80% 05/08/2023	VG	USD	10,291	9,160	0.01
Easy Tactic 9.125% 28/07/2022	VG	USD	11,203	9,111	0.01
China SCE Group Holdings 7.25% 19/04/2023	KY	USD	10,250	9,034	0.01

현재 투자종목 명세서서 2020년 10월 31일

	국가 코드	CCY	주식 또는 명목	시장 가격 EUR순	% 자산
Crown Castle International 4.15% 01/07/2050	US	USD	9,153	9,024	0.01
Sunac China Holdings 7.50% 01/02/2024	KY	USD	10,250	8,821	0.01
Goodman Group REIT	AU	AUD	792	8,788	0.01
Link REIT	HK	HKD	1,315	8,614	0.01
Redsun Properties Group 9.70% 16/04/2023	KY	USD	9,714	8,577	0.01
Kaisa Group Holdings 11.50% 30/01/2023	KY	USD	9,647	8,383	0.01
Theta Capital 8.125% 22/01/2025	SG	USD	10,548	8,194	0.00
Yango Justice International 8.25% 25/11/2023	HK	USD	9,207	8,070	0.00
Sunac China Holdings 6.50% 09/07/2023	KY	USD	9,535	8,041	0.00
Sunac China Holdings 7.00% 09/07/2025	KY	USD	9,535	7,942	0.00
Fantasia Holdings Group 15.00% 18/12/2021	KY	USD	8,552	7,890	0.00
Land Securities Capital Mks 1.974% 08/02/2024 EMTN	GB	GBP	6,895	7,878	0.00
Scenery Journey 11.50% 24/10/2022	VG	USD	10,751	7,843	0.00
KWG Group Holdings 7.40% 05/03/2024 EMTN	KY	USD	8,552	7,689	0.00
KE Holdings ADR	CN	USD	128	7,673	0.00
Fantasia Holdings Group 11.875% 01/06/2023	KY	USD	8,343	7,429	0.00
Seazen Group 6.45% 11/06/2022	KY	USD	8,343	7,299	0.00
Kaisa Group Holdings 8.50% 30/06/2022	KY	USD	8,581	7,200	0.00
China Aoyuan Group 8.50% 23/01/2022	KY	USD	8,015	7,069	0.00
Central Pattana	TH	THB	6,684	7,057	0.00
SM Prime Holdings	PH	PHP	11,746	7,020	0.00
China Merchants Commercial REIT	HK	HKD	26,203	6,979	0.00
Sino-Ocean Land Treasure III 4.90% VRN (Perpetual)	VG	USD	9,296	6,702	0.00
Kaisa Group Holdings 10.875% 23/07/2023	KY	USD	7,747	6,616	0.00
Agile Group Holdings 7.875% VRN (Perpetual)	KY	USD	7,449	6,546	0.00
Zhenro Properties Group 7.875% 14/04/2024	KY	USD	7,479	6,404	0.00
MPT Operating Partnership 4.625% 01/08/2029	US	USD	7,005	6,305	0.00
Grand City Properties 1.375% 03/08/2026 EMTN	LU	EUR	5,884	6,196	0.00
China South City Holdings 11.50% 12/02/2022	HK	USD	7,264	6,177	0.00
China Evergrande Group 11.50% 22/01/2023	KY	USD	8,581	6,168	0.00
Shimao Property Holdings	HK	HKD	2,019	6,136	0.00
RKPF Overseas 2019 A 6.70% 30/09/2024	VG	USD	6,883	6,117	0.00
Redsun Properties Group 10.50% 03/10/2022	KY	USD	6,698	5,986	0.00
KWG Group Holdings 7.875% 09/08/2021	KY	USD	6,674	5,869	0.00
Grand City Properties 3.75% VRN (Perpetual)	LU	EUR	5,624	5,808	0.00
Digital Euro Finco 1.125% 09/04/2028	US	EUR	5,604	5,794	0.00
Globalworth 2.95% 29/07/2026 EMTN	GB	EUR	5,744	5,719	0.00
CIFI Holdings Group 6.00% 16/07/2025	KY	USD	6,436	5,704	0.00
Seazen Group 6.00% 12/08/2024	KY	USD	6,555	5,697	0.00
China Evergrande Group 8.25% 23/03/2022	KY	USD	7,747	5,602	0.00
KWG Group Holdings 7.40% 13/01/2027	KY	USD	6,406	5,520	0.00
Ronshine China Holdings 6.75% 05/08/2024	KY	USD	6,436	5,468	0.00
China Aoyuan Group 6.35% 08/02/2024	KY	USD	6,198	5,413	0.00
Zhenro Properties Group 8.70% 03/08/2022	KY	USD	6,138	5,400	0.00
Yango Justice International 9.50% 03/04/2021	HK	USD	5,959	5,201	0.00
Kaisa Group Holdings 11.75% 26/02/2021	KY	USD	5,929	5,166	0.00
Propnex	SG	SGD	12,922	5,118	0.00
Yango Justice International 10.00% 12/02/2023	HK	USD	5,632	5,111	0.00
Kaisa Group Holdings 10.50% 15/01/2025	KY	USD	6,138	4,926	0.00
Times China Holdings 7.625% 21/02/2022	KY	USD	5,512	4,832	0.00
China Evergrande Group 12.00% 22/01/2024	KY	USD	6,645	4,819	0.00
China Evergrande Group 6.25% 28/06/2021	KY	USD	5,959	4,775	0.00
Prologis 3.00% 02/06/2026	US	EUR	4,063	4,734	0.00
China Evergrande Group 9.50% 11/04/2022	KY	USD	5,959	4,373	0.00
Jababeka International 6.50% 05/10/2023 Reg S	NL	USD	5,959	4,335	0.00
KWG Group Holding 5.20% 21/09/2022	KY	USD	4,946	4,256	0.00
Yuzhou Properties 5.375% VRN (Perpetual)	KY	USD	5,036	4,160	0.00
CPI Property Group 2.75% 22/01/2028 EMTN	LU	GBP	3,656	4,013	0.00
China Aoyuan Group 7.95% 19/02/2023	KY	USD	4,332	3,918	0.00
RKI Overseas Finance 2017 A 7.00% (Perpetual)	VG	USD	5,065	3,884	0.00
APL Realty Holdings Pte 5.95% 02/06/2024	SG	USD	6,361	3,787	0.00
Wanda Properties Overseas 6.875% 23/07/2023	VG	USD	4,468	3,759	0.00
Kaisa Group Holdings 9.375% 30/06/2024	KY	USD	4,744	3,700	0.00
Yango Justice International 6.80% 11/03/2021 EMTN	HK	USD	4,291	3,692	0.00
China South City Holdingss 10.875% 26/06/2022	HK	USD	4,380	3,680	0.00
Daibiru	JP	JPY	375	3,644	0.00
Kaisa Group Holdings 11.25% 09/04/2022	KY	USD	3,993	3,504	0.00
Pakuwon Prima 5.00% 14/02/2024	SG	USD	3,993	3,487	0.00
Jinke Properties Group 8.375% 20/06/2021	CN	USD	3,754	3,283	0.00
CIFI Holdings Group 5.50% 23/01/2022	KY	USD	3,576	3,115	0.00
Theta Capital 6.75% 31/10/2026	SG	USD	4,082	2,900	0.00
Redco Properties Group 8.50% 19/08/2021	KY	USD	3,337	2,857	0.00
Shimao Group Holdings 4.60% 13/07/2030	KY	USD	3,099	2,853	0.00
RKPF Overseas 2019 6.00% 04/09/2025	VG	USD	3,303	2,839	0.00
Country Garden Holdings 4.80% 06/08/2030	KY	USD	3,099	2,827	0.00
Times China Holdings 6.75% 08/07/2025	KY	USD	3,218	2,797	0.00
Greentown China Holdings 5.65% 13/07/2025	KY	USD	3,099	2,766	0.00
Greentown China Holdings 4.70% 29/04/2025	KY	USD	3,218	2,765	0.00
Wanda Properties International 7.25% 29/01/2024	VG	USD	3,099	2,617	0.00
Sunac China Holdings 7.875% 15/02/2022	KY	USD	2,980	2,602	0.00
KWG Group Holdings 7.875% 01/09/2023	KY	USD	2,860	2,581	0.00
Properties 9.875% 02/05/2021	KY	USD	2,890	2,499	0.00
Kaisa Group Holdings 6.75% 18/02/2021	KY	USD	2,899	2,491	0.00
Kaisa Group Holdings 9.75% 28/09/2023 Reg S	KY	USD	2,860	2,369	0.00
Easy Tactic 8.125% 27/02/2023	VG	USD	3,099	2,341	0.00
Zhenro 9.15% 06/05/2023 Reg S	KY	USD	2,443	2,176	0.00
Agile Group Holdings 8.375% VRN (Perpetual)	KY	USD	2,384	2,125	0.00
Longfor Group Holdings 3.375% 13/04/2027	KY	USD	2,312	2,045	0.00
Country Garden Holdings 5.40% 27/05/2025	KY	USD	2,175	2,012	0.00
Ronshine China Holdings 8.95% 22/01/2023	KY	USD	2,265	2,007	0.00
Yida China Holdings 14.00% 27/03/2022	KY	USD	2,928	1,816	0.00
Zhenro Properties Group 8.65% 21/01/2023	KY	USD	2,056	1,809	0.00
China Evergrande Group 4.25% 14/02/2023	KY	HKD	16,686	1,722	0.00
China Aoyuan Group 7.50% 10/05/2021	KY	USD	1,788	1,554	0.00
CIFI Holdings Group 5.375% VRN (Perpetual)	KY	USD	1,788	1,529	0.00
Zhenro Properties Group 5.60% 28/02/2021	KY	USD	1,728	1,480	0.00
Jingrui Holdings 9.45% 23/04/2021	KY	USD	1,728	1,457	0.00
Lodha Developers International 14.00% 12/03/2023	MU	USD	1,788	1,427	0.00
Heiwa Real Estate	JP	JPY	56	1,396	0.00
Kaisa Group Holdings 11.95% 22/10/2022 Reg S	KY	USD	1,430	1,259	0.00
Times China Holdings 10.95% 27/11/2020	KY	USD	1,192	1,031	0.00
CIFI Holdings Group 5.375% VRN (Perpetual)	KY	USD	953	820	0.00
Zhenro Properties Group 9.80% 20/08/2021	KY	USD	834	734	0.00
Redco Properties Group 11.50% 08/12/2020	KY	USD	834	719	0.00
Champion Sincerity Holdings 8.125% VRN (Perpetual)	VG	USD	745	670	0.00
Cosmos Initia	JP	JPY	91	312	0.00
Shimao Services Holdings	CN	HKD	33	61	0.00
				3,702,276	2.25

정부

	국가 코드	CCY	주식 또는 명목	시장 가격 EUR순	% 자산
US Treasury 0.625% 15/05/2030	US	USD	1,286,416	1,082,779	0.66
Germany 0.00% 15/02/2030	DE	EUR	936,981	996,139	0.61
Germany 0.00% 12/03/2021	DE	EUR	611,264	612,861	0.37
US Treasury 2.875% 31/10/2023	US	USD	493,515	457,521	0.28
US Treasury 2.375% 15/11/2049	US	USD	402,094	406,701	0.25
US Treasury 2.00% 15/02/2050	US	USD	417,777	390,584	0.24
Germany 0.00% 11/06/2021	DE	EUR	333,336	334,868	0.20
US Treasury 0.625% 15/08/2030	US	USD	385,631	323,784	0.20
US Treasury 0.250% 15/04/2023	US	USD	281,820	242,368	0.15
US Treasury 0.50% 31/03/2025	US	USD	261,272	225,967	0.14
Australia 1.75% 21/06/2051	AU	AUD	348,909	208,391	0.13
US Treasury Infl. Indexed Bonds 0.125% 15/07/2030	US	USD	206,282	197,025	0.12
US Treasury 0.25% 15/06/2023	US	USD	224,312	192,896	0.12
US Treasury Infl. Indexed Bonds 0.375% 15/07/2027	US	USD	164,824	165,626	0.10
US Treasury 3.00% 31/10/2025	US	USD	163,703	158,679	0.10
UK Treasury Inflation Linked 0.125% 10/08/2028	GB	GBP	97,448	145,130	0.09
Germany 0.25% 15/02/2029	DE	EUR	112,481	121,809	0.07
US Treasury 1.125% 28/02/2025	US	USD	120,669	107,187	0.07
US Treasury 1.25% 15/05/2050	US	USD	129,635	101,168	0.06
US Treasury 0.125% 15/09/2023	US	USD	117,955	101,059	0.06
US Treasury Infl. Indexed Bonds 0.625% 15/01/2026	US	USD	96,819	99,442	0.06
Germany 0.00% 15/08/2030	DE	EUR	92,593	98,468	0.06
US Treasury 0.25% 31/08/2025	US	USD	112,689	96,188	0.06
Germany Inflation Linked Bond 0.10% 15/04/2026	DE	EUR	78,009	88,506	0.05
US Treasury 0.125% 30/06/2022	US	USD	102,577	88,018	0.05
US Treasury 0.125% 15/05/2023	US	USD	99,734	85,504	0.05
Netherland 0.00% 15/07/2030	NL	EUR	81,223	85,375	0.05
US Treasury Infl. Indexed Bonds 0.50% 15/04/2024	US	USD	86,879	81,105	0.05
US Treasury 0.25% 31/05/2025	US	USD	86,068	73,572	0.04
US Treasury 1.50% 31/08/2021	US	USD	71,949	62,456	0.04
US Treasury 0.25% 30/06/2025	US	USD	73,048	62,408	0.04
US Treasury 0.50% 31/05/2027	US	USD	70,657	60,315	0.04
US Treasury 1.375% 15/08/2050	US	USD	58,800	47,375	0.03
Germany Inflation Linked Bond 0.50% 15/04/2030	DE	EUR	37,243	46,647	0.03
US Treasury 0.375% 30/09/2027	US	USD	46,749	39,462	0.02
France 0.10% 01/03/2028	FR	EUR	31,455	35,351	0.02
US Treasury Infl. Indexed Bonds 0.125% 15/04/2022	US	USD	37,746	35,055	0.02
US Treasury 0.375% 31/03/2022	US	USD	36,185	31,163	0.02
US Treasury Infl. Indexed Bonds 0.625% 15/04/2023	US	USD	30,448	28,435	0.02
US Treasury 1.125% 15/08/2040	US	USD	32,308	26,385	0.02
US Treasury 0.125% 30/09/2022	US	USD	30,434	26,112	0.02
US Treasury 0.50% 30/06/2027	US	USD	28,205	24,060	0.01
France 0.10% 01/03/2029	FR	EUR	18,873	21,090	0.01
Denmark Inflation Linked Bond 0.10% 15/11/2023	DK	DKK	125,820	19,149	0.01
US Treasury 0.125% 15/10/2023	US	USD	19,094	16,356	0.01
Italy 0.65% 15/05/2026	IT	EUR	15,098	15,630	0.01
France 0.10% 25/07/2036	FR	EUR	12,582	15,532	0.01
Australia 1.25% 21/05/2032	AU	AUD	19,708	12,314	0.01
Sweden Inflation Linked Bond 0.125% 01/12/2027	SE	SEK	106,947	12,246	0.01
Australia 2.75% 21/11/2029	AU	AUD	16,994	12,060	0.01
US Treasury 1.125% 15/05/2040	US	USD	14,009	11,480	0.01
Indonesia 4.875% 05/05/2021 Reg S	ID	USD	11,146	9,781	0.01
France 0.10% 01/03/2025	FR	EUR	8,493	9,236	0.01
US Treasury 0.50% 31/08/2027	US	USD	10,403	8,862	0.01
US Treasury 0.25% 30/09/2025	US	USD	7,835	6,685	0.00
Australia 0.75% 21/11/2027	AU	AUD	7,172	5,020	0.00
Canada Real Return Bond 4.00% 01/12/2031	CA	CAD	2,516	3,694	0.00
Sri Lanka 7.55% 28/03/2030 Reg S	LK	USD	7,390	3,483	0.00
Sri Lanka 7.85% 14/03/2029 Reg S	LK	USD	7,306	3,449	0.00

현재 투자종목 명세서서 2020년 10월 31일

	국가 코드	CCY	주식 또는 명목	시장 가격 EUR순	% 자산
UK Treasury Inflation Linked 0.125% 22/03/2026	GB	GBP	1,950	2,915	0.00
Sri Lanka 6.20% 11/05/2027 Reg S	LK	USD	6,198	2,872	0.00
Sri Lanka 6.85% 14/03/2024 Reg S	LK	USD	2,503	1,225	0.00
Sri Lanka 6.35% 28/06/2024 Reg S	LK	USD	894	439	0.00
UK Treasury 5.00% 07/03/2025	GB	GBP	315	427	0.00
				8,087,889	4.92
폐쇄형 펀드					
International Public Partnerships	GB	GBP	315,927	590,164	0.36
Greencoat UK Wind Funds	GB	GBP	381,054	571,154	0.35
Sequoia Economic Infrastructure Income Fund	GB	GBP	321,348	373,752	0.23
Starwood European Real Estate Finance	GB	GBP	187,259	178,026	0.11
CVC Credit Partners European Opportunities	GB	GBP	130,937	136,274	0.08
KKV Secured Loan Fund C	GB	GBP	294,547	109,390	0.07
Axiom European Financial Debt Fund	GB	GBP	106,209	103,335	0.06
TwentyFour Income Fund	GB	GBP	76,991	88,604	0.05
KKV Secured Loan Fund	GB	GBP	427,266	62,949	0.04
Oakley Capital Investments Fund	BM	GBP	21,451	60,702	0.04
Gemfields Group	GB	ZAR	142,949	9,445	0.01
				2,283,795	1.39
개방형 펀드					
BlackRock Global Index Funds - iShares EM	LU	EUR	81,184	9,657,638	5.88
Goldman Sachs - SICAV I - GS Emerging Markets	LU	USD	489,151	8,443,269	5.14
PIMCO GIS Global Bond Fund	IE	EUR	234,481	6,867,944	4.18
BlackRock Global Funds - Euro Bond Fund	LU	EUR	345,473	5,455,023	3.32
Alma Capital Invest. Funds - AH&W US Large Cap	LU	USD	22,176	2,263,518	1.38
Majedie Asset Tortoise Fund (H)	IE	EUR	2,241,778	1,797,027	1.09
Assenagon Alpha Volatility	LU	EUR	1,439	1,716,328	1.04
State Street Europe Value Spotlight Fund	LU	EUR	199,426	1,561,508	0.95
Vontobel Fund - Twentyfour Monument Ass. Bac. Sec	LU	EUR	14,238	1,447,149	0.88
Helium Fund - Helium Performance	LU	EUR	1,342	1,358,798	0.83
ADG Systematic Macro UCITS Fund E GBP	LU	GBP	9,853	1,035,228	0.63
Fidelity ILF - The Euro Fund - A-ACC-EUR	IE	EUR	50	686,411	0.42
Fidelity ILF - The US Dollar Fund - A-ACC-USD	IE	USD	39	611,369	0.37
Fulcrum Multi Asset Trend Fund	LU	EUR	4,272	316,040	0.19
				43,217,250	26.31
주식 연계 채권					
HSBC (Kweichow Moutai (A)) ELN 12/04/2024	CN	USD	110	23,552	0.01
HSBC (Hangzhou Hikvision Digital (A)) ELN 08/2021	CN	USD	3,452	19,911	0.01
HSBC (Weichai Power (A)) ELN 07/05/2021	CN	USD	4,683	9,090	0.01
HSBC (China Nat'l. Accord Med (A)) ELN 15/10/2021	CN	USD	772	4,927	0.00
HSBC (China (S) Publish & Med (A)) ELN 23/11/2022	CN	USD	2,152	2,897	0.00
HSBC (Wuhu Sanqi IA Ent (A)) ELN 16/09/2021	CN	USD	221	840	0.00
UBS (Focus Media Info. Tech (A)) ELN 10/03/2021	CN	USD	37	44	0.00
				61,261	0.04
커뮤니케이션 서비스					
T-Mobile US	US	USD	8,557	797,851	0.49
Elisa	FI	EUR	3,857	162,903	0.10
Netflix	US	USD	363	147,867	0.09
Infrastrutture Wireless Italiane	IT	EUR	15,283	141,830	0.09
Liberty Global	GB	USD	7,421	117,492	0.07
Verizon Communications	US	USD	2,333	113,941	0.07
China Mobile	HK	HKD	19,197	100,783	0.06
Swisscom	CH	CHF	153	66,878	0.04
Deutsche Telekom	DE	EUR	4,086	53,406	0.03
Telekomunikasi Indonesia Persero	ID	IDR	344,548	52,335	0.03
Tele2	SE	SEK	5,085	51,821	0.03
Sea ADR	SG	USD	313	42,489	0.03
Singapore Telecommunications	SG	SGD	31,658	40,419	0.02
Advanced Info Service	TH	THB	8,417	39,964	0.02
NOS SGPS	PT	EUR	8,617	25,404	0.02
Netflix 3.625% 15/06/2030 Reg S	US	EUR	22,373	24,466	0.01
Vodafone Group 6.25% VRN 03/10/2078	GB	USD	24,005	22,278	0.01
Verizon Communications 1.85% 18/05/2040	US	EUR	19,145	21,444	0.01
Sarana Menara Nusantara	ID	IDR	319,466	18,366	0.01
Pebble Group	GB	GBP	21,834	17,237	0.01
HKBN	HK	HKD	11,482	17,051	0.01
Verizon Communications 4.812% 15/03/2039	US	USD	14,009	15,639	0.01
Globe Telecom	PH	PHP	378	13,624	0.01
TIME dotCom	MY	MYR	4,948	13,160	0.01
XL Axiata	ID	IDR	107,421	12,600	0.01
CK Hutchison Group Telecom 1.50% 17/10/2031	LU	EUR	10,897	11,578	0.01
Bharti Airtel	IN	INR	2,089	10,483	0.01
LG Uplus	KR	KRW	1,208	10,148	0.01
Cellnex Telecom 1.875% 26/06/2029	ES	EUR	9,807	10,012	0.01
AT&T 3.65% 01/06/2051	US	USD	9,369	7,877	0.00
Walt Disney 2.20% 13/01/2028	US	USD	7,689	6,909	0.00
Cellnex Telecom 0.50% 05/07/2028	ES	EUR	4,921	6,820	0.00
China Unicom	HK	HKD	12,482	6,592	0.00
Netflix 4.625% 15/05/2029	US	EUR	5,654	6,587	0.00
AT&T 4.35% 01/03/2029	US	USD	6,462	6,460	0.00
SoftBank Group	JP	JPY	115	6,440	0.00
UPCB Finance IV 4.00% 15/01/2027 Reg S	KY	EUR	5,815	5,886	0.00
Telstra	AU	AUD	3,299	5,331	0.00
SoftBank Group 5.125% 19/09/2027	JP	USD	5,974	5,192	0.00
Daiichikosho	JP	JPY	158	4,646	0.00
SoftBank Group 6.00% VRN (Perpetual)	JP	USD	5,125	4,084	0.00
AT&T 4.50% 15/05/2035	US	USD	3,082	3,093	0.00
Bharti Airtel 1.50% 17/02/2025 Reg S	IN	USD	2,980	2,830	0.00
Nippon Telegraph & Telephone	JP	JPY	149	2,704	0.00
Axiata SPV5 3.064% 19/08/2050 EMTN	MY	USD	2,334	1,924	0.00
Dr Peng Holding HongKong 7.55% 01/12/2021	HK	USD	2,999	1,783	0.00
Cathay Media And Education Group	CN	HKD	3,492	1,572	0.00
Dialog Axiata	LK	LKR	29,927	1,505	0.00
SoftBank Group 6.125% 20/04/2025	JP	USD	1,015	933	0.00
Shemaroo Entertainment	IN	INR	1,314	835	0.00
SoftBank Group 6.25% 15/04/2028	JP	USD	861	803	0.00
Internet Initiative Japan	JP	JPY	16	616	0.00
ARTERIA Networks	JP	JPY	32	433	0.00
				2,265,324	1.38

증권 자격 취득 또는 기타 통제 된 시장 에서 죽음을 맞게

	국가 코드	CCY	주식 또는 명목	시장 가격 EUR순	% 자산
에너지					
Cheniere Energy	US	USD	1,582	64,408	0.04
Kommunalbanken 0.875% 12/03/2025 144A	NO	USD	48,462	42,205	0.03
Diamondback Energy 3.50% 01/12/2029	US	USD	36,369	31,096	0.02
Aker BP 4.00% 15/01/2031 144A	NO	USD	32,178	27,084	0.02
Eni 4.75% 12/09/2028	IT	USD	13,912	13,940	0.01
Diamondback Energy 5.375% 31/05/2025	US	USD	13,424	11,921	0.01
Aker BP 2.875% 15/01/2026 144A	NO	USD	12,174	10,357	0.01
Tengizchevroil Finance 2.625% 15/08/2025 Reg S	BM	USD	11,908	10,273	0.01
Diamondback Energy 3.25% 01/12/2026	US	USD	9,450	8,334	0.01
Diamondback Energy 2.875% 01/12/2024	US	USD	7,592	6,603	0.00
Energy Transfer Operating 5.80% 15/06/2038	US	USD	5,604	4,916	0.00
Eni 4.00% 12/09/2023 Reg S	IT	USD	4,397	4,085	0.00
Aker BP 5.875% 31/03/2025 144A	NO	USD	1,412	1,252	0.00
				236,474	0.14
유틸리티					
Endesa	ES	EUR	11,386	261,983	0.16
Iberdrola	ES	EUR	17,756	179,781	0.11
Enagas	ES	EUR	2,250	41,695	0.03
Red Electrica	ES	EUR	1,805	27,300	0.02
Greenko Dutch 5.25% 24/07/2024 Reg S	NL	USD	15,065	13,308	0.01
APT Pipelines 4.25% 15/07/2027 Reg S	AU	USD	12,609	12,152	0.01
Exelon Generation 5.60% 15/06/2042	US	USD	6,304	6,133	0.00
Exelon 4.70% 15/04/2050	US	USD	5,604	6,080	0.00
AES Gener 7.125% VRN 26/03/2079 Reg S	CL	USD	2,707	2,412	0.00
				550,844	0.34
소재					
Vidrala	ES	EUR	573	46,947	0.03
Grupo Mexico	MX	MXN	16,755	40,826	0.02
Glencore Funding 2.50% 01/09/2030 144A	US	USD	43,422	36,228	0.02
PhosAgro GDR	RU	USD	1,438	14,219	0.01
Novolipetsk Steel GDR	RU	USD	625	12,463	0.01
Votorantim 7.25% 05/04/2041 Reg S	LU	USD	3,152	3,463	0.00
Vidrala (BR) RTS 05/11/2020	ES	EUR	587	2,404	0.00
				156,550	0.10
산업재					
Ferrovial	ES	EUR	16,683	309,880	0.19
Ryanair Holdings	IE	EUR	5,249	62,064	0.04
Irish Continental Group	IE	EUR	13,660	42,894	0.03
Localiza Rent a Car	BR	BRL	4,117	37,779	0.02
Applus Services	ES	EUR	5,270	35,442	0.02
Vietnam Engine & Argicultural Machinery	VN	VND	10,302	16,096	0.01
Viettel Post Joint Stock	VN	VND	3,372	13,482	0.01
Delta Air Lines 7.00% 01/05/2025 144A	US	USD	11,208	10,503	0.01
Delta Air lines 4.50% 20/10/2025 144A	SU	USD	8,206	7,137	0.00
Avolon Holdings Funding 2.875% 15/02/2025 144A	KY	USD	5,604	4,542	0.00
Delta Air lines 4.75% 20/10/2028 144A	SU	USD	1,999	1,752	0.00
Ashtead Capital 4.00% 01/05/2028 144A	US	USD	1,611	1,445	0.00
Hokkaido Chuo Bus	JP	JPY	3	78	0.00
				543,094	0.33
정보 기술					
Adevinta 2.625% 15/11/2025 Reg S	NO	EUR	32,353	32,345	0.02
Amadeus IT Group	ES	EUR	619	25,392	0.02
Microsoft 2.40% 08/08/2026	US	USD	22,615	21,090	0.01
Apple 2.75% 13/01/2025	US	USD	19,934	18,519	0.01
Adevinta 3.00% 15/11/2027 Reg S	NO	EUR	15,867	16,031	0.01
Cree 1.75% 01/05/2026	US	USD	11,308	14,633	0.01

현재 투자종목 명세서서 2020년 10월 31일

	국가 코드	CCY	주식 또는 명목	시장 가격 EUR순	% 자산
Dell International 8.10% 15/07/2036 144A	US	USD	10,647	12,370	0.01
Taiwan Union Technology	TW	TWD	4,132	11,827	0.01
Alphabet 2.05% 15/08/2050	US	USD	14,009	10,941	0.01
Envestnet 0.75% 15/08/2025	US	USD	12,035	10,380	0.01
Microsoft 2.525% 01/06/2050	US	USD	11,488	10,051	0.01
Microsoft 2.675% 01/06/2060	US	USD	8,532	7,503	0.00
Hewlett Packard Enterprise 4.65% 01/10/2024	US	USD	6,377	6,184	0.00
Fiserv 1.625% 01/07/2030	US	EUR	3,642	3,960	0.00
Apple 3.85% 04/08/2046	US	USD	3,082	3,252	0.00
Science Applications Intl. 4.875% 01/04/2028 144A	US	USD	3,231	2,910	0.00
				207,388	**0.13**
소비재					
Industria de Diseno Textil	ES	EUR	14,685	311,184	0.19
Charter Communications 6.834% 23/10/2055	US	USD	38,562	46,883	0.03
Charter Communications 6.484% 23/10/2045	US	USD	31,258	36,343	0.02
Glenveagh Properties	IE	EUR	39,084	28,727	0.02
Lennar 5.00% 15/06/2027	US	USD	27,655	27,179	0.02
Intercontinental Hotel Grp. 1.625% 08/10/2024 EMTN	GB	EUR	26,644	26,603	0.02
Dalata Hotel Group	IE	EUR	10,904	26,389	0.02
Lennar 5.375% 01/10/2022	US	USD	27,381	25,112	0.02
Charter Communications 5.75% 01/04/2048	US	USD	22,242	23,948	0.01
Applegreen	IE	EUR	8,432	23,947	0.01
Expedia Group 4.625% 01/08/2027 144A	US	USD	23,058	20,782	0.01
Expedia Group 3.60% 15/12/2023 144A	US	USD	23,058	20,366	0.01
Marriott International 3.125% 15/06/2026	US	USD	16,154	13,921	0.01
Volkswagen Group 4.625% 13/11/2025 Reg S	US	USD	12,600	12,519	0.01
Hilton Domestic Operating 4.875% 15/01/2030	US	USD	14,054	12,432	0.01
Wynn Macau 5.125% 15/12/2029 Reg S	KY	USD	15,464	12,309	0.01
Marriott International 4.625% 15/06/2030	US	USD	11,392	10,450	0.01
Melco Resorts Finance 5.625% 17/07/2027 Reg S	KY	USD	11,436	9,986	0.01
Booking Holdings 4.625% 13/04/2030	US	USD	8,406	8,560	0.01
Lennar 5.25% 01/06/2026	US	USD	5,977	5,842	0.00
Sands China 3.80% 08/01/2026 Reg S	KY	USD	2,662	2,346	0.00
				705,828	**0.43**
소비재					
Quang Ngai Sugar	VN	VND	16,384	19,291	0.01
Lamb Weston Holdings 4.625% 01/11/2024 144A	US	USD	21,162	18,799	0.01
Keurig Dr Pepper 5.085% 25/05/2048	US	USD	16,154	18,586	0.01
X5 Retail Group GDR	RU	USD	581	17,538	0.01
Barry Callebaut Services 5.50% 15/06/2023 144A	BE	USD	16,154	14,940	0.01
Keurig Dr Pepper 4.985% 25/05/2038	US	USD	11,768	12,988	0.01
Mars 4.20% 01/04/2059 144A	US	USD	4,828	5,319	0.00
Barry Callebaut Services 5.50% 15/06/2023 Reg S	BE	USD	4,452	4,117	0.00
Lamb Westton Holdings 4.875% 15/05/2028 144A	US	USD	2,827	2,634	0.00
				114,212	**0.07**
건강					
AbbVie 2.30% 21/11/2022 144A	US	USD	46,604	41,455	0.03
Royalty Pharma 0.75% 02/09/2023 144A	GB	USD	28,512	24,480	0.01
Royalty Pharma 1.20% 02/09/2025 144A	GB	USD	23,100	19,749	0.01
Bayer US Finance 4.70% 15/07/2064 144A	US	USD	18,703	18,117	0.01
AbbVie 2.95% 21/11/2026 144A	US	USD	19,062	17,881	0.01
Grifols	ES	EUR	762	17,668	0.01
Nutrition 1.23% 01/10/2025 144A	US	USD	18,845	16,207	0.01
Bayer US Finance II 4.25% 15/12/2025 144A	US	USD	15,992	15,616	0.01
Centene 5.375% 01/06/2026 144A	US	USD	16,154	14,607	0.01
Nutritio & Bioscience 1.832% 15/10/2027 144A	US	USD	16,516	14,220	0.01
Royalty Pharma 3.55% 02/09/2050 144A	GB	USD	16,558	13,664	0.01
Nutrition & Bioscience 3.268% 15/11/2040 144A	US	USD	11,573	10,212	0.01
Royalty Pharma 1.75% 02/09/2027 144A	GB	USD	11,372	9,716	0.01
Mylan 3.75% 15/12/2020	NL	USD	10,313	8,863	0.01
Takeda Pharmaceutical 3.025% 09/07/2040	JP	USD	10,042	8,850	0.01
Royalty Pharma 3.30% 02/09/2040 144A	GB	USD	9,526	8,071	0.00
Teva Pharmaceutical Fin. 6.75% 01/03/2028	NL	USD	7,512	6,784	0.00
Bristol-Myers Squibb 4.35% 15/11/2047	US	USD	5,604	6,159	0.00
AstraZeneca 1.375% 06/08/2030	GB	USD	5,183	4,308	0.00
Roche Holdings 4.00% 28/11/2044 144A	US	USD	3,362	3,757	0.00
Bayer US Finance II 4.625% 25/06/2038 144A	US	USD	3,362	3,382	0.00
Korian RTS 26/10/2020	FR	EUR	1,352	3,366	0.00
AbbVie 3.20% 21/11/2029 144A	US	USD	2,242	2,113	0.00
				289,245	**0.18**
금융					
Bank Of America 1.197% VRN 24/10/2026 MTN	US	USD	81,092	69,640	0.04
UBS Group 1.008% VRN 30/07/2024 144A	CH	USD	69,484	59,903	0.04
Wells Fargo Bank 2.082% VRN 09/09/2022	US	USD	58,438	50,886	0.03
UBS Group 1.364% VRN 30/01/2027 144A	CH	USD	50,077	42,891	0.03
Willis North America 3.875% 15/09/2049	US	USD	41,208	41,354	0.03
Garfunkelux Holdco 3 7.75% 01/11/2025 Reg S	LU	GBP	34,976	38,289	0.02
Citigroup 2.666% VRN 29/01/2031	US	USD	39,432	35,585	0.02
UBS 1.75% 21/04/2022 144A	CH	USD	36,992	32,339	0.02
Willis North America 4.50% 15/09/2028	US	USD	29,788	30,512	0.02
BNP Paribas 3.052% VRN 13/01/2031 144A	FR	USD	32,308	29,419	0.02
Garfunkelux Holdco 3 6.75% 01/11/2025 Reg S	LU	EUR	29,843	29,380	0.02
BBVA 6.00% VRN (Perpetual)	ES	EUR	25,872	25,559	0.02
Mapfre 4.375% VRN 31/03/2047	ES	EUR	21,468	24,089	0.01
Citigroup VRN 2.572% 03/06/2031	US	USD	26,815	24,040	0.01
Grupo Financiero Banorte	MX	MXN	6,075	22,924	0.01
Intesa Sanpaolo 7.75% VRN (Perpetual)	IT	EUR	19,650	22,016	0.01
TCS Group Holding GDR	CY	USD	1,039	21,321	0.01
Wells Fargo & Co 2.393% VRN 02/06/2028 MTN	US	USD	23,019	20,549	0.01
Kaspi KZ	KZ	USD	549	20,222	0.01
Truist Bank 0.826% FRN 09/03/2023	US	USD	22,838	19,760	0.01
UniCredit 6.625% VRN (Perpetual)	IT	EUR	18,279	18,237	0.01
Morgan Stanley 5.597% VRN 24/03/2051 GMTN	US	USD	12,277	15,976	0.01
Rabobank 4.375% 04/08/2025	NL	USD	16,154	15,694	0.01
CaixaBank 6.75% VRN (Perpetual)	ES	EUR	14,342	14,686	0.01
Bangkok Bank 3.733% VRN 25/09/2034 Reg S	TH	USD	16,090	13,568	0.01
Wells Fargo & Co 5.013% VRN 04/04/2051 MTN	US	USD	11,508	13,411	0.01
Bank of America 2.676% VRN 19/06/2041 MTN	US	USD	14,009	12,134	0.01
Nordea Bank 4.625% VRN 13/09/2033 144A	FI	USD	12,468	12,116	0.01
Danske Bank 5.375% 12/01/2024 Reg S	DK	USD	12,051	11,621	0.01
UniCredit 2.20% VRN 22/07/2027 EMTN	IT	EUR	11,208	11,452	0.01
Danske Bank 3.001% VRN 20/09/2022 144A	DK	USD	13,065	11,413	0.01
Goldman Sachs Group 4.223% VRN 01/05/2029	US	USD	11,208	11,239	0.01
Commerzbank 8.125% 19/09/2023 Reg S	DE	USD	11,208	11,048	0.01
Caixa Geral de Depositos 10.75% VRN (Perpetual)	PT	EUR	10,124	10,870	0.01
Credit Suisse Group 3.869% VRN 12/01/2029 144A	CH	USD	11,208	10,719	0.01
Intesa Sanpaolo 2.125% 26/05/2025 EMTN	IT	EUR	9,462	10,099	0.01
Discover Bank 2.70% 06/02/2030	US	USD	11,208	10,056	0.01
UniCredit 7.296% VRN 02/04/2034 Reg S	IT	USD	8,556	8,459	0.01
Mitsubishi UFJ Financial Group 3.777% 02/03/2025	JP	USD	8,125	7,794	0.00
Morgan Stanley 2.699% VRN 22/01/2031 GMTN	US	USD	8,406	7,697	0.00
Rabobank 5.25% 04/08/2045	NL	USD	6,462	7,513	0.00
Park Aerospace Holdings 5.25% 15/08/2022 144A	KY	USD	8,406	7,434	0.00
BBVA 5.875% VRN (Perpetual)	ES	EUR	7,030	6,918	0.00
Bevco Lux Sarl 1.50% 16/09/2027	LU	EUR	6,783	6,873	0.00
Banco BPM 6.125% VRN (Perpetual)	IT	EUR	7,030	6,343	0.00
HSBC Holdings 6.375% VRN (Perpetual)	GB	USD	7,030	6,286	0.00
MSCI 3.875% 15/02/2031 144A	US	USD	6,462	5,796	0.00
Dresdner Funding Trust I 8.151% 30/06/2031 Reg S	US	USD	4,570	5,754	0.00
UBS Group 3.491% 23/05/2023 Reg S	CH	USD	6,304	5,642	0.00
Westpac Banking 4.322% VRN 23/11/2031 GMTN	AU	USD	5,604	5,416	0.00
JPMorgan Chase & Co. 2.956% VRN 13/05/2031	US	USD	5,814	5,317	0.00
Oversea-Chinese Bkg 1.832% VRN 10/09/2030 Reg S	SG	USD	5,814	4,981	0.00
ANZ 2.95% VRN 22/07/2030 Reg S	AU	USD	5,464	4,868	0.00
QBE Insurance Group 5.875% VRN (Perpetual) Reg S	AU	USD	4,231	3,886	0.00
CaixaBank 5.875% VRN (Perpetual)	ES	EUR	3,937	3,866	0.00
Natwest Group 8.625% VRN (Perpetual)	GB	USD	4,218	3,745	0.00
Sumitomo Mitsui Fin. Group 0.465% 30/05/2024 EMTN	JP	EUR	3,642	3,691	0.00
Citigroup 3.887% VRN 10/01/2028	US	USD	3,082	2,988	0.00
BPCE 3.50% 23/10/2027 144A	FR	USD	2,802	2,648	0.00
Westpac Banking 5.00% VRN (Perpetual)	AU	USD	2,729	2,374	0.00
Dresdner Funding Trust I 8.151% 30/06/2031 144A	US	USD	1,828	2,302	0.00
Phoenix Life 7.25% VRN (Perpetual)	GB	GBP	1,751	1,978	0.00
Assicurazioni Generali 6.269% VRN (Perpetual)	IT	GBP	984	1,187	0.00
QBE Insurance Group 5.875% VRN (Perpetual) 144A	AU	USD	536	493	0.00
				1,007,266	**0.61**
부동산					
Equinix 2.625% 18/11/2024	US	USD	17,026	15,546	0.01
Equinix 2.15% 15/07/2030	US	USD	16,154	13,962	0.01
SHK Properties Capital Mks 2.875% 21/01/2030 EMTN	KY	USD	12,600	11,363	0.01
Equinix 2.90% 18/11/2026	US	USD	10,684	9,882	0.01
Blackstone Property Partners 1.75% 12/03/2029 EMTN	LU	EUR	8,473	8,573	0.01
WEA Finance 3.50% 15/06/2029 144A	US	USD	8,406	7,172	0.00
Agile Group Holdings 5.75% 02/01/2025 Reg S	KY	USD	6,674	5,714	0.00
Akelius 1.125% 11/01/2029 EMTN	NL	EUR	5,430	5,437	0.00
Yuzhou Properties 8.375% 30/10/2024	KY	USD	5,959	5,312	0.00
Mitsui Fudosan 3.65% 20/07/2027 Reg S	JP	USD	5,043	4,828	0.00
Equinix 3.00% 15/07/2050	US	USD	4,808	4,056	0.00
China Evergrande Group 8.90% 24/05/2021	KY	USD	3,278	2,693	0.00
Yuzhou Properties 8.50% 26/02/2024	KY	USD	1,877	1,680	0.00
				96,218	**0.06**
정부					
Netherlands 0.00% 29/04/2021	NL	EUR	474,078	475,693	0.29
Italy 1.70% 01/09/2051	IT	EUR	414,859	423,748	0.26
US Treasury 0.00% 27/11/2020	US	USD	382,653	328,426	0.20
US Treasury 0.00% 12/11/2020	US	USD	382,356	328,182	0.20
US Treasury 0.00% 03/12/2020	US	USD	382,202	328,033	0.20
US Treasury 0.00% 05/11/2020	US	USD	382,148	328,008	0.20

현재 투자종목 명세서서 2020년 10월 31일

	국가 코드	CCY	주식 또는 명목	시장 가격 EUR순	% 자산
US Treasury 0.00% 19/11/2020	US	USD	382,148	327,998	0.20
US Treasury 0.00% 10/12/2020	US	USD	382,108	327,948	0.20
US Treasury Infl. Indexed Bonds 0.125% 15/04/2025	US	USD	312,349	283,268	0.17
Japan Inflation Linked Bond 0.10% 10/03/2029	JP	JPY	19,068,001	156,082	0.10
European Union 0.00% 04/10/2030 EMTN	SU	EUR	139,275	144,401	0.09
European Union 0.10% 04/10/2040 EMTN	SU	EUR	105,590	107,301	0.07
Italy 2.35% 15/09/2024	IT	EUR	83,356	96,685	0.06
US Treasury Infl. Indexed Bonds 0.25% 15/01/2025	US	USD	83,985	83,820	0.05
US Treasury Infl. Indexed Bonds 0.125% 15/10/2024	US	USD	53,474	49,036	0.03
Japan Inflation Linked Bond 0.10% 10/03/2027	JP	JPY	5,410,268	44,931	0.03
Japan 0.10% 10/03/2028	JP	JPY	4,921,960	40,574	0.02
Italy 2.55% 15/09/2041	IT	EUR	19,869	32,044	0.02
Japan Inflation Linked Bond 0.10% 10/03/2024	JP	JPY	2,705,134	23,022	0.01
Spain Inflation Linked 0.65% 30/11/2027	ES	EUR	12,582	14,488	0.01
Mexico 5.00% 27/04/2051	MX	USD	12,035	11,812	0.01
Japan 0.20% 10/03/2030	JP	JPY	1,132,382	9,334	0.01
				3,964,834	2.41
개방형 펀드					
Invesco Global Targeted Returns Fund UK	GB	GBP	120,556	310,231	0.19
				310,231	0.19
주식 연계 채권					
UBS (Anhui Heli (A)) ELN 21/01/2022	CN	USD	5,263	9,520	0.01
UBS (Midea Group (A)) ELN 16/11/2020	CN	USD	362	3,622	0.00
HSBC (Beijing Roborock Tech. (A)) ELN 21/09/2021	CN	USD	26	2,741	0.00
HSBC (Midea Group (A)) ELN 23/11/2020	CN	USD	151	1,511	0.00
HSBC (FPT (A)) ELN 23/11/2021	GB	USD	319	606	0.00
HSBC (Skshu Paint (A)) ELN 21/07/2021	CN	USD	31	589	0.00
UBS (Midea Group (A)) ELN 21/07/2022	CN	USD	14	141	0.00
				18,730	0.01
커뮤니케이션 서비스					
Euskaltel	ES	EUR	4,715	38,517	0.02
T-Mobile USA 3.60% 15/11/2060 144A	US	USD	24,289	20,552	0.01
T-Mobile USA 3.50% 15/04/2025 144A	US	USD	21,278	20,021	0.01
Netflix 3.625% 15/05/2027 Reg S	US	EUR	15,023	16,281	0.01
T-Mobile USA 4.50% 15/04/2050 144A	US	USD	15,320	15,471	0.01
T-Mobile USA 3.875% 15/04/2030 144A	US	USD	11,631	11,221	0.01
AT&T 3.50% 15/09/2053 Reg S	US	USD	9,201	7,503	0.00
AT&T 3.875% 15/01/2026	US	USD	6,462	6,279	0.00
AT&T 4.90% 15/06/2042	US	USD	6,100	6,181	0.00
				142,026	0.09
금융 상품					
Kommunalbanken CP -0.545% 05/11/2020	NO	EUR	54,415	54,420	0.03
Rabobank CP -0.55% 10/02/2021	NZ	EUR	37,002	37,049	0.02
Allianz CP -0.41% 03/11/2020	DE	EUR	37,002	37,004	0.02
HSBC France CP -0.50% 01/04/2021	FR	EUR	32,649	32,722	0.02
Agence Centrale CP -0.56% 22/02/2021	FR	EUR	32,649	32,710	0.02
Citibank CD 0.00% 05/02/2021	US	EUR	32,649	32,698	0.02
Lloyds Bank CP -0.57% 14/01/2021	GB	EUR	32,649	32,689	0.02
Toyota Leasing CP -0.56% 14/01/2021	DE	EUR	32,649	32,687	0.02
Lloyds Bank CP -0.56% 07/01/2021	GB	EUR	32,649	32,685	0.02
Swedbank CP -0.54% 21/12/2020	SE	EUR	32,649	32,678	0.02
Dexia Credit Local CP -0.54% 21/12/2020	FR	EUR	32,649	32,677	0.02
KBC Bank CD 0.00% 21/12/2020	BE	EUR	32,649	32,675	0.02
Sumi Trust Bank CD 0.00% 16/12/2020	JP	EUR	32,649	32,674	0.02
Toyota Motor Finance CP -0.56% 16/12/2020	NL	EUR	32,649	32,673	0.02
Linde Finance CP -0.43% 04/12/2020	NL	EUR	32,649	32,666	0.02
Citibank CD 0.00% 04/12/2020	US	EUR	32,649	32,666	0.02
Oesterreichisch CP -.54% 27/11/2020	AT	EUR	32,649	32,663	0.02
Jyske Bank CP -0.545% 23/11/2020	DK	EUR	32,649	32,661	0.02
SMBC Brussels CP -0.53% 19/11/2020	BE	EUR	32,649	32,660	0.02
Archer Dan CP -0.53% 03/12/2020	US	EUR	32,649	32,657	0.02
Archer Dan CP -0.52% 01/12/2020	US	EUR	32,649	32,657	0.02
Soc Anonyme De CP -0.36% 06/11/2020	FR	EUR	32,649	32,652	0.02
Loreal CP -0.555% 05/11/2020	FR	EUR	32,649	32,652	0.02
Linde Finance CP -0.49% 18/01/2021	NL	EUR	21,766	21,792	0.01
Mizuho Bank CD 0.00% 07/01/2021	GB	EUR	21,766	21,789	0.01
Denmark CP -0.53% 04/01/2021	DK	EUR	21,766	21,789	0.01
SMBV Brussels CD 0.00% 24/12/2020	DE	EUR	21,766	21,786	0.01
Dexia Credit Local CP -0.48% 22/12/2020	FR	EUR	21,766	21,785	0.01
Svenska Handelsbanken CP -0.35% 18/12/2020	SE	EUR	21,766	21,782	0.01
Nordea Bank CP -0.55% 17/12/2020	FI	EUR	21,766	21,782	0.01
Nordea Bank CP -0.50% 10/12/2020	FI	EUR	21,766	21,780	0.01
Nordea Bank CP -0.4% 07/12/2020	FI	EUR	21,766	21,779	0.01
Swedbank CP -0.38% 01/12/2020	SE	EUR	21,766	21,777	0.01
SMBC Brussels CD 0.00% 23/11/2020	BE	EUR	21,766	21,775	0.01
Agence Centrale CP -0.52% 23/11/2020	FR	EUR	21,766	21,774	0.01
Rabobank Ned CP -0.40% 05/11/2020	NL	EUR	21,766	21,768	0.01
Agence Centrale CP -0.33% 06/11/2020	FR	EUR	21,766	21,768	0.01
Credit Suisse CD 0.00% 12/11/2020	GB	EUR	17,413	17,417	0.01
Mizuho Bank CD 0.00% 05/11/2020	GB	EUR	17,413	17,414	0.01
Goldman Sachs CD 0.00% 07/05/2021	GB	EUR	16,324	16,370	0.01
BOA International CD 0.00% 08/01/2021	IE	EUR	16,324	16,342	0.01
P&G CP -0.49% 03/12/2020	US	EUR	15,236	15,244	0.01
Deutsche Bahn CP -0.555% 30/11/2020	DE	EUR	15,236	15,244	0.01
Svenska Handelsbanken CP -0.49% 24/05/2021	SE	EUR	10,883	10,917	0.01
Swedbank CP -.053% 21/04/2021	SE	EUR	10,883	10,911	0.01
Nordea Bank CP -0.54% 19/04/2021	FI	EUR	10,883	10,910	0.01
Svenska Handelsbanken CP -0.52% 22/02/2021	SE	EUR	10,883	10,902	0.01
Paccar Finance Euro CP -0.53% 05/01/2021	NL	EUR	10,883	10,894	0.01
Swedbank CP -0.55% 17/12/2020	SE	EUR	10,883	10,892	0.01
HSBC France CP -0.15% 09/11/2020	FR	EUR	10,883	10,885	0.01
Deutsche Bahn CP -0.555% 30/11/2020	DE	EUR	6,530	6,533	0.00
				1,267,776	0.77
목록에 없음					
유틸리티					
TXU Europe Funding 7.00% 30/11/2005 (Defaulted)*	GB	EUR	19,375	0	0.00
TXU Eastern Funding 6.45% 15/05/2005 (Defaulted)*	GB	USD	2,827	0	0.00
				0	0.00
소재					
Farmers Bus Perpetual (Pref'd)*	US	USD	2,492	70,716	0.04
FARMERS BU SR F 0% (Pref'd) (Perpetual)*	US	USD	1,682	47,730	0.03
China Metal Recycling Holdings*	HK	HKD	48	0	0.00
				118,446	0.07
산업재					
Tradeshift Holdings*	US	USD	4,619	23,789	0.01
Blue Skyview 15.758% VRN (Perpetual) (Defaulted)	VG	USD	4,380	947	0.00
Jain Int'l Trading 7.125% 01/02/2022 (Defaulted)	NL	USD	2,741	459	0.00
				25,195	0.02
정보 기술					
Innoviz Technology Service*	IL	USD	8,893	64,158	0.04
Sensetime Group*	CN	USD	12,216	3,708	0.00
Nuoxi Capital 5.35% 24/01/2023 (Defaulted)	VG	USD	3,605	309	0.00
DBA Telecommunication Asia Holdings*	HK	HKD	191	0	0.00
				68,175	0.04
소비재					
Virgin Media Secured Fin. 4.125% 15/08/2030	GB	GBP	35,700	38,937	0.02
Top Wise Excellence 6.00% 16/03/2020 (Defaulted)	VG	USD	4,201	391	0.00
				39,328	0.02
건강					
Grail*	US	USD	372	3,802	0.00
JHL Biotech*	KY	TWD	601	848	0.00
Chime Biologics*	VG	USD	601	195	0.00
				4,845	0.00
금융					
Transferwise*	GB	USD	681	73,063	0.04
Transferwise (Pref'd)*	GB	USD	464	49,824	0.03
Tianjin State-OCI. & Management. 1.60% 17/12/2039*	CN	USD	9,807	1,726	0.00
Yihua Overseas Invest. 8.50% 23/10/2020 (Defaulted)	VG	USD	3,218	221	0.00
				124,834	0.08
부동산					
Intu SGS Fin. 3.875% 17/03/2023 EMTN (Defaulted)	GB	GBP	11,908	7,671	0.00
Modernland Overseas Pte 6.95% 13/04/2024	SG	USD	2,860	993	0.00
JGC Ventures 10.75% 30/08/2021 (Defaulted)	SG	USD	2,562	902	0.00
Intu Debenture 5.562% 31/12/2027 (Defaulted)	GB	GBP	579	338	0.00
				9,904	0.01
단주				9	0.00
총 투자 (비용 EUR 146,311,131)				149,667,257	91.10
예금					
Barclays Bank TD -0.55% 02/11/2020	GB	EUR	163,244	163,244	0.10
KBC Bank TD -0.56% 02/11/2020	BE	EUR	130,595	130,595	0.08
Bred Banque TD -0.58% 02/11/2020	FR	EUR	130,595	130,595	0.08

현재 투자종목 명세서서 2020년 10월 31일

	국가 코드	CCY	주식 또는 명목	시장 가격 EUR	% 순자산
Credit Agricole TD -0.55% 02/11/2020	FR	EUR	68,892	68,892	0.04
				493,326	0.30
(예금 포함) 총 투자				150,160,583	91.40

차액 거래 계약

	CCY	기본 노출	미실현 이익 / (손실) EUR	% 순자산
MSCI Europe VI Eur Net (JPLS)	EUR	1,545,639	(83,950)	(0.05)
			(83,950)	(0.05)

신용 디폴트 스왑 (Credit Default Swap)

	CCY	기본 노출	미실현 이익 / (손실) EUR	% 순자산
매수 보호 Commerzbk 4% 20/12/2025	EUR	112,594	7,680	0.00
매수 보호 브라질 4.25% 20/12/2025	USD	54,600	2,664	0.00
매도 보호 CDX NA HY S35 5 년 20/12/202	USD	72,692	2,217	0.00
매수 보호 Lloyds Bank 4.5% 20/12/2025	EUR	68,889	1,600	0.00
매수 보호 Repsol Int'l Fin 2.25% 20/12/2025	EUR	129,538	1,259	0.00
매수 보호 4.375% 20/12/2025	EUR	45,926	1,242	0.00
매수 보호 Munich Re 7.625% 20/12/2020	EUR	16,154	(19)	(0.00)
매수 보호 XL Capital Yank 6.25% 20/12/2020	USD	32,308	(38)	(0.00)
매수 보호 Quest Diagnostic 6.95% 20/06/2021	USD	9,692	(50)	(0.00)
매수 보호 Lincoln National 3.35% 20/12/2025	USD	20,677	(79)	(0.00)
매수 보호 Conocophillips 5.9% 20/06/2022	USD	11,631	(108)	(0.00)
매수 보호 Avnet 4.875% 20/06/2025	USD	16,154	(115)	(0.00)
매수 보호 Avnet 4.875% 20/06/2022	USD	11,954	(120)	(0.00)
매수 보호 Aig International 6.25% 20/12/2025	USD	20,677	(218)	(0.00)
매수 보호 Wells Fargo 3.069% 20/12/2025	USD	25,200	(363)	(0.00)
매수 보호 CDX NA HY S35 5 년 20/12/202	USD	15,410	(470)	(0.00)
매수 보호 Dow Chemical 7.375% 20/12/2025	USD	71,077	(902)	(0.00)
매수 보호 iTraxx Xover S34 20/12/2025	EUR	18,212	(1,095)	(0.00)
매수 보호 Viacomcbs 4.75% 20/12/2025	USD	99,427	(1,157)	(0.00)
매수 보호 일반사항 Motors 4.875% 20/12/2025	USD	57,508	(8,754)	(0.01)
			3,174	0.00

선물환 계약

	기본 노출 EUR	미실현 이익 / (손실) EUR	% 순자산
구입 USD 판매 EUR 에 1.18657 12/11/2020	600,648	10,973	0.01
구입 USD 판매 NOK 에 0.11227 12/11/2020	90,727	6,406	0.00
구입 USD 판매 EUR 에 1.18663 12/11/2020	147,273	2,698	0.00
구입 USD 판매 SEK 에 0.11499 12/11/2020	95,013	2,094	0.00
구입 SEK 판매 EUR 에 10.41988 16/11/2020	280,664	1,682	0.00
구입 USD 판매 GBP 에 1.31668 12/11/2020	96,974	1,584	0.00
구입 USD 판매 EUR 에 1.19905 12/11/2020	48,406	1,403	0.00
구입 USD 판매 SEK 에 0.11393 12/11/2020	99,325	1,257	0.00
구입 USD 판매 AUD 에 0.71980 12/11/2020	52,271	1,246	0.00
구입 USD 판매 NOK 에 0.11326 12/11/2020	15,042	1,205	0.00
구입 USD 판매 CAD 에 0.76029 12/11/2020	95,798	1,185	0.00
구입 CHF 판매 EUR 에 1.07699 16/11/2020	131,231	1,181	0.00
구입 USD 판매 NOK 에 0.10910 12/11/2020	17,236	697	0.00
구입 USD 판매 AUD 에 0.72481 12/11/2020	20,451	634	0.00
구입 USD 판매 EUR 에 1.18181 12/11/2020	42,936	609	0.00
구입 USD 판매 EUR 에 1.18193 12/11/2020	37,450	535	0.00
구입 USD 판매 EUR 에 1.19298 12/11/2020	21,912	521	0.00
구입 USD 판매 GBP 에 1.30368 12/11/2020	78,595	495	0.00
구입 USD 판매 EUR 에 1.17171 06/11/2020	84,337	476	0.00
구입 USD 판매 CAD 에 0.75930 12/11/2020	40,422	447	0.00
구입 USD 판매 EUR 에 1.18276 12/11/2020	29,254	439	0.00
구입 NZD 판매 USD 에 1.53290 12/11/2020	27,955	422	0.00
구입 USD 판매 EUR 에 1.18862 12/11/2020	20,289	406	0.00
구입 USD 판매 GBP 에 1.30466 12/11/2020	56,041	395	0.00
구입 USD 판매 AUD 에 0.72572 12/11/2020	11,483	371	0.00
구입 USD 판매 AUD 에 0.73301 12/11/2020	8,627	368	0.00
구입 JPY 판매 EUR 에 125.06129 12/11/2020	13,267	351	0.00
구입 USD 판매 EUR 에 1.18412 12/11/2020	18,157	293	0.00
구입 USD 판매 DKK 에 0.15941 12/11/2020	16,032	293	0.00
구입 USD 판매 EUR 에 1.18495 06/11/2020	16,174	275	0.00
구입 USD 판매 EUR 에 1.16878 03/12/2020	100,626	255	0.00
구입 USD 판매 SEK 에 0.11580 12/11/2020	8,666	253	0.00
구입 CAD 판매 USD 에 1.33863 06/11/2020	47,527	252	0.00
구입 USD 판매 SEK 에 0.11410 12/11/2020	17,469	247	0.00
구입 USD 판매 EUR 에 1.17604 12/11/2020	25,635	237	0.00
구입 USD 판매 EUR 에 1.17312 12/11/2020	34,638	233	0.00
구입 EUR 판매 AUD 에 0.60593 12/11/2020	51,649	224	0.00
구입 SEK 판매 USD 에 8.90860 12/11/2020	97,159	222	0.00
구입 USD 판매 SEK 에 0.11438 12/11/2020	13,223	220	0.00
구입 USD 판매 GBP 에 1.29760 03/12/2020	144,128	212	0.00
구입 USD 판매 EUR 에 1.19881 12/11/2020	7,251	209	0.00
구입 USD 판매 EUR 에 1.19143 12/11/2020	9,117	205	0.00
구입 USD 판매 EUR 에 1.18738 12/11/2020	9,818	186	0.00
구입 USD 판매 SEK 에 0.11468 12/11/2020	8,766	169	0.00
구입 USD 판매 NOK 에 0.10729 12/11/2020	7,282	168	0.00
구입 USD 판매 SEK 에 0.11385 12/11/2020	13,486	160	0.00
구입 USD 판매 EUR 에 1.17503 12/11/2020	16,229	136	0.00
구입 USD 판매 EUR 에 1.18295 12/11/2020	8,804	133	0.00
구입 USD 판매 EUR 에 1.17277 12/11/2020	20,558	132	0.00
구입 JPY 판매 USD 에 105.67120 06/11/2020	12,177	129	0.00
구입 USD 판매 EUR 에 1.17686 06/11/2020	12,657	127	0.00
구입 USD 판매 EUR 에 1.17991 06/11/2020	9,897	126	0.00
구입 USD 판매 EUR 에 1.17324 12/11/2020	18,303	125	0.00
구입 USD 판매 EUR 에 1.18429 12/11/2020	7,610	124	0.00
구입 USD 판매 AUD 에 0.71767 12/11/2020	5,831	121	0.00
구입 USD 판매 EUR 에 1.18018 12/11/2020	9,399	120	0.00
구입 USD 판매 EUR 에 1.18311 12/11/2020	7,414	113	0.00
구입 USD 판매 CAD 에 0.76056 12/11/2020	8,830	112	0.00
구입 USD 판매 CAD 에 0.76014 12/11/2020	8,761	107	0.00
구입 USD 판매 AUD 에 0.71603 12/11/2020	5,778	107	0.00
구입 USD 판매 CAD 에 0.75290 12/11/2020	41,354	104	0.00
구입 USD 판매 NZD 에 0.66639 12/11/2020	16,185	102	0.00
구입 USD 판매 GBP 에 1.31793 12/11/2020	5,812	101	0.00
구입 NOK 판매 USD 에 9.54681 12/11/2020	90,627	100	0.00
구입 USD 판매 EUR 에 1.19678 12/11/2020	3,639	98	0.00
구입 USD 판매 GBP 에 1.30398 12/11/2020	14,667	96	0.00
구입 JPY 판매 USD 에 105.67820 12/11/2020	8,944	96	0.00
구입 GBP 판매 EUR 에 0.91936 12/11/2020	4,189	93	0.00
구입 GBP 판매 EUR 에 0.90578 19/11/2020	13,359	92	0.00
구입 NZD 판매 USD 에 1.52490 12/11/2020	8,863	87	0.00
구입 USD 판매 NOK 에 0.10817 12/11/2020	2,596	82	0.00
구입 USD 판매 SEK 에 0.11390 12/11/2020	5,856	73	0.00
구입 USD 판매 EUR 에 1.18257 12/11/2020	4,890	73	0.00
구입 USD 판매 EUR 에 1.18166 06/11/2020	4,828	69	0.00
구입 USD 판매 SEK 에 0.11382 12/11/2020	5,876	68	0.00
구입 USD 판매 EUR 에 1.19250 12/11/2020	2,892	68	0.00
구입 CAD 판매 USD 에 1.33809 12/11/2020	13,613	67	0.00
구입 GBP 판매 EUR 에 0.90746 12/11/2020	6,213	55	0.00
구입 USD 판매 EUR 에 1.18162 16/11/2020	3,572	50	0.00
구입 JPY 판매 USD 에 105.44390 12/11/2020	5,910	50	0.00
구입 USD 판매 CAD 에 0.75606 12/11/2020	7,301	49	0.00
구입 GBP 판매 USD 에 0.77253 12/11/2020	57,349	47	0.00
구입 USD 판매 EUR 에 1.18349 12/11/2020	2,908	45	0.00
구입 USD 판매 EUR 에 1.17187 06/11/2020	7,725	45	0.00
구입 USD 판매 AUD 에 0.70494 12/11/2020	16,498	45	0.00
구입 USD 판매 EUR 에 1.18249 16/11/2020	2,847	42	0.00
구입 USD 판매 EUR 에 1.18510 12/11/2020	2,347	40	0.00
구입 JPY 판매 USD 에 105.97211 12/11/2020	2,965	40	0.00
구입 CNY 판매 USD 에 6.78220 19/01/2021	5,368	40	0.00
구입 USD 판매 EUR 에 1.18136 12/11/2020	2,791	39	0.00
구입 USD 판매 EUR 에 1.18081 12/11/2020	2,886	38	0.00
구입 USD 판매 CHF 에 1.10342 12/11/2020	3,549	38	0.00
구입 USD 판매 EUR 에 1.17835 12/11/2020	3,279	37	0.00
구입 USD 판매 CAD 에 0.76042 12/11/2020	2,931	37	0.00
구입 KRW 판매 USD 에 1168.68000 04/01/2021	1,269	37	0.00
구입 USD 판매 GBP 에 1.30993 12/11/2020	2,947	33	0.00
구입 USD 판매 CAD 에 0.75150 06/11/2020	47,778	33	0.00
구입 USD 판매 GBP 에 1.30282 12/11/2020	5,153	29	0.00
구입 CHF 판매 USD 에 0.92171 06/11/2020	4,600	28	0.00
구입 USD 판매 EUR 에 1.18706 12/11/2020	1,217	23	0.00
구입 USD 판매 CAD 에 0.76265 12/11/2020	1,457	23	0.00
구입 SEK 판매 USD 에 9.01063 04/01/2021	1,334	20	0.00
구입 GBP 판매 USD 에 0.77884 12/11/2020	2,171	20	0.00
구입 USD 판매 EUR 에 1.19339 12/11/2020	754	18	0.00
구입 USD 판매 GBP 에 1.30064 12/11/2020	3,930	16	0.00
구입 JPY 판매 USD 에 105.56800 12/11/2020	1,496	15	0.00
구입 USD 판매 EUR 에 1.19106 12/11/2020	616	14	0.00
구입 USD 판매 EUR 에 1.17809 12/11/2020	1,305	14	0.00
구입 USD 판매 EUR 에 1.17954 16/11/2020	972	12	0.00
구입 USD 판매 AUD 에 0.70615 06/11/2020	2,714	12	0.00
구입 NZD 판매 USD 에 1.51353 12/11/2020	5,349	12	0.00
구입 JPY 판매 USD 에 105.05114 12/11/2020	2,473	12	0.00
구입 USD 판매 EUR 에 1.16568 12/11/2020	32,989	11	0.00
구입 USD 판매 EUR 에 1.17357 16/11/2020	1,097	8	0.00
구입 USD 판매 EUR 에 1.17260 16/11/2020	1,081	7	0.00
구입 JPY 판매 USD 에 104.91992 12/11/2020	1,980	7	0.00
구입 SGD 판매 USD 에 1.37102 04/01/2021	1,260	5	0.00
구입 EUR 판매 GBP 에 1.11282 12/11/2020	5,263	5	0.00
구입 USD 판매 GBP 에 1.29635 06/11/2020	6,231	4	0.00
구입 USD 판매 CHF 에 1.09256 06/11/2020	4,628	4	0.00
구입 USD 판매 CAD 에 0.75137 12/11/2020	8,930	4	0.00

현재 투자종목 명세서서 2020년 10월 31일

	기본 노출 EUR	미실현 이익 / (손실) EUR	% 순자산
구입 USD 판매 EUR 에 1.16547 12/11/2020	21,340	3	0.00
구입 USD 판매 EUR 에 1.16537 12/11/2020	21,719	2	0.00
구입 GBP 판매 USD 에 0.77252 12/11/2020	2,439	2	0.00
구입 USD 판매 JPY 에 0.00956 06/11/2020	12,306	0	0.00
구입 USD 판매 PHP 에 0.02058 16/11/2020	437	(1)	(0.00)
구입 USD 판매 PHP 에 0.02055 16/11/2020	371	(1)	(0.00)
구입 USD 판매 PHP 에 0.02052 16/11/2020	272	(1)	(0.00)
구입 USD 판매 GBP 에 1.29520 06/11/2020	4,197	(1)	(0.00)
구입 JPY 판매 USD 에 104.52440 03/12/2020	12,310	(1)	(0.00)
구입 EUR 판매 USD 에 0.85062 16/11/2020	134	(1)	(0.00)
구입 USD 판매 PHP 에 0.02063 16/11/2020	6,492	(2)	(0.00)
구입 EUR 판매 USD 에 0.85601 16/11/2020	1,024	(2)	(0.00)
구입 USD 판매 GBP 에 1.29523 12/11/2020	17,600	(4)	(0.00)
구입 JPY 판매 USD 에 104.52800 12/11/2020	16,360	(4)	(0.00)
구입 EUR 판매 USD 에 0.85446 04/01/2021	1,287	(4)	(0.00)
구입 CHF 판매 USD 에 0.91457 03/12/2020	4,636	(4)	(0.00)
구입 USD 판매 JPY 에 0.00954 12/11/2020	2,561	(6)	(0.00)
구입 PLN 판매 USD 에 3.80446 12/11/2020	146	(6)	(0.00)
구입 GBP 판매 USD 에 0.77085 12/11/2020	4,450	(6)	(0.00)
구입 PLN 판매 USD 에 3.88560 12/11/2020	393	(7)	(0.00)
구입 PLN 판매 USD 에 3.87827 12/11/2020	358	(7)	(0.00)
구입 EUR 판매 USD 에 0.85197 16/11/2020	943	(7)	(0.00)
구입 USD 판매 GBP 에 1.29461 03/12/2020	9,267	(8)	(0.00)
구입 CAD 판매 USD 에 1.33115 12/11/2020	25,163	(8)	(0.00)
구입 USD 판매 GBP 에 1.29104 12/11/2020	3,008	(10)	(0.00)
구입 GBP 판매 USD 에 0.76756 12/11/2020	2,051	(12)	(0.00)
구입 AUD 판매 USD 에 1.41594 03/12/2020	2,726	(12)	(0.00)
구입 EUR 판매 USD 에 0.85007 16/11/2020	1,435	(13)	(0.00)
구입 USD 판매 JPY 에 0.00948 12/11/2020	1,490	(14)	(0.00)
구입 USD 판매 SEK 에 0.11214 12/11/2020	4,457	(15)	(0.00)
구입 CHF 판매 USD 에 0.90844 12/11/2020	1,907	(16)	(0.00)
구입 GBP 판매 USD 에 0.76809 06/11/2020	3,501	(17)	(0.00)
구입 CAD 판매 USD 에 1.32630 12/11/2020	4,453	(18)	(0.00)
구입 EUR 판매 USD 에 0.84759 16/11/2020	1,608	(20)	(0.00)
구입 EUR 판매 USD 에 0.85104 12/11/2020	2,506	(21)	(0.00)
구입 GBP 판매 USD 에 0.76604 12/11/2020	2,962	(22)	(0.00)
구입 CAD 판매 USD 에 1.32935 12/11/2020	13,444	(22)	(0.00)
구입 EUR 판매 GBP 에 1.10852 12/11/2020	7,980	(23)	(0.00)
구입 GBP 판매 USD 에 0.76815 06/11/2020	4,912	(24)	(0.00)
구입 GBP 판매 USD 에 0.76506 12/11/2020	2,994	(26)	(0.00)
구입 EUR 판매 USD 에 0.85233 12/11/2020	3,801	(26)	(0.00)
구입 AUD 판매 USD 에 1.39789 12/11/2020	1,483	(26)	(0.00)
구입 EUR 판매 USD 에 0.84988 12/11/2020	2,803	(27)	(0.00)
구입 EUR 판매 USD 에 0.85474 12/11/2020	7,475	(30)	(0.00)
구입 EUR 판매 USD 에 0.84402 12/11/2020	1,900	(31)	(0.00)
구입 CAD 판매 USD 에 1.33058 03/12/2020	47,814	(32)	(0.00)
구입 CAD 판매 USD 에 1.31469 12/11/2020	2,680	(34)	(0.00)
구입 AUD 판매 USD 에 1.40400 06/11/2020	2,749	(36)	(0.00)
구입 EUR 판매 USD 에 0.85401 12/11/2020	7,937	(38)	(0.00)
구입 SEK 판매 USD 에 8.85490 12/11/2020	10,425	(39)	(0.00)
구입 EUR 판매 USD 에 0.84675 12/11/2020	2,976	(40)	(0.00)
구입 PLN 판매 USD 에 3.69688 12/11/2020	642	(43)	(0.00)
구입 EUR 판매 GBP 에 1.09721 12/11/2020	4,021	(53)	(0.00)
구입 NZD 판매 USD 에 1.50270 12/11/2020	12,287	(60)	(0.00)
구입 EUR 판매 JPY 에 0.00808 19/11/2020	4,012	(62)	(0.00)
구입 USD 판매 GBP 에 1.28873 12/11/2020	12,283	(64)	(0.00)
구입 EUR 판매 USD 에 0.84639 12/11/2020	4,716	(65)	(0.00)
구입 EUR 판매 USD 에 0.84454 12/11/2020	4,145	(66)	(0.00)
구입 CAD 판매 USD 에 1.30102 12/11/2020	2,979	(68)	(0.00)
구입 USD 판매 NZD 에 0.65702 12/11/2020	9,065	(71)	(0.00)
구입 EUR 판매 USD 에 0.83583 12/11/2020	3,177	(83)	(0.00)
구입 EUR 판매 GBP 에 1.10529 12/11/2020	14,252	(83)	(0.00)
구입 AUD 판매 USD 에 1.39639 12/11/2020	4,563	(83)	(0.00)
구입 USD 판매 GBP 에 1.28036 12/11/2020	7,545	(88)	(0.00)
구입 NOK 판매 USD 에 9.43940 12/11/2020	8,916	(91)	(0.00)
구입 EUR 판매 USD 에 0.84628 06/11/2020	6,491	(91)	(0.00)
구입 USD 판매 GBP 에 1.28638 12/11/2020	13,417	(95)	(0.00)
구입 EUR 판매 USD 에 0.83660 12/11/2020	3,817	(96)	(0.00)
구입 GBP 판매 USD 에 0.74527 12/11/2020	2,881	(99)	(0.00)
구입 USD 판매 CAD 에 0.74801 12/11/2020	25,266	(100)	(0.00)
구입 EUR 판매 USD 에 0.85279 06/11/2020	15,919	(102)	(0.00)
구입 EUR 판매 USD 에 0.84372 12/11/2020	6,389	(108)	(0.00)
구입 GBP 판매 USD 에 0.76351 12/11/2020	10,307	(112)	(0.00)
구입 EUR 판매 GBP 에 1.10497 12/11/2020	19,370	(118)	(0.00)
구입 EUR 판매 USD 에 0.84335 12/11/2020	7,175	(124)	(0.00)
구입 EUR 판매 USD 에 0.84703 12/11/2020	10,417	(135)	(0.00)
구입 EUR 판매 GBP 에 1.10962 12/11/2020	70,903	(137)	(0.00)
구입 EUR 판매 USD 에 0.84242 12/11/2020	7,602	(139)	(0.00)
구입 EUR 판매 USD 에 0.84240 12/11/2020	7,619	(140)	(0.00)
구입 GBP 판매 USD 에 0.76516 12/11/2020	16,292	(142)	(0.00)
구입 EUR 판매 USD 에 0.84583 16/11/2020	9,935	(142)	(0.00)
구입 EUR 판매 USD 에 0.84376 12/11/2020	9,306	(156)	(0.00)
구입 EUR 판매 USD 에 0.84773 06/11/2020	12,993	(160)	(0.00)
구입 NOK 판매 USD 에 8.97158 12/11/2020	2,957	(175)	(0.00)
구입 SEK 판매 USD 에 8.67080 12/11/2020	7,373	(180)	(0.00)
구입 GBP 판매 USD 에 0.77078 06/11/2020	144,317	(213)	(0.00)
구입 CAD 판매 USD 에 1.31821 12/11/2020	21,265	(213)	(0.00)
구입 PLN 판매 USD 에 3.72271 12/11/2020	3,695	(221)	(0.00)
구입 EUR 판매 USD 에 0.84363 12/11/2020	13,537	(229)	(0.00)
구입 USD 판매 JPY 에 0.00947 12/11/2020	24,320	(238)	(0.00)
구입 EUR 판매 USD 에 0.85609 06/11/2020	100,823	(257)	(0.00)
구입 CAD 판매 USD 에 1.31637 12/11/2020	23,583	(269)	(0.00)
구입 AUD 판매 USD 에 1.40234 12/11/2020	19,354	(273)	(0.00)
구입 EUR 판매 USD 에 0.85607 12/11/2020	114,315	(278)	(0.00)
구입 AUD 판매 USD 에 1.35490 12/11/2020	5,949	(282)	(0.00)
구입 EUR 판매 USD 에 0.83992 12/11/2020	13,471	(286)	(0.00)
구입 EUR 판매 AUD 에 0.60190 12/11/2020	124,065	(292)	(0.00)
구입 NZD 판매 USD 에 1.49108 12/11/2020	23,664	(298)	(0.00)
구입 AUD 판매 USD 에 1.38999 12/11/2020	14,737	(336)	(0.00)
구입 EUR 판매 USD 에 0.85226 12/11/2020	50,669	(348)	(0.00)
구입 EUR 판매 USD 에 0.84617 12/11/2020	27,217	(380)	(0.00)
구입 USD 판매 JPY 에 0.00941 12/11/2020	24,098	(384)	(0.00)
구입 AUD 판매 USD 에 1.38572 12/11/2020	16,408	(423)	(0.00)
구입 NOK 판매 USD 에 8.97703 12/11/2020	7,418	(435)	(0.00)
구입 EUR 판매 USD 에 0.84761 12/11/2020	40,408	(497)	(0.00)
구입 EUR 판매 USD 에 0.84284 12/11/2020	27,864	(497)	(0.00)
구입 USD 판매 JPY 에 0.00949 12/11/2020	73,207	(533)	(0.00)
구입 AUD 판매 USD 에 1.38260 12/11/2020	19,196	(537)	(0.00)
구입 EUR 판매 USD 에 0.84277 12/11/2020	33,634	(603)	(0.00)
구입 NOK 판매 USD 에 8.99863 12/11/2020	14,922	(841)	(0.00)
구입 GBP 판매 USD 에 0.75898 12/11/2020	52,083	(871)	(0.00)
구입 SEK 판매 USD 에 8.69658 12/11/2020	42,259	(911)	(0.00)
구입 USD 판매 GBP 에 1.28423 06/11/2020	142,047	(1,233)	(0.00)
구입 EUR 판매 USD 에 0.84324 12/11/2020	70,885	(1,233)	(0.00)
구입 NOK 판매 USD 에 9.28964 12/11/2020	65,152	(1,685)	(0.00)
구입 EUR 판매 JPY 에 0.00803 19/11/2020	98,775	(2,119)	(0.00)
구입 NOK 판매 EUR 에 10.85198 16/11/2020	99,157	(2,335)	(0.00)
구입 EUR 판매 GBP 에 1.09720 16/11/2020	241,792	(3,154)	(0.00)
구입 EUR 판매 USD 에 0.84568 19/11/2020	1,019,279	(14,669)	(0.01)
구입 EUR 판매 GBP 에 1.10323 19/11/2020	6,545,243	(49,555)	(0.03)
구입 EUR 판매 USD 에 0.84567 19/11/2020	11,055,029	(159,207)	(0.10)
		(201,647)	**(0.12)**

선물

	CCY	기본 노출	미실현 이익 / (손실) EUR	% 순자산
Euro-Bund Bond Future 08/12/2020	EUR	1,514,854	7,854	0.00
FTSE 250 Index Future 18/12/2020	GBP	(95,558)	2,160	0.00
US Long Bond Future 21/12/2020	USD	(50,711)	1,093	0.00
10 Year Mini JGB Bond Future 11/12/2020	JPY	43,285,143	418	0.00
호주 10 년 Bond Future 15/12/2020	AUD	72,659	131	0.00
US Treasury Note 2 Year Bond Future 31/12/2020	USD	15,469	(1)	(0.00)
Japan 10 Year Bond Future 14/12/2020	JPY	(5,424,342)	(70)	(0.00)
Euro-Schatz Bond Future 08/12/2020	EUR	(46,952)	(73)	(0.00)
Canadian 10 Year Bond Future 18/12/2020	CAD	98,505	(131)	(0.00)
US Treasury Note 5 Year Bond Future 31/12/2020	USD	296,214	(548)	(0.00)
Long Gilt Bond Future 29/12/2020	GBP	154,305	(751)	(0.00)
US Ultra Bond Future 21/12/2020	USD	49,455	(919)	(0.00)
Euro-Bobl Bond Future 08/12/2020	EUR	(59,726)	(1,536)	(0.00)
US Treasury Note 10 Year Bond Future 21/12/2020	USD	414,360	(1,764)	(0.00)
미국 10 년 Ultra Bond Future 21/12/2020	USD	186,629	(2,162)	(0.00)
Euro-BTP Bond Future 08/12/2020	EUR	(677,256)	(6,356)	(0.00)
Euro Buxl 30 Year Bond Future 08/12/2020	EUR	(339,409)	(9,985)	(0.01)
S&P TSX 60 Index Future 17/12/2020	CAD	3,183,771	(103,191)	(0.06)
E-Mini Russ 1000 Index Future 18/12/2020	USD	5,561,199	(159,055)	(0.10)
MSCI Europe Index Future 18/12/2020	EUR	2,355,282	(170,572)	(0.10)
			(445,458)	**(0.27)**

금리 스왑

	CCY	기본 노출	미실현 이익 / (손실) EUR	% 순자산
Receive fixed 1.0872% pay float. (6m AUD BB) 27/03/2030	AUD	53,096	1,072	0.00
Receive fixed 0.4123% pay float. (6m CHF LIBOR) 04/06/2028	CHF	10,066	658	0.00
Receive fixed 0.2985% pay float. (6m CHF LIBOR) 31/07/2027	CHF	11,903	639	0.00
Receive fixed 0.9117% pay float. (6m AUD BB) 01/05/2030	AUD	38,501	385	0.00
Receive fixed 0.5323% pay float. (6m CHF LIBOR) 12/11/2028	CHF	4,404	337	0.00
Receive fixed 0.1818% pay float. (6m CHF LIBOR) 04/09/2027	CHF	4,844	225	0.00
Receive fixed 0.8077% pay float. (6m AUD BB) 17/07/2030	AUD	62,784	196	0.00
Receive fixed 0.4098% pay float. (6m CHF LIBOR) 04/04/2028	CHF	2,768	178	0.00

현재 투자종목 명세서 2020년 10월 31일

	CCY	기본 노출	미실현 이익 / (손실) EUR	% 순자산
Receive fixed 0.3598% pay float. (3m STIBOR) 26/05/2030	SEK	101,034	81	0.00
Pay fixed -0.008% receive float. (6m JPY LIBOR) 26/05/2030	JPY	1,015,872	43	0.00
Pay fixed 0.5103% receive float. (3m NZ) 13/10/2030	NZD	38,627	12	0.00
Receive fixed -0.34% pay float. (6m CHF LIBOR) 10/08/2030	CHF	1,132	3	0.00
Receive fixed 0.2778% pay float. (3m STIBOR) 10/08/2030	SEK	19,754	(1)	(0.00)
Receive fixed 0.7477% pay float. (6m AUD BB) 07/08/2030	AUD	5,284	(3)	(0.00)
Receive fixed 0.7487% pay float. (6m AUD BB) 06/10/2030	AUD	20,383	(28)	(0.00)
Pay fixed 0.061% receive float. (6m JPY LIBOR) 25/03/2030	JPY	2,400,901	(36)	(0.00)
Pay fixed -0.2458% receive float. (6m EURIBOR) 10/08/2030	EUR	10,569	(38)	(0.00)
Pay fixed 1.2025% receive float. (3m NZ) 19/08/2029	NZD	1,258	(49)	(0.00)
Pay fixed 0.0952% receive float. (6m JPY LIBOR) 16/12/2029	JPY	1,336,965	(60)	(0.00)
Pay fixed -0.2058% receive float. (6m EURIBOR) 09/03/2030	EUR	7,172	(66)	(0.00)
Pay fixed 0.6443% receive float. (3m NZ) 10/08/2030	NZD	9,814	(77)	(0.00)
Receive fixed 0.2253% pay float. (3m STIBOR) 16/03/2030	SEK	262,461	(89)	(0.00)
Receive fixed 0.0085% pay float. (6m JPY LIBOR) 24/06/2029	JPY	4,321,043	(105)	(0.00)
Pay fixed 0.1553% receive float. (6m CHF LIBOR) 11/06/2029	CHF	4,655	(105)	(0.00)
Receive fixed 0.9348% pay float. (3m CDOR) 06/08/2030	CAD	9,562	(110)	(0.00)
Pay fixed 2.415% receive float. (3m NZ) 12/02/2029	NZD	1,510	(145)	(0.00)
Receive fixed 0.0427% pay float. (6m JPY LIBOR) 13/08/2029	JPY	3,098,951	(160)	(0.00)
Pay fixed 0.1202% receive float. (6m JPY LIBOR) 08/01/2030	JPY	2,923,181	(183)	(0.00)
Pay fixed -0.1898% receive float. (6m EURIBOR) 20/07/2030	EUR	19,502	(183)	(0.00)
Pay fixed -0.1298% receive float. (6m EURIBOR) 25/05/2030	EUR	13,211	(210)	(0.00)
Pay fixed 1.3628% receive float. (3m NZ) 21/10/2029	NZD	5,410	(255)	(0.00)
Receive fixed 0.078% pay float. (6m JPY LIBOR) 27/08/2029	JPY	4,300,157	(335)	(0.00)
Pay fixed 1.193% receive float. (3m NZ) 14/10/2029	NZD	10,821	(416)	(0.00)
Pay fixed -0.0298% receive float. (6m EURIBOR) 06/04/2030	EUR	18,873	(492)	(0.00)
Pay fixed 0.1047% receive float. (6m EURIBOR) 24/03/2030	EUR	16,986	(664)	(0.00)
Pay fixed 0.7323% receive float. (3m NZ) 20/07/2030	NZD	56,619	(733)	(0.00)
Pay fixed -0.1578% receive float. (6m EURIBOR) 18/05/2030	EUR	60,268	(801)	(0.00)
Pay fixed 0.0857% receive float. (6m EURIBOR) 08/07/2029	EUR	22,648	(839)	(0.00)
Pay fixed 0.0317% receive float. (6m EURIBOR) 05/08/2029	EUR	31,203	(1,010)	(0.00)
Pay fixed -0.0133% receive float. (6m EURIBOR) 27/04/2030	EUR	43,282	(1,196)	(0.00)
Pay fixed 0.5237% receive float. (6m EURIBOR) 06/05/2029	EUR	16,243	(1,227)	(0.00)
Receive fixed 0.97% pay float. (3m CDOR) 16/07/2030	CAD	139,660	(1,271)	(0.00)
Pay fixed 0.5986% receive float. (6m WIBO) 08/06/2025	PLN	1,117,846	(1,650)	(0.00)
Pay fixed 3.241% receive float. (3m NZ) 11/06/2028	NZD	14,595	(1,853)	(0.00)
Pay fixed 0.2982% receive float. (6m EURIBOR) 10/06/2029	EUR	45,421	(2,534)	(0.00)
Pay fixed 0.68% receive float. (6m WIBO) 11/05/2025	PLN	1,130,769	(2,593)	(0.00)
Pay fixed 2.9% receive float. (3m New Zealand) 08/10/2028	NZD	27,177	(3,142)	(0.00)
Pay fixed 2.36% receive float. (3m New Zealand) 18/03/2029	NZD	34,097	(3,215)	(0.00)
			(22,045)	**(0.01)**

옵션

	CCY	Contracts	시장 가격 EUR	% 순자산
구입 풋 HSI 지수 22000 29/06/2021	HKD	1	693	0.00
구입 풋 HSI 지수 21600 29/06/2021	HKD	1	325	0.00
구입 풋 한국 Kospi 200 지수 285 10/06/2021	KRW	21,574	241	0.00
구입 풋 HSCEI 지수 8300 29/09/2021	HKD	1	185	0.00
구입 풋 한국 KOSPI 200 지수 280 10/06/2021	KRW	10,600	105	0.00
			1,549	**0.00**

인플레이션 스왑

	CCY	기본 노출	미실현 이익 / (손실) EUR	% 순자산
Receive fixed 1.975% pay float. (US CPI) 15/10/2030	USD	23,908	3	0.00
Receive fixed 1.754% pay float. (US CPI) 03/08/2030	USD	45,231	(1,282)	(0.00)
Receive fixed 1.778% pay float. (US CPI) 27/07/2030	USD	64,615	(1,529)	(0.00)
			(2,808)	**(0.00)**

하룻밤 지수 스왑

	CCY	기본 노출	미실현 이익 / (손실) EUR	% 순자산
Receive fixed 0.1098% pay float. (1d SONIA) 17/09/2030	GBP	63,539	(553)	(0.00)
			(553)	**(0.00)**

기타 자산 및 부채	14,878,802	9.06
순자산	**164,288,200**	**100.00**

지역별 배분

국가	국가 코드	% 순자산
미국	US	25.16
룩셈부르크	LU	20.66
아일랜드	IE	9.88
영국	GB	8.81
독일	DE	4.71
일본	JP	3.74
네덜란드	NL	2.99
프랑스	FR	2.60
중국	CN	1.62
스위스	CH	1.27
스웨덴	SE	1.06
스페인	ES	0.97
이탈리아	IT	0.80
홍콩	HK	0.59
노르웨이	NO	0.58
덴마크	DK	0.54
인도네시아	ID	0.49
핀란드	FI	0.48
싱가포르	SG	0.45
호주	AU	0.45
인도	IN	0.38
태국	TH	0.36
케이맨 제도	KY	0.34
대만	TW	0.33
초 국가	SU	0.33
한국	KR	0.31
벨기에	BE	0.23
말레이시아	MY	0.17
필리핀	PH	0.13
남아프리카 공화국	ZA	0.11
이스라엘	IL	0.10
오스트리아	AT	0.09
버진 아일랜드 (영국령)	VG	0.09
버뮤다	BM	0.08
캐나다	CA	0.07
멕시코	MX	0.06
모나코	MC	0.06
베트남	VN	0.05
러시아	RU	0.05
포르투갈	PT	0.05
뉴질랜드	NZ	0.03
모리셔스	MU	0.03
브라질	BR	0.02
키프로스	CY	0.01
카자흐스탄	KZ	0.01
Saudi Arabia	SA	0.01
스리랑카	LK	0.01
아랍 에미리트	AE	0.01
몽골리아	MN	0.00
칠레	CL	0.00
현금 및 기타 순자산		8.60

Fidelity Institutional Target™ 2040 (Euro) Fund [1,4,5]

현재 투자종목 명세서서 2020년 10월 31일

공인된 주식 또는 공식 증권거래소에서 거래됨

에너지

	국가 코드	CCY	주식 또는 명목	시장 가격 EUR	% 순자산
Equinor	NO	NOK	23,287	254,146	0.22
Total	FR	EUR	9,070	234,198	0.20
Royal Dutch Shell (B)	NL	GBP	18,718	193,352	0.17
Marathon Petroleum	US	USD	5,924	145,278	0.12
SBM Offshore	NL	EUR	8,867	122,722	0.11
John Wood Group	GB	GBP	39,482	93,115	0.08
Chevron	US	USD	1,080	63,477	0.05
PTT	TH	THB	69,565	59,257	0.05
CNOOC	CN	HKD	53,115	41,577	0.04
Cairn Energy	GB	GBP	20,065	31,013	0.03
Royal Dutch Shell (A) (NL)	NL	EUR	2,778	30,233	0.03
Reliance Industries	IN	INR	1,215	28,882	0.02
Repsol International Fin. 4.247% VRN (Perpetual)	NL	EUR	28,042	28,498	0.02
BP Capital Markets 3.625% VRN (Perpetual)	GB	EUR	26,891	27,660	0.02
Diversified Gas & Oil	US	GBP	21,575	26,820	0.02
China Petroleum & Chemical (H)	CN	HKD	78,571	26,294	0.02
Eni 3.375% VRN (Perpetual)	IT	EUR	25,314	25,099	0.02
Lundin Energy	SE	SEK	1,438	23,587	0.02
Galp Energia SGPS	PT	EUR	3,032	21,083	0.02
Jadestone Energy	SG	GBP	35,346	18,079	0.02
China Shenhua Energy (H)	CN	HKD	12,054	17,922	0.02
Equinor 3.125% 06/04/2030	NO	USD	12,910	12,266	0.01
Energy Transfer Operating 6.25% 15/04/2049	US	USD	10,798	9,776	0.01
BP Capital Markets 3.25% VRN (Perpetual)	GB	EUR	9,131	9,397	0.01
PetroChina (H)	CN	HKD	36,142	8,697	0.01
Equinor 3.70% 06/04/2050	NO	USD	8,833	8,464	0.01
Shell Int'l Finance 3.25% 06/04/2050	NL	USD	8,841	7,857	0.01
Reabold Resources	GB	GBP	1,204,792	7,837	0.01
Eni 2.625% VRN (Perpetual)	IT	EUR	7,240	7,181	0.01
Kosmos Energy	US	GBP	7,767	7,103	0.01
BP Capital Markets 3.161% 17/03/2021 EMTN	GB	USD	7,824	6,776	0.01
Saudi Arabian Oil 2.75% 16/04/2022 Reg S	SA	USD	6,885	6,049	0.01
TOTAL 3.875% VRN (Perpetual) EMTN	FR	EUR	5,438	5,673	0.00
Energy Transfer Operating 6.00% 15/06/2048	US	USD	6,416	5,649	0.00
Energy Transfer Operating 5.00% 15/05/2050	US	USD	6,823	5,471	0.00
CGG	FR	EUR	10,453	5,013	0.00
Longboat Energy	GB	GBP	4,821	4,717	0.00
Valero Energy 2.70% 15/04/2023	US	USD	5,216	4,608	0.00
Pertamina Persero 3.10% 27/08/2030 Reg S	ID	USD	5,040	4,485	0.00
BP Capital Markets 1.00% 28/04/2023	GB	GBP	3,964	4,420	0.00
Pioneer Natural Resources 1.90% 15/08/2030	US	USD	5,216	4,200	0.00
BP Capital Markets 4.375% VRN (Perpetual)	GB	USD	4,715	4,189	0.00
Sinopec Kantons Holdings	HK	HKD	13,194	4,096	0.00
Energy Transfer Operating 5.25% 15/04/2029	US	USD	4,382	4,077	0.00
Equinor 2.38% 22/05/2030	NO	USD	4,236	3,795	0.00
Medco Bell Pte 6.375% 30/01/2027 Reg S	SG	USD	4,901	3,725	0.00
Pertamina Persero 4.15% 25/02/2060 Reg S	ID	USD	3,923	3,358	0.00
Marathon Petroleum 6.50% 01/03/2041	US	USD	3,070	3,080	0.00
Medco Oak Tree Pte 7.375% 14/05/2026 Reg S	SG	USD	3,620	3,021	0.00
Energy Transfer Operating 4.05% 15/03/2025	US	USD	3,234	2,922	0.00
Star Petroleum Refining	TH	THB	17,964	2,614	0.00
Cespa Finance 2.25% 13/02/2026 EMTN	ES	EUR	2,348	2,450	0.00
Senex Energy	AU	AUD	13,738	2,446	0.00
Repsol Int'l Finance 4.50% VRN 25/03/2075	NL	EUR	2,266	2,351	0.00
ONEOK 3.40% 01/09/2029	US	USD	2,709	2,265	0.00
ONEOK 7.50% 01/09/2023	US	USD	2,271	2,218	0.00
Shell International Fin. 1.25% 11/11/2032 EMTN	NL	EUR	2,040	2,215	0.00
Energy Transfer Operating 4.50% 15/04/2024	US	USD	2,426	2,212	0.00
China Oilfield Services (H)	CN	HKD	3,603	1,866	0.00
Periama Holdings 5.95% 19/04/2026	US	USD	2,135	1,837	0.00
Indika Energy Capital 8.25% 22/10/2025 Reg S	SG	USD	2,135	1,832	0.00
Hess 5.80% 01/04/2047	US	USD	1,896	1,823	0.00
Puma Int'l Fin. 5.125% 06/10/2024 Reg S	LU	USD	2,410	1,759	0.00
Hessen 5.60% 15/02/2041	US	USD	1,806	1,662	0.00
Delek & Avner Tamar Bond 5.412% 30/12/2025	IL	USD	1,806	1,592	0.00
Cooper Energy	AU	AUD	8,174	1,553	0.00
Chevron 3.078% 11/05/2050	US	USD	1,692	1,511	0.00
Adaro Indonesia 4.25% 31/10/2024 Reg S	ID	USD	1,619	1,384	0.00
Repsol Intl. Finance 3.75% VRN (Perpetual)	NL	EUR	1,359	1,365	0.00
Pertamina Persero 6.50% 27/05/2041 Reg S	ID	USD	1,226	1,358	0.00
Pertamina Persero 6.00% 03/05/2042 Reg S	ID	USD	1,224	1,282	0.00
HPCL-Mittal Energy 5.25% 28/04/2027	IN	USD	1,165	1,019	0.00
ABM Investama 7.125% 01/08/2022 Reg S	ID	USD	1,805	1,011	0.00
Mongolian Mining 9.25% 15/04/2024 Reg S	SU	USD	1,359	950	0.00
Puma Int'l Fin. 5.00% 24/01/2026 Reg S	LU	USD	1,203	856	0.00
Reliance Industries	IN	INR	59	804	0.00
Equinor 1.375% 22/05/2032 EMTN	NO	EUR	681	753	0.00
Thaioil Treasury Centre 3.75% 18/06/2050 Reg S	TH	USD	825	655	0.00
Thaioil Treasury Centre 4.875% 23/01/2043 Reg S	TH	USD	631	597	0.00
Denbury	US	USD	16	226	0.00
				1,726,660	1.48

유틸리티

	국가 코드	CCY	주식 또는 명목	시장 가격 EUR	% 순자산
Greencoat Renewables	IE	EUR	409,221	478,788	0.41
Renewables Infrastructure Group	GB	GBP	279,689	420,463	0.36
NextEra Energy	US	USD	6,324	400,540	0.34
National Grid	GB	GBP	36,666	374,676	0.32
Enel	IT	EUR	27,502	187,945	0.16
Engie	FR	EUR	14,286	148,360	0.13
Fortum	FI	EUR	7,436	120,092	0.10
US Solar Fund	GB	USD	122,265	103,632	0.09
American Water Works	US	USD	691	89,764	0.08
Exelon	US	USD	2,420	82,710	0.07
CMS Energy	US	USD	1,470	80,347	0.07
Italgas	IT	EUR	7,163	35,545	0.03
RWE	DE	EUR	1,058	33,630	0.03
United Utilities Group	GB	GBP	3,436	32,992	0.03
Tenaga Nasional	MY	MYR	12,012	23,664	0.02
Power Grid Corporation of (India)	IN	INR	10,393	20,558	0.02
Mega First	MY	MYR	14,020	20,154	0.02
First Gen	PH	PHP	38,284	19,350	0.02
Rubis	FR	EUR	604	17,023	0.01
Cikarang Listrindo	ID	IDR	411,572	14,414	0.01
Enel 8.75% VRN 24/09/2073	IT	USD	14,483	14,355	0.01
EDF 6.00% VRN (Perpetual) EMTN	FR	GBP	8,601	10,395	0.01
NGG Finance 5.625% VRN 18/06/2073	GB	GBP	6,992	8,788	0.01
Guangdong Investment	HK	HKD	6,530	8,312	0.01
China Resources Power Holdings	HK	HKD	9,078	8,109	0.01
NextEra Energy Capital 2.25% 01/06/2030	US	USD	7,128	6,335	0.01
EDF 3.375% VRN (Perpetual)	FR	EUR	5,790	5,696	0.00
Iberdrola International 2.250% VRN (Perpetual)	NL	EUR	5,473	5,475	0.00
EDF 5.375% VRN (Perpetual) EMTN	FR	EUR	4,532	4,982	0.00
PTC India	IN	INR	9,054	4,920	0.00
Innogy Finance 6.25% 03/06/2030 EMTN	NL	GBP	3,070	4,842	0.00
Huadian Power International (H)	CN	HKD	22,330	4,753	0.00
West Holdings	JP	JPY	154	4,520	0.00
China Resources Gas Group	HK	HKD	1,140	4,248	0.00
SSE 3.74% VRN (Perpetual)	GB	GBP	3,625	4,156	0.00
Tennet Holdings 2.995% VRN (Perpetual)	NL	EUR	3,888	4,018	0.00
DWR Cymru Financing UK 1.625% 31/03/2026 EMTN	GB	GBP	3,383	3,804	0.00
CK Infrastructure Holdings	HK	HKD	938	3,796	0.00
Tennet Holdings 2.374% VRN (Perpetual)	NL	EUR	3,533	3,560	0.00
EDF 4.00% VRN (Perpetual)	FR	EUR	2,894	3,014	0.00
SP Powerassets 3.00% 26/09/2027 Reg S	SG	USD	2,980	2,803	0.00
Edison International 5.75% 15/06/2027	US	USD	2,709	2,643	0.00
NextEra Energy Capital Holdings 2.75% 01/11/2029	US	USD	2,709	2,502	0.00
Greenko Investment 4.875% 16/08/2023 Reg S	MU	USD	2,694	2,327	0.00
Perusahaan Listrik Negara 4.375% 05/02/2050 Reg S	ID	USD	2,465	2,201	0.00
Perusahaan Listrik Negara 4.00% 30/06/2050 Reg S	ID	USD	2,378	2,023	0.00
Star Energy Geothermal 6.75% 24/04/2033 Reg S	VG	USD	2,045	1,940	0.00
ReNew Power 5.875% 05/03/2027 Reg S	IN	USD	2,155	1,899	0.00
Star Energy Geothermal 4.85% 14/10/2038 Reg S	BM	USD	2,040	1,802	0.00
Greenko Solar Mauritius 5.95% 29/07/2026 Reg S	MU	USD	1,852	1,682	0.00
Greenko Solar Mauritius 5.55% 29/01/2025 Reg S	MU	USD	1,749	1,547	0.00
SSE 4.75% VRN 16/09/2077	GB	USD	1,690	1,502	0.00
Orsted 1.75% VRN 09/12/3019	DK	EUR	1,473	1,475	0.00
CLP Power Hong Kong Fin. 2.125% 30/06/2030 EMTN	VG	USD	1,490	1,286	0.00
SMC Global Power Holdings 5.95% VRN (Perpetual)	PH	USD	1,466	1,217	0.00
Severn Trent Utilities Fin. 2.00% 02/06/2040 EMTN	GB	GBP	984	1,151	0.00
Tianjin Development Holdings	HK	HKD	5,776	884	0.00
Neerg Energy 6.00% 13/02/2022 Reg S	MU	USD	1,000	873	0.00
EDP Finance 8.625% 04/01/2024 EMTN	NL	GBP	633	870	0.00
ELM For Firmenich Intel. 3.75% VRN (Perpetual)	NL	EUR	770	803	0.00
GCL New Energy Holdings 7.10% 30/01/2021	BM	USD	1,553	646	0.00
SMC Global Power Holdings 5.70% VRN (Perpetual)	PH	USD	708	577	0.00
ENN Energy 2.625% 17/09/2030 Reg S	KY	USD	476	411	0.00
EDF 3.00% VRN (Perpetual)	FR	EUR	363	357	0.00
				2,858,146	2.46

소재

	국가 코드	CCY	주식 또는 명목	시장 가격 EUR	% 순자산
Air Products and Chemicals	US	USD	1,569	370,989	0.32
BHP Group (UK)	AU	GBP	13,381	221,727	0.19
FMC	US	USD	2,295	201,960	0.17
Arcelormittal	LU	EUR	16,158	188,271	0.16
Air Liquide	FR	EUR	1,298	162,852	0.14
Celanese	US	USD	1,233	119,013	0.10
DuPont de Nemours	US	USD	2,111	102,649	0.09
Victrex	GB	GBP	3,998	82,022	0.07
Endeavour Mining	MC	CAD	3,730	77,193	0.07
Shin-Etsu Chemical	JP	JPY	669	76,777	0.07
NOF	JP	JPY	1,711	55,231	0.05

* 이사회 결정으로 가격이 책정된 유가증권.
전체 주석 목록은 6페이지에 나와 있습니다.
별첨 재무제표에 대한 주석은 본 재무제표의 중요한 일부입니다. 투자종목 명세서 및 지역별 배분의 순자산 비율은 반올림되었습니다.

현재 투자종목 명세서서 2020년 10월 31일

	국가 코드	CCY	주식 또는 명목	시장 가격 EUR순	% 자산
LafargeHolcim	CH	CHF	1,456	53,661	0.05
Kansai Paint	JP	JPY	2,290	50,723	0.04
Anglo American	GB	GBP	2,382	47,975	0.04
Kenmare Resources	IE	GBP	14,663	47,281	0.04
Fuchs Petrolub (Pref'd)	DE	EUR	1,018	44,986	0.04
SIG Combibloc Group	CH	CHF	2,410	42,560	0.04
Synthomer	GB	GBP	9,027	37,861	0.03
Siam Cement	TH	THB	4,015	37,273	0.03
Sibanye Stillwater	ZA	ZAR	13,382	33,195	0.03
Essentra	GB	GBP	12,060	33,068	0.03
Huhtamaki	FI	EUR	664	27,851	0.02
Wienerberger	AT	EUR	1,264	27,373	0.02
Verallia	FR	EUR	1,027	24,550	0.02
Rhi Magnesita	AT	GBP	856	24,376	0.02
Boliden (B)	SE	SEK	878	20,611	0.02
Sumitomo Bakelite	JP	JPY	800	19,446	0.02
Sumitomo Metal Mining	JP	JPY	691	18,438	0.02
Ashland 6.875% 15/05/2043	US	USD	15,483	17,086	0.01
Baoshan Iron & Steel (A)	CN	CNY	24,744	16,951	0.01
ATA IMS	MY	MYR	38,951	16,807	0.01
Fujimi	JP	JPY	538	16,445	0.01
Anhui Conch Cement (A)	CN	CNY	2,404	15,704	0.01
Nickel Mines	AU	AUD	27,819	15,016	0.01
Glencore	CH	GBP	8,569	14,854	0.01
Harmony Gold Mining	ZA	ZAR	3,504	14,771	0.01
Korea Zinc	KR	KRW	48	13,861	0.01
Nabaltec	DE	EUR	676	13,456	0.01
BHP Group	AU	AUD	633	12,949	0.01
Scientex	MY	MYR	4,871	11,963	0.01
Indonesia 5.71% 15/11/2023 Reg S	ID	USD	11,820	11,175	0.01
Air Water	JP	JPY	847	10,395	0.01
Merdeka Copper Gold	ID	IDR	90,359	9,673	0.01
Indocement Tunggal Prakarsa (A)	ID	IDR	13,512	9,571	0.01
Arcelormittal 7.25% 15/10/2039	LU	USD	8,590	9,022	0.01
UltraTech Cement	IN	INR	160	8,461	0.01
Evolution Mining	AU	AUD	2,428	8,156	0.01
West China Cement	CN	HKD	62,217	7,936	0.01
DuPont de Nemours 2.169% 01/05/2023	US	USD	9,107	7,894	0.01
ABJA Investment 5.45% 24/01/2028	SG	USD	9,453	7,855	0.01
Fufeng Group	CN	HKD	28,292	7,690	0.01
Ball 5.25% 01/07/2025	US	USD	7,871	7,654	0.01
LYB International Finance 3.80% 10/01/2060	US	USD	7,802	6,486	0.01
Fuso Chemical	JP	JPY	220	6,462	0.01
Jiangxi Copper (H)	CN	HKD	6,273	6,425	0.01
TOA Paint Thailand	TH	THB	6,982	6,187	0.01
Indonesia 5.23% 15/11/2021 Reg S	ID	USD	5,894	5,264	0.00
POSCO	KR	KRW	30	4,755	0.00
Lotte Chemical Titan Holding	MY	MYR	10,616	4,564	0.00
Solvay Finance 5.869% VRN (Perpetual)	FR	EUR	4,078	4,532	0.00
LYB International Finance 3.375% 01/10/2040	US	USD	5,260	4,494	0.00
Sahamitr Pressure Container	TH	THB	14,302	4,439	0.00
JSW Steel 5.375% 04/04/2025	IN	USD	4,920	4,226	0.00
Holcim Finance Luxembourg 3.00% VRN (Perpetual)	LU	EUR	4,056	4,138	0.00
Ivanhoe Mines	CA	CAD	1,244	4,090	0.00
Beijing Oriental Yuhong Waterproof Technology (A)	CN	CNY	843	4,018	0.00
Aluminum Corp of China	CN	HKD	21,428	4,014	0.00
Angang Steel (H)	CN	HKD	14,876	3,748	0.00
Skshu Paint (A)	CN	CNY	178	3,387	0.00
BHP Billiton Finance 5.625% VRN 22/10/2079	AU	EUR	2,871	3,365	0.00
Gold Road Resources	AU	AUD	4,063	3,258	0.00
Sig Combib 2.125% 18/06/2025 Reg S	LU	EUR	3,088	3,160	0.00
Shenzhen YUTO Packaging Technology	CN	CNY	757	2,874	0.00
Inalum 6.53% 15/11/2028 Reg S	ID	USD	2,686	2,814	0.00
Gold Fields Orogen Hldgs 6.125% 15/05/2029 Reg S	VG	USD	2,709	2,778	0.00
Westgold Resources	AU	AUD	1,773	2,768	0.00
Vedanta Resources 6.125% 09/08/2024 Reg S	GB	USD	5,244	2,634	0.00
JSW Steel 5.95% 18/04/2024	IN	USD	2,863	2,526	0.00
Saracen Mineral Holdings	AU	AUD	742	2,524	0.00
Suzano Austria 3.75% 15/01/2031	AT	USD	2,754	2,432	0.00
Internatinl Flavors & Fragrances 1.80% 25/09/2026	US	EUR	2,257	2,408	0.00
Greatview Aseptic Packaging	CN	HKD	6,357	2,337	0.00
DS Smith 1.375% 26/07/2024	GB	EUR	2,257	2,324	0.00
BHP Billiton Finance 6.50% VRN 22/10/2077	AU	GBP	1,813	2,207	0.00
Skshu Paint (A)	CN	CNY	98	1,860	0.00
Blackstone Minerals	AU	AUD	8,672	1,807	0.00
Ball 1.50% 15/03/2027	US	EUR	1,806	1,777	0.00
Wonik Materials	KR	KRW	88	1,769	0.00
Solvay 4.25% VRN (Perpetual)	BE	EUR	1,450	1,522	0.00
St Barbara	AU	AUD	932	1,501	0.00
UPL 5.25% VRN (Perpetual)	MU	USD	1,786	1,446	0.00
Hansol Chemical	KR	KRW	12	1,308	0.00
Shenzhen YUTO Packaging Technology	CN	CNY	297	1,129	0.00
Baoshan Iron & Steel (A)	CN	CNY	1,586	1,086	0.00
Vedanta Resources 6.375% 30/07/2022 Reg S	GB	USD	1,755	1,066	0.00
Daiken	JP	JPY	59	942	0.00
Bardoc Gold	AU	AUD	21,388	933	0.00
Vedanta Resources 7.125% 31/05/2023 Reg S	GB	USD	1,500	798	0.00
Tianqi Fin 3.75% 28/11/2022	VG	USD	2,157	772	0.00
Trafigura Group Pte 6.875% VRN (Perpetual)	SG	USD	849	691	0.00
Musgrave Minerals	AU	AUD	1,878	556	0.00
DS Smith 0.875% 12/09/2026 EMTN	GB	EUR	451	455	0.00
Osaka Organic Chemical Industry	JP	JPY	19	422	0.00
				2,678,735	**2.30**

산업재

Wolters Kluwer	NL	EUR	6,722	467,736	0.40
Siemens	DE	EUR	4,338	436,813	0.38
Norfolk Southern	US	USD	1,846	327,283	0.28
SKF	SE	SEK	16,653	292,987	0.25
Allison Transmission Holdings	US	USD	9,344	284,630	0.24
Epiroc	SE	SEK	20,430	251,722	0.22
RELX	GB	EUR	13,202	224,508	0.19
Johnson Controls International	US	USD	5,911	212,164	0.18
Doric Nimrod Air Three (Pref'd)	GB	GBP	475,222	203,439	0.17
TransUnion	US	USD	2,962	201,193	0.17
XPO Logistics	US	USD	2,408	184,618	0.16
DCC	IE	GBP	3,295	184,061	0.16
MISUMI Group	JP	JPY	6,361	162,217	0.14
Daikin Industries	JP	JPY	946	152,053	0.13
Kansas City Southern	US	USD	1,003	150,785	0.13
Oshkosh	US	USD	2,446	141,942	0.12
Doric Nimrod Air Two Perpetual (Pref'd)	GB	GBP	174,857	141,932	0.12
Harmonic Drive Systems	JP	JPY	2,394	136,149	0.12
FANUC	JP	JPY	740	134,502	0.12
Amedeo Air Four Plus	GB	GBP	360,525	130,285	0.11
United Rentals	US	USD	799	121,228	0.10
Meggitt	GB	GBP	39,826	121,028	0.10
Nidec	JP	JPY	1,309	113,367	0.10
Casella Waste Systems	US	USD	2,257	106,896	0.09
Makita	JP	JPY	2,711	102,892	0.09
Sandvik	SE	SEK	6,590	100,860	0.09
JB Hunt Transport Services	US	USD	945	98,181	0.08
ITOCHU	JP	JPY	4,748	97,919	0.08
Recruit Holdings	JP	JPY	2,957	96,712	0.08
FTI Consulting	US	USD	1,133	96,386	0.08
Vinci	FR	EUR	1,382	93,714	0.08
WW Grainger	US	USD	305	91,272	0.08
Fortive	US	USD	1,721	90,974	0.08
SMC	JP	JPY	194	88,590	0.08
L3Harris Technologies	US	USD	581	79,190	0.07
Aalberts	NL	EUR	2,734	78,860	0.07
Wizz Air Holdings	CH	GBP	2,194	77,914	0.07
Daifuku	JP	JPY	796	70,458	0.06
Miura	JP	JPY	1,703	68,895	0.06
ManpowerGroup	US	USD	1,046	60,544	0.05
Air Lease	US	USD	2,353	55,057	0.05
Balfour Beatty	GB	GBP	19,912	47,293	0.04
DKSH Holding	CH	CHF	725	40,059	0.03
Techtronic Industries	HK	HKD	3,417	39,441	0.03
Alpha Financial Markets Consulting	GB	GBP	16,124	38,547	0.03
Flughafen Zuerich	CH	CHF	329	38,119	0.03
Morgan Advanced Materials	GB	GBP	13,362	37,145	0.03
Sany Heavy Industry (A)	CN	CNY	10,502	35,003	0.03
Varta	DE	EUR	313	33,662	0.03
Safran	FR	EUR	364	32,941	0.03
RELX	GB	GBP	1,843	31,301	0.03
Inspired Energy	GB	GBP	217,934	30,897	0.03
THK	JP	JPY	1,311	29,827	0.03
UT Group	JP	JPY	1,102	29,500	0.03
Airports of Thailand	TH	THB	18,802	26,698	0.02
Assa Abloy	SE	SEK	1,413	26,064	0.02
SITC International Holdings	HK	HKD	18,084	23,969	0.02
Singapore Technologies Engineering	SG	SGD	10,917	23,958	0.02
Zhuzhou CRRC Times Electric (H)	CN	HKD	8,613	22,756	0.02
Inwido	SE	SEK	2,487	22,655	0.02
Yaskawa Electric	JP	JPY	670	22,372	0.02
Secom	JP	JPY	289	20,951	0.02
International Container Terminal Services	PH	PHP	9,669	19,719	0.02
Arwana Citramulia	ID	IDR	665,292	19,352	0.02
Kerry Logistics Network	HK	HKD	10,782	19,323	0.02
LISI	FR	EUR	1,372	19,044	0.02
Weichai Power (A)	CN	CNY	9,658	18,746	0.02
Clarkson	GB	GBP	838	18,734	0.02
SHO-BOND Holdings	JP	JPY	441	18,281	0.02
Simplybiz Group	GB	GBP	11,566	17,748	0.02
Hitachi Construction Machinery	JP	JPY	824	17,434	0.01
Hitachi Transport System	JP	JPY	614	16,723	0.01
Penta-Ocean Construction	JP	JPY	2,796	15,228	0.01
Hazama Ando	JP	JPY	2,685	14,328	0.01
Siemens Energy	DE	EUR	758	14,255	0.01

현재 투자종목 명세서서 2020년 10월 31일

	국가 코드	CCY	주식 또는 명목	시장 가격 EUR순	% 자산
LT Group	PH	PHP	63,236	12,941	0.01
CKD	JP	JPY	876	12,515	0.01
Trusco Nakayama	JP	JPY	518	11,480	0.01
Cebu Air	PH	PHP	16,028	11,028	0.01
Makuake	JP	JPY	113	10,931	0.01
COMSYS Holdings	JP	JPY	464	10,120	0.01
Caverion	FI	EUR	1,736	9,774	0.01
Raito Kogyo	JP	JPY	769	9,362	0.01
Ayala	PH	PHP	662	8,951	0.01
Sinotruk (Hong Kong)	CN	HKD	4,006	8,790	0.01
Raksul	JP	JPY	204	8,535	0.01
Kung Long Batteries Industrial	TW	TWD	2,027	8,340	0.01
Beijing Capital International Airport (H)	CN	HKD	15,798	8,285	0.01
Senior	GB	GBP	13,035	7,942	0.01
Sinotrans (H)	CN	HKD	31,167	7,922	0.01
Sohgo Security Services	JP	JPY	192	7,678	0.01
Daqin Railway (A)	CN	CNY	9,292	7,638	0.01
Sany Heavy Industry (A)	CN	CNY	2,030	6,765	0.01
Pacific Basin Shipping	HK	HKD	53,970	6,764	0.01
Country Garden Services Holdings	CN	HKD	1,250	6,755	0.01
Titan Wind Energy Suzhou	CN	CNY	7,207	6,638	0.01
Sumitomo Densetsu	JP	JPY	320	6,554	0.01
Greentown Service Group	CN	HKD	6,629	6,245	0.01
Yamazen	JP	JPY	719	6,056	0.01
Weichai Power (H)	CN	HKD	3,677	5,984	0.01
Fuji Electric	JP	JPY	224	5,819	0.01
SBS Transit	SG	SGD	3,133	5,616	0.00
Prestige International	JP	JPY	764	5,582	0.00
Guangshen Railway (H)	CN	HKD	38,226	5,466	0.00
Sankyu	JP	JPY	168	5,156	0.00
Dynasty Ceramic	TH	THB	79,927	5,062	0.00
MonotaRO	JP	JPY	105	5,006	0.00
Sino-Thai Engineering & Construction	TH	THB	17,805	4,938	0.00
TechnoPro Holdings	JP	JPY	91	4,883	0.00
Service Stream	AU	AUD	3,983	4,821	0.00
Surya Pertiwi	ID	IDR	203,459	4,762	0.00
Boeing 3.10% 01/05/2026	US	USD	5,216	4,530	0.00
Ashtead Capital 4.125% 15/08/2025 144A	US	USD	5,112	4,517	0.00
Kito	JP	JPY	413	4,375	0.00
Air China (H)	CN	HKD	7,859	4,362	0.00
Nihon Flush	JP	JPY	392	4,339	0.00
Sime Darby	MY	MYR	8,438	4,200	0.00
Shanghai M&G Stationery	CN	CNY	402	4,145	0.00
China Southern Airlines (H)	CN	HKD	9,119	4,097	0.00
Hyundai Mipo Dockyard	KR	KRW	189	4,032	0.00
Muhibbah Engineering	MY	MYR	26,639	4,017	0.00
CIMC Enric Holdings	HK	HKD	9,755	3,943	0.00
Sinopec Engineering Group (H)	CN	HKD	11,742	3,917	0.00
Southwest Airlines 5.125% 15/06/2027	US	USD	4,049	3,870	0.00
MTR 1.625% 19/08/2030 EMTN	HK	USD	4,515	3,787	0.00
Nomura	JP	JPY	657	3,648	0.00
DP World 2.375% 25/09/2026 Reg S	AE	EUR	3,612	3,645	0.00
Kubota	JP	JPY	235	3,515	0.00
Rozetta	JP	JPY	207	3,394	0.00
Rolls-Royce 5.75% 15/10/2027 Reg S	GB	GBP	3,015	3,363	0.00
Ushio	JP	JPY	349	3,345	0.00
Raiznext	JP	JPY	333	3,310	0.00
Schaeffler Finance 3.25% 15/05/2025 Reg S	NL	EUR	3,160	3,207	0.00
Nippo	JP	JPY	141	3,116	0.00
Trancom	JP	JPY	49	3,054	0.00
Holding d'Infrastructures 2.50% 04/05/2027 EMTN	FR	EUR	2,709	2,950	0.00
AA Bond 2.75% 31/07/2023 EMTN	GB	GBP	2,709	2,916	0.00
Daiho	JP	JPY	102	2,829	0.00
Sekisui Jushi	JP	JPY	163	2,819	0.00
Abist	JP	JPY	127	2,775	0.00
Rolls-Royce 5.75% 15/10/2027 144A	GB	USD	3,133	2,726	0.00
Hong Leong Industries	MY	MYR	1,754	2,703	0.00
Aeon Delight	JP	JPY	114	2,581	0.00
Takuma	JP	JPY	192	2,530	0.00
Sanwa Holdings	JP	JPY	258	2,528	0.00
Volvo Treasury 4.85% VRN 10/03/2078	SE	EUR	2,266	2,443	0.00
Delhi Int'l Airport 6.125% 31/10/2026 Reg S	IN	USD	2,719	2,380	0.00
China State Construction Engineering	CN	CNY	3,498	2,296	0.00
Keppel	SG	SGD	816	2,253	0.00
Taikisha	JP	JPY	100	2,229	0.00
Delhi Int'l Airport 6.45% 04/06/2029 Reg S	IN	USD	2,553	2,214	0.00
Qingdao Port International	CN	HKD	4,508	2,198	0.00
Xylem 2.25% 30/01/2031	US	USD	2,431	2,184	0.00
TOKAI Holdings	JP	JPY	256	2,175	0.00
Heathrow Funding 5.225% 15/02/2023 Reg S	GB	GBP	1,806	2,149	0.00
Cardig Aero Services	ID	IDR	179,689	2,089	0.00
Holding d'Infrastructures 1.625% 27/11/2027 EMTN	FR	EUR	1,986	2,053	0.00
Indika Energy Capital Pte 5.875% 09/11/2024 Reg S	SG	USD	2,523	2,049	0.00
Ryanair 1.125% 15/08/2023 EMTN	IE	EUR	2,099	2,011	0.00
KEC International	IN	INR	502	1,885	0.00
Techno Smart	JP	JPY	239	1,733	0.00
Mexico City Airport Trust 5.50% 31/07/2047 Reg S	MX	USD	2,348	1,728	0.00
Boeing 4.875% 01/05/2025	US	USD	1,806	1,687	0.00
eHi Car Services 5.875% 14/08/2022	KY	USD	2,290	1,681	0.00
National Express Group 2.375% 20/11/2028	GB	GBP	1,535	1,678	0.00
Easyjet 1.75% 09/02/2023 EMTN	GB	EUR	1,806	1,664	0.00
China Railway Group (H)	CN	HKD	4,188	1,654	0.00
Nitta	JP	JPY	91	1,649	0.00
Ashtead Capital 4.375% 15/08/2027 144A	US	USD	1,806	1,628	0.00
General Electric 4.35% 01/05/2050	US	USD	1,772	1,623	0.00
Nitto Boseki	JP	JPY	51	1,619	0.00
Geumhwa PSC	KR	KRW	75	1,587	0.00
BOC Aviation	SG	HKD	292	1,551	0.00
Airbus 2.375% 09/06/2040 EMTN	NL	EUR	1,366	1,428	0.00
Weichai Power (A)	CN	CNY	583	1,132	0.00
RAC Bond 4.87% 06/05/2026 EMTN	GB	GBP	993	1,119	0.00
NARI Technology	CN	CNY	419	1,118	0.00
Ryanair 2.875% 15/09/2025 EMTN	IE	EUR	1,038	1,038	0.00
Nippon Road Co	JP	JPY	16	997	0.00
Monalisa Group	CN	CNY	238	918	0.00
Heathrow Funding 2.75% 13/10/2031 EMTN	GB	GBP	819	910	0.00
Boeing 2.50% 01/03/2025	US	USD	1,043	891	0.00
Koentec	KR	KRW	139	890	0.00
Anhui Heli Co	CN	CNY	467	845	0.00
Heathrow Funding 9.20% 29/03/2021 EMTN	GB	GBP	722	826	0.00
GMR Int'l Airport 4.25% 27/10/2027 Reg S	IN	USD	991	770	0.00
Hirano Tecseed/Kinzoku	JP	JPY	57	732	0.00
GMR Int'l Airport 5.375% 10/04/2024 Reg S	IN	USD	699	593	0.00
Business Online	TH	THB	3,088	501	0.00
CAR 8.875% 10/05/2022	KY	USD	670	496	0.00
L3 Technologies 3.85% 15/12/2026	US	USD	451	438	0.00
China Singyes Energy Hldgs 6.00% 19/12/2022 Reg S	BM	USD	551	431	0.00
China Index Holdings ADR	CN	USD	353	391	0.00
TK Group Holdings	CN	HKD	1,211	309	0.00
AA Bond 5.50% 31/07/2022 Reg S	GB	GBP	273	276	0.00
Kosaido	JP	JPY	21	104	0.00
				7,675,461	**6.60**

정보 기술

Microsoft	US	USD	7,092	1,226,605	1.05
Alphabet (A)	US	USD	706	983,532	0.85
Facebook	US	USD	2,790	635,868	0.55
Apple	US	USD	6,720	627,988	0.54
Visa	US	USD	3,146	486,862	0.42
SAP	DE	EUR	4,558	416,991	0.36
NXP Semiconductors	NL	USD	3,043	350,202	0.30
Fidelity National Information Services	US	USD	3,129	333,990	0.29
Salesforce.com	US	USD	1,608	319,399	0.27
Alphabet	US	USD	216	301,930	0.26
Taiwan Semiconductor Manufacturing	TW	TWD	22,871	296,875	0.26
Intel	US	USD	7,704	290,634	0.25
Tencent Holdings	CN	HKD	4,194	274,508	0.24
Fiserv	US	USD	3,365	273,060	0.23
Samsung Electronics	KR	KRW	4,886	210,722	0.18
Qualcomm	US	USD	1,927	203,738	0.18
Keyence	JP	JPY	491	191,412	0.16
Capgemini	FR	EUR	1,904	188,751	0.16
Oracle	US	USD	3,832	184,039	0.16
SS&C Technologies Holdings	US	USD	3,478	177,197	0.15
IPG Photonics	US	USD	980	157,019	0.13
Workday	US	USD	863	156,367	0.13
SYNNEX	US	USD	1,371	154,594	0.13
VMware	US	USD	1,356	149,107	0.13
Sage Group	GB	GBP	21,082	148,997	0.13
Lam Research	US	USD	496	147,132	0.13
CDW	US	USD	1,196	125,422	0.11
Murata Manufacturing	JP	JPY	2,020	122,057	0.10
Shimadzu	JP	JPY	4,487	110,127	0.09
Cognex	US	USD	1,771	100,221	0.09
Tokyo Electron	JP	JPY	421	97,182	0.08
Micron Technology	US	USD	2,225	94,966	0.08
Azbil	JP	JPY	2,618	91,262	0.08
Coherent	US	USD	832	89,298	0.08
Nutanix	US	USD	4,129	86,540	0.07
Disco	JP	JPY	362	83,824	0.07
Check Point Software Technologies (H)	IL	USD	814	79,744	0.07
Dell Technologies	US	USD	1,551	79,567	0.07
Western Digital	US	USD	2,409	76,600	0.07
Littelfuse	US	USD	429	73,516	0.06
TDK	JP	JPY	714	72,073	0.06
Applied Materials	US	USD	1,406	71,044	0.06
Z Holdings	JP	JPY	11,674	69,920	0.06
Entegris	US	USD	1,029	66,306	0.06
RingCentral	US	USD	302	65,981	0.06
Telefonaktiebolaget LM Ericsson	SE	SEK	6,792	65,113	0.06

현재 투자종목 명세서서 2020년 10월 31일

	국가 코드	CCY	주식 또는 명목	시장 가격 EUR순	% 자산
Ciena	US	USD	1,902	64,142	0.06
Xilinx	US	USD	606	61,247	0.05
Cisco Systems	US	USD	1,942	59,400	0.05
Hamamatsu Photonics KK	JP	JPY	1,367	59,088	0.05
SK Hynix	KR	KRW	954	58,066	0.05
Infosys	IN	INR	4,667	57,229	0.05
Obic	JP	JPY	362	55,182	0.05
Amdocs	US	USD	1,079	52,082	0.04
New Relic	US	USD	987	51,824	0.04
Software	DE	EUR	1,682	51,743	0.04
Infineon Technologies	DE	EUR	2,128	50,865	0.04
MediaTek	TW	TWD	2,429	49,628	0.04
Advanced Energy Industries	US	USD	824	48,140	0.04
Yokogawa Electric	JP	JPY	3,804	47,977	0.04
MKS Instruments	US	USD	499	46,994	0.04
Rohm	JP	JPY	681	44,926	0.04
Citrix Systems	US	USD	415	40,748	0.04
Nomura Research Institute	JP	JPY	1,587	40,260	0.03
SDL	GB	GBP	5,012	38,453	0.03
MasterCard	US	USD	150	36,641	0.03
Aptitude Software Group	GB	GBP	6,817	36,381	0.03
Renesas Electronics	JP	JPY	4,801	34,054	0.03
Lenovo Group	CN	HKD	58,550	31,539	0.03
DXC Technology	US	USD	2,034	31,530	0.03
Otsuka	JP	JPY	789	31,171	0.03
Dialog Semiconductor	GB	EUR	898	29,446	0.03
Baidu ADR	CN	USD	253	28,604	0.02
Iriso Electronics	JP	JPY	854	27,914	0.02
Justsystems	JP	JPY	473	26,601	0.02
Alten	FR	EUR	375	25,738	0.02
AIXTRON	DE	EUR	2,653	25,666	0.02
SCREEN Holdings	JP	JPY	513	24,108	0.02
Sopra Steria Group	FR	EUR	230	23,466	0.02
NAVER	KR	KRW	103	22,637	0.02
Taiyo Yuden	JP	JPY	593	18,821	0.02
Infineon Tech. 2.00% 24/06/2032 EMTN	DE	EUR	17,067	18,546	0.02
Elecom	JP	JPY	410	17,634	0.02
Sabre	US	USD	3,173	17,376	0.01
Sansan	JP	JPY	271	15,448	0.01
Hitachi	JP	JPY	531	15,356	0.01
Digital Garage	JP	JPY	466	14,220	0.01
Argo Graphics	JP	JPY	529	13,984	0.01
Samsung Electronics Perpetual (Pref'd)	KR	KRW	339	12,922	0.01
Fujitsu	JP	JPY	110	11,060	0.01
FPT	VN	VND	5,449	10,389	0.01
NEC	JP	JPY	237	10,248	0.01
Hon Hai Precision Industry	TW	TWD	4,170	9,717	0.01
giftee	JP	JPY	414	9,637	0.01
Infosys ADR	IN	USD	730	8,865	0.01
Tata Consultancy Services	IN	INR	287	8,863	0.01
Kamakura Shinsho	JP	JPY	985	8,366	0.01
Ai Holdings	JP	JPY	551	8,320	0.01
Horiba	JP	JPY	192	8,124	0.01
Sunny Optical Technology (H)	CN	HKD	566	8,075	0.01
Hennge KK	JP	JPY	129	8,020	0.01
Appen	AU	AUD	409	7,976	0.01
Eizo	JP	JPY	245	7,952	0.01
Redington India	IN	INR	5,262	7,894	0.01
VMware 4.70% 15/05/2030	US	USD	6,746	6,843	0.01
Fabrinet	TH	USD	124	6,434	0.01
Amadeus IT Group 1.50% 09/04/2025	ES	EUR	5,425	6,414	0.01
Infocom	JP	JPY	205	6,400	0.01
Network i2i 5.650% VRN (Perpetual) Reg S	MU	USD	6,852	5,905	0.01
Information Services International-Dentsu	JP	JPY	105	5,668	0.00
Optex Group	JP	JPY	399	5,107	0.00
Advantech	TW	TWD	566	4,923	0.00
PT Metrodata Electronics	ID	IDR	50,374	4,727	0.00
Atea	NO	NOK	465	4,620	0.00
Tokyo Seimitsu	JP	JPY	159	4,608	0.00
NEC Networks & System Integration	JP	JPY	306	4,561	0.00
Venture	SG	SGD	374	4,528	0.00
Comture	JP	JPY	205	4,487	0.00
VMware 4.65% 15/05/2027	US	USD	4,189	4,174	0.00
NET One Systems	JP	JPY	162	4,166	0.00
Shinko Electric Industries	JP	JPY	276	4,139	0.00
Hinduja Global Solutions	IN	INR	535	4,111	0.00
VMware 4.50% 15/05/2025	US	USD	4,169	4,054	0.00
Powertech Technology	TW	TWD	1,584	4,027	0.00
ASM Pacific Technology	HK	HKD	445	3,852	0.00
My EG Services	MY	MYR	13,548	3,844	0.00
Tech Mahindra	IN	INR	403	3,802	0.00
Edenred 1.375% 18/06/2029	FR	EUR	3,431	3,647	0.00
Cognizant Technology Solutions	US	USD	59	3,593	0.00
Chatwork	JP	JPY	203	3,465	0.00
m-up Holdings	JP	JPY	164	3,433	0.00
Freee KK	JP	JPY	47	3,145	0.00
Infineon Tech. 2.875% VRN (Perpetual) EMTN	DE	EUR	3,025	3,012	0.00
Chroma ATE	TW	TWD	730	2,986	0.00
KoMiCo	KR	KRW	106	2,949	0.00
Dip	JP	JPY	179	2,949	0.00
Tencent Holdings 1.81% 26/01/2026 Reg S	KY	USD	3,371	2,937	0.00
Netbay (F)	TH	THB	4,134	2,833	0.00
Samsung SDI	KR	KRW	8	2,794	0.00
Polytronics Technology	TW	TWD	1,008	2,789	0.00
China Railway Signal & Communication Corp (H)	CN	HKD	9,825	2,781	0.00
ams 2.125% 03/11/2027	AT	EUR	2,810	2,763	0.00
Itochu Techno-Solutions	JP	JPY	94	2,737	0.00
SAP SE 0.375% 18/05/2029	DE	EUR	2,618	2,693	0.00
Alps Electric	JP	JPY	214	2,652	0.00
Amano	JP	JPY	120	2,434	0.00
Elite Material	TW	TWD	496	2,237	0.00
Mimasu Semiconductor Industry	JP	JPY	109	2,204	0.00
Hytera Communications (B)	CN	CNY	2,361	2,160	0.00
Spigen Korea	KR	KRW	45	2,143	0.00
Cyient	IN	INR	446	2,037	0.00
International Business Machines 7.00% 30/10/2025	US	USD	1,806	2,003	0.00
PayPal Holdings 2.85% 01/10/2029	US	USD	2,099	1,969	0.00
Ming Yuan Cloud Group Holdings	CN	HKD	519	1,903	0.00
Silergy	CN	TWD	34	1,777	0.00
Largan Precision	TW	TWD	17	1,556	0.00
Hewlett Packard Enterprise 6.20% 15/10/2035	US	USD	1,354	1,452	0.00
Bengo4.com	JP	JPY	13	1,448	0.00
Nippon Ceramic	JP	JPY	63	1,305	0.00
Japan Material	JP	JPY	116	1,292	0.00
Lenovo Group 3.375% 24/01/2024	HK	USD	1,087	1,018	0.00
Computer Age Management Services	IN	INR	62	932	0.00
Siix	JP	JPY	59	596	0.00
Hangzhou Hikvision Digital Technology (A)	CN	CNY	72	414	0.00
SHIFT	JP	JPY	3	301	0.00
Tsinghua Unic 4.75% 31/01/2021	VG	USD	388	215	0.00
Fang Holdings ADR	CN	USD	5	43	0.00
				12,496,576	**10.74**

소비재

Amazon.com	US	USD	329	861,081	0.74
Charter Communications	US	USD	1,626	841,750	0.72
Publicis Groupe	FR	EUR	12,446	370,897	0.32
Prosus	NL	EUR	4,043	346,851	0.30
Alibaba Group Holding ADR	CN	USD	1,199	312,472	0.27
McDonald's	US	USD	1,658	301,622	0.26
Booking Holdings	US	USD	212	294,203	0.25
Nike	US	USD	2,435	251,226	0.22
Takeaway.com	NL	EUR	2,198	209,954	0.18
Lowe's Cos	US	USD	1,425	192,523	0.17
Altice USA	US	USD	7,457	172,750	0.15
Puma	DE	EUR	2,254	169,175	0.15
NVR	US	USD	42	146,975	0.13
Persimmon	GB	GBP	5,530	143,635	0.12
Pearson	GB	GBP	23,082	130,895	0.11
Shimano	JP	JPY	649	127,472	0.11
Liberty Media Group	US	USD	4,077	125,098	0.11
Alibaba Group Holding	CN	HKD	3,686	120,198	0.10
Burlington Stores	US	USD	686	112,945	0.10
Fast Retailing	JP	JPY	187	111,989	0.10
Service Corp International	US	USD	2,716	109,939	0.09
Dollar Tree	US	USD	1,360	105,283	0.09
ServiceMaster Global Holdings	US	USD	2,476	100,512	0.09
Naspers	ZA	ZAR	577	96,358	0.08
AutoZone	US	USD	97	93,739	0.08
Papa John's International	US	USD	1,294	84,387	0.07
Zhongsheng Group Holdings	CN	HKD	13,473	82,439	0.07
Activision Blizzard	US	USD	1,153	74,305	0.06
Advance Auto Parts	US	USD	580	72,716	0.06
Tapestry	US	USD	3,725	71,817	0.06
Midea Group (A)	CN	CNY	6,264	62,706	0.05
Koito Manufacturing	JP	JPY	1,491	61,723	0.05
Stanley Electric	JP	JPY	2,231	54,558	0.05
Nifco	JP	JPY	1,941	49,859	0.04
EssilorLuxottica	FR	EUR	455	48,310	0.04
Vistry Group	GB	GBP	7,931	48,065	0.04
Pan Pacific International Holdings	JP	JPY	2,518	45,957	0.04
Nokian Renkaat	FI	EUR	1,627	42,927	0.04
adidas	DE	EUR	164	41,703	0.04
ANTA Sports Products	CN	HKD	4,218	40,130	0.03
Porsche Automobil Holding Perpetual (Pref'd)	DE	EUR	835	38,410	0.03
Volkswagen (Pref'd)	DE	EUR	306	38,223	0.03
Team17 Group	GB	GBP	4,614	36,427	0.03
Shop Apotheke Europe	NL	EUR	244	34,782	0.03
D'ieteren	BE	EUR	805	34,675	0.03
Ryohin Keikaku	JP	JPY	1,920	34,600	0.03

현재 투자종목 명세서서 2020년 10월 31일

	국가 코드	CCY	주식 또는 명목	시장 가격 EUR순	% 자산
Dongfeng Motor Group (H)	CN	HKD	55,366	33,475	0.03
Boozt	SE	SEK	2,390	33,192	0.03
eBay	US	USD	804	32,754	0.03
New Oriental Education & Technology Group ADR	CN	USD	216	29,762	0.03
Musti Group	FI	EUR	1,499	29,494	0.03
Toyo Tire & Rubber	JP	JPY	2,242	28,555	0.02
Autoliv	SE	USD	435	28,364	0.02
Watches of Switzerland Group	GB	GBP	6,396	28,094	0.02
Basic-Fit	NL	EUR	1,349	28,066	0.02
Coats Group	GB	GBP	43,530	27,493	0.02
Fiat Chrysler Automobiles	GB	EUR	2,596	27,362	0.02
Yamaha	JP	JPY	665	27,074	0.02
Galaxy Entertainment Group	HK	HKD	4,681	26,543	0.02
4imprint Group	GB	GBP	1,138	26,194	0.02
HelloFresh	DE	EUR	529	24,275	0.02
Volkswagen Int'l Finance 4.125% 16/11/2038	NL	EUR	17,422	24,209	0.02
Midea Group	CN	CNY	2,349	23,511	0.02
Seria	JP	JPY	632	20,928	0.02
Kendrion	NL	EUR	1,353	20,829	0.02
Gym Group	GB	GBP	13,078	20,068	0.02
Crystal International Group	HK	HKD	83,865	19,852	0.02
Cairn Homes	IE	EUR	23,948	18,799	0.02
Focus Media Information Technology	CN	CNY	15,663	18,786	0.02
THG Holding	GB	GBP	2,502	18,349	0.02
ScS Group	GB	GBP	8,609	18,283	0.02
Vivo Energy	GB	GBP	21,681	18,225	0.02
Headlam Group	GB	GBP	6,068	17,949	0.02
Shenzhou International Group Holdings	CN	HKD	1,195	17,831	0.02
Jollibee Foods	PH	PHP	5,802	17,491	0.02
Lennar 5.875% 15/11/2024	US	USD	17,947	17,349	0.01
DouYu International Holdings ADR	CN	USD	1,342	17,338	0.01
Volkswagen Fin. Services 3.375% 06/04/2028 EMTN	DE	EUR	14,345	17,014	0.01
Hyundai Mobis	KR	KRW	98	16,793	0.01
Dream International	HK	HKD	54,010	15,964	0.01
Trip.com Group ADR	CN	USD	649	15,931	0.01
Suzuki Motor	JP	JPY	427	15,743	0.01
Time Warner Cable 5.25% 15/07/2042	US	GBP	10,276	14,988	0.01
Denso	JP	JPY	375	14,986	0.01
Guangzhou Automobile Group (H)	CN	HKD	16,662	14,702	0.01
Selamat Sempurna	ID	IDR	170,494	13,868	0.01
HUYA ADR	CN	USD	716	13,508	0.01
Honda Motor	JP	JPY	599	12,175	0.01
JD.com	CN	HKD	347	12,102	0.01
Weifu High-Technology Group	CN	HKD	7,504	11,864	0.01
Baozun	CN	HKD	1,144	11,821	0.01
Brilliance China Automotive Holdings	HK	HKD	15,089	11,184	0.01
Volkswagen Int'l Finance 3.375% VRN (Perpetual)	NL	EUR	10,949	11,024	0.01
MR DIY Group (M)	MY	MYR	29,844	10,748	0.01
Somboon Advance Technology	TH	THB	28,040	10,249	0.01
Baozun ADR	CN	USD	312	9,831	0.01
Nojima	JP	JPY	398	9,585	0.01
SES SA . 5.625% VRN (Perpetual)	LU	EUR	8,600	9,185	0.01
SAIC Motor (A)	CN	CNY	3,058	9,091	0.01
Toll Brothers Finance 3.80% 01/11/2029	US	USD	9,864	9,015	0.01
Pearson Funding 3.75% 04/06/2030	GB	GBP	7,527	9,003	0.01
Hostelworld Group	IE	GBP	15,166	8,432	0.01
Wilcon Depot	PH	PHP	31,766	8,056	0.01
VW Int'l Finance 4.625% VRN (Perpetual)	NL	EUR	7,522	7,974	0.01
China Yongda Automobiles Services Holdings	CN	HKD	6,468	7,893	0.01
Prosus 3.68% 21/01/2030 Reg S	NL	USD	7,720	7,226	0.01
Central Automotive Products	JP	JPY	414	6,932	0.01
InterContinental Hotel Grp. 3.375% 08/10/2028 EMTN	GB	GBP	6,064	6,773	0.01
Map Aktif Adiperkasa	ID	IDR	56,167	6,760	0.01
Oriental Land	JP	JPY	53	6,413	0.01
Chaowei Power Holdings	CN	HKD	21,406	6,326	0.01
Prosus 5.50% 21/07/2025 Reg S	NL	USD	6,259	6,185	0.01
Time Warner Cable 5.75% 02/06/2031	US	GBP	4,319	6,169	0.01
MakeMyTrip	IN	USD	387	6,128	0.01
Xingda International Holdings	CN	HKD	27,687	6,124	0.01
Li Ning	CN	HKD	1,261	5,633	0.00
Meituan 2.125% 28/10/2025 Reg S	KY	USD	6,477	5,572	0.00
UPCB Finance VII 3.625% 15/06/2029 Reg S	KY	EUR	5,399	5,413	0.00
Meituan 3.05% 28/10/2030 Reg S	KY	USD	6,286	5,388	0.00
Melco Resorts Finance 5.375% 04/12/2029 Reg S	KY	USD	6,347	5,256	0.00
Wuhu Sanqi Interactive Entertainment	CN	CNY	1,360	5,174	0.00
Pacific Textiles Holdings	HK	HKD	10,422	5,098	0.00
Toll Brothers Finance 4.875% 15/11/2025	US	USD	5,216	4,975	0.00
Subaru	JP	JPY	311	4,905	0.00
Volkswagen Int'l Finance 3.875% VRN (Perpetual)	NL	EUR	4,702	4,750	0.00
Volkswagen Int'l Finance 3.50% VRN (Perpetual)	NL	EUR	4,532	4,581	0.00
Plan B Media	TH	THB	30,682	4,551	0.00
General Motors 6.80% 01/10/2027	US	USD	4,111	4,339	0.00
General Motors 6.125% 01/10/2025	US	USD	4,173	4,196	0.00
Chow Tai Fook Jewellery Group	HK	HKD	3,811	4,180	0.00
CPUK Finance 3.69% 28/02/2028	GB	GBP	3,612	4,136	0.00
Studio City Finance 7.25% 11/02/2024 Reg S	VG	USD	4,668	4,130	0.00
Sebang Global Battery	KR	KRW	190	3,965	0.00
Fast Food Indonesia	ID	IDR	74,080	3,859	0.00
Sabina	TH	THB	6,721	3,840	0.00
Chow Sang Sang Holdings International	HK	HKD	4,086	3,836	0.00
Gree Electric Appliances Inc of Zhuhai	CN	CNY	498	3,747	0.00
Jaya Bersama Indo	ID	IDR	229,438	3,722	0.00
Sony	JP	JPY	52	3,706	0.00
Astra Otoparts	ID	IDR	72,289	3,640	0.00
Shine Corporate	AU	AUD	6,961	3,610	0.00
Studio City Finance 6.50% 15/01/2028 Reg S	VG	USD	3,960	3,389	0.00
Bestway Global Holding	CN	HKD	15,792	3,248	0.00
Texwinca Holdings	HK	HKD	24,670	3,210	0.00
Tianneng Power International	CN	HKD	2,268	3,171	0.00
Round One	JP	JPY	469	3,159	0.00
Teejay Lanka	LK	LKR	22,702	3,130	0.00
KIYO Learning	JP	JPY	32	3,078	0.00
Prosus 4.027% 03/08/2050 Reg S	NL	USD	3,469	3,054	0.00
Zhejiang Supor (A)	CN	CNY	324	2,935	0.00
Dufry One 1.00% 04/05/2023	NL	CHF	2,504	2,900	0.00
Toll Brothers Finance 4.375% 15/04/2023	US	USD	3,130	2,820	0.00
General Motors Financial 4.375% 25/09/2021	US	USD	3,078	2,724	0.00
Demae-Can	JP	JPY	107	2,715	0.00
ABC-Mart	JP	JPY	61	2,665	0.00
Vipshop Holdings ADR	CN	USD	150	2,662	0.00
Texhong Textile Group	HK	HKD	3,874	2,556	0.00
Lennar 4.75% 29/11/2027	US	USD	2,562	2,521	0.00
Informa 2.125% 06/10/2025 EMTN	GB	EUR	2,439	2,451	0.00
China Literature	CN	HKD	332	2,344	0.00
Rinnai	JP	JPY	27	2,273	0.00
JD.com 4.125% 14/01/2050	KY	USD	2,438	2,256	0.00
Golden Eagle Retail Group 4.625% 21/05/2023 Reg S	KY	USD	2,523	2,182	0.00
Mitra Adiperkasa	ID	IDR	55,469	2,097	0.00
PulteGroup 5.50% 01/03/2026	US	USD	2,086	2,063	0.00
Xtep International Holdings	CN	HKD	7,062	2,052	0.00
Koshidaka Holdings	JP	JPY	616	1,979	0.00
Bapcor	AU	AUD	427	1,975	0.00
Nien Made Enterprise	TW	TWD	204	1,972	0.00
China South Publishing & Media Group (A)	CN	CNY	1,426	1,919	0.00
WPP AUNZ	AU	AUD	7,550	1,913	0.00
Kohnan Shoji	JP	JPY	61	1,778	0.00
Home Depot 3.30% 15/04/2040	US	USD	1,806	1,765	0.00
SL	KR	KRW	159	1,749	0.00
Chanel Ceres 1.00% 31/07/2031	GB	EUR	1,698	1,748	0.00
Baoxin Auto Finance I 9.109% VRN (Perpetual)	VG	USD	2,747	1,697	0.00
Ichikoh Industries	JP	JPY	451	1,690	0.00
Com2uS	KR	KRW	19	1,607	0.00
China South Publishing & Media Group	CN	CNY	1,174	1,581	0.00
Think Childcare	AU	AUD	2,454	1,496	0.00
Fujibo Holdings	JP	JPY	50	1,490	0.00
MGM China Holdings 5.25% 18/06/2025 Reg S	KY	USD	1,718	1,489	0.00
Yadea Group Holdings	CN	HKD	1,205	1,479	0.00
ASKUL	JP	JPY	45	1,470	0.00
Taiwan Sakura	TW	TWD	912	1,352	0.00
China Dongxiang Group	CN	HKD	12,487	1,329	0.00
Wynn Macau 5.50% 01/10/2027 Reg S	KY	USD	1,611	1,299	0.00
Parkson Retail Group	CN	HKD	51,792	1,284	0.00
Greene King Finance 5.318% 15/09/2031	GB	GBP	1,065	1,281	0.00
Rakuten	JP	JPY	144	1,208	0.00
Studio City Finance 6.00% 15/07/2025 Reg S	VG	USD	1,388	1,199	0.00
Skyworth Group	HK	HKD	5,204	1,169	0.00
Kohl's 9.50% 15/05/2025	US	USD	1,129	1,163	0.00
Schaeffler 2.875% 26/03/2027 EMTN	DE	EUR	1,161	1,162	0.00
Mercari	JP	JPY	30	1,097	0.00
JINS	JP	JPY	16	994	0.00
Toll Brothers Finance 4.35% 15/02/2028	US	USD	1,043	986	0.00
Bafang Electric Suzhou	CN	CNY	41	969	0.00
Embry Holdings	HK	HKD	8,456	939	0.00
MGM China Holdings 5.875% 15/05/2026 Reg S	KY	USD	1,009	877	0.00
Future Retail 5.60% 22/01/2025 Reg S	IN	USD	1,456	862	0.00
Li & Fung 5.25% (Perpetual) EMTN	BM	USD	1,320	836	0.00
Piolax	JP	JPY	56	700	0.00
Square Enix Holdings	JP	JPY	13	631	0.00
Fujitsu General	JP	JPY	23	539	0.00
Gree Electric Appliances of Zhuhai	CN	CNY	69	515	0.00
Bafang Electric Suzhou	CN	CNY	18	433	0.00
Hikari Tsushin	JP	JPY	2	402	0.00
Tokyo Radiator Manufacturing	JP	JPY	87	370	0.00
Twenty-four seven	JP	JPY	37	271	0.00
				8,325,041	**7.16**

소비재

Unilever	GB	EUR	9,922	481,708	0.41
Swedish Match	SE	SEK	6,310	408,579	0.35

현재 투자종목 명세서서 2020년 10월 31일

	국가 코드	CCY	주식 또는 명목	시장 가격 EUR순	% 자산
British American Tobacco	GB	GBP	13,917	378,819	0.33
Walmart	US	USD	2,917	346,920	0.30
Coca-Cola	US	USD	8,173	335,444	0.29
Unilever	GB	GBP	5,832	285,613	0.25
Beiersdorf	DE	EUR	3,088	277,653	0.24
Tesco	GB	GBP	116,785	266,855	0.23
Nestle	CH	CHF	2,400	231,797	0.20
Associated British Foods	GB	GBP	11,019	207,976	0.18
L'Oreal	FR	EUR	704	195,546	0.17
Imperial Brands	GB	GBP	14,290	194,491	0.17
Koninklijke Ahold Delhaize	NL	EUR	6,280	148,138	0.13
Sprouts Farmers Market	US	USD	8,863	145,377	0.12
Monster Beverage	US	USD	2,201	144,635	0.12
Tyson Foods	US	USD	2,807	137,419	0.12
China Mengniu Dairy	HK	HKD	28,586	115,586	0.10
CP ALL	TH	THB	53,978	79,755	0.07
Archer-Daniels-Midland	US	USD	1,937	77,477	0.07
Pernod Ricard	FR	EUR	548	75,781	0.07
Coca-Cola European Partners	GB	USD	2,315	70,586	0.06
Kroger	US	USD	2,241	61,943	0.05
Bunge	US	USD	1,248	60,381	0.05
Britvic	GB	GBP	5,739	47,094	0.04
Kao	JP	JPY	675	41,283	0.04
Wm Morrison Supermarkets	GB	GBP	20,258	36,694	0.03
Royal Unibrew	DK	DKK	405	33,947	0.03
Kweichow Moutai	CN	CNY	125	26,836	0.02
Gudang Garam	ID	IDR	9,488	22,685	0.02
Thai Beverage	TH	SGD	58,540	21,361	0.02
Indofood Sukses Makmur	ID	IDR	49,832	20,251	0.02
Welcia Holdings	JP	JPY	587	19,767	0.02
Puregold Price Club	PH	PHP	26,342	19,270	0.02
Sakata Seed	JP	JPY	503	15,257	0.01
Nongfu Spring	CN	HKD	3,871	15,210	0.01
Altria Group 2.20% 15/06/2027	US	EUR	13,145	14,325	0.01
Kotobuki Spirits	JP	JPY	338	13,455	0.01
Tsuruha Holdings	JP	JPY	111	13,303	0.01
Charoen Pokphand (Indonesia)	ID	IDR	38,800	13,121	0.01
Uni-President China Holdings	CN	HKD	17,340	12,885	0.01
First Resources	SG	SGD	15,910	12,119	0.01
RFM	PH	PHP	139,412	11,645	0.01
Japfa	SG	SGD	28,338	11,493	0.01
Saigon Beer Alcohol Beverage	VN	VND	1,633	11,141	0.01
Vietnam Dairy Products	VN	VND	2,674	10,692	0.01
Osotspa	TH	THB	12,054	10,602	0.01
Hindustan Unilever	IN	INR	432	10,350	0.01
Sheng Siong	SG	SGD	9,657	10,136	0.01
Asian Seafoods Coldstorage	TH	THB	25,946	9,417	0.01
WH Group	HK	HKD	13,839	9,350	0.01
Kweichow Moutai (A)	CN	CNY	43	9,280	0.01
Yantai Changyu Pioneer Wine	CN	HKD	5,915	9,080	0.01
Shiseido	JP	JPY	152	8,077	0.01
Heineken (Malaysia)	MY	MYR	2,096	7,792	0.01
Coles Group	AU	AUD	716	7,660	0.01
BAT Capital 2.726% 25/03/2031	US	USD	8,797	7,471	0.01
Carlsberg Brewery (Malaysia)	MY	MYR	1,864	7,114	0.01
Convenience Retail Asia	HK	HKD	12,879	6,202	0.01
Industri Jamu Dan Farmasi Sido Muncul	ID	IDR	128,214	5,993	0.01
Century Pacific Food	PH	PHP	20,806	5,727	0.00
Bumitama Agri	ID	SGD	20,715	5,661	0.00
Siam Makro	TH	THB	5,158	5,643	0.00
Dairy Farm International Holdings	HK	USD	1,723	5,575	0.00
Japfa Comfeed Indonesia	ID	IDR	87,823	5,431	0.00
Ultrajaya Milk Industry & Trading	ID	IDR	55,494	5,368	0.00
China Resources Beer Holdings	HK	HKD	1,001	5,327	0.00
Tingyi Cayman Islands Holding	CN	HKD	3,218	5,053	0.00
Laobaixing Pharmacy Chain	CN	CNY	520	4,774	0.00
BAT Capital 2.259% 25/03/2028	US	USD	5,237	4,495	0.00
China Foods	HK	HKD	13,111	3,851	0.00
Altria Group 5.80% 14/02/2039	US	USD	2,664	2,905	0.00
AB InBEV Worldwide 5.80% 23/01/2059	US	USD	2,301	2,774	0.00
Vinda International Holdings	HK	HKD	1,155	2,628	0.00
Shinnihonseiyaku	JP	JPY	120	2,603	0.00
Changshouhua Food	CN	HKD	5,364	2,404	0.00
Altria Group 4.80% 14/02/2029	US	USD	2,086	2,108	0.00
Blackmores	AU	AUD	32	1,339	0.00
H&H 5.625% 24/10/2024	KY	USD	1,456	1,305	0.00
Ceylon Cold Stores	LK	LKR	367	1,147	0.00
Bestore	CN	CNY	99	736	0.00
Shenguan Holdings Group	CN	HKD	15,411	413	0.00
Sagami Rubber Industries	JP	JPY	38	372	0.00
SSMS Plantation Holdings 7.75% 23/01/2023	SG	USD	708	360	0.00
				5,368,836	**4.62**

건강

	국가 코드	CCY	주식 또는 명목	시장 가격 EUR순	% 자산
Sanofi	FR	EUR	10,805	835,964	0.72
Roche Holding	CH	CHF	1,947	537,609	0.46
Horizon Therapeutics	US	USD	7,649	491,070	0.42
Koninklijke Philips	NL	EUR	10,923	435,568	0.37
Novo Nordisk	DK	DKK	5,938	327,496	0.28
Baxter International	US	USD	4,614	306,397	0.26
AmerisourceBergen	US	USD	3,678	302,440	0.26
AbbVie	US	USD	4,129	298,571	0.26
UnitedHealth Group	US	USD	1,091	286,544	0.25
Thermo Fisher Scientific	US	USD	677	274,185	0.24
Fresenius Medical Care	DE	EUR	4,124	270,461	0.23
ICON	IE	USD	1,560	241,471	0.21
Zimmer Biomet Holdings	US	USD	2,118	239,767	0.21
HCA Healthcare	US	USD	2,024	214,674	0.18
Abbott Laboratories	US	USD	2,296	205,916	0.18
Stryker	US	USD	971	166,897	0.14
Boston Scientific	US	USD	5,536	164,104	0.14
Roche Holding (B)	CH	CHF	499	138,043	0.12
McKesson	US	USD	940	118,023	0.10
Genus	GB	GBP	2,570	117,203	0.10
Olympus	JP	JPY	6,141	100,918	0.09
Pfizer	US	USD	3,057	92,035	0.08
Mylan	US	USD	6,759	84,292	0.07
Santen Pharmaceutical	JP	JPY	5,482	83,877	0.07
Anthem	US	USD	316	74,300	0.06
CVS Health	US	USD	1,543	74,212	0.06
PerkinElmer	US	USD	638	70,168	0.06
Bayer	DE	EUR	1,708	68,916	0.06
Nippon Shinyaku	JP	JPY	948	58,143	0.05
Grifols ADR	ES	USD	3,863	55,541	0.05
Hoya	JP	JPY	551	53,395	0.05
Centene	US	USD	925	46,840	0.04
Sonova Holding	CH	CHF	226	46,027	0.04
Eisai	JP	JPY	648	43,259	0.04
Arena Pharmaceuticals	US	USD	555	40,866	0.04
Alexion Pharmaceuticals	US	USD	410	40,504	0.03
Bayer 1.375% 06/07/2032	DE	EUR	38,669	40,239	0.03
Top Glove	MY	MYR	21,712	38,433	0.03
Ascendis Pharma ADR	DK	USD	276	38,268	0.03
Krystal Biotech	US	USD	923	35,159	0.03
Apellis Pharmaceuticals	US	USD	1,259	34,622	0.03
Aprea Therapeutics	US	USD	1,734	32,746	0.03
Becton Dickinson Euro Finance 1.208% 04/06/2026	LU	EUR	30,225	31,384	0.03
Exelixis	US	USD	1,791	31,342	0.03
Medtronic 1.375% 15/10/2040	LU	EUR	29,760	30,943	0.03
Korian	FR	EUR	1,151	27,823	0.02
As One	JP	JPY	187	23,246	0.02
Evotec	DE	EUR	1,006	22,809	0.02
CSL	AU	AUD	130	22,485	0.02
Mylan 3.125% 22/11/2028	NL	EUR	18,778	21,937	0.02
Innovent Biologics	CN	HKD	3,404	21,660	0.02
Sutro Biopharma	US	USD	1,969	21,418	0.02
LivaNova	GB	USD	473	20,321	0.02
MorphoSys	DE	EUR	226	19,766	0.02
Takeda Pharmaceutical 1.375% 09/07/2032	JP	EUR	17,902	18,926	0.02
Craneware	GB	GBP	1,031	17,819	0.02
Takeda Pharmaceutical 2.00% 09/07/2040	JP	EUR	14,680	16,017	0.01
Chularat Hospital	TH	THB	210,824	14,607	0.01
Granules India	IN	INR	3,222	14,302	0.01
Tempo Scan Pacific	ID	IDR	186,895	13,739	0.01
Otsuka Holdings	JP	JPY	333	10,598	0.01
Rajthanee Hospital	TH	THB	17,609	10,414	0.01
Medikaloka Hermina	ID	IDR	54,800	10,085	0.01
Aetna 2.80% 15/06/2023	US	USD	11,130	10,041	0.01
AbbVie 4.875% 14/11/2048	US	USD	9,174	9,996	0.01
WuXi AppTec	CN	HKD	596	8,174	0.01
Becton Dickinson 1.90% 15/12/2026	US	EUR	7,474	8,040	0.01
Medical Data Vision	JP	JPY	392	7,916	0.01
Hansoh Pharmaceutical Group	CN	HKD	2,055	7,891	0.01
Wuxi Biologics Cayman	CN	HKD	325	7,825	0.01
Fisher & Paykel Healthcare (AU)	NZ	AUD	380	7,513	0.01
Eiken Chemical	JP	JPY	445	7,305	0.01
Nihon Kohden	JP	JPY	268	7,189	0.01
China Resources Pharmaceutical Group	CN	HKD	16,056	6,887	0.01
China National Accord Medicines (A)	CN	CNY	1,031	6,582	0.01
Mega Lifesciences	TH	THB	6,744	6,427	0.01
Cigna 3.40% 15/03/2050	US	USD	7,061	6,398	0.01
Becton Dickinson 3.30% 01/03/2023	US	USD	6,964	6,260	0.01
Jiangsu Hengrui Medicine	CN	CNY	528	6,030	0.01
Becton Dickinson 3.125% 08/11/2021	US	USD	6,529	5,749	0.00
Shandong Weigao Group Medical Polymer (H)	CN	HKD	3,419	5,690	0.00
AbbVie 2.90% 06/11/2022	US	USD	6,259	5,630	0.00
Cigna 2.40% 15/03/2030	US	USD	5,637	5,016	0.00
Ramsay Health Care	AU	AUD	119	4,487	0.00
AbbVie 4.70% 14/05/2045	US	USD	4,277	4,463	0.00
HCA 5.25% 15/06/2026	US	USD	4,129	4,132	0.00

현재 투자종목 명세서서 2020년 10월 31일

	국가 코드	CCY	주식 또는 명목	시장 가격 EUR순	% 자산
Smith & Nephew 2.032% 14/10/2030	GB	USD	4,416	3,768	0.00
Merck KGaA 1.625% VRN 09/09/2080	DE	EUR	3,754	3,735	0.00
China National Accord Medicines (B)	CN	HKD	1,508	3,686	0.00
Bayer 2.375% VRN 12/11/2079	DE	EUR	3,756	3,660	0.00
Aetna 4.75% 15/03/2044	US	USD	3,130	3,265	0.00
I-Sens	KR	KRW	147	3,051	0.00
Shanghai Pharmaceuticals Holding (H)	CN	HKD	2,226	2,965	0.00
Philips 1.375% 30/03/2025 EMTN	NL	EUR	2,709	2,876	0.00
AbbVie 4.50% 14/05/2035	US	USD	2,556	2,657	0.00
Teva Pharmaceutical Fin. 1.875% 31/03/2027	NL	EUR	3,067	2,618	0.00
Thermo Fisher Scientific 1.95% 24/07/2029	US	EUR	2,277	2,596	0.00
Merck 2.875% VRN 25/06/2079	DE	EUR	2,266	2,415	0.00
Mylan 2.25% 22/11/2024	NL	EUR	1,944	2,084	0.00
Teva Pharmaceutical Finance 1.625% 15/10/2028	NL	EUR	2,530	2,052	0.00
JMDC	JP	JPY	39	1,759	0.00
Hutchison China MediTech	HK	GBP	352	1,755	0.00
Unitedhealth Group 2.90% 15/05/2050	US	USD	1,806	1,624	0.00
Cigna 4.90% 15/12/2048	US	USD	1,354	1,497	0.00
Vieworks	KR	KRW	67	1,468	0.00
China National Accord Medicines	CN	CNY	157	999	0.00
AbbVie 1.25% 18/11/2031	US	EUR	903	967	0.00
Interojo	KR	KRW	61	928	0.00
Peijia Medical	CN	HKD	239	665	0.00
Yestar International Holdings 6.90% 15/09/2021	KY	USD	796	268	0.00
Osprey Medical	US	AUD	5,214	63	0.00
				7,855,866	6.75

금융

	국가 코드	CCY	주식 또는 명목	시장 가격 EUR순	% 자산
Fidelity US Quality Income UCITS ETF	IE	GBP	536,167	3,284,194	2.82
Hicl Infrastructure	GB	GBP	307,191	600,487	0.52
Legal & General Group	GB	GBP	209,427	430,339	0.37
JPMorgan Chase	US	USD	5,078	422,145	0.36
AXA	FR	EUR	28,881	398,553	0.34
Morgan Stanley	US	USD	9,260	378,810	0.33
Allianz	DE	EUR	2,217	334,927	0.29
Amundi Physical Gold ETC	IE	USD	5,105	328,680	0.28
DNB	NO	NOK	27,117	314,133	0.27
Bank OZK	US	USD	13,666	284,225	0.24
Hannover Rueck	DE	EUR	1,876	233,968	0.20
Arthur J Gallagher	US	USD	2,591	229,422	0.20
Prudential	GB	GBP	21,097	221,166	0.19
St James's Place	GB	GBP	21,879	218,755	0.19
Berkshire Hathaway	US	USD	1,241	213,898	0.18
3i Group	GB	GBP	18,944	202,428	0.17
Barclays	GB	GBP	166,223	196,952	0.17
Tradeweb Markets	US	USD	4,136	194,444	0.17
Zurich Insurance Group	CH	CHF	650	185,196	0.16
Tryg	DK	DKK	7,514	178,968	0.15
NN Group	NL	EUR	5,972	178,802	0.15
Admiral Group	GB	GBP	5,332	163,029	0.14
ABN AMRO Group	NL	EUR	23,138	163,029	0.14
First Republic Bank	US	USD	1,406	151,591	0.13
Discover Financial Services	US	USD	2,713	147,539	0.13
Willis Towers Watson	GB	USD	935	144,604	0.12
Bank Central Asia	ID	IDR	81,639	137,871	0.12
Virtu Financial	US	USD	7,505	136,315	0.12
AIA Group	HK	HKD	16,272	132,943	0.11
Deutsche Boerse	DE	EUR	1,039	131,238	0.11
Sampo	FI	EUR	4,019	130,208	0.11
Muenchener Rueckversicherungs-Gesellschaft	DE	EUR	645	129,526	0.11
HDFC Bank	IN	INR	9,109	124,876	0.11
Texas Capital Bancshares	US	USD	3,223	122,033	0.10
DBS Group Holdings	SG	SGD	8,887	113,726	0.10
Assurant	US	USD	1,059	113,062	0.10
Tokio Marine Holdings	JP	JPY	2,869	110,102	0.09
SVB Financial Group	US	USD	449	109,748	0.09
iShares Gold Producers UCITS ETF	IE	USD	7,864	108,032	0.09
Wells Fargo	US	USD	4,996	90,091	0.08
Fairfax Financial Holdings	CA	CAD	361	82,285	0.07
Travelers	US	USD	761	78,783	0.07
United Overseas Bank	SG	SGD	6,528	78,190	0.07
Oversea-Chinese Banking	SG	SGD	14,096	74,676	0.06
Kreditanstalt 2.125% 15/06/2022	DE	USD	83,459	73,857	0.06
China Construction Bank (H)	CN	HKD	120,090	71,078	0.06
Bank Rakyat Indonesia Persero	ID	IDR	362,707	70,404	0.06
China Life Insurance (H)	CN	HKD	36,111	67,793	0.06
Northern Trust	US	USD	867	57,332	0.05
VZ Holding	CH	CHF	774	55,733	0.05
AIB Group 2.875% VRN 30/05/2031 EMTN	IE	EUR	54,461	54,886	0.05
IBRD 0.50% 28/10/2025	SU	USD	62,594	53,625	0.05
Swedbank	SE	SEK	3,640	49,026	0.04
Palomar Holdings	US	USD	617	47,193	0.04
Public Bank	MY	MYR	15,100	47,036	0.04
ING Groep	NL	EUR	7,966	46,674	0.04
Ageas	BE	EUR	1,330	45,949	0.04
Aflac	US	USD	1,475	42,576	0.04
ORIX	JP	JPY	4,189	42,075	0.04
Industrial & Commercial Bank of China (H)	CN	HKD	81,093	39,543	0.03
Arch Capital Group	BM	USD	1,487	38,799	0.03
Sampo 2.50% VRN 03/09/2052 EMTN	FI	EUR	37,219	37,986	0.03
Intermediate Capital Group	GB	GBP	2,915	37,949	0.03
Bank Mandiri Persero	ID	IDR	113,010	37,778	0.03
Goosehead Insurance	US	USD	362	37,216	0.03
Commerzbank 4.00% 23/03/2026 EMTN	DE	EUR	35,089	37,165	0.03
Van Lanschot Kempen	NL	EUR	2,159	37,133	0.03
Hamilton Lane	US	USD	617	36,634	0.03
KfW 0.375% 18/07/2025	DE	USD	40,269	34,405	0.03
Sberbank of Russia Perpetual (Pref'd)	RU	USD	16,273	33,997	0.03
Euronext	NL	EUR	378	33,813	0.03
Ping An Insurance Group (H)	CN	HKD	3,785	33,525	0.03
Danske Bank 2.50% VRN 21/06/2029 EMTN	DK	EUR	30,240	31,560	0.03
Housing Development Finance	IN	INR	1,380	30,768	0.03
Banca Generali	IT	EUR	1,222	29,819	0.03
IG Group Holdings	GB	GBP	3,408	28,838	0.02
Chailease Holding	TW	TWD	6,818	28,503	0.02
ASR Nederland	NL	EUR	1,083	28,253	0.02
SCOR	FR	EUR	1,307	27,273	0.02
ICICI Lombard General Insurance	IN	INR	1,809	25,854	0.02
Vienna Ins. Group Wiener Versicherung Gruppe	AT	EUR	1,447	25,203	0.02
KBC Ancora	BE	EUR	994	24,156	0.02
China Merchants Bank (H)	CN	HKD	5,359	23,973	0.02
Morgan Stanley 2.75% 19/05/2022	US	USD	26,812	23,853	0.02
Credit Agricole	FR	EUR	3,366	22,826	0.02
Agricultural Bank of China (H)	CN	HKD	76,524	22,196	0.02
Axis Bank	IN	INR	3,671	20,889	0.02
Zenkoku Hosho	JP	JPY	586	19,860	0.02
Lloyds Banking Group 4.50% VRN 18/03/2030 EMTN	GB	EUR	17,592	19,669	0.02
Bangkok Bank	TH	THB	7,296	19,377	0.02
E.Sun Financial Holding	TW	TWD	23,652	17,286	0.01
Inter-American Dev. Bank 0.625% 15/07/2025	SU	USD	19,404	16,723	0.01
Draper Esprit	GB	GBP	2,373	15,993	0.01
HDFC Standard Life Insurance	IN	INR	2,281	15,562	0.01
Sparebanken Vest	NO	NOK	2,820	15,460	0.01
UniCredit 2.731% VRN 15/01/2032	IT	EUR	16,446	15,297	0.01
Bank Tabungan Pensiunan Nasional Syariah	ID	IDR	70,308	15,073	0.01
UBS Group 0.25% VRN 05/11/2028 EMTN	CH	EUR	15,174	15,030	0.01
Muangthai Capital	TH	THB	9,680	14,580	0.01
Commonwealth Bank of Australia	AU	AUD	350	14,580	0.01
Barclays 4.61% VRN 15/02/2023	GB	USD	16,139	14,513	0.01
Nationwide Bldg. Soc. 2.00% VRN 25/07/2029 EMTN	GB	EUR	12,515	12,903	0.01
Citigrooup 1.25% VRN 06/07/2026 EMTN	US	EUR	11,637	12,115	0.01
European Investment Bank 0.625% 21/10/2027	SU	USD	13,974	11,902	0.01
Sompo Holdings	JP	JPY	363	11,637	0.01
Intercontinental Exchange 0.70% 15/06/2023	US	USD	13,432	11,600	0.01
Kasikornbank (F)	TH	THB	5,523	11,549	0.01
Credit Agricole 7.50% VRN (Perpetual)	FR	GBP	9,063	11,402	0.01
BFI Finance Indonesia	ID	IDR	496,166	11,060	0.01
UBS Group 6.875% VRN (Perpetual)	CH	USD	11,555	10,975	0.01
Lloyds Banking Group 7.50% VRN (perpetual)	GB	USD	11,329	10,317	0.01
KB Financial Group	KR	KRW	335	10,297	0.01
Standard Chartered 1.354% FRN 14/10/2023 144A	GB	USD	11,893	10,274	0.01
Aruhi	JP	JPY	652	10,046	0.01
Credit Suisse Group 6.375% VRN (Perpetual) 144A	CH	USD	10,876	10,031	0.01
Bajaj Finance	IN	INR	255	9,756	0.01
CITIC Securities (H)	CN	HKD	5,114	9,526	0.01
Tisco Financial Group	TH	THB	4,723	9,172	0.01
LPI Capital	MY	MYR	3,393	8,954	0.01
Bankia 6.00% VRN (Perpetual)	ES	EUR	9,063	8,865	0.01
Nationwide Building Society 5.875% VRN (Perpetual)	GB	GBP	7,704	8,841	0.01
ING Groep 6.75% VRN (Perpetual)	NL	USD	9,471	8,639	0.01
Affiliated Managers 3.30% 15/06/2030	US	USD	9,389	8,565	0.01
China Minsheng Banking (H)	CN	HKD	17,876	8,398	0.01
Xtrackers Euro Stoxx 50 UCITS ETF	LU	EUR	185	8,258	0.01
General Electric 6.75% 15/03/2032	US	USD	7,224	7,989	0.01
Huatai Securities (H)	CN	HKD	5,703	7,931	0.01
Westpac Banking 0.022% FRN 04/12/2020 EMTN	AU	EUR	7,716	7,720	0.01
China Cinda Asset Management (H)	CN	HKD	46,656	7,514	0.01
Commerzbank 6.125% VRN (Perpetual)	DE	EUR	7,522	7,363	0.01
IBRD 0.125% 03/01/2051 GMTN	SU	EUR	7,299	7,183	0.01
CNRMA Groupama 6.375% VRN (Perpetual)	FR	EUR	6,344	7,071	0.01
MDGH - GMTN 2.50% 07/11/2024 Reg S	NL	USD	7,803	7,027	0.01
UBS Group 7.00% VRN (Perpetual)	CH	USD	7,250	6,958	0.01
Barclays 7.125% VRN (Perpetual)	GB	GBP	5,950	6,955	0.01
ING Groep 5.75% VRN (Perpetual)	NL	USD	7,704	6,895	0.01
Bank of Ireland Group 7.50% VRN (Perpetual) Reg S	IE	EUR	6,524	6,891	0.01
MDGH - GMTN 2.875% 07/11/2029 Reg S	NL	USD	7,459	6,831	0.01
Dah Sing Banking Group	HK	HKD	9,219	6,806	0.01
AerCap Global Aviation Trust 4.625% 15/10/2027	IE	USD	7,918	6,745	0.01
Westfield Stratford City Fin 1.642% 04/08/2026	GB	GBP	5,845	6,548	0.01
Citigroup 5.875% 30/01/2042	US	USD	5,164	6,469	0.01

현재 투자종목 명세서서 2020년 10월 31일

	국가 코드	CCY	주식 또는 명목	시장 가격 EUR	순자산 %
Barclays 6.125% VRN (Perpetual)	GB	USD	7,363	6,446	0.01
Phoenix Group Holdings 5.625% 28/04/2031 EMTN	GB	GBP	4,991	6,359	0.01
Marsh & McLennan 3.50% 29/12/2020	US	USD	7,277	6,278	0.01
AIB Group 5.25% VRN (Perpetual)	IE	EUR	6,422	6,141	0.01
Noah Holdings ADR	CN	USD	267	6,019	0.01
Credit Suisse Group 6.25% VRN (Perpetual) 144A	CH	USD	6,548	6,004	0.01
Banco Santander 4.375% VRN (Perpetual)	ES	EUR	6,797	5,933	0.01
HSBC Holdings 2.357% VRN 18/08/2031	GB	USD	6,911	5,902	0.01
Shinhan Financial Group	KR	KRW	239	5,556	0.00
Prudential 6.340% VRN 19/12/2063 EMTN	GB	GBP	4,072	5,532	0.00
Prudentia 5.625% VRN 20/10/2051 Reg S	GB	GBP	4,304	5,485	0.00
Society of Lloyd's 4.75% 30/10/2024	GB	GBP	4,442	5,399	0.00
Nationwide Building Society 5.75% VRN (Perpetual)	GB	GBP	4,532	5,215	0.00
ASR Nederland 5.125% VRN 29/09/2045	NL	EUR	4,532	5,211	0.00
Rabobank 6.625% VRN (Perpetual)	NL	EUR	4,985	5,133	0.00
Banco Santander 7.50% VRN (Perpetual)	ES	USD	5,710	5,105	0.00
Lloyds Bank 7.625% 22/04/2025 EMTN	GB	GBP	3,612	5,086	0.00
Barclays 4.375% 12/01/2026	GB	USD	5,216	5,078	0.00
CNRMA Groupama 6.00% 23/01/2027	FR	EUR	4,078	4,962	0.00
SBI Holdings	JP	JPY	243	4,808	0.00
Shriram Transport Finance	IN	INR	596	4,785	0.00
NN Group 4.625% VRN 13/01/2048 EMTN	NL	EUR	4,078	4,774	0.00
Banco Comercial Portugues 9.25% VRN (Perpetual)	PT	EUR	5,438	4,722	0.00
BP Capital Markets 1.749% 10/08/2030	US	USD	5,599	4,684	0.00
HSBC Holding 2.848% VRN 04/06/2031	GB	USD	5,216	4,651	0.00
HSBC Holdings 1.645% VRN 18/04/2026	GB	USD	5,399	4,648	0.00
Goldman Sachs Group 6.25% 01/02/2041	US	USD	3,599	4,636	0.00
Mega Financial Holding	TW	TWD	5,533	4,583	0.00
HSBC Holding 2.099% VRN 04/06/2026	GB	USD	5,207	4,566	0.00
Samsung Fire & Marine Insurance	KR	KRW	34	4,557	0.00
China International Capital (H)	CN	HKD	2,252	4,519	0.00
Banco Santander 6.25% VRN (Perpetual)	ES	EUR	4,532	4,456	0.00
Wellcome Trust 1.125% 21/01/2027	GB	EUR	4,063	4,378	0.00
BP Capital Markets 2.772% 10/11/2050	US	USD	5,599	4,326	0.00
Shriram City Union Finance	IN	INR	461	4,254	0.00
HSBC Holdings 7.00% 07/04/2038 EMTN	GB	GBP	2,528	4,112	0.00
ABN AMRO Bank 4.375% VRN (Perpetual)	NL	EUR	4,124	4,111	0.00
Toyota Motor Credit 2.15% 13/02/2030 MTN	US	USD	4,515	4,074	0.00
Kotak Mahindra Bank	IN	INR	225	4,040	0.00
Minkabu The Infonoid	JP	JPY	193	3,990	0.00
Gesellschaft 1.250% VRN 26/05/2041 Reg S	DE	EUR	3,889	3,828	0.00
CommBank Aus. 1.936% VRN 03/10/2029 EMTN	AU	EUR	3,612	3,746	0.00
FCA Bank Ireland 0.50% 13/09/2024 EMTN	IT	EUR	3,612	3,628	0.00
Fortune Star 6.85% 02/07/2024	VG	USD	3,938	3,543	0.00
KBC Group 0.50% VRN 03/12/2029 EMTN	BE	EUR	3,612	3,537	0.00
Banco Santander 5.25% VRN (Perpetual)	ES	EUR	3,625	3,462	0.00
Danske Bank 5.875% VRN (Perpetual) EMTN	DK	EUR	3,353	3,433	0.00
China Taiping Insurance Holdings	HK	HKD	2,637	3,417	0.00
Shinhan Financial Group 5.875% VRN (Perpetual)	KR	USD	3,455	3,207	0.00
Barclays 7.25% VRN (Perpetual)	GB	GBP	2,787	3,195	0.00
HDFC Bank ADR	IN	USD	64	3,153	0.00
Roadster Finance DAC 1.625% 09/12/2024 EMTN	IE	EUR	3,160	3,148	0.00
ICBCIL Finance 1.75% 25/08/2025 EMTN	HK	USD	3,612	3,085	0.00
Natwest Group 7.648% VRN (Perpetual)	GB	USD	2,266	2,990	0.00
Credit Agricole 8.125% VRN (Perpetual) Reg S	FR	USD	2,832	2,861	0.00
Bankia 6.375% VRN (Perpetual)	ES	EUR	2,810	2,818	0.00
Muthoot Finance	IN	INR	195	2,788	0.00
Goldman Sachs Group 3.80% 15/03/2030	US	USD	2,709	2,692	0.00
Shriram Transport Finance 5.95% 24/10/2022 Reg S	IN	USD	3,214	2,691	0.00
Mitsubishi UFJ Financial Group 3.677% 22/02/2027	JP	USD	2,709	2,624	0.00
Bank of East Asia 5.625% VRN (Perpetual)	HK	USD	2,873	2,494	0.00
Repco Home Finance	IN	INR	1,099	2,446	0.00
Barclays 5.875% VRN (Perpetual)	GB	GBP	2,266	2,445	0.00
ANZ 1.125% VRN 21/11/2029 EMTN	AU	EUR	2,429	2,444	0.00
UBS Group 3.126% VRN 13/08/2030 144A	CH	USD	2,573	2,428	0.00
ASR Nederland 3.375% VRN 02/05/2049	NL	EUR	2,266	2,428	0.00
Zurich Finance UK 6.625% VRN (Perpetual) EMTN	GB	GBP	1,949	2,387	0.00
Morgan Stanley 1.342% VRN 23/10/2026 EMTN	US	EUR	2,257	2,376	0.00
Banorte 7.625% VRN (Perpetual) Reg S	MX	USD	2,719	2,334	0.00
TMB Bank 4.90% VRN (Perpetual) EMTN	TH	USD	2,815	2,289	0.00
Hyundai Marine & Fire Insurance	KR	KRW	128	2,264	0.00
DB Insurance	KR	KRW	64	2,161	0.00
Ally Financial 8.00% 01/11/2031 (A)	US	USD	1,806	2,143	0.00
General Electric 4.875% 18/09/2037 EMTN	US	GBP	1,806	2,133	0.00
AIA Group 3.20% 16/09/2040 Reg S	HK	USD	2,307	2,040	0.00
Natwest Group 0.75% VRN 15/11/2025	GB	EUR	2,032	2,036	0.00
AIB Group 6.25% VRN (Perpetual)	IE	EUR	2,006	2,023	0.00
Korean Reinsurance	KR	KRW	359	2,022	0.00
LIC Housing Finance	IN	INR	607	1,990	0.00
Bank of East Asia 5.825% VRN (Perpetual) EMTN	HK	USD	2,220	1,957	0.00
Banco Santander 2.125% 08/02/2028 EMTN	ES	EUR	1,806	1,905	0.00
Bangkok Bank 5.00% VRN (Perpetual) Reg S	TH	USD	2,151	1,852	0.00
AerCap Global Aviation Trust 3.875% 23/01/2028	IE	USD	2,212	1,795	0.00
Kyobo Life Insurance 3.95% VRN (Perpetual) Reg S	KR	USD	2,032	1,785	0.00
Kasikornbank PCL 3.343% VRN 02/10/2031 EMTN	TH	USD	2,096	1,765	0.00
Raiffeisen Bank Intl. 6.125% VRN (Perpetual)	AT	EUR	1,813	1,754	0.00
Yes Bank Ifsc Banking UB 3.75% 06/02/2023 EMTN	IN	USD	2,058	1,715	0.00
DH Europe Finance II 0.75% 18/09/2031	LU	EUR	1,651	1,675	0.00
Bank of East Asia 5.50% VRN (Perpetual) EMTN	HK	USD	1,941	1,666	0.00
Intesa Sanpaolo 5.875% VRN (Perpetual) EMTN	IT	EUR	1,682	1,640	0.00
Power Finance 3.25% 16/09/2024	IN	USD	1,806	1,584	0.00
Fortune Star 6.75% 02/07/2023	VG	USD	1,776	1,579	0.00
Santander UK Group Hldgs 7.375% VRN (Perpetual)	GB	GBP	1,359	1,570	0.00
Barclays 1.700% VRN 03/11/2026	GB	GBP	1,299	1,445	0.00
Kiwoom Securities	KR	KRW	18	1,386	0.00
Svenska 4.75% Handelsbanken VRN (Perpetual)	SE	USD	1,541	1,368	0.00
ING Groep 3.00% 18/02/2026 EMTN	NL	GBP	1,084	1,316	0.00
Tesco Property Finance 3 5.744% 13/04/2040	GB	GBP	865	1,277	0.00
Phoenix Group Holdings 5.625% VRN (Perpetual)	GB	USD	1,454	1,234	0.00
Vedanta Resources Fin. II 8.00% 23/04/2023 Reg S	GB	USD	2,201	1,186	0.00
Vedanta Resources Fin. II 9.25% 23/04/2026 Reg S	GB	USD	2,174	1,172	0.00
Aviva 4.00% VRN 03/06/2055	GB	GBP	958	1,126	0.00
Fortune Star 5.25% 23/03/2022	VG	USD	1,281	1,105	0.00
UniCredit 7.50% VRN (Perpetual)	IT	EUR	952	1,026	0.00
Commerzbank 1.25% 23/10/2023 EMTN	DE	EUR	993	1,022	0.00
Chong HING Bank 5.70% VRN (Perpetual) EMTN	HK	USD	1,106	947	0.00
Fortune Star 5.95% 19/10/2025	VG	USD	1,087	938	0.00
ANZ 6.75% VRN (Perpetual) Reg S	AU	USD	963	938	0.00
Mongolian Mortgage 9.75% 29/01/2022 Reg S	MN	USD	971	829	0.00
Banorte 8.375% VRN (Perpetual) Reg S	MX	USD	906	827	0.00
Banorte 6.75% VRN (Perpetual) Reg S	MX	USD	906	784	0.00
RKP Overseas Finance 2016 7.950% (Perpetual)	VG	USD	932	777	0.00
Tuspark Forward 7.95% 15/08/2021	VG	USD	1,514	728	0.00
Wealth Driven 5.50% 17/08/2023	VG	USD	815	706	0.00
Volkswagen Leasing 1.625% 15/08/2025 EMTN	DE	EUR	632	669	0.00
Shriram Transport Finance 5.70% 27/02/2022 EMTN	IN	USD	746	629	0.00
Unigroup International Holdings 6.00% 10/12/2020	VG	USD	776	567	0.00
Sumitomo Mitsui Fin. Group 2.142% 23/09/2030	JP	USD	544	459	0.00
Tuspark Forward 6.95% 18/06/2022	VG	USD	1,058	406	0.00
Pearl Holding III 9.50% 11/12/2022 Reg S	KY	USD	1,708	359	0.00
Fortune Star 5.95% 29/01/2023	VG	USD	379	331	0.00
CIMB Group Holdings	MY	MYR	412	251	0.00
				14,451,411	12.42

부동산

Vonovia	DE	EUR	13,686	750,258	0.65
GCP Student Living REIT	GB	GBP	253,747	316,005	0.27
Prologis REIT	US	USD	2,526	215,098	0.18
Tritax EuroBox	GB	EUR	200,983	200,983	0.17
American Campus Communities REIT	US	USD	5,218	166,644	0.14
Invitation Homes REIT	US	USD	3,991	93,042	0.08
ADO Properties (A)	DE	EUR	2,683	57,895	0.05
Shurgard Self Storage	LU	EUR	1,515	55,450	0.05
UNITE Group REIT	GB	GBP	5,568	51,574	0.04
China Resources Land	HK	HKD	10,511	36,888	0.03
Ascendas Real Estate Investment Trust REIT	SG	SGD	17,844	32,332	0.03
China Overseas Land & Investment	HK	HKD	14,617	31,503	0.03
Healthcare Realty Trust REIT	US	USD	1,279	30,424	0.03
Urban & Civic	GB	GBP	12,716	28,986	0.02
Relo Group	JP	JPY	1,397	28,788	0.02
Open House	JP	JPY	887	25,960	0.02
Cromwell European REIT	SG	EUR	37,048	16,878	0.01
Urban Logistics REIT	GB	GBP	11,052	16,835	0.01
Keppel Pacific Oak US REIT	SG	USD	26,645	16,032	0.01
Land & Houses	TH	THB	86,702	15,243	0.01
Pakuwon Jati	ID	IDR	600,647	14,406	0.01
Ascendas India Trust	SG	SGD	17,544	14,351	0.01
City Developments	SG	SGD	3,441	13,722	0.01
Robinsons Land	PH	PHP	51,166	13,611	0.01
Supalai	TH	THB	30,331	13,092	0.01
Keppel DC REIT	SG	SGD	5,251	9,572	0.01
AREIT REIT	PH	PHP	20,477	9,278	0.01
China SCE Group Holdings 7.375% 09/04/2024	KY	USD	9,890	8,723	0.01
Goodman Group REIT	AU	AUD	660	7,325	0.01
Crown Castle International 3.30% 01/07/2030	US	USD	7,715	7,227	0.01
Link REIT	HK	HKD	1,096	7,180	0.01
KE Holdings ADR	CN	USD	107	6,396	0.01
American Tower 2.10% 15/06/2030	US	USD	7,303	6,307	0.01
American Tower 3.10% 15/06/2050	US	USD	7,303	6,147	0.01
SM Prime Holdings	PH	PHP	9,790	5,851	0.01
China Merchants Commercial REIT	HK	HKD	21,598	5,753	0.00
Central Pattana	TH	THB	5,415	5,717	0.00
Shimao Property Holdings	HK	HKD	1,683	5,115	0.00
American Tower 3.60% 15/01/2028	US	USD	5,216	5,006	0.00
Crown Castle International 5.20% 15/02/2049	US	USD	4,366	4,851	0.00
Yuzhou Properties 7.375% 13/01/2026	KY	USD	5,590	4,631	0.00
Yango Justice International 9.25% 15/04/2023	HK	USD	4,741	4,257	0.00
Propnex	SG	SGD	10,469	4,146	0.00
China Evergrande Group 8.75% 28/06/2025	KY	USD	6,451	4,097	0.00
Yuzhou Properties 8.30% 27/05/2025	KY	USD	4,503	3,932	0.00

현재 투자종목 명세서서 2020년 10월 31일

	국가 코드	CCY	주식 또는 명목	시장 가격 EUR순	% 자산
Sunac China Holdings 6.50% 10/01/2025	KY	USD	4,202	3,472	0.00
Digital Dutch Finco 1.50% 15/03/2030	NL	EUR	2,999	3,173	0.00
Ronshine China Holdings 11.25% 22/08/2021	KY	USD	3,509	3,125	0.00
Daibiru	JP	JPY	313	3,048	0.00
Yango Justice International 10.25% 18/03/2022	HK	USD	3,339	3,013	0.00
Redsun Properties Group 9.95% 11/04/2022	KY	USD	3,387	2,998	0.00
New Metro Global 6.80% 05/08/2023	VG	USD	3,352	2,984	0.00
Easy Tactic 9.125% 28/07/2022	VG	USD	3,649	2,968	0.00
China SCE Group Holdings 7.25% 19/04/2023	KY	USD	3,339	2,942	0.00
Crown Castle International 4.15% 01/07/2050	US	USD	2,956	2,914	0.00
Sunac China Holdings 7.50% 01/02/2024	KY	USD	3,339	2,873	0.00
Redsun Properties Group 9.70% 16/04/2023	KY	USD	3,164	2,794	0.00
Kaisa Group Holdings 11.50% 30/01/2023	KY	USD	3,142	2,731	0.00
Theta Capital 8.125% 22/01/2025	SG	USD	3,436	2,669	0.00
Yango Justice International 8.25% 25/11/2023	HK	USD	2,999	2,629	0.00
Sunac China Holdings 6.50% 09/07/2023	KY	USD	3,106	2,619	0.00
Sunac China Holdings 7.00% 09/07/2025	KY	USD	3,106	2,587	0.00
Fantasia Holdings Group 15.00% 18/12/2021	KY	USD	2,785	2,570	0.00
Scenery Journey 11.50% 24/10/2022	VG	USD	3,502	2,555	0.00
Land Securities Capital Mks 1.974% 08/02/2024 EMTN	GB	GBP	2,222	2,539	0.00
KWG Group Holdings 7.40% 05/03/2024 EMTN	KY	USD	2,785	2,505	0.00
Fantasia Holdings Group 11.875% 01/06/2023	KY	USD	2,718	2,420	0.00
Seazen Group 6.45% 11/06/2022	KY	USD	2,718	2,378	0.00
Kaisa Group Holdings 8.50% 30/06/2022	KY	USD	2,795	2,345	0.00
China Aoyuan Group 8.50% 23/01/2022	KY	USD	2,611	2,303	0.00
Sino-Ocean Land Treasure III 4.90% VRN (Perpetual)	VG	USD	3,028	2,183	0.00
Kaisa Group Holdings 10.875% 23/07/2023	KY	USD	2,523	2,155	0.00
Agile Group Holdings 7.875% VRN (Perpetual)	KY	USD	2,426	2,132	0.00
Zhenro Properties Group 7.875% 14/04/2024	KY	USD	2,436	2,086	0.00
MPT Operating Partnership 4.625% 01/08/2029	US	USD	2,257	2,032	0.00
China South City Holdings 11.50% 12/02/2022	HK	USD	2,366	2,012	0.00
China Evergrande Group 11.50% 22/01/2023	KY	USD	2,795	2,009	0.00
Grand City Properties 1.375% 03/08/2026 EMTN	LU	EUR	1,896	1,997	0.00
RKPF Overseas 2019 A 6.70% 30/09/2024	VG	USD	2,242	1,992	0.00
Redsun Properties Group 10.50% 03/10/2022	KY	USD	2,182	1,950	0.00
KWG Group Holdings 7.875% 09/08/2021	KY	USD	2,174	1,912	0.00
Grand City Properties 3.75% VRN (Perpetual)	LU	EUR	1,813	1,872	0.00
Digital Euro Finco 1.125% 09/04/2028	US	EUR	1,806	1,867	0.00
CIFI Holdings Group 6.00% 16/07/2025	KY	USD	2,096	1,858	0.00
Seazen Group 6.00% 12/08/2024	KY	USD	2,135	1,856	0.00
Globalworth 2.95% 29/07/2026 EMTN	GB	EUR	1,851	1,843	0.00
China Evergrande Group 8.25% 23/03/2022	KY	USD	2,523	1,825	0.00
KWG Group Holdings 7.40% 13/01/2027	KY	USD	2,087	1,798	0.00
Ronshine China Holdings 6.75% 05/08/2024	KY	USD	2,096	1,781	0.00
China Aoyuan Group 6.35% 08/02/2024	KY	USD	2,019	1,763	0.00
Zhenro Properties Group 8.70% 03/08/2022	KY	USD	1,999	1,759	0.00
Yango Justice International 9.50% 03/04/2021	HK	USD	1,941	1,694	0.00
Kaisa Group Holdings 11.75% 26/02/2021	KY	USD	1,931	1,683	0.00
Yango Justice International 10.00% 12/02/2023	HK	USD	1,834	1,665	0.00
Kaisa Group Holdings 10.50% 15/01/2025	KY	USD	1,999	1,605	0.00
Times China Holdings 7.625% 21/02/2022	KY	USD	1,796	1,574	0.00
China Evergrande Group 12.00% 22/01/2024	KY	USD	2,164	1,570	0.00
China Evergrande Group 6.25% 28/06/2021	KY	USD	1,941	1,555	0.00
Prologis 3.00% 02/06/2026	US	EUR	1,309	1,526	0.00
China Evergrande Group 9.50% 11/04/2022	KY	USD	1,941	1,425	0.00
Jababeka International 6.50% 05/10/2023 Reg S	NL	USD	1,941	1,412	0.00
KWG Group Holding 5.20% 21/09/2022	KY	USD	1,611	1,386	0.00
Yuzhou Properties 5.375% VRN (Perpetual)	KY	USD	1,640	1,355	0.00
CPI Property Group 2.75% 22/01/2028 EMTN	LU	GBP	1,178	1,293	0.00
China Aoyuan Group 7.95% 19/02/2023	KY	USD	1,411	1,276	0.00
RKI Overseas Finance 2017 A 7.00% (Perpetual)	VG	USD	1,650	1,265	0.00
APL Realty Holdings Pte 5.95% 02/06/2024	SG	USD	2,072	1,233	0.00
Wanda Properties Overseas 6.875% 23/07/2023	VG	USD	1,455	1,224	0.00
Kaisa Group Holdings 9.375% 30/06/2024	KY	USD	1,545	1,205	0.00
Yango Justice International 6.80% 11/03/2021 EMTN	HK	USD	1,398	1,203	0.00
China South City Holdingss 10.875% 26/06/2022	HK	USD	1,427	1,199	0.00
Heiwa Real Estate	JP	JPY	47	1,172	0.00
Kaisa Group Holdings 11.25% 09/04/2022	KY	USD	1,301	1,141	0.00
Pakuwon Prima 5.00% 14/02/2024	SG	USD	1,301	1,136	0.00
Jinke Properties Group 8.375% 20/06/2021	CN	USD	1,223	1,069	0.00
CIFI Holdings Group 5.50% 23/01/2022	KY	USD	1,165	1,015	0.00
Theta Capital 6.75% 31/10/2026	SG	USD	1,330	944	0.00
Redco Properties Group 8.50% 19/08/2021	KY	USD	1,087	931	0.00
Shimao Group Holdings 4.60% 13/07/2030	KY	USD	1,009	929	0.00
RKPF Overseas 2019 6.00% 04/09/2025	VG	USD	1,076	925	0.00
Country Garden Holdings 4.80% 06/08/2030	KY	USD	1,009	921	0.00
Times China Holdings 6.75% 08/07/2025	KY	USD	1,048	911	0.00
Greentown China Holdings 5.65% 13/07/2025	KY	USD	1,009	901	0.00
Greentown China Holdings 4.70% 29/04/2025	KY	USD	1,048	901	0.00
Wanda Properties International 7.25% 29/01/2024	VG	USD	1,009	852	0.00
Sunac China Holdings 7.875% 15/02/2022	KY	USD	971	848	0.00
KWG Group Holdings 7.875% 01/09/2023	KY	USD	932	841	0.00
Properties 9.875% 02/05/2021	KY	USD	941	814	0.00
Kaisa Group Holdings 6.75% 18/02/2021	KY	USD	944	811	0.00
Kaisa Group Holdings 9.75% 28/09/2023 Reg S	KY	USD	932	772	0.00
Easy Tactic 8.125% 27/02/2023	VG	USD	1,009	762	0.00
Zhenro 9.15% 06/05/2023 Reg S	KY	USD	796	709	0.00
Agile Group Holdings 8.375% VRN (Perpetual)	KY	USD	776	692	0.00
Longfor Group Holdings 3.375% 13/04/2027	KY	USD	745	659	0.00
Country Garden Holdings 5.40% 27/05/2025	KY	USD	708	655	0.00
Ronshine China Holdings 8.95% 22/01/2023	KY	USD	738	654	0.00
Yida China Holdings 14.00% 27/03/2022	KY	USD	954	592	0.00
Zhenro Properties Group 8.65% 21/01/2023	KY	USD	670	589	0.00
China Evergrande Group 4.25% 14/02/2023	KY	HKD	5,435	561	0.00
China Aoyuan Group 7.50% 10/05/2021	KY	USD	582	506	0.00
CIFI Holdings Group 5.375% VRN (Perpetual)	KY	USD	582	498	0.00
Zhenro Properties Group 5.60% 28/02/2021	KY	USD	563	482	0.00
Jingrui Holdings 9.45% 23/04/2021	KY	USD	563	475	0.00
Lodha Developers International 14.00% 12/03/2023	MU	USD	582	465	0.00
Kaisa Group Holdings 11.95% 22/10/2022 Reg S	KY	USD	466	410	0.00
Times China Holdings 10.95% 27/11/2020	KY	USD	388	336	0.00
CIFI Holdings Group 5.375% VRN (Perpetual)	KY	USD	311	267	0.00
Cosmos Initia	JP	JPY	76	262	0.00
Zhenro Properties Group 9.80% 20/08/2021	KY	USD	272	239	0.00
Redco Properties Group 11.50% 08/12/2020	KY	USD	272	234	0.00
Champion Sincerity Holdings 8.125% VRN (Perpetual)	VG	USD	243	218	0.00
Shimao Services Holdings	CN	HKD	28	51	0.00
				2,543,845	2.19

정부

US Treasury 0.625% 15/05/2030	US	USD	415,386	349,631	0.30
Germany 0.00% 15/02/2030	DE	EUR	301,994	321,061	0.28
Germany 0.00% 12/03/2021	DE	EUR	196,974	197,489	0.17
US Treasury 2.875% 31/10/2023	US	USD	159,360	147,737	0.13
US Treasury 2.375% 15/11/2049	US	USD	129,840	131,327	0.11
US Treasury 2.00% 15/02/2050	US	USD	134,900	126,120	0.11
Germany 0.00% 11/06/2021	DE	EUR	107,414	107,908	0.09
US Treasury 0.625% 15/08/2030	US	USD	124,523	104,552	0.09
US Treasury 0.250% 15/04/2023	US	USD	91,002	78,262	0.07
US Treasury 0.50% 31/03/2025	US	USD	84,367	72,966	0.06
Australia 1.75% 21/06/2051	AU	AUD	112,470	67,175	0.06
US Treasury Infl. Indexed Bonds 0.125% 15/07/2030	US	USD	66,481	63,498	0.05
US Treasury 0.25% 15/06/2023	US	USD	72,432	62,288	0.05
US Treasury Infl. Indexed Bonds 0.375% 15/07/2027	US	USD	53,120	53,379	0.05
US Treasury 3.00% 31/10/2025	US	USD	52,861	51,239	0.04
UK Treasury Inflation Linked 0.125% 10/08/2028	GB	GBP	31,406	46,773	0.04
Germany 0.25% 15/02/2029	DE	EUR	36,246	39,252	0.03
US Treasury 1.125% 28/02/2025	US	USD	38,965	34,612	0.03
US Treasury 1.25% 15/05/2050	US	USD	41,860	32,668	0.03
US Treasury 0.125% 15/09/2023	US	USD	38,089	32,633	0.03
US Treasury Infl. Indexed Bonds 0.625% 15/01/2026	US	USD	31,203	32,048	0.03
Germany 0.00% 15/08/2030	DE	EUR	29,837	31,730	0.03
US Treasury 0.25% 31/08/2025	US	USD	36,388	31,060	0.03
Germany Inflation Linked Bond 0.10% 15/04/2026	DE	EUR	25,141	28,524	0.02
US Treasury 0.125% 30/06/2022	US	USD	33,123	28,422	0.02
US Treasury 0.125% 15/05/2023	US	USD	32,205	27,610	0.02
Netherland 0.00% 15/07/2030	NL	EUR	26,173	27,511	0.02
US Treasury Infl. Indexed Bonds 0.50% 15/04/2024	US	USD	28,000	26,139	0.02
US Treasury 0.25% 31/05/2025	US	USD	27,792	23,757	0.02
US Treasury 1.50% 31/08/2021	US	USD	23,233	20,168	0.02
US Treasury 0.25% 30/06/2025	US	USD	23,588	20,152	0.02
US Treasury 0.50% 31/05/2027	US	USD	22,816	19,476	0.02
US Treasury 1.375% 15/08/2050	US	USD	18,987	15,298	0.01
Germany Inflation Linked Bond 0.50% 15/04/2030	DE	EUR	12,003	15,034	0.01
US Treasury 0.375% 30/09/2027	US	USD	15,096	12,743	0.01
France 0.10% 01/03/2028	FR	EUR	10,137	11,393	0.01
US Treasury Infl. Indexed Bonds 0.125% 15/04/2022	US	USD	12,165	11,298	0.01
US Treasury 0.375% 31/03/2022	US	USD	11,684	10,063	0.01
US Treasury Infl. Indexed Bonds 0.625% 15/04/2023	US	USD	9,813	9,164	0.01
US Treasury 1.125% 15/08/2040	US	USD	10,432	8,520	0.01
US Treasury 0.125% 30/09/2022	US	USD	9,827	8,432	0.01
US Treasury 0.50% 30/06/2027	US	USD	9,107	7,769	0.01
France 0.10% 01/03/2029	FR	EUR	6,082	6,797	0.01
Denmark Inflation Linked Bond 0.10% 15/11/2023	DK	DKK	40,550	6,172	0.01
US Treasury 0.125% 15/10/2023	US	USD	6,166	5,282	0.00
Italy 0.65% 15/05/2026	IT	EUR	4,866	5,037	0.00
France 0.10% 25/07/2036	FR	EUR	4,055	5,006	0.00
Australia 1.25% 21/05/2032	AU	AUD	6,364	3,976	0.00
Sweden Inflation Linked Bond 0.125% 01/12/2027	SE	SEK	34,467	3,947	0.00
Australia 2.75% 21/11/2029	AU	AUD	5,487	3,894	0.00
US Treasury 1.125% 15/05/2040	US	USD	4,515	3,699	0.00
Indonesia 4.875% 05/05/2021 Reg S	ID	USD	3,599	3,158	0.00
France 0.10% 01/03/2025	FR	EUR	2,737	2,977	0.00
US Treasury 0.50% 31/08/2027	US	USD	3,359	2,862	0.00
US Treasury 0.25% 30/09/2025	US	USD	2,530	2,158	0.00
Australia 0.75% 21/11/2027	AU	AUD	2,311	1,618	0.00
Canada Real Return Bond 4.00% 01/12/2031	CA	CAD	811	1,190	0.00
Sri Lanka 7.55% 28/03/2030 Reg S	LK	USD	2,407	1,134	0.00
Sri Lanka 7.85% 14/03/2029 Reg S	LK	USD	2,380	1,123	0.00

현재 투자종목 명세서서 2020년 10월 31일

	국가 코드	CCY	주식 또는 명목	시장 가격 EUR순	% 자산
UK Treasury Inflation Linked 0.125% 22/03/2026	GB	GBP	629	939	0.00
Sri Lanka 6.20% 11/05/2027 Reg S	LK	USD	2,019	936	0.00
Sri Lanka 6.85% 14/03/2024 Reg S	LK	USD	815	399	0.00
Sri Lanka 6.35% 28/06/2024 Reg S	LK	USD	291	143	0.00
UK Treasury 5.00% 07/03/2025	GB	GBP	101	138	0.00
				2,609,466	2.24
폐쇄형 펀드					
International Public Partnerships	GB	GBP	223,984	418,411	0.36
Greencoat UK Wind Funds	GB	GBP	270,158	404,933	0.35
Sequoia Economic Infrastructure Income Fund	GB	GBP	227,827	264,980	0.23
Starwood European Real Estate Finance	GB	GBP	132,762	126,216	0.11
CVC Credit Partners European Opportunities	GB	GBP	92,835	96,619	0.08
KKV Secured Loan Fund C	GB	GBP	208,826	77,555	0.07
Axiom European Financial Debt Fund	GB	GBP	75,300	73,262	0.06
TwentyFour Income Fund	GB	GBP	54,584	62,818	0.05
Oakley Capital Investments Fund	BM	GBP	18,258	51,669	0.04
KKV Secured Loan Fund	GB	GBP	302,921	44,629	0.04
Gemfields Group	GB	ZAR	121,675	8,039	0.01
				1,629,131	1.40
개방형 펀드					
BlackRock Global Index Funds - iShares EM	LU	EUR	64,987	7,730,862	6.65
Goldman Sachs - SICAV I - GS Emerging Markets	LU	USD	391,566	6,758,849	5.81
PIMCO GIS Global Bond Fund	IE	EUR	74,668	2,187,041	1.88
Alma Capital Invest. Funds - AH&W US Large Cap	LU	USD	18,399	1,878,076	1.61
BlackRock Global Funds - Euro Bond Fund	LU	EUR	109,951	1,736,129	1.49
State Street Europe Value Spotlight Fund	LU	EUR	167,857	1,314,322	1.13
Majedie Asset Tortoise Fund (H)	IE	EUR	1,589,438	1,274,107	1.10
Assenagon Alpha Volatility	LU	EUR	1,020	1,216,890	1.05
Helium Fund - Helium Performance	LU	EUR	952	963,399	0.83
ADG Systematic Macro UCITS Fund E GBP	LU	GBP	6,986	733,985	0.63
Vontobel Fund - Twentyfour Monument Ass. Bac. Sec	LU	EUR	4,531	460,574	0.40
Fidelity ILF - The US Dollar Fund - A-ACC-USD	IE	USD	26	403,045	0.35
Fidelity ILF - The Euro Fund - A-ACC-EUR	IE	EUR	26	363,196	0.31
Fulcrum Multi Asset Trend Fund	LU	EUR	3,029	224,075	0.19
				27,244,550	23.42
주식 연계 채권					
HSBC (Kweichow Moutai (A)) ELN 12/04/2024	CN	USD	89	19,078	0.02
HSBC (Hangzhou Hikvision Digital (A)) ELN 08/2021	CN	USD	2,797	16,131	0.01
HSBC (Weichai Power (A)) ELN 07/05/2021	CN	USD	3,794	7,363	0.01
HSBC (China Nat'l. Accord Med (A)) ELN 15/10/2021	CN	USD	625	3,991	0.00
HSBC (China (S) Publish & Med (A)) ELN 23/11/2022	CN	USD	1,743	2,347	0.00
HSBC (Wuhu Sanqi IA Ent (A)) ELN 16/09/2021	CN	USD	179	680	0.00
UBS (Focus Media Info. Tech (A)) ELN 10/03/2021	CN	USD	30	36	0.00
				49,626	0.04
커뮤니케이션 서비스					
T-Mobile US	US	USD	7,182	669,628	0.58
Elisa	FI	EUR	3,285	138,753	0.12
Netflix	US	USD	304	124,142	0.11
Infrastrutture Wireless Italiane	IT	EUR	13,015	120,776	0.10
Liberty Global	GB	USD	6,218	98,442	0.08
Verizon Communications	US	USD	1,954	95,467	0.08
China Mobile	HK	HKD	15,612	81,961	0.07
Swisscom	CH	CHF	131	57,050	0.05
Deutsche Telekom	DE	EUR	3,480	45,480	0.04
Tele2	SE	SEK	4,329	44,117	0.04
Telekomunikasi Indonesia Persero	ID	IDR	279,137	42,399	0.04
Sea ADR	SG	USD	254	34,423	0.03
Singapore Telecommunications	SG	SGD	25,648	32,745	0.03
Advanced Info Service	TH	THB	6,819	32,377	0.03
NOS SGPS	PT	EUR	7,335	21,624	0.02
Sarana Menara Nusantara	ID	IDR	258,817	14,880	0.01
Pebble Group	GB	GBP	18,585	14,672	0.01
HKBN	HK	HKD	9,563	14,201	0.01
Globe Telecom	PH	PHP	307	11,037	0.01
TIME dotCom	MY	MYR	4,009	10,662	0.01
XL Axiata	ID	IDR	87,027	10,208	0.01
Bharti Airtel	IN	INR	1,737	8,713	0.01
LG Uplus	KR	KRW	1,004	8,435	0.01
Netflix 3.625% 15/06/2030 Reg S	US	EUR	7,224	7,900	0.01
Vodafone Group 6.25% VRN 03/10/2078	GB	USD	7,736	7,180	0.01
Verizon Communications 1.85% 18/05/2040	US	EUR	6,169	6,910	0.01
SoftBank Group	JP	JPY	96	5,361	0.00
China Unicom	HK	HKD	10,111	5,340	0.00
Verizon Communications 4.812% 15/03/2039	US	USD	4,515	5,040	0.00
Telstra	AU	AUD	2,750	4,443	0.00
Daiichikosho	JP	JPY	133	3,900	0.00
CK Hutchison Group Telecom 1.50% 17/10/2031	LU	EUR	3,511	3,731	0.00
Cellnex Telecom 1.875% 26/06/2029	ES	EUR	3,160	3,226	0.00
AT&T 3.65% 01/06/2051	US	USD	3,025	2,544	0.00
Nippon Telegraph & Telephone	JP	JPY	125	2,267	0.00
Walt Disney 2.20% 13/01/2028	US	USD	2,483	2,231	0.00
Cellnex Telecom 0.50% 05/07/2028	ES	EUR	1,586	2,198	0.00
Netflix 4.625% 15/05/2029	US	EUR	1,826	2,127	0.00
AT&T 4.35% 01/03/2029	US	USD	2,086	2,086	0.00
UPCB Finance IV 4.00% 15/01/2027 Reg S	KY	EUR	1,878	1,901	0.00
SoftBank Group 5.125% 19/09/2027	JP	USD	1,946	1,691	0.00
SoftBank Group 6.00% VRN (Perpetual)	JP	USD	1,669	1,330	0.00
Cathay Media And Education Group	CN	HKD	2,859	1,287	0.00
Dialog Axiata	LK	LKR	24,497	1,232	0.00
AT&T 4.50% 15/05/2035	US	USD	993	997	0.00
Bharti Airtel 1.50% 17/02/2025 Reg S	IN	USD	971	922	0.00
Shemaroo Entertainment	IN	INR	1,076	683	0.00
Axiata SPV5 3.064% 19/08/2050 EMTN	MY	USD	760	627	0.00
Dr Peng Holding HongKong 7.55% 01/12/2021	HK	USD	977	581	0.00
Internet Initiative Japan	JP	JPY	13	512	0.00
ARTERIA Networks	JP	JPY	27	360	0.00
SoftBank Group 6.125% 20/04/2025	JP	USD	331	304	0.00
SoftBank Group 6.25% 15/04/2028	JP	USD	280	261	0.00
				1,811,364	1.56

증권 자격 취득 또는 기타 통제 된 시장 에서 죽음을 맞게

	국가 코드	CCY	주식 또는 명목	시장 가격 EUR순	% 자산
에너지					
Cheniere Energy	US	USD	1,326	53,965	0.05
Kommunalbanken 0.875% 12/03/2025 144A	NO	USD	15,649	13,628	0.01
Diamondback Energy 3.50% 01/12/2029	US	USD	11,738	10,036	0.01
Aker BP 4.00% 15/01/2031 144A	NO	USD	10,391	8,745	0.01
Eni 4.75% 12/09/2028	IT	USD	4,492	4,501	0.00
Diamondback Energy 5.375% 31/05/2025	US	USD	4,335	3,849	0.00
Aker BP 2.875% 15/01/2026 144A	NO	USD	3,931	3,344	0.00
Tengizchevroil Finance 2.625% 15/08/2025 Reg S	BM	USD	3,837	3,311	0.00
Diamondback Energy 3.25% 01/12/2026	US	USD	3,051	2,691	0.00
Diamondback Energy 2.875% 01/12/2024	US	USD	2,452	2,132	0.00
Energy Transfer Operating 5.80% 15/06/2038	US	USD	1,806	1,584	0.00
Eni 4.00% 12/09/2023 Reg S	IT	USD	1,420	1,319	0.00
Aker BP 5.875% 31/03/2025 144A	NO	USD	455	404	0.00
				109,509	0.09
유틸리티					
Endesa	ES	EUR	9,697	223,139	0.19
Iberdrola	ES	EUR	15,124	153,132	0.13
Enagas	ES	EUR	1,916	35,507	0.03
Red Electrica	ES	EUR	1,537	23,248	0.02
Greenko Dutch 5.25% 24/07/2024 Reg S	NL	USD	4,907	4,335	0.00
APT Pipelines 4.25% 15/07/2027 Reg S	AU	USD	4,063	3,916	0.00
Exelon Generation 5.60% 15/06/2042	US	USD	2,032	1,976	0.00
Exelon 4.70% 15/04/2050	US	USD	1,806	1,959	0.00
AES Gener 7.125% VRN 26/03/2079 Reg S	CL	USD	872	777	0.00
				447,989	0.39
소재					
Vidrala	ES	EUR	487	39,960	0.03
Grupo Mexico	MX	MXN	13,572	33,071	0.03
Glencore Funding 2.50% 01/09/2030 144A	US	USD	14,021	11,698	0.01
PhosAgro GDR	RU	USD	1,165	11,518	0.01
Novolipetsk Steel GDR	RU	USD	506	10,095	0.01
Vidrala (BR) RTS 05/11/2020	ES	EUR	500	2,046	0.00
Votorantim 7.25% 05/04/2041 Reg S	LU	USD	1,016	1,116	0.00
				109,504	0.09
산업재					
Ferrovial	ES	EUR	14,214	264,020	0.23
Ryanair Holdings	IE	EUR	4,477	52,943	0.05
Irish Continental Group	IE	EUR	11,628	36,510	0.03
Localiza Rent a Car	BR	BRL	3,335	30,603	0.03
Applus Services	ES	EUR	4,486	30,168	0.03
Vietnam Engine & Argicultural Machinery	VN	VND	8,360	13,062	0.01
Viettel Post Joint Stock	VN	VND	2,732	10,923	0.01
Delta Air Lines 7.00% 01/05/2025 144A	US	USD	3,612	3,385	0.00
Delta Air lines 4.50% 20/10/2025 144A	SU	USD	2,644	2,300	0.00
Avolon Holdings Funding 2.875% 15/02/2025 144A	KY	USD	1,806	1,464	0.00
Delta Air lines 4.75% 20/10/2028 144A	SU	USD	644	564	0.00
Ashtead Capital 4.00% 01/05/2028 144A	US	USD	519	466	0.00
Hokkaido Chuo Bus	JP	JPY	2	66	0.00
				446,474	0.38
정보 기술					
Amadeus IT Group	ES	EUR	528	21,661	0.02
Adevinta 2.625% 15/11/2025 Reg S	NO	EUR	10,447	10,444	0.01
Taiwan Union Technology	TW	TWD	3,423	9,797	0.01
Microsoft 2.40% 08/08/2026	US	USD	7,303	6,810	0.01
Apple 2.75% 13/01/2025	US	USD	6,437	5,980	0.01
Adevinta 3.00% 15/11/2027 Reg S	NO	EUR	5,120	5,173	0.00

현재 투자종목 명세서서 2020년 10월 31일

	국가 코드	CCY	주식 또는 명목	시장 가격 EUR순	% 자산
Cree 1.75% 01/05/2026	US	USD	3,651	4,725	0.00
Dell International 8.10% 15/07/2036 144A	US	USD	3,431	3,986	0.00
Alphabet 2.05% 15/08/2050	US	USD	4,515	3,526	0.00
Envestnet 0.75% 15/08/2025	US	USD	3,886	3,352	0.00
Microsoft 2.525% 01/06/2050	US	USD	3,702	3,239	0.00
Microsoft 2.675% 01/06/2060	US	USD	2,749	2,418	0.00
Hewlett Packard Enterprise 4.65% 01/10/2024	US	USD	2,055	1,993	0.00
Fiserv 1.625% 01/07/2030	US	EUR	1,174	1,276	0.00
Apple 3.85% 04/08/2046	US	USD	993	1,048	0.00
Science Applications Intl. 4.875% 01/04/2028 144A	US	USD	1,043	940	0.00
				86,368	**0.07**
소비재					
Industria de Diseno Textil	ES	EUR	12,521	265,314	0.23
Glenveagh Properties	IE	EUR	33,267	24,451	0.02
Dalata Hotel Group	IE	EUR	9,282	22,462	0.02
Applegreen	IE	EUR	7,177	20,383	0.02
Charter Communications 6.834% 23/10/2055	US	USD	12,452	15,139	0.01
Charter Communications 6.484% 23/10/2045	US	USD	10,093	11,735	0.01
Lennar 5.00% 15/06/2027	US	USD	8,930	8,776	0.01
Intercontinental Hotel Grp. 1.625% 08/10/2024 EMTN	GB	EUR	8,604	8,590	0.01
Lennar 5.375% 01/10/2022	US	USD	8,841	8,109	0.01
Charter Communications 5.75% 01/04/2048	US	USD	7,179	7,729	0.01
Expedia Group 4.625% 01/08/2027 144A	US	USD	7,446	6,711	0.01
Expedia Group 3.60% 15/12/2023 144A	US	USD	7,446	6,576	0.01
Marriott International 3.125% 15/06/2026	US	USD	5,216	4,495	0.00
Volkswagen Group 4.625% 13/11/2025 Reg S	US	USD	4,069	4,043	0.00
Hilton Domestic Operating 4.875% 15/01/2030	US	USD	4,538	4,014	0.00
Wynn Macau 5.125% 15/12/2029 Reg S	KY	USD	5,037	4,009	0.00
Marriott International 4.625% 15/06/2030	US	USD	3,678	3,374	0.00
Melco Resorts Finance 5.625% 17/07/2027 Reg S	KY	USD	3,725	3,253	0.00
Booking Holdings 4.625% 13/04/2030	US	USD	2,709	2,759	0.00
Lennar 5.25% 01/06/2026	US	USD	1,930	1,886	0.00
Sands China 3.80% 08/01/2026 Reg S	KY	USD	858	756	0.00
				434,564	**0.37**
소비재					
Quang Ngai Sugar	VN	VND	13,290	15,648	0.01
X5 Retail Group GDR	RU	USD	471	14,206	0.01
Lamb Weston Holdings 4.625% 01/11/2024 144A	US	USD	6,833	6,070	0.01
Keurig Dr Pepper 5.085% 25/05/2048	US	USD	5,216	6,001	0.01
Barry Callebaut Services 5.50% 15/06/2023 144A	BE	USD	5,216	4,824	0.00
Keurig Dr Pepper 4.985% 25/05/2038	US	USD	3,792	4,186	0.00
Mars 4.20% 01/04/2059 144A	US	USD	1,556	1,714	0.00
Barry Callebaut Services 5.50% 15/06/2023 Reg S	BE	USD	1,438	1,330	0.00
Lamb Westton Holdings 4.875% 15/05/2028 144A	US	USD	913	850	0.00
				54,829	**0.05**
건강					
Grifols	ES	EUR	649	15,046	0.01
AbbVie 2.30% 21/11/2022 144A	US	USD	15,049	13,386	0.01
Royalty Pharma 0.75% 02/09/2023 144A	GB	USD	9,207	7,905	0.01
Royalty Pharma 1.20% 02/09/2025 144A	GB	USD	7,459	6,377	0.01
Bayer US Finance 4.70% 15/07/2064 144A	US	USD	6,039	5,850	0.01
AbbVie 2.95% 21/11/2026 144A	US	USD	6,155	5,774	0.00
Nutrition 1.23% 01/10/2025 144A	US	USD	6,085	5,233	0.00
Bayer US Finance II 4.25% 15/12/2025 144A	US	USD	5,164	5,043	0.00
Centene 5.375% 01/06/2026 144A	US	USD	5,216	4,717	0.00
Nutritio & Bioscience 1.832% 15/10/2027 144A	US	USD	5,333	4,592	0.00
Royalty Pharma 3.55% 02/09/2050 144A	GB	USD	5,347	4,412	0.00
Nutrition & Bioscience 3.268% 15/11/2040 144A	US	USD	3,737	3,297	0.00
Royalty Pharma 1.75% 02/09/2027 144A	GB	USD	3,672	3,137	0.00
Korian RTS 26/10/2020	FR	EUR	1,151	2,865	0.00
Mylan 3.75% 15/12/2020	NL	USD	3,330	2,862	0.00
Takeda Pharmaceutical 3.025% 09/07/2040	JP	USD	3,236	2,852	0.00
Royalty Pharma 3.30% 02/09/2040 144A	GB	USD	3,070	2,601	0.00
Teva Pharmaceutical Fin. 6.75% 01/03/2028	NL	USD	2,426	2,191	0.00
Bristol-Myers Squibb 4.35% 15/11/2047	US	USD	1,806	1,985	0.00
AstraZeneca 1.375% 06/08/2030	GB	USD	1,670	1,388	0.00
Roche Holdings 4.00% 28/11/2044 144A	US	USD	1,084	1,211	0.00
Bayer US Finance II 4.625% 25/06/2038 144A	US	USD	1,084	1,090	0.00
AbbVie 3.20% 21/11/2029 144A	US	USD	722	681	0.00
				104,495	**0.09**
금융					
Bank Of America 1.197% VRN 24/10/2026 MTN	US	USD	26,185	22,487	0.02
UBS Group 1.008% VRN 30/07/2024 144A	CH	USD	22,437	19,343	0.02
Grupo Financiero Banorte	MX	MXN	4,921	18,569	0.02
TCS Group Holding GDR	CY	USD	842	17,271	0.01
Wells Fargo Bank 2.082% VRN 09/09/2022	US	USD	18,870	16,432	0.01
Kaspi KZ	KZ	USD	444	16,380	0.01
UBS Group 1.364% VRN 30/01/2027 144A	CH	USD	16,170	13,850	0.01
Willis North America 3.875% 15/09/2049	US	USD	13,307	13,353	0.01
Garfunkelux Holdco 3 7.75% 01/11/2025 Reg S	LU	GBP	11,294	12,364	0.01
Citigroup 2.666% VRN 29/01/2031	US	USD	12,733	11,491	0.01
UBS 1.75% 21/04/2022 144A	CH	USD	11,945	10,443	0.01
Willis North America 4.50% 15/09/2028	US	USD	9,619	9,853	0.01
BNP Paribas 3.052% VRN 13/01/2031 144A	FR	USD	10,432	9,499	0.01
Garfunkelux Holdco 3 6.75% 01/11/2025 Reg S	LU	EUR	9,636	9,487	0.01
BBVA 6.00% VRN (Perpetual)	ES	EUR	8,338	8,237	0.01
Mapfre 4.375% VRN 31/03/2047	ES	EUR	6,918	7,763	0.01
Citigroup VRN 2.572% 03/06/2031	US	USD	8,659	7,763	0.01
Intesa Sanpaolo 7.75% VRN (Perpetual)	IT	EUR	6,333	7,095	0.01
Wells Fargo & Co 2.393% VRN 02/06/2028 MTN	US	USD	7,433	6,635	0.01
Truist Bank 0.826% FRN 09/03/2023	US	USD	7,375	6,381	0.01
UniCredit 6.625% VRN (Perpetual)	IT	EUR	5,891	5,877	0.01
Morgan Stanley 5.597% VRN 24/03/2051 GMTN	US	USD	3,964	5,159	0.00
Rabobank 4.375% 04/08/2025	NL	USD	5,216	5,068	0.00
CaixaBank 6.75% VRN (Perpetual)	ES	EUR	4,622	4,733	0.00
Bangkok Bank 3.733% VRN 25/09/2034 Reg S	TH	USD	5,241	4,419	0.00
Wells Fargo & Co 5.013% VRN 04/04/2051 MTN	US	USD	3,716	4,331	0.00
Bank of America 2.676% VRN 19/06/2041 MTN	US	USD	4,515	3,910	0.00
Nordea Bank 4.625% VRN 13/09/2033 144A	FI	USD	4,018	3,904	0.00
Danske Bank 5.375% 12/01/2024 Reg S	DK	USD	3,891	3,753	0.00
UniCredit 2.20% VRN 22/07/2027 EMTN	IT	EUR	3,612	3,691	0.00
Danske Bank 3.001% VRN 20/09/2022 144A	DK	USD	4,219	3,685	0.00
Goldman Sachs Group 4.223% VRN 01/05/2029	US	USD	3,612	3,622	0.00
Commerzbank 8.125% 19/09/2023 Reg S	DE	USD	3,612	3,560	0.00
Caixa Geral de Depositos 10.75% VRN (Perpetual)	PT	EUR	3,263	3,503	0.00
Credit Suisse Group 3.869% VRN 12/01/2029 144A	CH	USD	3,612	3,454	0.00
Intesa Sanpaolo 2.125% 26/05/2025 EMTN	IT	EUR	3,049	3,255	0.00
Discover Bank 2.70% 06/02/2030	US	USD	3,612	3,241	0.00
UniCredit 7.296% VRN 02/04/2034 Reg S	IT	USD	2,757	2,726	0.00
Mitsubishi UFJ Financial Group 3.777% 02/03/2025	JP	USD	2,618	2,512	0.00
Morgan Stanley 2.699% VRN 22/01/2031 GMTN	US	USD	2,709	2,480	0.00
Rabobank 5.25% 04/08/2045	NL	USD	2,086	2,426	0.00
Park Aerospace Holdings 5.25% 15/08/2022 144A	KY	USD	2,709	2,396	0.00
BBVA 5.875% VRN (Perpetual)	ES	EUR	2,266	2,230	0.00
Bevco Lux Sarl 1.50% 16/09/2027	LU	EUR	2,186	2,215	0.00
Banco BPM 6.125% VRN (Perpetual)	IT	EUR	2,266	2,044	0.00
HSBC Holdings 6.375% VRN (Perpetual)	GB	USD	2,266	2,026	0.00
MSCI 3.875% 15/02/2031 144A	US	USD	2,086	1,871	0.00
Dresdner Funding Trust I 8.151% 30/06/2031 Reg S	US	USD	1,473	1,855	0.00
UBS Group 3.491% 23/05/2023 Reg S	CH	USD	2,032	1,818	0.00
Westpac Banking 4.322% VRN 23/11/2031 GMTN	AU	USD	1,806	1,745	0.00
JPMorgan Chase & Co. 2.956% VRN 13/05/2031	US	USD	1,874	1,713	0.00
Oversea-Chinese Bkg 1.832% VRN 10/09/2030 Reg S	SG	USD	1,874	1,605	0.00
ANZ 2.95% VRN 22/07/2030 Reg S	AU	USD	1,761	1,569	0.00
QBE Insurance Group 5.875% VRN (Perpetual) Reg S	AU	USD	1,378	1,266	0.00
CaixaBank 5.875% VRN (Perpetual)	ES	EUR	1,269	1,246	0.00
Natwest Group 8.625% VRN (Perpetual)	GB	USD	1,359	1,207	0.00
Sumitomo Mitsui Fin. Group 0.465% 30/05/2024 EMTN	JP	EUR	1,174	1,189	0.00
Citigroup 3.887% VRN 10/01/2028	US	USD	993	963	0.00
BPCE 3.50% 23/10/2027 144A	FR	USD	903	853	0.00
Westpac Banking 5.00% VRN (Perpetual)	AU	USD	889	773	0.00
Dresdner Funding Trust I 8.151% 30/06/2031 144A	US	USD	589	742	0.00
Phoenix Life 7.25% VRN (Perpetual)	GB	GBP	564	638	0.00
Assicurazioni Generali 6.269% VRN (Perpetual)	IT	GBP	317	383	0.00
QBE Insurance Group 5.875% VRN (Perpetual) 144A	AU	USD	175	160	0.00
				356,512	**0.31**
부동산					
Equinix 2.625% 18/11/2024	US	USD	5,498	5,020	0.00
Equinix 2.15% 15/07/2030	US	USD	5,216	4,508	0.00
SHK Properties Capital Mks 2.875% 21/01/2030 EMTN	KY	USD	4,069	3,669	0.00
Equinix 2.90% 18/11/2026	US	USD	3,450	3,191	0.00
Blackstone Property Partners 1.75% 12/03/2029 EMTN	LU	EUR	2,730	2,763	0.00
WEA Finance 3.50% 15/06/2029 144A	US	USD	2,709	2,311	0.00
Agile Group Holdings 5.75% 02/01/2025 Reg S	KY	USD	2,174	1,861	0.00
Akelius 1.125% 11/01/2029 EMTN	NL	EUR	1,750	1,752	0.00
Yuzhou Properties 8.375% 30/10/2024	KY	USD	1,941	1,730	0.00
Mitsui Fudosan 3.65% 20/07/2027 Reg S	JP	USD	1,625	1,556	0.00
Equinix 3.00% 15/07/2050	US	USD	1,549	1,307	0.00
China Evergrande Group 8.90% 24/05/2021	KY	USD	1,068	877	0.00
Yuzhou Properties 8.50% 26/02/2024	KY	USD	611	547	0.00
				31,092	**0.03**
정부					
US Treasury 0.00% 27/11/2020	US	USD	319,802	274,482	0.24
US Treasury 0.00% 12/11/2020	US	USD	319,554	274,279	0.24
US Treasury 0.00% 03/12/2020	US	USD	319,426	274,154	0.24
US Treasury 0.00% 05/11/2020	US	USD	319,380	274,133	0.24
US Treasury 0.00% 19/11/2020	US	USD	319,380	274,124	0.24
US Treasury 0.00% 10/12/2020	US	USD	319,347	274,082	0.24

현재 투자종목 명세서서 2020년 10월 31일

	국가 코드	CCY	주식 또는 명목	시장 가격 EUR순	% 자산
Netherlands 0.00% 29/04/2021	NL	EUR	152,767	153,288	0.13
Italy 1.70% 01/09/2051	IT	EUR	133,684	136,549	0.12
US Treasury Infl. Indexed Bonds 0.125% 15/04/2025	US	USD	100,665	91,292	0.08
Japan Inflation Linked Bond 0.10% 10/03/2029	JP	JPY	6,157,212	50,400	0.04
European Union 0.00% 04/10/2030 EMTN	SU	EUR	44,880	46,532	0.04
European Union 0.10% 04/10/2040 EMTN	SU	EUR	34,025	34,577	0.03
Italy 2.35% 15/09/2024	IT	EUR	26,864	31,160	0.03
US Treasury Infl. Indexed Bonds 0.25% 15/01/2025	US	USD	27,067	27,014	0.02
US Treasury Infl. Indexed Bonds 0.125% 15/10/2024	US	USD	17,234	15,803	0.01
Japan Inflation Linked Bond 0.10% 10/03/2027	JP	JPY	1,743,640	14,481	0.01
Japan 0.10% 10/03/2028	JP	JPY	1,586,267	13,076	0.01
Italy 2.55% 15/09/2041	IT	EUR	6,416	10,347	0.01
Japan Inflation Linked Bond 0.10% 10/03/2024	JP	JPY	871,820	7,420	0.01
Spain Inflation Linked 0.65% 30/11/2027	ES	EUR	4,055	4,669	0.00
Mexico 5.00% 27/04/2051	MX	USD	3,886	3,814	0.00
Japan 0.20% 10/03/2030	JP	JPY	364,948	3,008	0.00
				2,288,684	1.97
개방형 펀드					
Invesco Global Targeted Returns Fund UK	GB	GBP	85,475	219,956	0.19
				219,956	0.19
주식 연계 채권					
UBS (Anhui Heli (A)) ELN 21/01/2022	CN	USD	4,366	7,898	0.01
UBS (Midea Group (A)) ELN 16/11/2020	CN	USD	293	2,934	0.00
HSBC (Beijing Roborock Tech. (A)) ELN 21/09/2021	CN	USD	22	2,278	0.00
HSBC (Midea Group (A)) ELN 23/11/2020	CN	USD	122	1,224	0.00
HSBC (FPT (A)) ELN 23/11/2021	GB	USD	258	491	0.00
HSBC (Skshu Paint (A)) ELN 21/07/2021	CN	USD	26	490	0.00
UBS (Midea Group (A)) ELN 21/07/2022	CN	USD	12	117	0.00
				15,432	0.01
커뮤니케이션 서비스					
Euskaltel	ES	EUR	4,013	32,785	0.03
T-Mobile USA 3.60% 15/11/2060 144A	US	USD	7,843	6,636	0.01
T-Mobile USA 3.50% 15/04/2025 144A	US	USD	6,871	6,465	0.01
Netflix 3.625% 15/05/2027 Reg S	US	EUR	4,851	5,257	0.00
T-Mobile USA 4.50% 15/04/2050 144A	US	USD	4,947	4,996	0.00
T-Mobile USA 3.875% 15/04/2030 144A	US	USD	3,756	3,623	0.00
AT&T 3.50% 15/09/2053 Reg S	US	USD	2,965	2,418	0.00
AT&T 3.875% 15/01/2026	US	USD	2,086	2,028	0.00
AT&T 4.90% 15/06/2042	US	USD	1,970	1,996	0.00
				66,204	0.06
금융 상품					
Kommunalbanken CP -0.545% 05/11/2020	NO	EUR	38,580	38,584	0.03
Rabobank CP -0.55% 10/02/2021	NZ	EUR	26,235	26,268	0.02
Allianz CP -0.41% 03/11/2020	DE	EUR	26,235	26,236	0.02
HSBC France CP -0.50% 01/04/2021	FR	EUR	23,148	23,200	0.02
Agence Centrale CP -0.56% 22/02/2021	FR	EUR	23,148	23,191	0.02
Citibank CD 0.00% 05/02/2021	US	EUR	23,148	23,183	0.02
Lloyds Bank CP -0.57% 14/01/2021	GB	EUR	23,148	23,176	0.02
Toyota Leasing CP -0.56% 14/01/2021	DE	EUR	23,148	23,175	0.02
Lloyds Bank CP -0.56% 07/01/2021	GB	EUR	23,148	23,174	0.02
Swedbank CP -0.54% 21/12/2020	SE	EUR	23,148	23,169	0.02
Dexia Credit Local CP -0.54% 21/12/2020	FR	EUR	23,148	23,168	0.02
KBC Bank CD 0.00% 21/12/2020	BE	EUR	23,148	23,167	0.02
Sumi Trust Bank CD 0.00% 16/12/2020	JP	EUR	23,148	23,166	0.02
Toyota Motor Finance CP -0.56% 16/12/2020	NL	EUR	23,148	23,165	0.02
Linde Finance CP -0.43% 04/12/2020	NL	EUR	23,148	23,161	0.02
Citibank CD 0.00% 04/12/2020	US	EUR	23,148	23,161	0.02
Oesterreichisch CP -.54% 27/11/2020	AT	EUR	23,148	23,158	0.02
Jyske Bank CP -0.545% 23/11/2020	DK	EUR	23,148	23,157	0.02
SMBC Brussels CP -0.53% 19/11/2020	BE	EUR	23,148	23,156	0.02
Archer Dan CP -0.53% 03/12/2020	US	EUR	23,148	23,154	0.02
Archer Dan CP -0.52% 01/12/2020	US	EUR	23,148	23,154	0.02
Soc Anonyme De CP -0.36% 06/11/2020	FR	EUR	23,148	23,151	0.02
Loreal CP -0.555% 05/11/2020	FR	EUR	23,148	23,150	0.02
Linde Finance CP -0.49% 18/01/2021	NL	EUR	15,432	15,451	0.01
Mizuho Bank CD 0.00% 07/01/2021	GB	EUR	15,432	15,449	0.01
Denmark CP -0.53% 04/01/2021	DK	EUR	15,432	15,449	0.01
SMBV Brussels CD 0.00% 24/12/2020	DE	EUR	15,432	15,446	0.01
Dexia Credit Local CP -0.48% 22/12/2020	FR	EUR	15,432	15,446	0.01
Svenska Handelsbanken CP -0.35% 18/12/2020	SE	EUR	15,432	15,444	0.01
Nordea Bank CP -0.55% 17/12/2020	FI	EUR	15,432	15,444	0.01
Nordea Bank CP -0.50% 10/12/2020	FI	EUR	15,432	15,442	0.01
Nordea Bank CP -0.4% 07/12/2020	FI	EUR	15,432	15,441	0.01
Swedbank CP -0.38% 01/12/2020	SE	EUR	15,432	15,440	0.01
SMBC Brussels CD 0.00% 23/11/2020	BE	EUR	15,432	15,438	0.01
Agence Centrale CP -0.52% 23/11/2020	FR	EUR	15,432	15,438	0.01
Rabobank Ned CP -0.40% 05/11/2020	NL	EUR	15,432	15,434	0.01
Agence Centrale CP -0.33% 06/11/2020	FR	EUR	15,432	15,434	0.01
Credit Suisse CD 0.00% 12/11/2020	GB	EUR	12,346	12,349	0.01
Mizuho Bank CD 0.00% 05/11/2020	GB	EUR	12,346	12,347	0.01
Goldman Sachs CD 0.00% 07/05/2021	GB	EUR	11,574	11,606	0.01
BOA International CD 0.00% 08/01/2021	IE	EUR	11,574	11,587	0.01
P&G CP -0.49% 03/12/2020	US	EUR	10,802	10,808	0.01
Deutsche Bahn CP -0.555% 30/11/2020	DE	EUR	10,802	10,808	0.01
Svenska Handelsbanken CP -0.49% 24/05/2021	SE	EUR	7,716	7,740	0.01
Swedbank CP -.053% 21/04/2021	SE	EUR	7,716	7,736	0.01
Nordea Bank CP -0.54% 19/04/2021	FI	EUR	7,716	7,735	0.01
Svenska Handelsbanken CP -0.52% 22/02/2021	SE	EUR	7,716	7,730	0.01
Paccar Finance Euro CP -0.53% 05/01/2021	NL	EUR	7,716	7,724	0.01
Swedbank CP -0.55% 17/12/2020	SE	EUR	7,716	7,722	0.01
HSBC France CP -0.15% 09/11/2020	FR	EUR	7,716	7,717	0.01
Deutsche Bahn CP -0.555% 30/11/2020	DE	EUR	4,630	4,632	0.00
				898,861	0.77
목록에 없음					
유틸리티					
TXU Europe Funding 7.00% 30/11/2005 (Defaulted)*	GB	EUR	6,246	0	0.00
TXU Eastern Funding 6.45% 15/05/2005 (Defaulted)*	GB	USD	913	0	0.00
				0	0.00
소재					
Farmers Bus Perpetual (Pref'd)*	US	USD	2,093	59,378	0.05
FARMERS BU SR F 0% (Pref'd) (Perpetual)*	US	USD	1,412	40,077	0.03
China Metal Recycling Holdings*	HK	HKD	39	0	0.00
				99,455	0.09
산업재					
Tradeshift Holdings*	US	USD	3,879	19,975	0.02
Blue Skyview 15.758% VRN (Perpetual) (Defaulted)	VG	USD	1,427	308	0.00
Jain Int'l Trading 7.125% 01/02/2022 (Defaulted)	NL	USD	893	149	0.00
				20,432	0.02
정보 기술					
Innoviz Technology Service*	IL	USD	7,467	53,872	0.05
Sensetime Group*	CN	USD	10,182	3,090	0.00
Nuoxi Capital 5.35% 24/01/2023 (Defaulted)	VG	USD	1,174	101	0.00
DBA Telecommunication Asia Holdings*	HK	HKD	156	0	0.00
				57,063	0.05
소비재					
Virgin Media Secured Fin. 4.125% 15/08/2030	GB	GBP	11,528	12,573	0.01
Top Wise Excellence 6.00% 16/03/2020 (Defaulted)	VG	USD	1,368	127	0.00
				12,700	0.01
건강					
Grail*	US	USD	309	3,160	0.00
JHL Biotech*	KY	TWD	492	694	0.00
Chime Biologics*	VG	USD	492	160	0.00
				4,014	0.00
금융					
Transferwise*	GB	USD	572	61,349	0.05
Transferwise (Pref'd)*	GB	USD	390	41,836	0.04
Tianjin State-OCI. & Management. 1.60% 17/12/2039*	CN	USD	3,185	560	0.00
Yihua Overseas Invest. 8.50% 23/10/2020 (Defaulted)	VG	USD	1,048	72	0.00
				103,817	0.09
부동산					
Intu SGS Fin. 3.875% 17/03/2023 EMTN (Defaulted)	GB	GBP	3,837	2,472	0.00
Modernland Overseas Pte 6.95% 13/04/2024	SG	USD	932	324	0.00
JGC Ventures 10.75% 30/08/2021 (Defaulted)	SG	USD	835	294	0.00
Intu Debenture 5.562% 31/12/2027 (Defaulted)	GB	GBP	186	109	0.00
				3,199	0.00
단주				(13)	(0.00)
총 투자 (비용 EUR 103,065,880)				105,295,854	90.53
예금					
Barclays Bank TD -0.55% 02/11/2020	GB	EUR	115,741	115,741	0.10
KBC Bank TD -0.56% 02/11/2020	BE	EUR	92,593	92,593	0.08
Bred Banque TD -0.58% 02/11/2020	FR	EUR	92,593	92,593	0.08

현재 투자종목 명세서서 2020년 10월 31일

	국가 코드	CCY	주식 또는 명목	시장 가격 EUR	% 순자산
Credit Agricole TD -0.55% 02/11/2020	FR	EUR	48,845	48,845	0.04
				349,772	0.30
(예금 포함) 총 투자				105,645,626	90.83

차액 거래 계약

	CCY	기본 노출	미실현 이익 / (손실) EUR	% 순자산
MSCI Europe VI Eur Net (JPLS)	EUR	1,299,560	(70,584)	(0.06)
			(70,584)	(0.06)

신용 디폴트 스왑 (Credit Default Swap)

	CCY	기본 노출	미실현 이익 / (손실) EUR	% 순자산
매수 보호 Commerzbk 4% 20/12/2025	EUR	36,282	2,475	0.00
매수 보호 브라질 4.25% 20/12/2025	USD	17,631	860	0.00
매도 보호 CDX NA HY S35 5 년 20/12/202	USD	23,473	716	0.00
매수 보호 Lloyds Bank 4.5% 20/12/2025	EUR	22,199	515	0.00
매수 보호 Repsol Int'l Fin 2.25% 20/12/2025	EUR	41,742	406	0.00
매수 보호 4.375% 20/12/2025	EUR	14,799	400	0.00
매수 보호 Munich Re 7.625% 20/12/2020	EUR	5,216	(6)	(0.00)
매수 보호 XL Capital Yank 6.25% 20/12/2020	USD	10,432	(12)	(0.00)
매수 보호 Quest Diagnostic 6.95% 20/06/2021	USD	3,130	(16)	(0.00)
매수 보호 Lincoln National 3.35% 20/12/2025	USD	6,677	(25)	(0.00)
매수 보호 Conocophillips 5.9% 20/06/2022	USD	3,756	(35)	(0.00)
매수 보호 Avnet 4.875% 20/06/2025	USD	5,216	(37)	(0.00)
매수 보호 Avnet 4.875% 20/06/2022	USD	3,860	(39)	(0.00)
매수 보호 Aig International 6.25% 20/12/2025	USD	6,677	(70)	(0.00)
매수 보호 Wells Fargo 3.069% 20/12/2025	USD	8,137	(117)	(0.00)
매수 보호 CDX NA HY S35 5 년 20/12/202	USD	4,966	(151)	(0.00)
매수 보호 Dow Chemical 7.375% 20/12/2025	USD	22,951	(291)	(0.00)
매수 보호 iTraxx Xover S34 20/12/2025	EUR	5,869	(353)	(0.00)
매수 보호 Viacomcbs 4.75% 20/12/2025	USD	32,106	(374)	(0.00)
매수 보호 일반사항 Motors 4.875% 20/12/2025	USD	18,570	(2,827)	(0.00)
			1,019	0.00

선물환 계약

	기본 노출 EUR	미실현 이익 / (손실) EUR	% 순자산
구입 USD 판매 EUR 에 1.18657 12/11/2020	193,954	3,543	0.00
구입 USD 판매 NOK 에 0.11227 12/11/2020	29,296	2,068	0.00
구입 SEK 판매 EUR 에 10.41988 16/11/2020	238,896	1,432	0.00
구입 CHF 판매 EUR 에 1.07699 16/11/2020	111,701	1,005	0.00
구입 USD 판매 EUR 에 1.18663 12/11/2020	47,463	870	0.00
구입 USD 판매 SEK 에 0.11499 12/11/2020	30,680	676	0.00
구입 USD 판매 GBP 에 1.31668 12/11/2020	31,314	511	0.00
구입 USD 판매 EUR 에 1.19905 12/11/2020	15,598	452	0.00
구입 USD 판매 SEK 에 0.11393 12/11/2020	32,073	406	0.00
구입 USD 판매 AUD 에 0.71980 12/11/2020	16,868	402	0.00
구입 USD 판매 NOK 에 0.11326 12/11/2020	4,848	388	0.00
구입 USD 판매 CAD 에 0.76029 12/11/2020	30,934	383	0.00
구입 USD 판매 NOK 에 0.10910 12/11/2020	5,555	224	0.00
구입 USD 판매 AUD 에 0.72481 12/11/2020	6,604	205	0.00
구입 USD 판매 EUR 에 1.18181 12/11/2020	13,864	197	0.00
구입 USD 판매 EUR 에 1.18193 12/11/2020	12,070	172	0.00
구입 USD 판매 EUR 에 1.19298 12/11/2020	7,076	168	0.00
구입 USD 판매 GBP 에 1.30368 12/11/2020	25,379	160	0.00
구입 USD 판매 EUR 에 1.17171 06/11/2020	27,178	153	0.00
구입 USD 판매 CAD 에 0.75930 12/11/2020	13,027	144	0.00
구입 USD 판매 EUR 에 1.18276 12/11/2020	9,446	142	0.00
구입 NZD 판매 USD 에 1.53290 12/11/2020	9,010	136	0.00
구입 USD 판매 EUR 에 1.18862 12/11/2020	6,539	131	0.00
구입 USD 판매 GBP 에 1.30466 12/11/2020	18,061	127	0.00
구입 USD 판매 AUD 에 0.73302 12/11/2020	2,780	119	0.00
구입 USD 판매 AUD 에 0.72572 12/11/2020	3,701	119	0.00
구입 JPY 판매 EUR 에 125.06129 12/11/2020	4,276	113	0.00
구입 USD 판매 EUR 에 1.18412 12/11/2020	5,852	95	0.00
구입 USD 판매 DKK 에 0.15941 12/11/2020	5,167	95	0.00
구입 USD 판매 EUR 에 1.18495 06/11/2020	5,212	89	0.00
구입 USD 판매 SEK 에 0.11580 12/11/2020	2,793	82	0.00
구입 USD 판매 EUR 에 1.16878 03/12/2020	32,428	82	0.00
구입 CAD 판매 USD 에 1.33863 06/11/2020	15,316	81	0.00
구입 USD 판매 SEK 에 0.11410 12/11/2020	5,630	80	0.00
구입 USD 판매 EUR 에 1.17604 12/11/2020	8,278	76	0.00
구입 USD 판매 EUR 에 1.17312 12/11/2020	11,163	75	0.00
구입 SEK 판매 USD 에 8.90860 12/11/2020	31,373	72	0.00
구입 EUR 판매 AUD 에 0.60593 12/11/2020	16,643	72	0.00
구입 USD 판매 SEK 에 0.11438 12/11/2020	4,262	71	0.00
구입 USD 판매 GBP 에 1.29760 03/12/2020	46,446	68	0.00
구입 USD 판매 EUR 에 1.19881 12/11/2020	2,337	67	0.00
구입 USD 판매 EUR 에 1.19143 12/11/2020	2,938	66	0.00
구입 USD 판매 EUR 에 1.18738 12/11/2020	3,164	60	0.00
구입 USD 판매 SEK 에 0.11468 12/11/2020	2,825	54	0.00
구입 USD 판매 NOK 에 0.10729 12/11/2020	2,347	54	0.00
구입 USD 판매 SEK 에 0.11385 12/11/2020	4,346	52	0.00
구입 USD 판매 EUR 에 1.17503 12/11/2020	5,230	44	0.00
구입 USD 판매 EUR 에 1.18295 12/11/2020	2,837	43	0.00
구입 USD 판매 EUR 에 1.17277 12/11/2020	6,626	43	0.00
구입 USD 판매 EUR 에 1.18162 16/11/2020	3,040	42	0.00
구입 JPY 판매 USD 에 105.67120 06/11/2020	3,924	42	0.00
구입 USD 판매 EUR 에 1.17686 06/11/2020	4,079	41	0.00
구입 USD 판매 EUR 에 1.18429 12/11/2020	2,453	40	0.00
구입 USD 판매 EUR 에 1.17991 06/11/2020	3,189	40	0.00
구입 USD 판매 EUR 에 1.17324 12/11/2020	5,899	40	0.00
구입 USD 판매 EUR 에 1.18018 12/11/2020	3,029	39	0.00
구입 USD 판매 AUD 에 0.71767 12/11/2020	1,879	39	0.00
구입 USD 판매 EUR 에 1.18311 12/11/2020	2,389	37	0.00
구입 USD 판매 CAD 에 0.76056 12/11/2020	2,846	36	0.00
구입 USD 판매 EUR 에 1.18249 16/11/2020	2,330	34	0.00
구입 USD 판매 CAD 에 0.76014 12/11/2020	2,823	34	0.00
구입 USD 판매 CAD 에 0.75290 12/11/2020	13,328	34	0.00
구입 USD 판매 AUD 에 0.71603 12/11/2020	1,862	34	0.00
구입 USD 판매 NZD 에 0.66639 12/11/2020	5,216	33	0.00
구입 USD 판매 GBP 에 1.31793 12/11/2020	1,873	32	0.00
구입 USD 판매 EUR 에 1.19678 12/11/2020	1,173	32	0.00
구입 NOK 판매 USD 에 9.54681 12/11/2020	29,264	32	0.00
구입 USD 판매 GBP 에 1.30398 12/11/2020	4,727	31	0.00
구입 JPY 판매 USD 에 105.67820 12/11/2020	2,883	31	0.00
구입 GBP 판매 EUR 에 0.90578 19/11/2020	4,416	31	0.00
구입 GBP 판매 EUR 에 0.91936 12/11/2020	1,350	30	0.00
구입 NZD 판매 USD 에 1.52490 12/11/2020	2,856	28	0.00
구입 USD 판매 NOK 에 0.10817 12/11/2020	837	26	0.00
구입 USD 판매 SEK 에 0.11390 12/11/2020	1,887	23	0.00
구입 USD 판매 EUR 에 1.18257 12/11/2020	1,576	23	0.00
구입 USD 판매 SEK 에 0.11382 12/11/2020	1,894	22	0.00
구입 USD 판매 EUR 에 1.19250 12/11/2020	932	22	0.00
구입 USD 판매 EUR 에 1.18166 06/11/2020	1,556	22	0.00
구입 CAD 판매 USD 에 1.33809 12/11/2020	4,387	21	0.00
구입 GBP 판매 EUR 에 0.90746 12/11/2020	2,002	18	0.00
구입 USD 판매 CAD 에 0.75606 12/11/2020	2,353	16	0.00
구입 JPY 판매 USD 에 105.44390 12/11/2020	1,905	16	0.00
구입 USD 판매 EUR 에 1.18349 12/11/2020	937	15	0.00
구입 GBP 판매 USD 에 0.77253 12/11/2020	18,483	15	0.00
구입 USD 판매 EUR 에 1.17187 06/11/2020	2,490	14	0.00
구입 USD 판매 AUD 에 0.70494 12/11/2020	5,317	14	0.00
구입 USD 판매 EUR 에 1.18510 12/11/2020	756	13	0.00
구입 JPY 판매 USD 에 105.97211 12/11/2020	956	13	0.00
구입 CNY 판매 USD 에 6.78220 19/01/2021	1,749	13	0.00
구입 USD 판매 EUR 에 1.18136 12/11/2020	900	12	0.00
구입 USD 판매 EUR 에 1.18081 12/11/2020	930	12	0.00
구입 USD 판매 EUR 에 1.17835 12/11/2020	1,057	12	0.00
구입 USD 판매 CHF 에 1.10342 12/11/2020	1,144	12	0.00
구입 USD 판매 CAD 에 0.76042 12/11/2020	945	12	0.00
구입 KRW 판매 USD 에 1168.68000 04/01/2021	413	12	0.00
구입 USD 판매 GBP 에 1.30993 12/11/2020	950	11	0.00
구입 USD 판매 EUR 에 1.17954 16/11/2020	827	10	0.00
구입 USD 판매 CAD 에 0.75150 06/11/2020	15,397	10	0.00
구입 USD 판매 GBP 에 1.30282 12/11/2020	1,661	9	0.00
구입 CHF 판매 USD 에 0.92171 06/11/2020	1,482	9	0.00
구입 USD 판매 EUR 에 1.18706 12/11/2020	392	7	0.00
구입 USD 판매 EUR 에 1.17357 16/11/2020	934	7	0.00
구입 USD 판매 CAD 에 0.76265 12/11/2020	469	7	0.00
구입 USD 판매 EUR 에 1.19339 12/11/2020	243	6	0.00
구입 USD 판매 EUR 에 1.17260 16/11/2020	920	6	0.00
구입 SEK 판매 USD 에 9.01063 04/01/2021	435	6	0.00
구입 GBP 판매 USD 에 0.77884 12/11/2020	700	6	0.00
구입 USD 판매 GBP 에 1.30064 12/11/2020	1,267	5	0.00
구입 USD 판매 EUR 에 1.17809 12/11/2020	420	5	0.00
구입 JPY 판매 USD 에 105.56800 12/11/2020	482	5	0.00
구입 USD 판매 EUR 에 1.19106 12/11/2020	198	4	0.00
구입 USD 판매 EUR 에 1.16568 12/11/2020	10,653	4	0.00
구입 USD 판매 AUD 에 0.70615 06/11/2020	874	4	0.00
구입 NZD 판매 USD 에 1.51353 12/11/2020	1,724	4	0.00
구입 JPY 판매 USD 에 105.05114 12/11/2020	797	4	0.00
구입 SGD 판매 USD 에 1.37102 04/01/2021	411	2	0.00
구입 JPY 판매 USD 에 104.91992 12/11/2020	638	2	0.00
구입 EUR 판매 GBP 에 1.11282 12/11/2020	1,696	2	0.00
구입 USD 판매 GBP 에 1.29635 06/11/2020	2,008	1	0.00
구입 USD 판매 EUR 에 1.16547 12/11/2020	6,891	1	0.00
구입 USD 판매 EUR 에 1.16537 12/11/2020	7,000	1	0.00

현재 투자종목 명세서서 2020년 10월 31일

	기본 노출 EUR	미실현 이익 / (손실) EUR	% 순자산
구입 USD 판매 CHF 에 1.09256 06/11/2020	1,491	1	0.00
구입 USD 판매 CAD 에 0.75137 12/11/2020	2,878	1	0.00
구입 GBP 판매 USD 에 0.77252 12/11/2020	786	1	0.00
구입 USD 판매 JPY 에 0.00956 06/11/2020	3,966	0	0.00
구입 USD 판매 GBP 에 1.29520 06/11/2020	1,352	0	0.00
구입 JPY 판매 USD 에 104.52440 03/12/2020	3,967	0	0.00
구입 USD 판매 PHP 에 0.02058 16/11/2020	358	(1)	(0.00)
구입 USD 판매 PHP 에 0.02055 16/11/2020	304	(1)	(0.00)
구입 USD 판매 PHP 에 0.02052 16/11/2020	223	(1)	(0.00)
구입 USD 판매 GBP 에 1.29523 12/11/2020	5,683	(1)	(0.00)
구입 JPY 판매 USD 에 104.52800 12/11/2020	5,273	(1)	(0.00)
구입 EUR 판매 USD 에 0.85446 04/01/2021	419	(1)	(0.00)
구입 EUR 판매 USD 에 0.85062 16/11/2020	109	(1)	(0.00)
구입 CHF 판매 USD 에 0.91457 03/12/2020	1,494	(1)	(0.00)
구입 USD 판매 PHP 에 0.02063 16/11/2020	5,314	(2)	(0.00)
구입 USD 판매 JPY 에 0.00954 12/11/2020	825	(2)	(0.00)
구입 USD 판매 GBP 에 1.29461 03/12/2020	2,986	(2)	(0.00)
구입 PLN 판매 USD 에 3.88560 12/11/2020	127	(2)	(0.00)
구입 PLN 판매 USD 에 3.87827 12/11/2020	115	(2)	(0.00)
구입 PLN 판매 USD 에 3.80446 12/11/2020	47	(2)	(0.00)
구입 GBP 판매 USD 에 0.77085 12/11/2020	1,434	(2)	(0.00)
구입 EUR 판매 USD 에 0.85601 16/11/2020	872	(2)	(0.00)
구입 USD 판매 GBP 에 1.29104 12/11/2020	969	(3)	(0.00)
구입 CAD 판매 USD 에 1.33115 12/11/2020	8,110	(3)	(0.00)
구입 USD 판매 JPY 에 0.00948 12/11/2020	480	(4)	(0.00)
구입 GBP 판매 USD 에 0.76756 12/11/2020	661	(4)	(0.00)
구입 AUD 판매 USD 에 1.41594 03/12/2020	878	(4)	(0.00)
구입 USD 판매 SEK 에 0.11214 12/11/2020	1,437	(5)	(0.00)
구입 CHF 판매 USD 에 0.90844 12/11/2020	615	(5)	(0.00)
구입 GBP 판매 USD 에 0.76809 06/11/2020	1,128	(6)	(0.00)
구입 EUR 판매 USD 에 0.85197 16/11/2020	803	(6)	(0.00)
구입 CAD 판매 USD 에 1.32630 12/11/2020	1,435	(6)	(0.00)
구입 GBP 판매 USD 에 0.76604 12/11/2020	955	(7)	(0.00)
구입 EUR 판매 USD 에 0.85104 12/11/2020	808	(7)	(0.00)
구입 CAD 판매 USD 에 1.32935 12/11/2020	4,333	(7)	(0.00)
구입 GBP 판매 USD 에 0.76815 06/11/2020	1,583	(8)	(0.00)
구입 EUR 판매 USD 에 0.85233 12/11/2020	1,225	(8)	(0.00)
구입 EUR 판매 GBP 에 1.10852 12/11/2020	2,572	(8)	(0.00)
구입 AUD 판매 USD 에 1.39789 12/11/2020	478	(8)	(0.00)
구입 GBP 판매 USD 에 0.76506 12/11/2020	965	(9)	(0.00)
구입 EUR 판매 USD 에 0.84988 12/11/2020	903	(9)	(0.00)
구입 EUR 판매 USD 에 0.85474 12/11/2020	2,409	(10)	(0.00)
구입 EUR 판매 USD 에 0.84402 12/11/2020	612	(10)	(0.00)
구입 CAD 판매 USD 에 1.33058 03/12/2020	15,409	(10)	(0.00)
구입 EUR 판매 USD 에 0.85007 16/11/2020	1,221	(11)	(0.00)
구입 CAD 판매 USD 에 1.31469 12/11/2020	864	(11)	(0.00)
구입 AUD 판매 USD 에 1.40400 06/11/2020	886	(11)	(0.00)
구입 EUR 판매 USD 에 0.85401 12/11/2020	2,558	(12)	(0.00)
구입 SEK 판매 USD 에 8.85490 12/11/2020	3,360	(13)	(0.00)
구입 EUR 판매 USD 에 0.84675 12/11/2020	959	(13)	(0.00)
구입 PLN 판매 USD 에 3.69688 12/11/2020	207	(14)	(0.00)
구입 EUR 판매 USD 에 0.84759 16/11/2020	1,369	(17)	(0.00)
구입 EUR 판매 GBP 에 1.09721 12/11/2020	1,296	(17)	(0.00)
구입 NZD 판매 USD 에 1.50270 12/11/2020	3,960	(19)	(0.00)
구입 USD 판매 GBP 에 1.28873 12/11/2020	3,966	(21)	(0.00)
구입 EUR 판매 USD 에 0.84639 12/11/2020	1,520	(21)	(0.00)
구입 EUR 판매 USD 에 0.84454 12/11/2020	1,336	(21)	(0.00)
구입 CAD 판매 USD 에 1.30102 12/11/2020	960	(22)	(0.00)
구입 USD 판매 NZD 에 0.65702 12/11/2020	2,921	(23)	(0.00)
구입 EUR 판매 USD 에 0.83583 12/11/2020	1,024	(27)	(0.00)
구입 EUR 판매 GBP 에 1.10529 12/11/2020	4,593	(27)	(0.00)
구입 AUD 판매 USD 에 1.39639 12/11/2020	1,471	(27)	(0.00)
구입 USD 판매 GBP 에 1.28036 12/11/2020	2,432	(28)	(0.00)
구입 NOK 판매 USD 에 9.43940 12/11/2020	2,873	(29)	(0.00)
구입 EUR 판매 USD 에 0.84628 06/11/2020	2,092	(29)	(0.00)
구입 USD 판매 GBP 에 1.28638 12/11/2020	4,324	(31)	(0.00)
구입 EUR 판매 USD 에 0.83660 12/11/2020	1,230	(31)	(0.00)
구입 USD 판매 CAD 에 0.74801 12/11/2020	8,143	(32)	(0.00)
구입 GBP 판매 USD 에 0.74527 12/11/2020	928	(32)	(0.00)
구입 EUR 판매 USD 에 0.85279 06/11/2020	5,130	(33)	(0.00)
구입 EUR 판매 USD 에 0.84372 12/11/2020	2,059	(35)	(0.00)
구입 GBP 판매 USD 에 0.76351 12/11/2020	3,322	(36)	(0.00)
구입 EUR 판매 GBP 에 1.10497 12/11/2020	6,243	(38)	(0.00)
구입 EUR 판매 USD 에 0.84335 12/11/2020	2,312	(40)	(0.00)
구입 EUR 판매 USD 에 0.84703 12/11/2020	3,357	(44)	(0.00)
구입 EUR 판매 GBP 에 1.10962 12/11/2020	22,850	(44)	(0.00)
구입 EUR 판매 USD 에 0.84242 12/11/2020	2,450	(45)	(0.00)
구입 EUR 판매 USD 에 0.84240 12/11/2020	2,455	(45)	(0.00)
구입 GBP 판매 USD 에 0.76516 12/11/2020	5,251	(46)	(0.00)
구입 EUR 판매 USD 에 0.84376 12/11/2020	2,999	(50)	(0.00)
구입 EUR 판매 USD 에 0.84773 06/11/2020	4,187	(51)	(0.00)
구입 NOK 판매 USD 에 8.97158 12/11/2020	953	(56)	(0.00)
구입 SEK 판매 USD 에 8.67080 12/11/2020	2,376	(58)	(0.00)
구입 GBP 판매 USD 에 0.77078 06/11/2020	46,507	(69)	(0.00)
구입 CAD 판매 USD 에 1.31821 12/11/2020	6,853	(69)	(0.00)
구입 PLN 판매 USD 에 3.72271 12/11/2020	1,193	(71)	(0.00)
구입 EUR 판매 USD 에 0.84363 12/11/2020	4,363	(74)	(0.00)
구입 USD 판매 JPY 에 0.00947 12/11/2020	7,838	(77)	(0.00)
구입 EUR 판매 USD 에 0.85609 06/11/2020	32,491	(83)	(0.00)
구입 CAD 판매 USD 에 1.31637 12/11/2020	7,600	(87)	(0.00)
구입 AUD 판매 USD 에 1.40234 12/11/2020	6,238	(88)	(0.00)
구입 EUR 판매 USD 에 0.85607 12/11/2020	36,913	(90)	(0.00)
구입 AUD 판매 USD 에 1.35490 12/11/2020	1,917	(91)	(0.00)
구입 EUR 판매 USD 에 0.83992 12/11/2020	4,342	(92)	(0.00)
구입 EUR 판매 AUD 에 0.60190 12/11/2020	39,979	(94)	(0.00)
구입 NZD 판매 USD 에 1.49108 12/11/2020	7,626	(96)	(0.00)
구입 AUD 판매 USD 에 1.38999 12/11/2020	4,750	(108)	(0.00)
구입 EUR 판매 USD 에 0.85226 12/11/2020	16,330	(112)	(0.00)
구입 EUR 판매 USD 에 0.84583 16/11/2020	8,456	(121)	(0.00)
구입 EUR 판매 USD 에 0.84617 12/11/2020	8,789	(123)	(0.00)
구입 USD 판매 JPY 에 0.00941 12/11/2020	7,766	(124)	(0.00)
구입 AUD 판매 USD 에 1.38572 12/11/2020	5,288	(136)	(0.00)
구입 NOK 판매 USD 에 8.97703 12/11/2020	2,391	(140)	(0.00)
구입 EUR 판매 USD 에 0.84761 12/11/2020	13,048	(160)	(0.00)
구입 EUR 판매 USD 에 0.84284 12/11/2020	8,998	(161)	(0.00)
구입 USD 판매 JPY 에 0.00949 12/11/2020	23,631	(172)	(0.00)
구입 AUD 판매 USD 에 1.38260 12/11/2020	6,186	(173)	(0.00)
구입 EUR 판매 USD 에 0.85595 19/11/2020	78,510	(190)	(0.00)
구입 EUR 판매 USD 에 0.84277 12/11/2020	10,840	(194)	(0.00)
구입 NOK 판매 USD 에 8.99863 12/11/2020	4,809	(271)	(0.00)
구입 GBP 판매 USD 에 0.75898 12/11/2020	16,785	(281)	(0.00)
구입 SEK 판매 USD 에 8.69658 12/11/2020	13,619	(294)	(0.00)
구입 USD 판매 GBP 에 1.28423 06/11/2020	45,776	(397)	(0.00)
구입 EUR 판매 USD 에 0.84324 12/11/2020	22,842	(397)	(0.00)
구입 NOK 판매 USD 에 9.28964 12/11/2020	20,997	(543)	(0.00)
구입 NOK 판매 EUR 에 10.85198 16/11/2020	84,400	(1,988)	(0.00)
구입 EUR 판매 GBP 에 1.09720 16/11/2020	205,809	(2,685)	(0.00)
구입 EUR 판매 USD 에 0.84568 19/11/2020	722,642	(10,400)	(0.01)
구입 EUR 판매 GBP 에 1.10323 19/11/2020	4,504,479	(34,104)	(0.03)
구입 EUR 판매 USD 에 0.84567 19/11/2020	3,521,012	(50,707)	(0.04)
		(89,095)	**(0.08)**

선물

	CCY	기본 노출	미실현 이익 / (손실) EUR	% 순자산
Euro-Bund Bond Future 08/12/2020	EUR	488,129	2,531	0.00
FTSE 250 Index Future 18/12/2020	GBP	(67,748)	1,531	0.00
US Long Bond Future 21/12/2020	USD	(16,361)	353	0.00
10 Year Mini JGB Bond Future 11/12/2020	JPY	13,949,216	135	0.00
호주 10 년 Bond Future 15/12/2020	AUD	23,415	42	0.00
US Treasury Note 2 Year Bond Future 31/12/2020	USD	4,985	0	0.00
Japan 10 Year Bond Future 14/12/2020	JPY	(1,762,747)	(23)	(0.00)
Euro-Schatz Bond Future 08/12/2020	EUR	(15,131)	(24)	(0.00)
Canadian 10 Year Bond Future 18/12/2020	CAD	31,744	(42)	(0.00)
US Treasury Note 5 Year Bond Future 31/12/2020	USD	95,590	(177)	(0.00)
Long Gilt Bond Future 29/12/2020	GBP	49,536	(241)	(0.00)
US Ultra Bond Future 21/12/2020	USD	15,960	(297)	(0.00)
Euro-Bobl Bond Future 08/12/2020	EUR	(19,387)	(496)	(0.00)
US Treasury Note 10 Year Bond Future 21/12/2020	USD	133,773	(570)	(0.00)
미국 10 년 Ultra Bond Future 21/12/2020	USD	60,231	(698)	(0.00)
Euro-BTP Bond Future 08/12/2020	EUR	(218,342)	(2,051)	(0.00)
Euro Buxl 30 Year Bond Future 08/12/2020	EUR	(109,485)	(3,223)	(0.00)
S&P TSX 60 Index Future 17/12/2020	CAD	2,658,543	(86,167)	(0.07)
E-Mini Russ 1000 Index Future 18/12/2020	USD	4,660,721	(132,935)	(0.11)
MSCI Europe Index Future 18/12/2020	EUR	2,007,430	(145,380)	(0.12)
			(367,732)	**(0.32)**

금리 스왑

	CCY	기본 노출	미실현 이익 / (손실) EUR	% 순자산
Receive fixed 1.0872% pay float. (6m AUD BB) 27/03/2030	AUD	17,112	345	0.00
Receive fixed 0.4123% pay float. (6m CHF LIBOR) 04/06/2028	CHF	3,244	212	0.00
Receive fixed 0.2985% pay float. (6m CHF LIBOR) 31/07/2027	CHF	3,836	206	0.00
Receive fixed 0.9117% pay float. (6m AUD BB) 01/05/2030	AUD	12,408	124	0.00
Receive fixed 0.5323% pay float. (6m CHF LIBOR) 12/11/2028	CHF	1,419	109	0.00
Receive fixed 0.1818% pay float. (6m CHF LIBOR) 04/09/2027	CHF	1,561	72	0.00
Receive fixed 0.8077% pay float. (6m AUD BB) 17/07/2030	AUD	20,234	63	0.00
Receive fixed 0.4098% pay float. (6m CHF LIBOR) 04/04/2028	CHF	892	57	0.00
Receive fixed 0.3598% pay float. (3m STIBOR) 26/05/2030	SEK	32,561	26	0.00

현재 투자종목 명세서 2020년 10월 31일

	CCY	기본 노출	미실현 이익 / (손실) EUR	% 순자산
Pay fixed -0.008% receive float. (6m JPY LIBOR) 26/05/2030	JPY	327,399	14	0.00
Pay fixed 0.5103% receive float. (3m NZ) 13/10/2030	NZD	12,449	4	0.00
Receive fixed -0.34% pay float. (6m CHF LIBOR) 10/08/2030	CHF	365	1	0.00
Receive fixed 0.2778% pay float. (3m STIBOR) 10/08/2030	SEK	6,366	0	0.00
Receive fixed 0.7477% pay float. (6m AUD BB) 07/08/2030	AUD	1,703	(1)	(0.00)
Receive fixed 0.7487% pay float. (6m AUD BB) 06/10/2030	AUD	6,569	(9)	(0.00)
Pay fixed 0.061% receive float. (6m JPY LIBOR) 25/03/2030	JPY	773,771	(12)	(0.00)
Pay fixed -0.2458% receive float. (6m EURIBOR) 10/08/2030	EUR	3,406	(12)	(0.00)
Pay fixed 1.2025% receive float. (3m NZ) 19/08/2029	NZD	405	(16)	(0.00)
Pay fixed 0.0952% receive float. (6m JPY LIBOR) 16/12/2029	JPY	430,882	(19)	(0.00)
Pay fixed -0.2058% receive float. (6m EURIBOR) 09/03/2030	EUR	2,311	(21)	(0.00)
Pay fixed 0.6443% receive float. (3m NZ) 10/08/2030	NZD	3,163	(25)	(0.00)
Receive fixed 0.2253% pay float. (3m STIBOR) 16/03/2030	SEK	84,587	(29)	(0.00)
Receive fixed 0.0085% pay float. (6m JPY LIBOR) 24/06/2029	JPY	1,392,601	(34)	(0.00)
Pay fixed 0.1553% receive float. (6m CHF LIBOR) 11/06/2029	CHF	1,500	(34)	(0.00)
Receive fixed 0.9348% pay float. (3m CDOR) 06/08/2030	CAD	3,082	(35)	(0.00)
Pay fixed 2.415% receive float. (3m NZ) 12/02/2029	NZD	487	(47)	(0.00)
Receive fixed 0.0427% pay float. (6m JPY LIBOR) 13/08/2029	JPY	998,741	(52)	(0.00)
Pay fixed 0.1202% receive float. (6m JPY LIBOR) 08/01/2030	JPY	942,093	(59)	(0.00)
Pay fixed -0.1898% receive float. (6m EURIBOR) 20/07/2030	EUR	6,285	(59)	(0.00)
Pay fixed -0.1298% receive float. (6m EURIBOR) 25/05/2030	EUR	4,258	(68)	(0.00)
Pay fixed 1.3628% receive float. (3m NZ) 21/10/2029	NZD	1,744	(82)	(0.00)
Receive fixed 0.078% pay float. (6m JPY LIBOR) 27/08/2029	JPY	1,385,870	(108)	(0.00)
Pay fixed 1.193% receive float. (3m NZ) 14/10/2029	NZD	3,487	(134)	(0.00)
Pay fixed -0.0298% receive float. (6m EURIBOR) 06/04/2030	EUR	6,082	(158)	(0.00)
Pay fixed 0.1047% receive float. (6m EURIBOR) 24/03/2030	EUR	5,474	(214)	(0.00)
Pay fixed 0.7323% receive float. (3m NZ) 20/07/2030	NZD	18,247	(236)	(0.00)
Pay fixed -0.1578% receive float. (6m EURIBOR) 18/05/2030	EUR	19,423	(258)	(0.00)
Pay fixed 0.0857% receive float. (6m EURIBOR) 08/07/2029	EUR	7,299	(270)	(0.00)
Pay fixed 0.0317% receive float. (6m EURIBOR) 05/08/2029	EUR	10,056	(326)	(0.00)
Pay fixed -0.0133% receive float. (6m EURIBOR) 27/04/2030	EUR	13,949	(385)	(0.00)
Pay fixed 0.5237% receive float. (6m EURIBOR) 06/05/2029	EUR	5,235	(395)	(0.00)
Receive fixed 0.97% pay float. (3m CDOR) 16/07/2030	CAD	45,010	(410)	(0.00)
Pay fixed 0.5986% receive float. (6m WIBO) 08/06/2025	PLN	360,962	(533)	(0.00)
Pay fixed 3.241% receive float. (3m NZ) 11/06/2028	NZD	4,704	(597)	(0.00)
Pay fixed 0.2982% receive float. (6m EURIBOR) 10/06/2029	EUR	14,638	(817)	(0.00)
Pay fixed 0.68% receive float. (6m WIBO) 11/05/2025	PLN	365,135	(837)	(0.00)
Pay fixed 2.9% receive float. (3m New Zealand) 08/10/2028	NZD	8,759	(1,013)	(0.00)
Pay fixed 2.36% receive float. (3m New Zealand) 18/03/2029	NZD	10,989	(1,036)	(0.00)
			(7,108)	(0.01)

옵션

	CCY	Contracts	시장 가격 EUR	% 순자산
구입 풋 HSI 지수 22000 29/06/2021	HKD	1	576	0.00
구입 풋 HSI 지수 21600 29/06/2021	HKD	1	270	0.00
구입 풋 한국 Kospi 200 지수 285 10/06/2021	KRW	17,932	200	0.00
구입 풋 HSCEI 지수 8300 29/09/2021	HKD	1	154	0.00
구입 풋 한국 KOSPI 200 지수 280 10/06/2021	KRW	8,811	87	0.00
			1,287	0.00

인플레이션 스왑

	CCY	기본 노출	미실현 이익 / (손실) EUR	% 순자산
Receive fixed 1.975% pay float. (US CPI) 15/10/2030	USD	7,720	1	0.00
Receive fixed 1.754% pay float. (US CPI) 03/08/2030	USD	14,605	(414)	(0.00)
Receive fixed 1.778% pay float. (US CPI) 27/07/2030	USD	20,865	(494)	(0.00)
			(907)	(0.00)

하룻밤 지수 스왑

	CCY	기본 노출	미실현 이익 / (손실) EUR	% 순자산
Receive fixed 0.1098% pay float. (1d SONIA) 17/09/2030	GBP	20,478	(178)	(0.00)
			(178)	(0.00)

기타 자산 및 부채	11,202,382	9.63
순자산	116,314,888	100.00

지역별 배분

국가	국가 코드	% 순자산
미국	US	26.04
룩셈부르크	LU	20.12
영국	GB	9.27
아일랜드	IE	7.89
일본	JP	4.22
독일	DE	4.17
네덜란드	NL	2.98
프랑스	FR	2.92
중국	CN	1.87
스위스	CH	1.39
스웨덴	SE	1.25
스페인	ES	1.06
홍콩	HK	0.63
노르웨이	NO	0.60
덴마크	DK	0.57
이탈리아	IT	0.56
핀란드	FI	0.51
인도네시아	ID	0.51
싱가포르	SG	0.48
인도	IN	0.41
호주	AU	0.40
태국	TH	0.40
대만	TW	0.38
한국	KR	0.35
벨기에	BE	0.23
말레이시아	MY	0.19
케이맨 제도	KY	0.16
필리핀	PH	0.15
초 국가	SU	0.15
남아프리카 공화국	ZA	0.12
이스라엘	IL	0.12
오스트리아	AT	0.09
버뮤다	BM	0.08
캐나다	CA	0.08
모나코	MC	0.07
베트남	VN	0.06
러시아	RU	0.06
멕시코	MX	0.05
포르투갈	PT	0.04
버진 아일랜드 (영국령)	VG	0.04
뉴질랜드	NZ	0.03
브라질	BR	0.03
키프로스	CY	0.01
카자흐스탄	KZ	0.01
모리셔스	MU	0.01
스리랑카	LK	0.01
Saudi Arabia	SA	0.01
아랍 에미리트	AE	0.00
몽골리아	MN	0.00
칠레	CL	0.00
현금 및 기타 순자산		9.19

Fidelity Institutional Target™ 2045 (Euro) Fund [1,4,5]

현재 투자종목 명세서서 2020년 10월 31일

공인된 주식 또는 공식 증권거래소에서 거래됨

에너지

	국가 코드	CCY	주식 또는 명목	시장 가격 EUR	% 순자산
Equinor	NO	NOK	24,212	264,243	0.24
Total	FR	EUR	9,431	243,500	0.22
Royal Dutch Shell (B)	NL	GBP	19,462	201,040	0.18
Marathon Petroleum	US	USD	6,283	154,065	0.14
SBM Offshore	NL	EUR	9,363	129,589	0.12
John Wood Group	GB	GBP	41,052	96,817	0.09
Chevron	US	USD	1,146	67,372	0.06
PTT	TH	THB	74,778	63,697	0.06
CNOOC	CN	HKD	57,098	44,694	0.04
Cairn Energy	GB	GBP	20,862	32,244	0.03
Royal Dutch Shell (A) (NL)	NL	EUR	2,888	31,435	0.03
Reliance Industries	IN	INR	1,289	30,628	0.03
China Petroleum & Chemical (H)	CN	HKD	83,666	27,999	0.03
Diversified Gas & Oil	US	GBP	22,433	27,887	0.02
Lundin Energy	SE	SEK	1,495	24,522	0.02
Galp Energia SGPS	PT	EUR	3,152	21,919	0.02
China Shenhua Energy (H)	CN	HKD	12,958	19,267	0.02
Jadestone Energy	SG	GBP	36,752	18,798	0.02
Repsol International Fin. 4.247% VRN (Perpetual)	NL	EUR	15,506	15,758	0.01
BP Capital Markets 3.625% VRN (Perpetual)	GB	EUR	12,742	13,107	0.01
Eni 3.375% VRN (Perpetual)	IT	EUR	11,894	11,793	0.01
PetroChina (H)	CN	HKD	38,854	9,349	0.01
Reabold Resources	GB	GBP	1,252,715	8,149	0.01
Kosmos Energy	US	GBP	8,076	7,386	0.01
CGG	FR	EUR	10,869	5,213	0.00
Longboat Energy	GB	GBP	5,013	4,905	0.00
Sinopec Kantons Holdings	HK	HKD	13,797	4,284	0.00
Equinor 3.125% 06/04/2030	NO	USD	3,257	3,094	0.00
Star Petroleum Refining	TH	THB	19,410	2,824	0.00
Senex Energy	AU	AUD	14,366	2,558	0.00
Energy Transfer Operating 3.75% 15/05/2030	US	USD	2,605	2,198	0.00
Equinor 3.70% 06/04/2050	NO	USD	2,275	2,180	0.00
Energy Transfer Operating 6.25% 15/04/2049	US	USD	2,355	2,133	0.00
China Oilfield Services (H)	CN	HKD	3,872	2,005	0.00
Cooper Energy	AU	AUD	8,548	1,624	0.00
Shell Int'l Finance 3.25% 06/04/2050	NL	USD	1,589	1,412	0.00
Energy Transfer Operating 5.00% 15/05/2050	US	USD	1,595	1,279	0.00
BP Capital Markets 4.375% VRN (Perpetual)	GB	USD	1,350	1,199	0.00
Saudi Arabian Oil 2.75% 16/04/2022 Reg S	SA	USD	1,355	1,190	0.00
BP Capital Markets 1.00% 28/04/2023	GB	GBP	938	1,046	0.00
Pertamina Persero 3.10% 27/08/2030 Reg S	ID	USD	1,133	1,008	0.00
Reliance Industries	IN	INR	61	841	0.00
Energy Transfer Operating 6.00% 15/06/2048	US	USD	834	734	0.00
Energy Transfer Operating 4.05% 15/03/2025	US	USD	625	565	0.00
Chevron 3.078% 11/05/2050	US	USD	467	417	0.00
Energy Transfer Operating 4.50% 15/04/2024	US	USD	417	380	0.00
Pertamina Persero 6.50% 27/05/2041 Reg S	ID	USD	261	289	0.00
Pertamina Persero 6.00% 03/05/2042 Reg S	ID	USD	263	275	0.00
				1,608,911	1.44

유틸리티

	국가 코드	CCY	주식 또는 명목	시장 가격 EUR	% 순자산
Greencoat Renewables	IE	EUR	392,974	459,780	0.41
NextEra Energy	US	USD	6,712	425,117	0.38
Renewables Infrastructure Group	GB	GBP	268,585	403,770	0.36
National Grid	GB	GBP	38,124	389,570	0.35
Enel	IT	EUR	28,593	195,408	0.18
Engie	FR	EUR	14,854	154,257	0.14
Fortum	FI	EUR	7,732	124,865	0.11
US Solar Fund	GB	USD	117,411	99,518	0.09
American Water Works	US	USD	733	95,271	0.09
Exelon	US	USD	2,564	87,642	0.08
CMS Energy	US	USD	1,560	85,276	0.08
Italgas	IT	EUR	7,448	36,959	0.03
RWE	DE	EUR	1,100	34,964	0.03
United Utilities Group	GB	GBP	3,573	34,300	0.03
Tenaga Nasional	MY	MYR	12,978	25,569	0.02
Mega First	MY	MYR	15,148	21,776	0.02
Power Grid Corporation of (India)	IN	INR	10,867	21,495	0.02
First Gen	PH	PHP	41,365	20,907	0.02
Rubis	FR	EUR	628	17,700	0.02
Cikarang Listrindo	ID	IDR	439,971	15,409	0.01
Guangdong Investment	HK	HKD	7,017	8,932	0.01
China Resources Power Holdings	HK	HKD	9,759	8,717	0.01
PTC India	IN	INR	9,468	5,145	0.00
Huadian Power International (H)	CN	HKD	23,998	5,108	0.00
West Holdings	JP	JPY	163	4,789	0.00
China Resources Gas Group	HK	HKD	1,225	4,565	0.00
CK Infrastructure Holdings	HK	HKD	981	3,968	0.00
NextEra Energy Capital 2.25% 01/06/2030	US	USD	2,456	2,183	0.00
Tianjin Development Holdings	HK	HKD	6,040	924	0.00
				2,793,884	2.50

소재

	국가 코드	CCY	주식 또는 명목	시장 가격 EUR	% 순자산
Air Products and Chemicals	US	USD	1,666	393,752	0.35
BHP Group (UK)	AU	GBP	13,913	230,534	0.21
FMC	US	USD	2,430	213,900	0.19
Arcelormittal	LU	EUR	16,800	195,750	0.18
Air Liquide	FR	EUR	1,349	169,321	0.15
Celanese	US	USD	1,306	126,050	0.11
DuPont de Nemours	US	USD	2,241	108,948	0.10
Victrex	GB	GBP	4,157	85,281	0.08
Endeavour Mining	MC	CAD	3,919	81,123	0.07
Shin-Etsu Chemical	JP	JPY	705	80,836	0.07
NOF	JP	JPY	1,804	58,214	0.05
LafargeHolcim	CH	CHF	1,513	55,789	0.05
Kansai Paint	JP	JPY	2,412	53,424	0.05
Anglo American	GB	GBP	2,477	49,877	0.04
Kenmare Resources	IE	GBP	15,246	49,162	0.04
Fuchs Petrolub (Pref'd)	DE	EUR	1,059	46,774	0.04
SIG Combibloc Group	CH	CHF	2,506	44,253	0.04
Siam Cement	TH	THB	4,338	40,272	0.04
Synthomer	GB	GBP	9,386	39,367	0.04
Sibanye Stillwater	ZA	ZAR	14,462	35,874	0.03
Essentra	GB	GBP	12,539	34,383	0.03
Huhtamaki	FI	EUR	691	28,959	0.03
Wienerberger	AT	EUR	1,314	28,462	0.03
Verallia	FR	EUR	1,068	25,527	0.02
Rhi Magnesita	AT	GBP	890	25,345	0.02
Boliden (B)	SE	SEK	913	21,431	0.02
Sumitomo Bakelite	JP	JPY	843	20,490	0.02
Sumitomo Metal Mining	JP	JPY	729	19,448	0.02
ATA IMS	MY	MYR	42,085	18,159	0.02
Baoshan Iron & Steel (A)	CN	CNY	26,286	18,008	0.02
Fujimi	JP	JPY	567	17,334	0.02
Anhui Conch Cement (A)	CN	CNY	2,584	16,883	0.02
Nickel Mines	AU	AUD	29,897	16,137	0.01
Harmony Gold Mining	ZA	ZAR	3,787	15,963	0.01
Glencore	CH	GBP	8,909	15,443	0.01
Korea Zinc	KR	KRW	50	14,641	0.01
Nabaltec	DE	EUR	703	13,991	0.01
BHP Group	AU	AUD	680	13,915	0.01
Scientex	MY	MYR	5,264	12,925	0.01
Air Water	JP	JPY	894	10,966	0.01
Merdeka Copper Gold	ID	IDR	97,631	10,451	0.01
Indocement Tunggal Prakarsa (A)	ID	IDR	14,600	10,341	0.01
UltraTech Cement	IN	INR	167	8,845	0.01
Evolution Mining	AU	AUD	2,609	8,764	0.01
West China Cement	CN	HKD	66,886	8,531	0.01
Fufeng Group	CN	HKD	29,586	8,041	0.01
Jiangxi Copper (H)	CN	HKD	6,744	6,907	0.01
Fuso Chemical	JP	JPY	232	6,818	0.01
TOA Paint Thailand	TH	THB	7,544	6,685	0.01
POSCO	KR	KRW	31	4,972	0.00
Lotte Chemical Titan Holding	MY	MYR	11,470	4,931	0.00
Sahamitr Pressure Container	TH	THB	15,453	4,796	0.00
Beijing Oriental Yuhong Waterproof Technology (A)	CN	CNY	906	4,318	0.00
Aluminum Corp of China	CN	HKD	23,036	4,316	0.00
Ivanhoe Mines	CA	CAD	1,301	4,276	0.00
Angang Steel (H)	CN	HKD	15,993	4,029	0.00
Ashland 6.875% 15/05/2043	US	USD	3,524	3,888	0.00
Skshu Paint (A)	CN	CNY	186	3,541	0.00
Gold Road Resources	AU	AUD	4,249	3,407	0.00
Shenzhen YUTO Packaging Technology	CN	CNY	791	3,005	0.00
Westgold Resources	AU	AUD	1,854	2,894	0.00
Saracen Mineral Holdings	AU	AUD	776	2,640	0.00
Greatview Aseptic Packaging	CN	HKD	6,647	2,444	0.00
DuPont de Nemours 2.169% 01/05/2023	US	USD	2,720	2,358	0.00
Ball 5.25% 01/07/2025	US	USD	2,308	2,245	0.00
LYB International Finance 3.80% 10/01/2060	US	USD	2,627	2,184	0.00
Skshu Paint (A)	CN	CNY	102	1,944	0.00
Blackstone Minerals	AU	AUD	9,315	1,941	0.00
Arcelormittal 7.25% 15/10/2039	LU	USD	1,824	1,916	0.00
Wonik Materials	KR	KRW	92	1,850	0.00
St Barbara	AU	AUD	975	1,570	0.00
Indonesia 5.71% 15/11/2023 Reg S	ID	USD	1,626	1,537	0.00
LYB International Finance 3.375% 01/10/2040	US	USD	1,780	1,521	0.00
Hansol Chemical	KR	KRW	13	1,367	0.00
Shenzhen YUTO Packaging Technology	CN	CNY	311	1,180	0.00
Baoshan Iron & Steel (A)	CN	CNY	1,658	1,136	0.00
Sig Combib 2.125% 18/06/2025 Reg S	LU	EUR	1,084	1,109	0.00
Daiken	JP	JPY	62	997	0.00
Bardoc Gold	AU	AUD	22,366	975	0.00

* 이사회 결정으로 가격이 책정된 유가증권.
전체 주석 목록은 6페이지에 나와 있습니다.
별첨 재무제표에 대한 주석은 본 재무제표의 중요한 일부입니다. 투자종목 명세서 및 지역별 ㅐ의 순자산 비율은 반올림되었습니다.

현재 투자종목 명세서서 2020년 10월 31일

	국가 코드	CCY	주식 또는 명목	시장 가격 EUR순	% 자산
Indonesia 5.23% 15/11/2021 Reg S	ID	USD	1,068	954	0.00
Musgrave Minerals	AU	AUD	1,964	581	0.00
Osaka Organic Chemical Industry	JP	JPY	20	446	0.00
				2,703,562	2.42
산업재					
Wolters Kluwer	NL	EUR	6,990	486,330	0.44
Siemens	DE	EUR	4,510	454,171	0.41
Norfolk Southern	US	USD	1,959	347,364	0.31
SKF	SE	SEK	17,315	304,633	0.27
Allison Transmission Holdings	US	USD	9,917	302,094	0.27
Epiroc	SE	SEK	21,242	261,726	0.23
RELX	GB	EUR	13,727	233,431	0.21
Johnson Controls International	US	USD	6,273	225,182	0.20
TransUnion	US	USD	3,144	213,538	0.19
XPO Logistics	US	USD	2,550	195,533	0.18
Doric Nimrod Air Three (Pref'd)	GB	GBP	456,355	195,362	0.17
DCC	IE	GBP	3,426	191,375	0.17
MISUMI Group	JP	JPY	6,711	171,165	0.15
Daikin Industries	JP	JPY	997	160,254	0.14
Kansas City Southern	US	USD	1,062	159,700	0.14
Oshkosh	US	USD	2,590	150,334	0.13
Harmonic Drive Systems	JP	JPY	2,535	144,158	0.13
FANUC	JP	JPY	783	142,326	0.13
Doric Nimrod Air Two Perpetual (Pref'd)	GB	GBP	167,915	136,297	0.12
United Rentals	US	USD	846	128,395	0.12
Meggitt	GB	GBP	41,410	125,840	0.11
Amedeo Air Four Plus	GB	GBP	346,212	125,113	0.11
Nidec	JP	JPY	1,379	119,446	0.11
Casella Waste Systems	US	USD	2,390	113,217	0.10
Makita	JP	JPY	2,857	108,435	0.10
Sandvik	SE	SEK	6,852	104,868	0.09
JB Hunt Transport Services	US	USD	1,003	104,206	0.09
ITOCHU	JP	JPY	4,998	103,084	0.09
FTI Consulting	US	USD	1,200	102,084	0.09
Recruit Holdings	JP	JPY	3,117	101,926	0.09
Vinci	FR	EUR	1,437	97,438	0.09
WW Grainger	US	USD	323	96,872	0.09
Fortive	US	USD	1,823	96,352	0.09
SMC	JP	JPY	204	93,264	0.08
L3Harris Technologies	US	USD	616	83,913	0.08
Aalberts	NL	EUR	2,843	81,992	0.07
Wizz Air Holdings	CH	GBP	2,281	81,012	0.07
Daifuku	JP	JPY	839	74,313	0.07
Miura	JP	JPY	1,794	72,547	0.06
ManpowerGroup	US	USD	1,108	64,123	0.06
Air Lease	US	USD	2,493	58,340	0.05
Balfour Beatty	GB	GBP	20,704	49,175	0.04
Techtronic Industries	HK	HKD	3,656	42,212	0.04
DKSH Holding	CH	CHF	754	41,653	0.04
Alpha Financial Markets Consulting	GB	GBP	16,765	40,080	0.04
Flughafen Zuerich	CH	CHF	342	39,630	0.04
Morgan Advanced Materials	GB	GBP	13,894	38,623	0.03
Sany Heavy Industry (A)	CN	CNY	11,350	37,827	0.03
Varta	DE	EUR	325	35,001	0.03
Safran	FR	EUR	378	34,248	0.03
RELX	GB	GBP	1,916	32,544	0.03
Inspired Energy	GB	GBP	226,603	32,126	0.03
THK	JP	JPY	1,382	31,454	0.03
UT Group	JP	JPY	1,165	31,206	0.03
Airports of Thailand	TH	THB	20,316	28,847	0.03
Assa Abloy	SE	SEK	1,469	27,097	0.02
Singapore Technologies Engineering	SG	SGD	11,796	25,886	0.02
SITC International Holdings	HK	HKD	19,435	25,761	0.02
Zhuzhou CRRC Times Electric (H)	CN	HKD	9,260	24,463	0.02
Yaskawa Electric	JP	JPY	710	23,677	0.02
Inwido	SE	SEK	2,585	23,554	0.02
Secom	JP	JPY	304	22,045	0.02
International Container Terminal Services	PH	PHP	10,447	21,306	0.02
Arwana Citramulia	ID	IDR	712,980	20,739	0.02
Kerry Logistics Network	HK	HKD	11,568	20,731	0.02
Weichai Power (A)	CN	CNY	10,437	20,259	0.02
LISI	FR	EUR	1,427	19,802	0.02
Clarkson	GB	GBP	872	19,479	0.02
SHO-BOND Holdings	JP	JPY	465	19,291	0.02
Simplybiz Group	GB	GBP	12,026	18,453	0.02
Hitachi Construction Machinery	JP	JPY	869	18,389	0.02
Hitachi Transport System	JP	JPY	647	17,621	0.02
Penta-Ocean Construction	JP	JPY	2,949	16,063	0.01
Hazama Ando	JP	JPY	2,825	15,077	0.01
Siemens Energy	DE	EUR	788	14,822	0.01
LT Group	PH	PHP	67,466	13,807	0.01
CKD	JP	JPY	926	13,232	0.01
Trusco Nakayama	JP	JPY	547	12,113	0.01
Cebu Air	PH	PHP	17,152	11,802	0.01
Makuake	JP	JPY	119	11,582	0.01
COMSYS Holdings	JP	JPY	489	10,676	0.01
Caverion	FI	EUR	1,805	10,163	0.01
Raito Kogyo	JP	JPY	811	9,877	0.01
Sinotruk (Hong Kong)	CN	HKD	4,307	9,449	0.01
Ayala	PH	PHP	692	9,358	0.01
Raksul	JP	JPY	216	9,043	0.01
Kung Long Batteries Industrial	TW	TWD	2,166	8,912	0.01
Beijing Capital International Airport (H)	CN	HKD	16,984	8,907	0.01
Sinotrans (H)	CN	HKD	32,587	8,283	0.01
Senior	GB	GBP	13,553	8,258	0.01
Daqin Railway (A)	CN	CNY	9,989	8,212	0.01
Sohgo Security Services	JP	JPY	202	8,079	0.01
Sany Heavy Industry (A)	CN	CNY	2,193	7,311	0.01
Pacific Basin Shipping	HK	HKD	57,999	7,269	0.01
Country Garden Services Holdings	CN	HKD	1,343	7,259	0.01
Titan Wind Energy Suzhou	CN	CNY	7,744	7,134	0.01
Sumitomo Densetsu	JP	JPY	337	6,901	0.01
Greentown Service Group	CN	HKD	6,930	6,528	0.01
Yamazen	JP	JPY	757	6,372	0.01
Weichai Power (H)	CN	HKD	3,845	6,256	0.01
Fuji Electric	JP	JPY	236	6,140	0.01
SBS Transit	SG	SGD	3,385	6,068	0.01
Guangshen Railway (H)	CN	HKD	41,095	5,876	0.01
Prestige International	JP	JPY	804	5,874	0.01
Dynasty Ceramic	TH	THB	86,359	5,469	0.00
Sankyu	JP	JPY	176	5,426	0.00
Sino-Thai Engineering & Construction	TH	THB	19,238	5,335	0.00
MonotaRO	JP	JPY	111	5,304	0.00
Service Stream	AU	AUD	4,280	5,180	0.00
Surya Pertiwi	ID	IDR	219,833	5,145	0.00
TechnoPro Holdings	JP	JPY	96	5,138	0.00
Air China (H)	CN	HKD	8,448	4,689	0.00
Kito	JP	JPY	437	4,622	0.00
Nihon Flush	JP	JPY	415	4,597	0.00
China Southern Airlines (H)	CN	HKD	9,804	4,405	0.00
Sime Darby	MY	MYR	8,822	4,391	0.00
Muhibbah Engineering	MY	MYR	28,783	4,340	0.00
Shanghai M&G Stationery	CN	CNY	420	4,333	0.00
Hyundai Mipo Dockyard	KR	KRW	203	4,333	0.00
CIMC Enric Holdings	HK	HKD	10,483	4,237	0.00
Sinopec Engineering Group (H)	CN	HKD	12,276	4,095	0.00
Nomura	JP	JPY	693	3,848	0.00
Kubota	JP	JPY	248	3,702	0.00
Rozetta	JP	JPY	219	3,596	0.00
Ushio	JP	JPY	368	3,529	0.00
Raiznext	JP	JPY	350	3,483	0.00
Nippo	JP	JPY	150	3,301	0.00
Trancom	JP	JPY	52	3,213	0.00
Daiho	JP	JPY	108	2,976	0.00
Sekisui Jushi	JP	JPY	171	2,966	0.00
Hong Leong Industries	MY	MYR	1,895	2,920	0.00
Abist	JP	JPY	133	2,920	0.00
Aeon Delight	JP	JPY	120	2,715	0.00
Takuma	JP	JPY	204	2,678	0.00
Sanwa Holdings	JP	JPY	271	2,660	0.00
China State Construction Engineering	CN	CNY	3,658	2,401	0.00
Taikisha	JP	JPY	106	2,362	0.00
Keppel	SG	SGD	854	2,355	0.00
TOKAI Holdings	JP	JPY	271	2,302	0.00
Qingdao Port International	CN	HKD	4,714	2,299	0.00
Cardig Aero Services	ID	IDR	194,150	2,257	0.00
KEC International	IN	INR	525	1,971	0.00
Techno Smart	JP	JPY	253	1,836	0.00
Nitta	JP	JPY	97	1,747	0.00
China Railway Group (H)	CN	HKD	4,380	1,730	0.00
Nitto Boseki	JP	JPY	54	1,716	0.00
Geumhwa PSC	KR	KRW	79	1,660	0.00
BOC Aviation	SG	HKD	305	1,622	0.00
Weichai Power (A)	CN	CNY	630	1,223	0.00
NARI Technology	CN	CNY	438	1,169	0.00
Rolls-Royce 5.75% 15/10/2027 Reg S	GB	GBP	1,038	1,158	0.00
Southwest Airlines 5.125% 15/06/2027	US	USD	1,166	1,115	0.00
Nippon Road Co	JP	JPY	17	1,056	0.00
Monalisa Group	CN	CNY	249	960	0.00
Koentec	KR	KRW	149	957	0.00
Rolls-Royce 5.75% 15/10/2027 144A	GB	USD	1,079	939	0.00
Anhui Heli Co	CN	CNY	488	883	0.00
Hirano Tecseed/Kinzoku	JP	JPY	61	776	0.00
Ashtead Capital 4.125% 15/08/2025 144A	US	USD	834	737	0.00
Business Online	TH	THB	3,336	541	0.00
China Index Holdings ADR	CN	USD	380	420	0.00
TK Group Holdings	CN	HKD	1,266	323	0.00

현재 투자종목 명세서서 2020년 10월 31일

	국가 코드	CCY	주식 또는 명목	시장 가격 EUR순	% 자산
Kosaido	JP	JPY	22	110	0.00
				7,955,806	7.13
정보 기술					
Microsoft	US	USD	7,525	1,301,453	1.17
Alphabet (A)	US	USD	749	1,043,173	0.93
Facebook	US	USD	2,959	674,417	0.60
Apple	US	USD	7,133	666,519	0.60
Visa	US	USD	3,338	516,655	0.46
SAP	DE	EUR	4,739	433,567	0.39
NXP Semiconductors	NL	USD	3,229	371,689	0.33
Fidelity National Information Services	US	USD	3,317	353,988	0.32
Salesforce.com	US	USD	1,705	338,784	0.30
Alphabet	US	USD	229	319,781	0.29
Taiwan Semiconductor Manufacturing	TW	TWD	24,486	317,830	0.28
Intel	US	USD	8,177	308,467	0.28
Tencent Holdings	CN	HKD	4,496	294,268	0.26
Fiserv	US	USD	3,564	289,204	0.26
Samsung Electronics	KR	KRW	5,233	225,689	0.20
Qualcomm	US	USD	2,045	216,239	0.19
Keyence	JP	JPY	517	201,689	0.18
Capgemini	FR	EUR	1,980	196,255	0.18
Oracle	US	USD	4,060	195,013	0.17
SS&C Technologies Holdings	US	USD	3,683	187,674	0.17
IPG Photonics	US	USD	1,038	166,302	0.15
Workday	US	USD	914	165,612	0.15
SYNNEX	US	USD	1,452	163,734	0.15
VMware	US	USD	1,440	158,256	0.14
Lam Research	US	USD	527	156,159	0.14
Sage Group	GB	GBP	21,921	154,922	0.14
CDW	US	USD	1,267	132,837	0.12
Murata Manufacturing	JP	JPY	2,130	128,723	0.12
Shimadzu	JP	JPY	4,731	116,125	0.10
Cognex	US	USD	1,875	106,146	0.10
Tokyo Electron	JP	JPY	443	102,332	0.09
Micron Technology	US	USD	2,357	100,581	0.09
Azbil	JP	JPY	2,759	96,189	0.09
Coherent	US	USD	882	94,577	0.08
Nutanix	US	USD	4,373	91,656	0.08
Disco	JP	JPY	381	88,315	0.08
Check Point Software Technologies (H)	IL	USD	862	84,499	0.08
Dell Technologies	US	USD	1,643	84,312	0.08
Western Digital	US	USD	2,552	81,167	0.07
Littelfuse	US	USD	454	77,862	0.07
TDK	JP	JPY	753	76,051	0.07
Applied Materials	US	USD	1,490	75,245	0.07
Z Holdings	JP	JPY	12,318	73,775	0.07
Entegris	US	USD	1,090	70,226	0.06
RingCentral	US	USD	321	70,029	0.06
Telefonaktiebolaget LM Ericsson	SE	SEK	7,197	68,995	0.06
Ciena	US	USD	2,015	67,934	0.06
Xilinx	US	USD	642	64,899	0.06
Cisco Systems	US	USD	2,058	62,942	0.06
Hamamatsu Photonics KK	JP	JPY	1,441	62,290	0.06
SK Hynix	KR	KRW	1,020	62,120	0.06
Infosys	IN	INR	5,001	61,330	0.05
Obic	JP	JPY	382	58,127	0.05
Amdocs	US	USD	1,144	55,188	0.05
New Relic	US	USD	1,045	54,888	0.05
Software	DE	EUR	1,749	53,799	0.05
MediaTek	TW	TWD	2,593	52,971	0.05
Infineon Technologies	DE	EUR	2,213	52,882	0.05
Advanced Energy Industries	US	USD	873	50,986	0.05
Yokogawa Electric	JP	JPY	4,007	50,542	0.05
MKS Instruments	US	USD	529	49,772	0.04
Rohm	JP	JPY	718	47,412	0.04
Citrix Systems	US	USD	439	43,157	0.04
Nomura Research Institute	JP	JPY	1,671	42,375	0.04
SDL	GB	GBP	5,211	39,982	0.04
MasterCard	US	USD	159	38,807	0.03
Aptitude Software Group	GB	GBP	7,088	37,829	0.03
Renesas Electronics	JP	JPY	5,075	35,998	0.03
Lenovo Group	CN	HKD	62,687	33,768	0.03
DXC Technology	US	USD	2,155	33,410	0.03
Otsuka	JP	JPY	830	32,805	0.03
Baidu ADR	CN	USD	272	30,751	0.03
Dialog Semiconductor	GB	EUR	934	30,617	0.03
Iriso Electronics	JP	JPY	901	29,437	0.03
Justsystems	JP	JPY	501	28,183	0.03
Alten	FR	EUR	390	26,762	0.02
AIXTRON	DE	EUR	2,759	26,686	0.02
SCREEN Holdings	JP	JPY	542	25,489	0.02
Sopra Steria Group	FR	EUR	239	24,399	0.02
NAVER	KR	KRW	109	23,961	0.02
Taiyo Yuden	JP	JPY	626	19,875	0.02
Elecom	JP	JPY	431	18,556	0.02
Sabre	US	USD	3,362	18,413	0.02
Sansan	JP	JPY	288	16,367	0.01
Hitachi	JP	JPY	559	16,175	0.01
Digital Garage	JP	JPY	492	15,013	0.01
Argo Graphics	JP	JPY	556	14,715	0.01
Samsung Electronics Perpetual (Pref'd)	KR	KRW	364	13,887	0.01
Fujitsu	JP	JPY	116	11,693	0.01
FPT	VN	VND	5,887	11,225	0.01
NEC	JP	JPY	250	10,813	0.01
Infineon Tech. 2.00% 24/06/2032 EMTN	DE	EUR	9,641	10,476	0.01
Hon Hai Precision Industry	TW	TWD	4,482	10,442	0.01
giftee	JP	JPY	439	10,211	0.01
Infosys ADR	IN	USD	789	9,581	0.01
Tata Consultancy Services	IN	INR	308	9,524	0.01
Kamakura Shinsho	JP	JPY	1,043	8,864	0.01
Ai Holdings	JP	JPY	580	8,755	0.01
Sunny Optical Technology (H)	CN	HKD	608	8,678	0.01
Horiba	JP	JPY	203	8,586	0.01
Appen	AU	AUD	439	8,571	0.01
Hennge KK	JP	JPY	136	8,498	0.01
Eizo	JP	JPY	260	8,425	0.01
Redington India	IN	INR	5,502	8,255	0.01
Fabrinet	TH	USD	134	6,951	0.01
Infocom	JP	JPY	216	6,735	0.01
Information Services International-Dentsu	JP	JPY	111	6,005	0.01
Optex Group	JP	JPY	423	5,411	0.00
Advantech	TW	TWD	608	5,290	0.00
PT Metrodata Electronics	ID	IDR	54,428	5,108	0.00
Venture	SG	SGD	404	4,892	0.00
Tokyo Seimitsu	JP	JPY	167	4,849	0.00
NEC Networks & System Integration	JP	JPY	323	4,812	0.00
Atea	NO	NOK	483	4,804	0.00
Comture	JP	JPY	216	4,721	0.00
NET One Systems	JP	JPY	172	4,412	0.00
Shinko Electric Industries	JP	JPY	293	4,385	0.00
Hinduja Global Solutions	IN	INR	559	4,299	0.00
Powertech Technology	TW	TWD	1,657	4,211	0.00
My EG Services	MY	MYR	14,639	4,153	0.00
ASM Pacific Technology	HK	HKD	478	4,139	0.00
Tech Mahindra	IN	INR	422	3,975	0.00
Cognizant Technology Solutions	US	USD	61	3,757	0.00
Chatwork	JP	JPY	215	3,671	0.00
m-up Holdings	JP	JPY	174	3,638	0.00
Freee KK	JP	JPY	49	3,332	0.00
Dip	JP	JPY	189	3,125	0.00
Chroma ATE	TW	TWD	763	3,121	0.00
KoMiCo	KR	KRW	111	3,084	0.00
Netbay (F)	TH	THB	4,467	3,061	0.00
China Railway Signal & Communication Corp (H)	CN	HKD	10,353	2,930	0.00
Samsung SDI	KR	KRW	9	2,921	0.00
Polytronics Technology	TW	TWD	1,054	2,917	0.00
Itochu Techno-Solutions	JP	JPY	99	2,885	0.00
Alps Electric	JP	JPY	226	2,798	0.00
Amano	JP	JPY	128	2,576	0.00
Elite Material	TW	TWD	518	2,339	0.00
Mimasu Semiconductor Industry	JP	JPY	116	2,333	0.00
Hytera Communications (B)	CN	CNY	2,538	2,322	0.00
Spigen Korea	KR	KRW	47	2,241	0.00
Cyient	IN	INR	466	2,130	0.00
Ming Yuan Cloud Group Holdings	CN	HKD	558	2,045	0.00
Silergy	CN	TWD	36	1,920	0.00
VMware 4.70% 15/05/2030	US	USD	1,670	1,694	0.00
Largan Precision	TW	TWD	18	1,627	0.00
Amadeus IT Group 1.50% 09/04/2025	ES	EUR	1,355	1,602	0.00
Bengo4.com	JP	JPY	13	1,534	0.00
Nippon Ceramic	JP	JPY	66	1,382	0.00
Japan Material	JP	JPY	123	1,369	0.00
VMware 4.65% 15/05/2027	US	USD	1,099	1,096	0.00
Infineon Tech. 2.875% VRN (Perpetual) EMTN	DE	EUR	1,042	1,038	0.00
Computer Age Management Services	IN	INR	65	975	0.00
VMware 4.50% 15/05/2025	US	USD	910	885	0.00
Siix	JP	JPY	62	631	0.00
Hangzhou Hikvision Digital Technology (A)	CN	CNY	77	445	0.00
SHIFT	JP	JPY	3	319	0.00
Fang Holdings ADR	CN	USD	5	47	0.00
				13,178,019	11.80
소비재					
Amazon.com	US	USD	349	913,592	0.82
Charter Communications	US	USD	1,724	892,404	0.80
Publicis Groupe	FR	EUR	12,941	385,641	0.35
Prosus	NL	EUR	4,204	360,642	0.32
Alibaba Group Holding ADR	CN	USD	1,293	336,926	0.30
McDonald's	US	USD	1,760	320,129	0.29

현재 투자종목 명세서서 2020년 10월 31일

	국가 코드	CCY	주식 또는 명목	시장 가격 EUR순	% 자산
Booking Holdings	US	USD	225	312,254	0.28
Nike	US	USD	2,584	266,640	0.24
Takeaway.com	NL	EUR	2,285	218,303	0.20
Lowe's Cos	US	USD	1,512	204,336	0.18
Altice USA	US	USD	7,898	182,963	0.16
Puma	DE	EUR	2,344	175,901	0.16
NVR	US	USD	45	155,993	0.14
Persimmon	GB	GBP	5,750	149,343	0.13
Pearson	GB	GBP	24,263	137,593	0.12
Shimano	JP	JPY	685	134,500	0.12
Liberty Media Group	US	USD	4,327	132,774	0.12
Alibaba Group Holding	CN	HKD	3,889	126,817	0.11
Burlington Stores	US	USD	727	119,622	0.11
Fast Retailing	JP	JPY	197	117,966	0.11
Service Corp International	US	USD	2,877	116,439	0.10
Dollar Tree	US	USD	1,441	111,561	0.10
ServiceMaster Global Holdings	US	USD	2,623	106,455	0.10
Naspers	ZA	ZAR	623	104,132	0.09
AutoZone	US	USD	103	99,490	0.09
Papa John's International	US	USD	1,373	89,565	0.08
Zhongsheng Group Holdings	CN	HKD	14,560	89,090	0.08
Activision Blizzard	US	USD	1,224	78,864	0.07
Advance Auto Parts	US	USD	614	77,052	0.07
Tapestry	US	USD	3,947	76,100	0.07
Midea Group (A)	CN	CNY	6,738	67,447	0.06
Koito Manufacturing	JP	JPY	1,572	65,084	0.06
Stanley Electric	JP	JPY	2,353	57,526	0.05
Nifco	JP	JPY	2,044	52,514	0.05
EssilorLuxottica	FR	EUR	473	50,231	0.04
Vistry Group	GB	GBP	8,247	49,976	0.04
Pan Pacific International Holdings	JP	JPY	2,658	48,513	0.04
adidas	DE	EUR	177	45,068	0.04
Nokian Renkaat	FI	EUR	1,691	44,635	0.04
ANTA Sports Products	CN	HKD	4,559	43,368	0.04
Porsche Automobil Holding Perpetual (Pref'd)	DE	EUR	868	39,933	0.04
Volkswagen (Pref'd)	DE	EUR	318	39,739	0.04
Team17 Group	GB	GBP	4,798	37,876	0.03
Ryohin Keikaku	JP	JPY	2,025	36,489	0.03
Shop Apotheke Europe	NL	EUR	254	36,166	0.03
D'ieteren	BE	EUR	838	36,054	0.03
Dongfeng Motor Group (H)	CN	HKD	59,099	35,732	0.03
eBay	US	USD	852	34,707	0.03
Boozt	SE	SEK	2,485	34,512	0.03
New Oriental Education & Technology Group ADR	CN	USD	230	31,773	0.03
Musti Group	FI	EUR	1,559	30,667	0.03
Toyo Tire & Rubber	JP	JPY	2,364	30,114	0.03
Autoliv	SE	USD	452	29,492	0.03
Watches of Switzerland Group	GB	GBP	6,651	29,211	0.03
Basic-Fit	NL	EUR	1,403	29,182	0.03
Yamaha	JP	JPY	703	28,617	0.03
Coats Group	GB	GBP	45,262	28,586	0.03
Fiat Chrysler Automobiles	GB	EUR	2,698	28,447	0.03
Galaxy Entertainment Group	HK	HKD	4,926	27,935	0.03
4imprint Group	GB	GBP	1,183	27,236	0.02
Midea Group	CN	CNY	2,538	25,408	0.02
HelloFresh	DE	EUR	550	25,241	0.02
Seria	JP	JPY	666	22,053	0.02
Kendrion	NL	EUR	1,406	21,658	0.02
Crystal International Group	HK	HKD	90,089	21,325	0.02
Gym Group	GB	GBP	13,598	20,866	0.02
Focus Media Information Technology	CN	CNY	16,636	19,953	0.02
Cairn Homes	IE	EUR	24,900	19,547	0.02
THG Holding	GB	GBP	2,601	19,079	0.02
ScS Group	GB	GBP	8,951	19,010	0.02
Vivo Energy	GB	GBP	22,543	18,950	0.02
Shenzhou International Group Holdings	CN	HKD	1,268	18,917	0.02
Jollibee Foods	PH	PHP	6,269	18,899	0.02
DouYu International Holdings ADR	CN	USD	1,450	18,737	0.02
Headlam Group	GB	GBP	6,310	18,663	0.02
Hyundai Mobis	KR	KRW	104	17,808	0.02
Dream International	HK	HKD	57,803	17,085	0.02
Trip.com Group ADR	CN	USD	684	16,772	0.02
Suzuki Motor	JP	JPY	450	16,583	0.01
Denso	JP	JPY	395	15,782	0.01
Guangzhou Automobile Group (H)	CN	HKD	17,625	15,552	0.01
Selamat Sempurna	ID	IDR	183,139	14,897	0.01
HUYA ADR	CN	USD	774	14,598	0.01
JD.com	CN	HKD	373	13,005	0.01
Honda Motor	JP	JPY	631	12,825	0.01
Weifu High-Technology Group	CN	HKD	8,067	12,755	0.01
Baozun	CN	HKD	1,221	12,622	0.01
Brilliance China Automotive Holdings	HK	HKD	16,221	12,024	0.01
MR DIY Group (M)	MY	MYR	32,246	11,613	0.01
Somboon Advance Technology	TH	THB	30,131	11,013	0.01
Baozun ADR	CN	USD	337	10,624	0.01

	국가 코드	CCY	주식 또는 명목	시장 가격 EUR순	% 자산
Nojima	JP	JPY	421	10,155	0.01
SAIC Motor (A)	CN	CNY	3,287	9,772	0.01
Volkswagen Fin. Services 3.375% 06/04/2028 EMTN	DE	EUR	8,103	9,611	0.01
Time Warner Cable 5.75% 02/06/2031	US	GBP	6,524	9,319	0.01
Hostelworld Group	IE	GBP	15,769	8,767	0.01
Wilcon Depot	PH	PHP	34,322	8,704	0.01
China Yongda Automobiles Services Holdings	CN	HKD	6,763	8,254	0.01
Central Automotive Products	JP	JPY	437	7,316	0.01
Map Aktif Adiperkasa	ID	IDR	60,687	7,304	0.01
Oriental Land	JP	JPY	56	6,785	0.01
Chaowei Power Holdings	CN	HKD	22,514	6,653	0.01
MakeMyTrip	IN	USD	418	6,622	0.01
Xingda International Holdings	CN	HKD	28,952	6,404	0.01
Pearson Funding 3.75% 04/06/2030	GB	GBP	5,122	6,127	0.01
Volkswagen Int'l Finance 4.125% 16/11/2038	NL	EUR	4,377	6,082	0.01
Li Ning	CN	HKD	1,318	5,889	0.01
Wuhu Sanqi Interactive Entertainment	CN	CNY	1,470	5,591	0.01
Pacific Textiles Holdings	HK	HKD	10,974	5,368	0.00
Subaru	JP	JPY	328	5,166	0.00
Plan B Media	TH	THB	33,151	4,917	0.00
Chow Tai Fook Jewellery Group	HK	HKD	3,985	4,370	0.00
Sabina	TH	THB	7,261	4,149	0.00
Sebang Global Battery	KR	KRW	199	4,147	0.00
Fast Food Indonesia	ID	IDR	77,467	4,035	0.00
Jaya Bersama Indo	ID	IDR	247,902	4,021	0.00
Chow Sang Sang Holdings International	HK	HKD	4,273	4,011	0.00
Gree Electric Appliances Inc of Zhuhai	CN	CNY	521	3,918	0.00
Lennar 5.875% 15/11/2024	US	USD	4,050	3,915	0.00
Sony	JP	JPY	55	3,904	0.00
Astra Otoparts	ID	IDR	77,412	3,898	0.00
Shine Corporate	AU	AUD	7,279	3,776	0.00
Toll Brothers Finance 3.80% 01/11/2029	US	USD	3,908	3,572	0.00
Bestway Global Holding	CN	HKD	16,514	3,396	0.00
Texwinca Holdings	HK	HKD	25,798	3,357	0.00
Round One	JP	JPY	496	3,347	0.00
Tianneng Power International	CN	HKD	2,372	3,316	0.00
Teejay Lanka	LK	LKR	23,740	3,273	0.00
KIYO Learning	JP	JPY	34	3,262	0.00
Zhejiang Supor (A)	CN	CNY	339	3,068	0.00
Demae-Can	JP	JPY	113	2,877	0.00
Vipshop Holdings ADR	CN	USD	161	2,862	0.00
ABC-Mart	JP	JPY	64	2,805	0.00
Texhong Textile Group	HK	HKD	4,051	2,673	0.00
China Literature	CN	HKD	357	2,520	0.00
Rinnai	JP	JPY	28	2,408	0.00
Mitra Adiperkasa	ID	IDR	59,608	2,254	0.00
Xtep International Holdings	CN	HKD	7,385	2,146	0.00
Koshidaka Holdings	JP	JPY	653	2,096	0.00
Bapcor	AU	AUD	447	2,065	0.00
China South Publishing & Media Group (A)	CN	CNY	1,533	2,063	0.00
Nien Made Enterprise	TW	TWD	213	2,062	0.00
WPP AUNZ	AU	AUD	7,895	2,000	0.00
Time Warner Cable 5.25% 15/07/2042	US	GBP	1,326	1,934	0.00
Kohnan Shoji	JP	JPY	64	1,882	0.00
InterContinental Hotel Grp. 3.375% 08/10/2028 EMTN	GB	GBP	1,681	1,878	0.00
SL	KR	KRW	166	1,829	0.00
Ichikoh Industries	JP	JPY	478	1,789	0.00
China South Publishing & Media Group	CN	CNY	1,262	1,699	0.00
Prosus 3.68% 21/01/2030 Reg S	NL	USD	1,798	1,683	0.00
Com2uS	KR	KRW	20	1,681	0.00
Fujibo Holdings	JP	JPY	53	1,577	0.00
Think Childcare	AU	AUD	2,566	1,565	0.00
ASKUL	JP	JPY	47	1,556	0.00
Yadea Group Holdings	CN	HKD	1,260	1,547	0.00
China Dongxiang Group	CN	HKD	13,424	1,428	0.00
Taiwan Sakura	TW	TWD	954	1,413	0.00
Parkson Retail Group	CN	HKD	55,678	1,380	0.00
Rakuten	JP	JPY	152	1,274	0.00
Skyworth Group	HK	HKD	5,594	1,257	0.00
General Motors 6.80% 01/10/2027	US	USD	1,140	1,203	0.00
Mercari	JP	JPY	32	1,163	0.00
General Motors 6.125% 01/10/2025	US	USD	1,146	1,153	0.00
JINS	JP	JPY	17	1,047	0.00
Bafang Electric Suzhou	CN	CNY	43	1,013	0.00
Embry Holdings	HK	HKD	9,091	1,009	0.00
Prosus 4.027% 03/08/2050 Reg S	NL	USD	1,042	917	0.00
Piolax	JP	JPY	59	742	0.00
Dufry One 1.00% 04/05/2023	NL	CHF	625	724	0.00
Prosus 5.50% 21/07/2025 Reg S	NL	USD	677	669	0.00
Square Enix Holdings	JP	JPY	13	664	0.00
Fujitsu General	JP	JPY	24	571	0.00
Gree Electric Appliances of Zhuhai	CN	CNY	72	538	0.00
Lennar 4.75% 29/11/2027	US	USD	489	481	0.00
General Motors Financial 4.375% 25/09/2021	US	USD	521	461	0.00

현재 투자종목 명세서서 2020년 10월 31일

	국가 코드	CCY	주식 또는 명목	시장 가격 EUR순	% 자산
Bafang Electric Suzhou	CN	CNY	19	453	0.00
Hikari Tsushin	JP	JPY	2	426	0.00
Tokyo Radiator Manufacturing	JP	JPY	92	392	0.00
Twenty-four seven	JP	JPY	40	288	0.00
				8,591,439	**7.70**
소비재					
Unilever	GB	EUR	10,316	500,856	0.45
Swedish Match	SE	SEK	6,561	424,815	0.38
British American Tobacco	GB	GBP	14,470	393,871	0.35
Walmart	US	USD	3,096	368,207	0.33
Coca-Cola	US	USD	8,674	356,027	0.32
Unilever	GB	GBP	6,064	296,966	0.27
Beiersdorf	DE	EUR	3,211	288,691	0.26
Tesco	GB	GBP	121,425	277,458	0.25
Nestle	CH	CHF	2,495	241,009	0.22
Associated British Foods	GB	GBP	11,457	216,242	0.19
L'Oreal	FR	EUR	732	203,321	0.18
Imperial Brands	GB	GBP	14,858	202,222	0.18
Koninklijke Ahold Delhaize	NL	EUR	6,529	154,023	0.14
Sprouts Farmers Market	US	USD	9,387	153,972	0.14
Monster Beverage	US	USD	2,331	153,186	0.14
Tyson Foods	US	USD	2,973	145,544	0.13
China Mengniu Dairy	HK	HKD	30,728	124,247	0.11
CP ALL	TH	THB	58,323	86,175	0.08
Archer-Daniels-Midland	US	USD	2,053	82,097	0.07
Pernod Ricard	FR	EUR	569	78,792	0.07
Coca-Cola European Partners	GB	USD	2,407	73,393	0.07
Kroger	US	USD	2,375	65,636	0.06
Bunge	US	USD	1,322	63,981	0.06
Britvic	GB	GBP	5,967	48,967	0.04
Kao	JP	JPY	711	43,454	0.04
Wm Morrison Supermarkets	GB	GBP	21,062	38,150	0.03
Royal Unibrew	DK	DKK	421	35,297	0.03
Kweichow Moutai	CN	CNY	135	29,001	0.03
Gudang Garam	ID	IDR	10,221	24,438	0.02
Thai Beverage	TH	SGD	62,214	22,702	0.02
Indofood Sukses Makmur	ID	IDR	53,843	21,881	0.02
Welcia Holdings	JP	JPY	619	20,853	0.02
Puregold Price Club	PH	PHP	28,462	20,821	0.02
Nongfu Spring	CN	HKD	4,175	16,404	0.01
Sakata Seed	JP	JPY	530	16,077	0.01
Kotobuki Spirits	JP	JPY	358	14,256	0.01
Charoen Pokphand (Indonesia)	ID	IDR	41,922	14,177	0.01
Tsuruha Holdings	JP	JPY	116	13,999	0.01
Uni-President China Holdings	CN	HKD	18,641	13,852	0.01
First Resources	SG	SGD	17,115	13,037	0.01
RFM	PH	PHP	149,427	12,481	0.01
Japfa	SG	SGD	30,306	12,292	0.01
Saigon Beer Alcohol Beverage	VN	VND	1,764	12,038	0.01
Vietnam Dairy Products	VN	VND	2,889	11,552	0.01
Osotspa	TH	THB	13,024	11,456	0.01
Hindustan Unilever	IN	INR	464	11,123	0.01
Sheng Siong	SG	SGD	10,434	10,951	0.01
Asian Seafoods Coldstorage	TH	THB	28,034	10,175	0.01
Kweichow Moutai (A)	CN	CNY	47	10,029	0.01
WH Group	HK	HKD	14,769	9,979	0.01
Yantai Changyu Pioneer Wine	CN	HKD	6,359	9,762	0.01
Shiseido	JP	JPY	161	8,537	0.01
Heineken (Malaysia)	MY	MYR	2,264	8,419	0.01
Coles Group	AU	AUD	769	8,231	0.01
Carlsberg Brewery (Malaysia)	MY	MYR	2,014	7,686	0.01
Convenience Retail Asia	HK	HKD	13,468	6,485	0.01
Industri Jamu Dan Farmasi Sido Muncul	ID	IDR	138,532	6,475	0.01
Century Pacific Food	PH	PHP	22,480	6,187	0.01
Siam Makro	TH	THB	5,574	6,097	0.01
Bumitama Agri	ID	SGD	22,204	6,069	0.01
Dairy Farm International Holdings	HK	USD	1,862	6,023	0.01
Japfa Comfeed Indonesia	ID	IDR	94,054	5,816	0.01
Ultrajaya Milk Industry & Trading	ID	IDR	59,960	5,800	0.01
China Resources Beer Holdings	HK	HKD	1,046	5,569	0.00
Tingyi Cayman Islands Holding	CN	HKD	3,460	5,433	0.00
Laobaixing Pharmacy Chain	CN	CNY	558	5,130	0.00
China Foods	HK	HKD	13,710	4,027	0.00
Shinnihonseiyaku	JP	JPY	128	2,758	0.00
Vinda International Holdings	HK	HKD	1,207	2,748	0.00
BAT Capital 2.726% 25/03/2031	US	USD	3,047	2,588	0.00
Changshouhua Food	CN	HKD	5,609	2,514	0.00
Blackmores	AU	AUD	34	1,439	0.00
Ceylon Cold Stores	LK	LKR	384	1,199	0.00
Bestore	CN	CNY	107	791	0.00
AB InBEV Worldwide 5.80% 23/01/2059	US	USD	438	528	0.00
Shenguan Holdings Group	CN	HKD	16,568	444	0.00
Sagami Rubber Industries	JP	JPY	41	394	0.00
				5,597,322	**5.01**
건강					
Sanofi	FR	EUR	11,234	869,188	0.78
Roche Holding	CH	CHF	2,024	558,980	0.50
Horizon Therapeutics	US	USD	8,101	520,104	0.47
Koninklijke Philips	NL	EUR	11,358	452,882	0.41
Novo Nordisk	DK	DKK	6,174	340,513	0.30
Baxter International	US	USD	4,897	325,197	0.29
AmerisourceBergen	US	USD	3,897	320,378	0.29
AbbVie	US	USD	4,382	316,890	0.28
UnitedHealth Group	US	USD	1,158	304,126	0.27
Thermo Fisher Scientific	US	USD	718	291,008	0.26
Fresenius Medical Care	DE	EUR	4,288	281,215	0.25
ICON	IE	USD	1,656	256,287	0.23
Zimmer Biomet Holdings	US	USD	2,248	254,479	0.23
HCA Healthcare	US	USD	2,148	227,846	0.20
Abbott Laboratories	US	USD	2,432	218,091	0.20
Stryker	US	USD	1,028	176,764	0.16
Boston Scientific	US	USD	5,863	173,806	0.16
Roche Holding (B)	CH	CHF	519	143,529	0.13
McKesson	US	USD	996	125,060	0.11
Genus	GB	GBP	2,722	124,132	0.11
Olympus	JP	JPY	6,480	106,482	0.10
Pfizer	US	USD	3,239	97,523	0.09
Mylan	US	USD	7,160	89,292	0.08
Santen Pharmaceutical	JP	JPY	5,776	88,378	0.08
Anthem	US	USD	335	78,730	0.07
CVS Health	US	USD	1,635	78,637	0.07
PerkinElmer	US	USD	676	74,317	0.07
Bayer	DE	EUR	1,775	71,656	0.06
Nippon Shinyaku	JP	JPY	999	61,298	0.05
Grifols ADR	ES	USD	4,017	57,750	0.05
Hoya	JP	JPY	581	56,300	0.05
Centene	US	USD	980	49,633	0.04
Sonova Holding	CH	CHF	235	47,857	0.04
Eisai	JP	JPY	684	45,679	0.04
Arena Pharmaceuticals	US	USD	589	43,374	0.04
Alexion Pharmaceuticals	US	USD	435	42,919	0.04
Top Glove	MY	MYR	23,459	41,525	0.04
Ascendis Pharma ADR	DK	USD	293	40,616	0.04
Krystal Biotech	US	USD	979	37,317	0.03
Apellis Pharmaceuticals	US	USD	1,337	36,746	0.03
Aprea Therapeutics	US	USD	1,840	34,755	0.03
Exelixis	US	USD	1,901	33,265	0.03
Korian	FR	EUR	1,196	28,930	0.03
Bayer 1.375% 06/07/2032	DE	EUR	27,055	28,153	0.03
As One	JP	JPY	197	24,461	0.02
CSL	AU	AUD	139	24,163	0.02
Evotec	DE	EUR	1,046	23,717	0.02
Innovent Biologics	CN	HKD	3,651	23,233	0.02
Sutro Biopharma	US	USD	2,089	22,732	0.02
LivaNova	GB	USD	492	21,130	0.02
MorphoSys	DE	EUR	235	20,551	0.02
Becton Dickinson Euro Finance 1.208% 04/06/2026	LU	EUR	18,298	19,000	0.02
Craneware	GB	GBP	1,072	18,528	0.02
Medtronic 1.375% 15/10/2040	LU	EUR	15,286	15,893	0.01
Chularat Hospital	TH	THB	227,790	15,782	0.01
Granules India	IN	INR	3,370	14,956	0.01
Tempo Scan Pacific	ID	IDR	199,939	14,698	0.01
Mylan 3.125% 22/11/2028	NL	EUR	10,608	12,392	0.01
Rajthanee Hospital	TH	THB	19,026	11,252	0.01
Otsuka Holdings	JP	JPY	351	11,152	0.01
Medikaloka Hermina	ID	IDR	59,210	10,896	0.01
Takeda Pharmaceutical 1.375% 09/07/2032	JP	EUR	10,113	10,691	0.01
Takeda Pharmaceutical 2.00% 09/07/2040	JP	EUR	8,293	9,048	0.01
WuXi AppTec	CN	HKD	640	8,784	0.01
Hansoh Pharmaceutical Group	CN	HKD	2,208	8,480	0.01
Medical Data Vision	JP	JPY	415	8,387	0.01
Wuxi Biologics Cayman	CN	HKD	339	8,181	0.01
Fisher & Paykel Healthcare (AU)	NZ	AUD	408	8,074	0.01
Eiken Chemical	JP	JPY	468	7,697	0.01
Nihon Kohden	JP	JPY	282	7,565	0.01
China Resources Pharmaceutical Group	CN	HKD	16,786	7,200	0.01
China National Accord Medicines (A)	CN	CNY	1,109	7,076	0.01
Mega Lifesciences	TH	THB	7,286	6,945	0.01
Jiangsu Hengrui Medicine	CN	CNY	567	6,480	0.01
Shandong Weigao Group Medical Polymer (H)	CN	HKD	3,676	6,116	0.01
Ramsay Health Care	AU	AUD	128	4,822	0.00
China National Accord Medicines (B)	CN	HKD	1,621	3,963	0.00
Medtronic Global 0.00% 15/10/2025	LU	EUR	3,330	3,338	0.00
Bayer 1.125% 06/01/2030	DE	EUR	3,127	3,212	0.00
I-Sens	KR	KRW	154	3,191	0.00
Shanghai Pharmaceuticals Holding (H)	CN	HKD	2,328	3,101	0.00

현재 투자종목 명세서서 2020년 10월 31일

	국가 코드	CCY	주식 또는 명목	시장 가격 EUR순	% 자산
Becton Dickinson 1.90% 15/12/2026	US	EUR	2,449	2,635	0.00
Medtronic Global 0.75% 15/10/2032	LU	EUR	1,867	1,916	0.00
JMDC	JP	JPY	41	1,863	0.00
Hutchison China MediTech	HK	GBP	368	1,835	0.00
Vieworks	KR	KRW	70	1,536	0.00
Bayer 2.375% VRN 12/11/2079	DE	EUR	1,459	1,422	0.00
Becton Dickinson Euro Finance 0.632% 04/06/2023	LU	EUR	1,303	1,322	0.00
AbbVie 4.875% 14/11/2048	US	USD	1,198	1,306	0.00
Smith & Nephew 2.032% 14/10/2030	GB	USD	1,503	1,282	0.00
Cigna 2.40% 15/03/2030	US	USD	1,308	1,164	0.00
Mylan 2.25% 22/11/2024	NL	EUR	1,041	1,116	0.00
China National Accord Medicines	CN	CNY	168	1,074	0.00
Cigna 3.40% 15/03/2050	US	USD	1,160	1,051	0.00
AbbVie 4.70% 14/05/2045	US	USD	938	979	0.00
Interojo	KR	KRW	63	971	0.00
AbbVie 4.50% 14/05/2035	US	USD	677	704	0.00
Peijia Medical	CN	HKD	250	695	0.00
Teva Pharmaceutical Finance 1.625% 15/10/2028	NL	EUR	599	486	0.00
Osprey Medical	US	AUD	5,452	66	0.00
				8,111,917	7.27

금융

	국가 코드	CCY	주식 또는 명목	시장 가격 EUR순	% 자산
Fidelity US Quality Income UCITS ETF	IE	GBP	568,667	3,483,267	3.12
Hicl Infrastructure	GB	GBP	294,995	576,647	0.52
JPMorgan Chase	US	USD	5,390	448,047	0.40
Legal & General Group	GB	GBP	217,750	447,442	0.40
AXA	FR	EUR	30,028	414,392	0.37
Morgan Stanley	US	USD	9,824	401,885	0.36
Allianz	DE	EUR	2,305	348,232	0.31
DNB	NO	NOK	28,195	326,617	0.29
Amundi Physical Gold ETC	IE	USD	4,902	315,630	0.28
Bank OZK	US	USD	14,494	301,429	0.27
Arthur J Gallagher	US	USD	2,750	243,499	0.22
Hannover Rueck	DE	EUR	1,951	243,263	0.22
Prudential	GB	GBP	21,936	229,958	0.21
St James's Place	GB	GBP	22,748	227,447	0.20
Berkshire Hathaway	US	USD	1,315	226,652	0.20
3i Group	GB	GBP	19,697	210,472	0.19
Tradeweb Markets	US	USD	4,381	205,941	0.18
Barclays	GB	GBP	172,827	204,777	0.18
Zurich Insurance Group	CH	CHF	676	192,553	0.17
Tryg	DK	DKK	7,812	186,081	0.17
NN Group	NL	EUR	6,209	185,906	0.17
Admiral Group	GB	GBP	5,543	169,508	0.15
ABN AMRO Group	NL	EUR	24,057	169,507	0.15
First Republic Bank	US	USD	1,489	160,554	0.14
Discover Financial Services	US	USD	2,880	156,591	0.14
Willis Towers Watson	GB	USD	991	153,226	0.14
Bank Central Asia	ID	IDR	87,810	148,293	0.13
Virtu Financial	US	USD	7,949	144,374	0.13
AIA Group	HK	HKD	17,413	142,258	0.13
Deutsche Boerse	DE	EUR	1,080	136,454	0.12
Sampo	FI	EUR	4,178	135,383	0.12
Muenchener Rueckversicherungs-Gesellschaft	DE	EUR	671	134,673	0.12
HDFC Bank	IN	INR	9,774	133,987	0.12
Texas Capital Bancshares	US	USD	3,414	129,248	0.12
DBS Group Holdings	SG	SGD	9,602	122,878	0.11
Assurant	US	USD	1,124	119,999	0.11
SVB Financial Group	US	USD	475	116,236	0.10
Tokio Marine Holdings	JP	JPY	3,021	115,908	0.10
iShares Gold Producers UCITS ETF	IE	USD	7,552	103,743	0.09
Wells Fargo	US	USD	5,294	95,463	0.09
Fairfax Financial Holdings	CA	CAD	383	87,192	0.08
United Overseas Bank	SG	SGD	7,020	84,075	0.08
Travelers	US	USD	806	83,481	0.07
Oversea-Chinese Banking	SG	SGD	15,230	80,685	0.07
China Construction Bank (H)	CN	HKD	129,090	76,404	0.07
Bank Rakyat Indonesia Persero	ID	IDR	391,661	76,024	0.07
China Life Insurance (H)	CN	HKD	38,821	72,880	0.07
Northern Trust	US	USD	919	60,751	0.05
VZ Holding	CH	CHF	804	57,950	0.05
Swedbank	SE	SEK	3,784	50,971	0.05
Public Bank	MY	MYR	16,315	50,821	0.05
Palomar Holdings	US	USD	654	49,983	0.04
ING Groep	NL	EUR	8,282	48,525	0.04
Ageas	BE	EUR	1,383	47,771	0.04
Aflac	US	USD	1,562	45,115	0.04
ORIX	JP	JPY	4,416	44,355	0.04
Industrial & Commercial Bank of China (H)	CN	HKD	87,179	42,511	0.04
Arch Capital Group	BM	USD	1,576	41,112	0.04
Bank Mandiri Persero	ID	IDR	122,104	40,818	0.04
Intermediate Capital Group	GB	GBP	3,030	39,459	0.04
Goosehead Insurance	US	USD	384	39,417	0.04
Hamilton Lane	US	USD	654	38,800	0.03
Van Lanschot Kempen	NL	EUR	2,245	38,610	0.03
Sberbank of Russia Perpetual (Pref'd)	RU	USD	17,586	36,740	0.03
Ping An Insurance Group (H)	CN	HKD	4,025	35,658	0.03
Euronext	NL	EUR	393	35,158	0.03
Housing Development Finance	IN	INR	1,469	32,746	0.03
Banca Generali	IT	EUR	1,271	31,005	0.03
Chailease Holding	TW	TWD	7,335	30,667	0.03
IG Group Holdings	GB	GBP	3,544	29,985	0.03
ASR Nederland	NL	EUR	1,126	29,377	0.03
AIB Group 2.875% VRN 30/05/2031 EMTN	IE	EUR	28,192	28,413	0.03
SCOR	FR	EUR	1,359	28,355	0.03
ICICI Lombard General Insurance	IN	INR	1,934	27,641	0.02
Vienna Ins. Group Wiener Versicherung Gruppe	AT	EUR	1,504	26,206	0.02
China Merchants Bank (H)	CN	HKD	5,761	25,772	0.02
KBC Ancora	BE	EUR	1,034	25,117	0.02
Agricultural Bank of China (H)	CN	HKD	82,266	23,862	0.02
Credit Agricole	FR	EUR	3,499	23,731	0.02
Axis Bank	IN	INR	3,906	22,222	0.02
Commerzbank 4.00% 23/03/2026 EMTN	DE	EUR	19,821	20,994	0.02
Zenkoku Hosho	JP	JPY	618	20,948	0.02
Bangkok Bank	TH	THB	7,883	20,936	0.02
Sampo 2.50% VRN 03/09/2052 EMTN	FI	EUR	19,617	20,021	0.02
Kreditanstalt 2.125% 15/06/2022	DE	USD	20,843	18,445	0.02
European Investment Bank 1.00% 21/09/2026 EMTN	SU	GBP	15,633	18,168	0.02
E.Sun Financial Holding	TW	TWD	24,727	18,072	0.02
Danske Bank 2.50% VRN 21/06/2029 EMTN	DK	EUR	17,082	17,828	0.02
HDFC Standard Life Insurance	IN	INR	2,465	16,818	0.02
Draper Esprit	GB	GBP	2,468	16,629	0.01
Bank Tabungan Pensiunan Nasional Syariah	ID	IDR	75,966	16,286	0.01
Sparebanken Vest	NO	NOK	2,932	16,074	0.01
Muangthai Capital	TH	THB	10,459	15,754	0.01
Commonwealth Bank of Australia	AU	AUD	376	15,668	0.01
Kasikornbank (F)	TH	THB	5,967	12,478	0.01
Sompo Holdings	JP	JPY	383	12,258	0.01
BFI Finance Indonesia	ID	IDR	531,274	11,843	0.01
Lloyds Banking Group 4.50% VRN 18/03/2030 EMTN	GB	EUR	9,938	11,111	0.01
KB Financial Group	KR	KRW	351	10,764	0.01
Aruhi	JP	JPY	691	10,644	0.01
Bajaj Finance	IN	INR	275	10,543	0.01
CITIC Securities (H)	CN	HKD	5,497	10,241	0.01
Tisco Financial Group	TH	THB	5,103	9,910	0.01
LPI Capital	MY	MYR	3,666	9,674	0.01
China Minsheng Banking (H)	CN	HKD	19,217	9,028	0.01
UniCredit 2.731% VRN 15/01/2032	IT	EUR	9,290	8,641	0.01
Xtrackers Euro Stoxx 50 UCITS ETF	LU	EUR	192	8,586	0.01
Huatai Securities (H)	CN	HKD	6,131	8,526	0.01
UBS Group 0.25% VRN 05/11/2028 EMTN	CH	EUR	8,572	8,491	0.01
China Cinda Asset Management (H)	CN	HKD	50,157	8,078	0.01
Westpac Banking 0.022% FRN 04/12/2020 EMTN	AU	EUR	7,409	7,413	0.01
Nationwide Bldg. Soc. 2.00% VRN 25/07/2029 EMTN	GB	EUR	7,070	7,289	0.01
IBRD 0.50% 28/10/2025	SU	USD	8,442	7,232	0.01
Dah Sing Banking Group	HK	HKD	9,638	7,115	0.01
Citigrooup 1.25% VRN 06/07/2026 EMTN	US	EUR	6,573	6,844	0.01
Noah Holdings ADR	CN	USD	289	6,504	0.01
Shinhan Financial Group	KR	KRW	249	5,810	0.01
Inter-American Dev. Bank 0.625% 15/07/2025	SU	USD	6,670	5,748	0.01
KfW 0.375% 18/07/2025	DE	USD	6,670	5,699	0.01
Direct Line Insurance 4.00% 05/06/2032	GB	GBP	4,625	5,632	0.01
SBI Holdings	JP	JPY	257	5,090	0.00
Shriram Transport Finance	IN	INR	623	5,004	0.00
Mega Financial Holding	TW	TWD	5,946	4,925	0.00
China International Capital (H)	CN	HKD	2,420	4,856	0.00
Samsung Fire & Marine Insurance	KR	KRW	35	4,764	0.00
Shriram City Union Finance	IN	INR	482	4,449	0.00
Kotak Mahindra Bank	IN	INR	242	4,342	0.00
Minkabu The Infonoid	JP	JPY	204	4,228	0.00
European Investment Bank 0.625% 21/10/2027	SU	USD	4,799	4,088	0.00
China Taiping Insurance Holdings	HK	HKD	2,834	3,674	0.00
Intercontinental Exchange 0.70% 15/06/2023	US	USD	4,143	3,578	0.00
HDFC Bank ADR	IN	USD	69	3,375	0.00
Muthoot Finance	IN	INR	204	2,915	0.00
Repco Home Finance	IN	INR	1,149	2,558	0.00
Hyundai Marine & Fire Insurance	KR	KRW	134	2,368	0.00
AerCap Global Aviation Trust 4.625% 15/10/2027	IE	USD	2,742	2,336	0.00
DB Insurance	KR	KRW	67	2,260	0.00
Korean Reinsurance	KR	KRW	376	2,115	0.00
LIC Housing Finance	IN	INR	635	2,081	0.00
HSBC Holdings 2.357% VRN 18/08/2031	GB	USD	2,110	1,802	0.00
Wells Fargo & Co 1.741% VRN 04/05/2030 EMTN	US	EUR	1,551	1,654	0.00
Kiwoom Securities	KR	KRW	18	1,449	0.00
BP Capital Markets 1.749% 10/08/2030	US	USD	1,702	1,424	0.00
HSBC Holdings 1.645% VRN 18/04/2026	GB	USD	1,641	1,413	0.00
MDGH - GMTN 2.50% 07/11/2024 Reg S	NL	USD	1,537	1,384	0.00
General Electric 6.75% 15/03/2032	US	USD	1,237	1,368	0.00
MDGH - GMTN 2.875% 07/11/2029 Reg S	NL	USD	1,485	1,360	0.00
HSBC Holding 2.848% VRN 04/06/2031	GB	USD	1,522	1,357	0.00

현재 투자종목 명세서서 2020년 10월 31일

	국가 코드	CCY	주식 또는 명목	시장 가격 EUR순	% 자산
BP Capital Markets 2.772% 10/11/2050	US	USD	1,702	1,315	0.00
Marsh & McLennan 3.50% 29/12/2020	US	USD	1,459	1,259	0.00
HSBC Holding 2.099% VRN 04/06/2026	GB	USD	1,433	1,257	0.00
Mitsubishi UFJ Financial Group 0.978% 09/06/2024	JP	EUR	861	887	0.00
Citigroup 5.875% 30/01/2042	US	USD	573	718	0.00
Barclays 4.61% VRN 15/02/2023	GB	USD	677	609	0.00
Volkswagen Bank 1.25% 10/06/2024 EMTN	DE	EUR	521	538	0.00
CIMB Group Holdings	MY	MYR	430	262	0.00
				14,366,590	12.87

부동산

Vonovia	DE	EUR	13,571	743,961	0.67
GCP Student Living REIT	GB	GBP	243,672	303,459	0.27
Prologis REIT	US	USD	2,681	228,296	0.20
Tritax EuroBox	GB	EUR	193,003	193,003	0.17
American Campus Communities REIT	US	USD	5,010	160,028	0.14
Invitation Homes REIT	US	USD	4,236	98,751	0.09
ADO Properties (A)	DE	EUR	2,789	60,197	0.05
Shurgard Self Storage	LU	EUR	1,575	57,655	0.05
UNITE Group REIT	GB	GBP	5,347	49,526	0.04
China Resources Land	HK	HKD	11,298	39,651	0.04
Ascendas Real Estate Investment Trust REIT	SG	SGD	19,280	34,933	0.03
China Overseas Land & Investment	HK	HKD	15,616	33,656	0.03
Healthcare Realty Trust REIT	US	USD	1,358	32,291	0.03
Relo Group	JP	JPY	1,471	30,314	0.03
Urban & Civic	GB	GBP	13,222	30,139	0.03
Open House	JP	JPY	936	27,384	0.02
Cromwell European REIT	SG	EUR	39,791	18,128	0.02
Urban Logistics REIT	GB	GBP	11,491	17,505	0.02
Keppel Pacific Oak US REIT	SG	USD	28,671	17,251	0.02
Land & Houses	TH	THB	93,680	16,469	0.01
Pakuwon Jati	ID	IDR	648,984	15,566	0.01
Ascendas India Trust	SG	SGD	18,893	15,454	0.01
Robinsons Land	PH	PHP	55,284	14,706	0.01
City Developments	SG	SGD	3,620	14,439	0.01
Supalai	TH	THB	32,544	14,047	0.01
Keppel DC REIT	SG	SGD	5,643	10,287	0.01
AREIT REIT	PH	PHP	22,125	10,025	0.01
Goodman Group REIT	AU	AUD	709	7,872	0.01
Link REIT	HK	HKD	1,178	7,716	0.01
KE Holdings ADR	CN	USD	115	6,873	0.01
SM Prime Holdings	PH	PHP	10,521	6,288	0.01
China Merchants Commercial REIT	HK	HKD	23,214	6,183	0.01
Central Pattana	TH	THB	5,851	6,177	0.01
Shimao Property Holdings	HK	HKD	1,808	5,496	0.00
Propnex	SG	SGD	11,312	4,480	0.00
Daibiru	JP	JPY	332	3,228	0.00
Crown Castle International 3.30% 01/07/2030	US	USD	2,272	2,128	0.00
Digital Dutch Finco 1.50% 15/03/2030	NL	EUR	1,641	1,737	0.00
Heiwa Real Estate	JP	JPY	50	1,242	0.00
Crown Castle International 5.20% 15/02/2049	US	USD	863	959	0.00
Crown Castle International 4.15% 01/07/2050	US	USD	747	737	0.00
Crown Castle International 4.45% 15/02/2026	US	USD	313	308	0.00
Cosmos Initia	JP	JPY	81	278	0.00
Shimao Services Holdings	CN	HKD	30	54	0.00
				2,348,877	2.10

정부

Germany 0.00% 15/02/2030	DE	EUR	221,754	235,754	0.21
Germany 0.00% 12/03/2021	DE	EUR	111,268	111,559	0.10
Germany 0.00% 11/06/2021	DE	EUR	60,677	60,956	0.05
US Treasury 0.625% 15/05/2030	US	USD	67,579	56,881	0.05
US Treasury 0.250% 15/04/2023	US	USD	53,891	46,346	0.04
Australia 1.75% 21/06/2051	AU	AUD	62,414	37,278	0.03
US Treasury 0.625% 15/08/2030	US	USD	41,890	35,172	0.03
US Treasury 1.125% 28/02/2025	US	USD	37,924	33,687	0.03
Germany 0.50% 15/02/2025	DE	EUR	30,343	32,127	0.03
Germany 0.25% 15/02/2029	DE	EUR	20,475	22,173	0.02
US Treasury 0.25% 15/06/2023	US	USD	21,886	18,820	0.02
US Treasury 1.50% 31/08/2021	US	USD	21,479	18,645	0.02
Germany 0.00% 15/08/2029	DE	EUR	17,290	18,375	0.02
US Treasury 0.50% 31/03/2025	US	USD	21,219	18,351	0.02
US Treasury 0.375% 31/03/2022	US	USD	21,083	18,157	0.02
Germany 0.00% 15/08/2030	DE	EUR	16,855	17,924	0.02
US Treasury 2.00% 15/02/2050	US	USD	17,237	16,115	0.01
Norway 2.00% 26/04/2028	NO	NOK	158,357	15,759	0.01
Netherland 0.00% 15/07/2030	NL	EUR	14,785	15,541	0.01
Norway 1.375% 19/08/2030	NO	NOK	136,003	13,045	0.01
US Treasury 1.125% 28/02/2022	US	USD	14,768	12,843	0.01
Australia 2.75% 21/11/2029	AU	AUD	17,045	12,096	0.01
Japan 0.40% 20/06/2049	JP	JPY	1,500,722	11,660	0.01
US Treasury 2.50% 28/02/2021	US	USD	12,623	10,920	0.01
Japan 0.40% 20/03/2050	JP	JPY	1,250,602	9,666	0.01
Japan 0.10% 20/03/2030	JP	JPY	1,042,168	8,621	0.01
UK Treasury 4.75% 07/12/2030	GB	GBP	5,159	8,301	0.01
Korea 2.625% 10/06/2028	KR	KRW	9,837,336	8,070	0.01
Spain 1.25% 31/10/2030	ES	EUR	6,755	7,504	0.01
US Treasury 1.25% 15/05/2050	US	USD	9,056	7,068	0.01
US Treasury 0.125% 15/09/2023	US	USD	7,941	6,804	0.01
US Treasury 2.50% 31/12/2020	US	USD	7,681	6,618	0.01
US Treasury 0.125% 30/06/2022	US	USD	7,504	6,439	0.01
Japan 0.40% 20/03/2040	JP	JPY	781,626	6,414	0.01
US Treasury 0.25% 31/05/2025	US	USD	7,160	6,120	0.01
US Treasury 0.25% 30/06/2025	US	USD	7,024	6,001	0.01
US Treasury 0.125% 15/05/2023	US	USD	6,263	5,370	0.00
US Treasury 1.375% 15/08/2050	US	USD	5,107	4,114	0.00
US Treasury 0.125% 30/04/2022	US	USD	4,481	3,846	0.00
Canada 0.25% 01/04/2024	CA	CAD	5,617	3,618	0.00
Germany 0.00% 15/08/2050	DE	EUR	3,252	3,472	0.00
Canada 0.25% 01/11/2022	CA	CAD	5,211	3,361	0.00
US Treasury 0.50% 30/06/2027	US	USD	3,877	3,307	0.00
BTP 3.00% 01/08/2029	IT	EUR	2,215	2,672	0.00
Korea 2.25% 10/06/2025	KR	KRW	3,126,504	2,454	0.00
US Treasury 0.375% 30/09/2027	US	USD	2,741	2,314	0.00
Germany 0.50% 15/02/2026	DE	EUR	2,105	2,257	0.00
Australia 3.00% 21/03/2047	AU	AUD	2,840	2,181	0.00
United Kingdom 1.75% 22/01/2049	GB	GBP	1,563	2,145	0.00
UK Treasury 1.25% 22/07/2027	GB	GBP	1,683	2,021	0.00
US Treasury 0.50% 31/05/2027	US	USD	2,084	1,779	0.00
Germany 1.75% 15/02/2024	DE	EUR	1,636	1,778	0.00
Australia 1.25% 21/05/2032	AU	AUD	2,751	1,719	0.00
Japan 0.10% 01/06/2021	JP	JPY	199,523	1,640	0.00
US Treasury 2.875% 31/10/2023	US	USD	1,729	1,603	0.00
Germany 0.50% 15/02/2028	DE	EUR	1,417	1,552	0.00
US Treasury 2.375% 15/11/2049	US	USD	1,511	1,528	0.00
Indonesia 7.00% 15/05/2027	ID	IDR	20,281,631	1,233	0.00
Korea 1.375% 10/09/2021	KR	KRW	1,459,035	1,111	0.00
US Treasury 0.25% 31/08/2025	US	USD	1,084	925	0.00
Indonesia 4.875% 05/05/2021 Reg S	ID	USD	782	686	0.00
US Treasury 0.125% 15/07/2023	US	USD	761	652	0.00
US Treasury 0.125% 30/09/2022	US	USD	709	608	0.00
US Treasury 0.25% 30/09/2025	US	USD	573	489	0.00
US Treasury 0.125% 31/05/2022	US	USD	542	465	0.00
Germany 0.25% 15/02/2027	DE	EUR	365	390	0.00
Indonesia 7.00% 15/05/2022	ID	IDR	2,130,191	130	0.00
				1,039,230	0.93

폐쇄형 펀드

International Public Partnerships	GB	GBP	215,092	401,799	0.36
Greencoat UK Wind Funds	GB	GBP	259,432	388,857	0.35
Sequoia Economic Infrastructure Income Fund	GB	GBP	218,782	254,460	0.23
Starwood European Real Estate Finance	GB	GBP	127,491	121,205	0.11
CVC Credit Partners European Opportunities	GB	GBP	89,195	92,831	0.08
KKV Secured Loan Fund C	GB	GBP	200,536	74,476	0.07
Axiom European Financial Debt Fund	GB	GBP	72,310	70,353	0.06
TwentyFour Income Fund	GB	GBP	52,417	60,324	0.05
Oakley Capital Investments Fund	BM	GBP	18,985	53,724	0.05
KKV Secured Loan Fund	GB	GBP	290,894	42,858	0.04
Gemfields Group	GB	ZAR	126,515	8,359	0.01
				1,569,246	1.41

개방형 펀드

BlackRock Global Index Funds - iShares EM	LU	EUR	70,949	8,440,141	7.56
Goldman Sachs - SICAV I - GS Emerging Markets	LU	USD	427,432	7,377,926	6.61
Alma Capital Invest. Funds - AH&W US Large Cap	LU	USD	19,640	2,004,678	1.80
State Street Europe Value Spotlight Fund	LU	EUR	176,309	1,380,497	1.24
Majedie Asset Tortoise Fund (H)	IE	EUR	1,527,114	1,224,147	1.10
Assenagon Alpha Volatility	LU	EUR	980	1,169,174	1.05
Helium Fund - Helium Performance	LU	EUR	915	925,623	0.83
ADG Systematic Macro UCITS Fund E GBP	LU	GBP	6,712	705,204	0.63
Fidelity ILF - The US Dollar Fund - A-ACC-USD	IE	USD	28	431,685	0.39
Fidelity ILF - The Euro Fund - A-ACC-EUR	IE	EUR	21	292,807	0.26
Fulcrum Multi Asset Trend Fund	LU	EUR	2,910	215,288	0.19
				24,167,170	21.65

주식 연계 채권

HSBC (Kweichow Moutai (A)) ELN 12/04/2024	CN	USD	96	20,617	0.02
HSBC (Hangzhou Hikvision Digital (A)) ELN 08/2021	CN	USD	3,006	17,341	0.02
HSBC (Weichai Power (A)) ELN 07/05/2021	CN	USD	4,100	7,957	0.01
HSBC (China Nat'l. Accord Med (A)) ELN 15/10/2021	CN	USD	672	4,291	0.00
HSBC (China (S) Publish & Med (A)) ELN 23/11/2022	CN	USD	1,874	2,523	0.00
HSBC (Wuhu Sanqi IA Ent (A)) ELN 16/09/2021	CN	USD	193	735	0.00
UBS (Focus Media Info. Tech (A)) ELN 10/03/2021	CN	USD	32	38	0.00
				53,502	0.05

커뮤니케이션 서비스

T-Mobile US	US	USD	7,610	709,564	0.64
Elisa	FI	EUR	3,415	144,266	0.13

현재 투자종목 명세서서 2020년 10월 31일

	국가 코드	CCY	주식 또는 명목	시장 가격 EUR순	% 자산
Netflix	US	USD	323	131,759	0.12
Infrastrutture Wireless Italiane	IT	EUR	13,532	125,577	0.11
Liberty Global	GB	USD	6,589	104,312	0.09
Verizon Communications	US	USD	2,071	101,159	0.09
China Mobile	HK	HKD	16,782	88,107	0.08
Swisscom	CH	CHF	136	59,318	0.05
Deutsche Telekom	DE	EUR	3,618	47,284	0.04
Tele2	SE	SEK	4,501	45,870	0.04
Telekomunikasi Indonesia Persero	ID	IDR	301,600	45,811	0.04
Sea ADR	SG	USD	274	37,193	0.03
Singapore Telecommunications	SG	SGD	27,712	35,381	0.03
Advanced Info Service	TH	THB	7,368	34,983	0.03
NOS SGPS	PT	EUR	7,627	22,484	0.02
Sarana Menara Nusantara	ID	IDR	279,645	16,077	0.01
Pebble Group	GB	GBP	19,324	15,255	0.01
HKBN	HK	HKD	10,195	15,141	0.01
Globe Telecom	PH	PHP	331	11,926	0.01
TIME dotCom	MY	MYR	4,331	11,520	0.01
XL Axiata	ID	IDR	94,031	11,029	0.01
Bharti Airtel	IN	INR	1,815	9,109	0.01
LG Uplus	KR	KRW	1,050	8,818	0.01
China Unicom	HK	HKD	10,870	5,741	0.01
SoftBank Group	JP	JPY	101	5,647	0.01
Telstra	AU	AUD	2,955	4,775	0.00
Daiichikosho	JP	JPY	141	4,132	0.00
Netflix 3.625% 15/06/2030 Reg S	US	EUR	3,752	4,103	0.00
Verizon Communications 1.85% 18/05/2040	US	EUR	3,485	3,903	0.00
Nippon Telegraph & Telephone	JP	JPY	132	2,385	0.00
Cellnex Telecom 1.875% 26/06/2029	ES	EUR	1,355	1,383	0.00
Cathay Media And Education Group	CN	HKD	2,989	1,346	0.00
Dialog Axiata	LK	LKR	25,616	1,288	0.00
AT&T 3.65% 01/06/2051	US	USD	1,485	1,249	0.00
Shemaroo Entertainment	IN	INR	1,125	715	0.00
Walt Disney 2.20% 13/01/2028	US	USD	646	581	0.00
Internet Initiative Japan	JP	JPY	14	542	0.00
ARTERIA Networks	JP	JPY	28	381	0.00
Netflix 4.625% 15/05/2029	US	EUR	261	304	0.00
				1,870,418	1.68

증권 자격 취득 또는 기타 통제 된 시장 에서 죽음을 맞게

에너지

	국가 코드	CCY	주식 또는 명목	시장 가격 EUR순	% 자산
Cheniere Energy	US	USD	1,405	57,183	0.05
Aker BP 4.00% 15/01/2031 144A	NO	USD	3,585	3,017	0.00
Diamondback Energy 3.50% 01/12/2029	US	USD	1,532	1,310	0.00
Aker BP 2.875% 15/01/2026 144A	NO	USD	1,357	1,154	0.00
Diamondback Energy 5.375% 31/05/2025	US	USD	881	782	0.00
Diamondback Energy 3.25% 01/12/2026	US	USD	834	735	0.00
Diamondback Energy 2.875% 01/12/2024	US	USD	573	498	0.00
Eni 4.00% 12/09/2023 Reg S	IT	USD	353	328	0.00
Eni 4.75% 12/09/2028	IT	USD	306	307	0.00
				65,314	0.06

유틸리티

	국가 코드	CCY	주식 또는 명목	시장 가격 EUR순	% 자산
Endesa	ES	EUR	10,083	232,002	0.21
Iberdrola	ES	EUR	15,725	159,218	0.14
Enagas	ES	EUR	1,992	36,916	0.03
Red Electrica	ES	EUR	1,598	24,170	0.02
				452,306	0.41

소재

	국가 코드	CCY	주식 또는 명목	시장 가격 EUR순	% 자산
Vidrala	ES	EUR	507	41,550	0.04
Grupo Mexico	MX	MXN	14,667	35,739	0.03
PhosAgro GDR	RU	USD	1,259	12,448	0.01
Novolipetsk Steel GDR	RU	USD	547	10,910	0.01
Glencore Funding 2.50% 01/09/2030 144A	US	USD	4,419	3,687	0.00
Vidrala (BR) RTS 05/11/2020	ES	EUR	519	2,127	0.00
				106,461	0.10

산업재

	국가 코드	CCY	주식 또는 명목	시장 가격 EUR순	% 자산
Ferrovial	ES	EUR	14,779	274,513	0.25
Ryanair Holdings	IE	EUR	4,655	55,048	0.05
Irish Continental Group	IE	EUR	12,090	37,963	0.03
Localiza Rent a Car	BR	BRL	3,604	33,072	0.03
Applus Services	ES	EUR	4,664	31,368	0.03
Vietnam Engine & Argicultural Machinery	VN	VND	8,985	14,039	0.01
Viettel Post Joint Stock	VN	VND	2,951	11,802	0.01
Hokkaido Chuo Bus	JP	JPY	2	70	0.00
				457,875	0.41

정보 기술

	국가 코드	CCY	주식 또는 명목	시장 가격 EUR순	% 자산
Amadeus IT Group	ES	EUR	549	22,522	0.02
Taiwan Union Technology	TW	TWD	3,646	10,434	0.01
Adevinta 2.625% 15/11/2025 Reg S	NO	EUR	3,625	3,624	0.00
Adevinta 3.00% 15/11/2027 Reg S	NO	EUR	1,194	1,207	0.00
Envestnet 0.75% 15/08/2025	US	USD	1,329	1,146	0.00
Cree 1.75% 01/05/2026	US	USD	521	674	0.00
Apple 2.75% 13/01/2025	US	USD	625	581	0.00
				40,188	0.04

소비재

	국가 코드	CCY	주식 또는 명목	시장 가격 EUR순	% 자산
Industria de Diseno Textil	ES	EUR	13,018	275,861	0.25
Glenveagh Properties	IE	EUR	34,591	25,424	0.02
Dalata Hotel Group	IE	EUR	9,651	23,355	0.02
Applegreen	IE	EUR	7,463	21,194	0.02
Lennar 5.00% 15/06/2027	US	USD	3,648	3,585	0.00
Intercontinental Hotel Grp. 1.625% 08/10/2024 EMTN	GB	EUR	2,893	2,889	0.00
Charter Communications 6.834% 23/10/2055	US	USD	1,758	2,137	0.00
Expedia Group 3.60% 15/12/2023 144A	US	USD	2,215	1,956	0.00
Lennar 5.375% 01/10/2022	US	USD	2,025	1,857	0.00
Charter Communications 6.484% 23/10/2045	US	USD	1,355	1,575	0.00
Expedia Group 4.625% 01/08/2027 144A	US	USD	1,420	1,280	0.00
Charter Communications 5.75% 01/04/2048	US	USD	1,094	1,178	0.00
Marriott International 4.625% 15/06/2030	US	USD	1,079	989	0.00
Hilton Domestic Operating 4.875% 15/01/2030	US	USD	964	853	0.00
				364,133	0.33

소비재

	국가 코드	CCY	주식 또는 명목	시장 가격 EUR순	% 자산
Quang Ngai Sugar	VN	VND	14,304	16,842	0.02
X5 Retail Group GDR	RU	USD	509	15,352	0.01
Barry Callebaut Services 5.50% 15/06/2023 144A	BE	USD	521	482	0.00
Barry Callebaut Services 5.50% 15/06/2023 Reg S	BE	USD	495	458	0.00
Lamb Weston Holdings 4.625% 01/11/2024 144A	US	USD	469	417	0.00
Lamb Westton Holdings 4.875% 15/05/2028 144A	US	USD	254	237	0.00
				33,788	0.03

건강

	국가 코드	CCY	주식 또는 명목	시장 가격 EUR순	% 자산
Grifols	ES	EUR	675	15,643	0.01
Korian RTS 26/10/2020	FR	EUR	1,196	2,979	0.00
AbbVie 2.30% 21/11/2022 144A	US	USD	3,179	2,827	0.00
Royalty Pharma 0.75% 02/09/2023 144A	GB	USD	2,918	2,505	0.00
Royalty Pharma 1.20% 02/09/2025 144A	GB	USD	2,349	2,008	0.00
Nutrition 1.23% 01/10/2025 144A	US	USD	2,006	1,725	0.00
Teva Pharmaceutical Fin. 6.75% 01/03/2028	NL	USD	1,746	1,577	0.00
Nutritio & Bioscience 1.832% 15/10/2027 144A	US	USD	1,765	1,520	0.00
Royalty Pharma 3.55% 02/09/2050 144A	GB	USD	1,685	1,391	0.00
Bayer US Finance 4.70% 15/07/2064 144A	US	USD	1,303	1,262	0.00
AbbVie 2.95% 21/11/2026 144A	US	USD	1,198	1,124	0.00
Royalty Pharma 1.75% 02/09/2027 144A	GB	USD	1,162	993	0.00
				35,554	0.03

금융

	국가 코드	CCY	주식 또는 명목	시장 가격 EUR순	% 자산
Grupo Financiero Banorte	MX	MXN	5,318	20,068	0.02
TCS Group Holding GDR	CY	USD	910	18,664	0.02
Kaspi KZ	KZ	USD	480	17,702	0.02
Gnnnie Mae 3.00% 01/11/2050	US	USD	17,196	15,385	0.01
Freddie Mac 3.00% 01/11/2050	US	USD	14,747	13,226	0.01
Freddie Mac 4.00% 01/11/2050	US	USD	11,464	10,507	0.01
China Development Bank 3.09% 18/06/2030	CN	CNY	86,010	10,474	0.01
Ginnie Mae 3.50% 01/11/2050	US	USD	9,901	8,958	0.01
Bank Of America 1.197% VRN 24/10/2026 MTN	US	USD	9,015	7,742	0.01
UBS Group 1.008% VRN 30/07/2024 144A	CH	USD	6,767	5,834	0.01
Freddie Mac 2.50% 01/11/2035	US	USD	5,211	4,647	0.00
Garfunkelux Holdco 3 7.75% 01/11/2025 Reg S	LU	GBP	3,983	4,360	0.00
UBS Group 1.364% VRN 30/01/2027 144A	CH	USD	4,872	4,173	0.00
Garfunkelux Holdco 3 6.75% 01/11/2025 Reg S	LU	EUR	3,400	3,347	0.00
UBS 1.75% 21/04/2022 144A	CH	USD	3,100	2,710	0.00
Willis North America 4.50% 15/09/2028	US	USD	2,579	2,642	0.00
Citigroup VRN 2.572% 03/06/2031	US	USD	2,553	2,289	0.00
Willis North America 3.875% 15/09/2049	US	USD	2,209	2,217	0.00
Wells Fargo & Co 2.393% VRN 02/06/2028 MTN	US	USD	2,162	1,930	0.00
Wells Fargo Bank 2.082% VRN 09/09/2022	US	USD	1,893	1,648	0.00
Citigroup 2.666% VRN 29/01/2031	US	USD	1,766	1,594	0.00
UniCredit 7.296% VRN 02/04/2034 Reg S	IT	USD	1,557	1,540	0.00
Mapfre 4.375% VRN 31/03/2047	ES	EUR	1,348	1,513	0.00
Danske Bank 5.375% 12/01/2024 Reg S	DK	USD	1,020	984	0.00
Wells Fargo & Co 5.013% VRN 04/04/2051 MTN	US	USD	820	956	0.00
				165,110	0.15

부동산

	국가 코드	CCY	주식 또는 명목	시장 가격 EUR순	% 자산
Equinix 2.90% 18/11/2026	US	USD	730	675	0.00
Equinix 2.625% 18/11/2024	US	USD	676	618	0.00
Vonovia Finance 5.00% 02/10/2023 144A	NL	USD	625	576	0.00
				1,869	0.00

현재 투자종목 명세서서 2020년 10월 31일

	국가 코드	CCY	주식 또는 명목	시장 가격 EUR순	% 자산
정부					
US Treasury 0.00% 27/11/2020	US	USD	339,187	291,120	0.26
US Treasury 0.00% 12/11/2020	US	USD	338,924	290,904	0.26
US Treasury 0.00% 03/12/2020	US	USD	338,788	290,772	0.26
US Treasury 0.00% 05/11/2020	US	USD	338,740	290,750	0.26
US Treasury 0.00% 19/11/2020	US	USD	338,740	290,740	0.26
US Treasury 0.00% 10/12/2020	US	USD	338,704	290,696	0.26
Netherlands 0.00% 29/04/2021	NL	EUR	86,296	86,590	0.08
Italy 1.70% 01/09/2051	IT	EUR	79,344	81,044	0.07
European Union 0.00% 04/10/2030 EMTN	SU	EUR	25,352	26,285	0.02
European Union 0.10% 04/10/2040 EMTN	SU	EUR	19,220	19,532	0.02
China 2.68% 21/05/2030	CN	CNY	125,685	15,464	0.01
Japan 0.10% 10/03/2028	JP	JPY	1,782,107	14,691	0.01
China 1.99% 09/04/2025	CN	CNY	118,755	14,578	0.01
China 3.13% 21/11/2029	CN	CNY	80,612	10,273	0.01
China 2.94% 17/10/2024	CN	CNY	72,952	9,365	0.01
Canada 2.00% 01/11/2020	CA	CAD	5,617	3,623	0.00
Italy 1.25% 15/09/2032	IT	EUR	2,912	3,404	0.00
Spain 1.00% 31/10/2050 144A	ES	EUR	2,522	2,565	0.00
Italy 2.55% 15/09/2041	IT	EUR	1,381	2,227	0.00
China 2.75% 08/08/2022	CN	CNY	15,945	2,042	0.00
China 3.25% 22/11/2028	CN	CNY	15,633	2,005	0.00
China 3.19% 11/04/2024	CN	CNY	10,943	1,418	0.00
China 3.29% 18/10/2023	CN	CNY	10,422	1,353	0.00
Japan Inflation Linked Bond 0.10% 10/03/2029	JP	JPY	156,325	1,280	0.00
Mexico 5.00% 27/04/2051	MX	USD	1,120	1,100	0.00
Italy 1.30% 15/05/2028	IT	EUR	847	963	0.00
				2,044,784	1.83
개방형 펀드					
Invesco Global Targeted Returns Fund UK	GB	GBP	82,124	211,332	0.19
				211,332	0.19
주식 연계 채권					
UBS (Anhui Heli (A)) ELN 21/01/2022	CN	USD	4,653	8,416	0.01
UBS (Midea Group (A)) ELN 16/11/2020	CN	USD	317	3,170	0.00
HSBC (Beijing Roborock Tech. (A)) ELN 21/09/2021	CN	USD	23	2,382	0.00
HSBC (Midea Group (A)) ELN 23/11/2020	CN	USD	132	1,323	0.00
HSBC (FPT (A)) ELN 23/11/2021	GB	USD	279	530	0.00
HSBC (Skshu Paint (A)) ELN 21/07/2021	CN	USD	27	512	0.00
UBS (Midea Group (A)) ELN 21/07/2022	CN	USD	12	122	0.00
				16,455	0.01
커뮤니케이션 서비스					
Euskaltel	ES	EUR	4,173	34,089	0.03
T-Mobile USA 3.60% 15/11/2060 144A	US	USD	2,714	2,296	0.00
T-Mobile USA 3.50% 15/04/2025 144A	US	USD	1,696	1,595	0.00
Netflix 3.625% 15/05/2027 Reg S	US	EUR	1,407	1,525	0.00
T-Mobile USA 3.875% 15/04/2030 144A	US	USD	599	578	0.00
				40,083	0.04
금융 상품					
Kommunalbanken CP -0.545% 05/11/2020	NO	EUR	37,046	37,049	0.03
Rabobank CP -0.55% 10/02/2021	NZ	EUR	25,191	25,223	0.02
Allianz CP -0.41% 03/11/2020	DE	EUR	25,191	25,193	0.02
HSBC France CP -0.50% 01/04/2021	FR	EUR	22,228	22,277	0.02
Agence Centrale CP -0.56% 22/02/2021	FR	EUR	22,228	22,269	0.02
Citibank CD 0.00% 05/02/2021	US	EUR	22,228	22,261	0.02
Lloyds Bank CP -0.57% 14/01/2021	GB	EUR	22,228	22,255	0.02
Toyota Leasing CP -0.56% 14/01/2021	DE	EUR	22,228	22,254	0.02
Lloyds Bank CP -0.56% 07/01/2021	GB	EUR	22,228	22,252	0.02
Swedbank CP -0.54% 21/12/2020	SE	EUR	22,228	22,248	0.02
Dexia Credit Local CP -0.54% 21/12/2020	FR	EUR	22,228	22,247	0.02
KBC Bank CD 0.00% 21/12/2020	BE	EUR	22,228	22,246	0.02
Sumi Trust Bank CD 0.00% 16/12/2020	JP	EUR	22,228	22,245	0.02
Toyota Motor Finance CP -0.56% 16/12/2020	NL	EUR	22,228	22,244	0.02
Citibank CD 0.00% 04/12/2020	US	EUR	22,228	22,240	0.02
Linde Finance CP -0.43% 04/12/2020	NL	EUR	22,228	22,239	0.02
Oesterreichisch CP -.54% 27/11/2020	AT	EUR	22,228	22,237	0.02
Jyske Bank CP -0.545% 23/11/2020	DK	EUR	22,228	22,236	0.02
SMBC Brussels CP -0.53% 19/11/2020	BE	EUR	22,228	22,235	0.02
Archer Dan CP -0.53% 03/12/2020	US	EUR	22,228	22,233	0.02
Archer Dan CP -0.52% 01/12/2020	US	EUR	22,228	22,233	0.02
Soc Anonyme De CP -0.36% 06/11/2020	FR	EUR	22,228	22,230	0.02
Loreal CP -0.555% 05/11/2020	FR	EUR	22,228	22,230	0.02
Linde Finance CP -0.49% 18/01/2021	NL	EUR	14,818	14,836	0.01
Mizuho Bank CD 0.00% 07/01/2021	GB	EUR	14,818	14,834	0.01
Denmark CP -0.53% 04/01/2021	DK	EUR	14,818	14,834	0.01
SMBV Brussels CD 0.00% 24/12/2020	DE	EUR	14,818	14,832	0.01
Dexia Credit Local CP -0.48% 22/12/2020	FR	EUR	14,818	14,831	0.01
Svenska Handelsbanken CP -0.35% 18/12/2020	SE	EUR	14,818	14,830	0.01
Nordea Bank CP -0.55% 17/12/2020	FI	EUR	14,818	14,829	0.01
Nordea Bank CP -0.50% 10/12/2020	FI	EUR	14,818	14,828	0.01
Nordea Bank CP -0.4% 07/12/2020	FI	EUR	14,818	14,827	0.01
Swedbank CP -0.38% 01/12/2020	SE	EUR	14,818	14,826	0.01
SMBC Brussels CD 0.00% 23/11/2020	BE	EUR	14,818	14,824	0.01
Agence Centrale CP -0.52% 23/11/2020	FR	EUR	14,818	14,824	0.01
Rabobank Ned CP -0.40% 05/11/2020	NL	EUR	14,818	14,820	0.01
Agence Centrale CP -0.33% 06/11/2020	FR	EUR	14,818	14,820	0.01
Credit Suisse CD 0.00% 12/11/2020	GB	EUR	11,855	11,857	0.01
Mizuho Bank CD 0.00% 05/11/2020	GB	EUR	11,855	11,856	0.01
Goldman Sachs CD 0.00% 07/05/2021	GB	EUR	11,114	11,145	0.01
BOA International CD 0.00% 08/01/2021	IE	EUR	11,114	11,126	0.01
P&G CP -0.49% 03/12/2020	US	EUR	10,373	10,378	0.01
Deutsche Bahn CP -0.555% 30/11/2020	DE	EUR	10,373	10,378	0.01
Svenska Handelsbanken CP -0.49% 24/05/2021	SE	EUR	7,409	7,432	0.01
Swedbank CP -.053% 21/04/2021	SE	EUR	7,409	7,428	0.01
Nordea Bank CP -0.54% 19/04/2021	FI	EUR	7,409	7,427	0.01
Svenska Handelsbanken CP -0.52% 22/02/2021	SE	EUR	7,409	7,422	0.01
Paccar Finance Euro CP -0.53% 05/01/2021	NL	EUR	7,409	7,417	0.01
Swedbank CP -0.55% 17/12/2020	SE	EUR	7,409	7,415	0.01
HSBC France CP -0.15% 09/11/2020	FR	EUR	7,409	7,410	0.01
Deutsche Bahn CP -0.555% 30/11/2020	DE	EUR	4,446	4,448	0.00
				863,110	0.77
목록에 없음					
유틸리티					
TXU Europe Funding 7.00% 30/11/2005 (Defaulted)*	GB	EUR	6,070	0	0.00
				0	0.00
소재					
Farmers Bus Perpetual (Pref'd)*	US	USD	2,216	62,889	0.06
FARMERS BU SR F 0% (Pref'd) (Perpetual)*	US	USD	1,496	42,447	0.04
China Metal Recycling Holdings*	HK	HKD	41	0	0.00
				105,336	0.09
산업재					
Tradeshift Holdings*	US	USD	4,108	21,156	0.02
				21,156	0.02
정보 기술					
Innoviz Technology Service*	IL	USD	7,909	57,057	0.05
Sensetime Group*	CN	USD	10,942	3,321	0.00
DBA Telecommunication Asia Holdings*	HK	HKD	163	0	0.00
				60,378	0.05
소비재					
Virgin Media Secured Fin. 4.125% 15/08/2030	GB	GBP	4,117	4,490	0.00
				4,490	0.00
건강					
Grail*	US	USD	323	3,304	0.00
JHL Biotech*	KY	TWD	515	726	0.00
Chime Biologics*	VG	USD	515	167	0.00
				4,197	0.00
금융					
Transferwise*	GB	USD	606	64,976	0.06
Transferwise (Pref'd)*	GB	USD	413	44,309	0.04
				109,285	0.10
단주				(23)	(0.00)
총 투자 (비용 EUR 98,969,257)				101,159,074	90.61
예금					
Barclays Bank TD -0.55% 02/11/2020	GB	EUR	111,138	111,138	0.10
KBC Bank TD -0.56% 02/11/2020	BE	EUR	88,910	88,910	0.08
Bred Banque TD -0.58% 02/11/2020	FR	EUR	88,910	88,910	0.08
Credit Agricole TD -0.55% 02/11/2020	FR	EUR	46,902	46,902	0.04
				335,860	0.30
(예금 포함) 총 투자				101,494,934	90.91

현재 투자종목 명세서서 2020년 10월 31일

차액 거래 계약

	CCY	기본 노출	미실현 이익 / (손실) EUR	% 순자산
MSCI Europe VI Eur Net (JPLS)	EUR	1,367,526	(74,276)	(0.07)
			(74,276)	**(0.07)**

신용 디폴트 스왑 (Credit Default Swap)

	CCY	기본 노출	미실현 이익 / (손실) EUR	% 순자산
매수 보호 Commerzbk 4% 20/12/2025	EUR	20,495	1,398	0.00
매수 보호 Lloyds Bank 4.5% 20/12/2025	EUR	12,540	291	0.00
매도 보호 CDX NA HY S35 5 년 20/12/202	USD	7,816	238	0.00
매수 보호 Repsol Int'l Fin 2.25% 20/12/2025	EUR	23,580	229	0.00
매수 보호 4.375% 20/12/2025	EUR	8,360	226	0.00
매수 보호 브라질 4.25% 20/12/2025	USD	3,231	158	0.00
매수 보호 Lincoln National 3.35% 20/12/2025	USD	1,667	(6)	(0.00)
매수 보호 Conocophillips 5.9% 20/06/2022	USD	1,459	(14)	(0.00)
매수 보호 Avnet 4.875% 20/06/2022	USD	1,355	(14)	(0.00)
매수 보호 Aig International 6.25% 20/12/2025	USD	1,667	(18)	(0.00)
매수 보호 Wells Fargo 3.069% 20/12/2025	USD	2,293	(33)	(0.00)
매수 보호 Dow Chemical 7.375% 20/12/2025	USD	3,127	(40)	(0.00)
매수 보호 Viacomcbs 4.75% 20/12/2025	USD	4,403	(51)	(0.00)
매수 보호 일반사항 Motors 4.875% 20/12/2025	USD	2,293	(349)	(0.00)
			2,015	**0.00**

선물환 계약

	기본 노출 EUR	미실현 이익 / (손실) EUR	% 순자산
구입 SEK 판매 EUR 에 10.41988 16/11/2020	248,399	1,489	0.00
구입 JPY 판매 USD 에 105.67120 06/11/2020	109,239	1,159	0.00
구입 CHF 판매 EUR 에 1.07699 16/11/2020	116,144	1,045	0.00
구입 USD 판매 EUR 에 1.19905 12/11/2020	8,811	255	0.00
구입 USD 판매 NOK 에 0.10554 06/11/2020	28,123	181	0.00
구입 USD 판매 NOK 에 0.10553 03/12/2020	28,119	181	0.00
구입 USD 판매 EUR 에 1.16810 06/11/2020	49,713	127	0.00
구입 USD 판매 AUD 에 0.71225 06/11/2020	7,382	97	0.00
구입 USD 판매 EUR 에 1.17262 06/11/2020	11,998	77	0.00
구입 MXN 판매 USD 에 22.43623 06/11/2020	1,319	73	0.00
구입 USD 판매 GBP 에 1.30363 06/11/2020	11,090	70	0.00
구입 CNY 판매 USD 에 6.79920 06/11/2020	4,352	68	0.00
구입 USD 판매 EUR 에 1.18166 06/11/2020	4,564	65	0.00
구입 CAD 판매 USD 에 1.33863 06/11/2020	10,443	55	0.00
구입 USD 판매 EUR 에 1.18162 16/11/2020	3,161	44	0.00
구입 EUR 판매 AUD 에 0.60593 12/11/2020	9,402	41	0.00
구입 USD 판매 EUR 에 1.18249 16/11/2020	2,437	36	0.00
구입 USD 판매 AUD 에 0.70625 03/12/2020	7,383	33	0.00
구입 CNY 판매 USD 에 6.82780 06/11/2020	1,282	25	0.00
구입 USD 판매 EUR 에 1.18295 12/11/2020	1,603	24	0.00
구입 USD 판매 EUR 에 1.17473 06/11/2020	2,963	24	0.00
구입 USD 판매 GBP 에 1.29760 03/12/2020	14,329	21	0.00
구입 SEK 판매 USD 에 8.90910 06/11/2020	9,357	21	0.00
구입 USD 판매 SEK 에 0.11289 03/12/2020	6,048	19	0.00
구입 CNY 판매 USD 에 6.73622 06/11/2020	2,880	18	0.00
구입 CHF 판매 USD 에 0.92171 06/11/2020	3,015	18	0.00
구입 THB 판매 USD 에 31.72250 06/11/2020	948	17	0.00
구입 IDR 판매 USD 에 14970.00003 06/11/2020	591	13	0.00
구입 ILS 판매 USD 에 3.44058 06/11/2020	1,302	12	0.00
구입 USD 판매 EUR 에 1.17954 16/11/2020	860	10	0.00
구입 NZD 판매 USD 에 1.52024 06/11/2020	1,300	9	0.00
구입 USD 판매 NZD 에 0.66610 06/11/2020	1,309	8	0.00
구입 USD 판매 EUR 에 1.17357 16/11/2020	971	7	0.00
구입 USD 판매 CAD 에 0.75150 06/11/2020	10,498	7	0.00
구입 USD 판매 EUR 에 1.17260 16/11/2020	957	6	0.00
구입 SGD 판매 USD 에 1.36963 06/11/2020	1,606	5	0.00
구입 USD 판매 JPY 에 0.00956 06/11/2020	118,047	4	0.00
구입 USD 판매 EUR 에 1.18706 12/11/2020	222	4	0.00
구입 USD 판매 MXN 에 0.04712 06/11/2020	1,392	3	0.00
구입 USD 판매 EUR 에 1.19339 12/11/2020	137	3	0.00
구입 USD 판매 EUR 에 1.17809 12/11/2020	237	3	0.00
구입 USD 판매 DKK 에 0.15695 06/11/2020	975	3	0.00
구입 USD 판매 CHF 에 1.09256 06/11/2020	3,034	3	0.00
구입 USD 판매 SGD 에 0.73315 06/11/2020	1,611	2	0.00
구입 USD 판매 EUR 에 1.19106 12/11/2020	112	2	0.00
구입 USD 판매 PLN 에 0.25293 06/11/2020	554	1	0.00
구입 USD 판매 ILS 에 0.29362 06/11/2020	1,314	1	0.00
구입 USD 판매 CNY 에 0.14959 06/11/2020	666	1	0.00
구입 MYR 판매 USD 에 4.16100 06/11/2020	896	1	0.00
구입 USD 판매 THB 에 0.03210 06/11/2020	965	0	0.00
구입 USD 판매 MYR 에 0.24053 06/11/2020	897	0	0.00
구입 THB 판매 USD 에 31.17100 03/12/2020	965	0	0.00
구입 IDR 판매 USD 에 14815.02003 03/12/2020	597	0	0.00
구입 USD 판매 PHP 에 0.02058 16/11/2020	374	(1)	(0.00)
구입 USD 판매 PHP 에 0.02055 16/11/2020	318	(1)	(0.00)
구입 USD 판매 PHP 에 0.02052 16/11/2020	233	(1)	(0.00)
구입 PLN 판매 USD 에 3.95336 03/12/2020	555	(1)	(0.00)
구입 ILS 판매 USD 에 3.40486 03/12/2020	1,316	(1)	(0.00)
구입 EUR 판매 USD 에 0.85062 16/11/2020	114	(1)	(0.00)
구입 CNY 판매 USD 에 6.69750 03/12/2020	665	(1)	(0.00)
구입 USD 판매 PHP 에 0.02063 16/11/2020	5,557	(2)	(0.00)
구입 SGD 판매 USD 에 1.36395 03/12/2020	1,613	(2)	(0.00)
구입 MYR 판매 USD 에 4.16000 03/12/2020	896	(2)	(0.00)
구입 EUR 판매 USD 에 0.85601 16/11/2020	906	(2)	(0.00)
구입 MXN 판매 USD 에 21.28512 03/12/2020	1,391	(3)	(0.00)
구입 DKK 판매 USD 에 6.36772 03/12/2020	978	(3)	(0.00)
구입 CHF 판매 USD 에 0.91457 03/12/2020	3,039	(3)	(0.00)
구입 USD 판매 IDR 에 0.00007 06/11/2020	604	(5)	(0.00)
구입 JPY 판매 USD 에 104.52440 03/12/2020	118,089	(5)	(0.00)
구입 DKK 판매 USD 에 6.35638 06/11/2020	980	(5)	(0.00)
구입 EUR 판매 USD 에 0.85197 16/11/2020	835	(6)	(0.00)
구입 CAD 판매 USD 에 1.33058 03/12/2020	10,506	(7)	(0.00)
구입 NZD 판매 USD 에 1.50126 03/12/2020	1,317	(8)	(0.00)
구입 CNY 판매 USD 에 6.67519 06/11/2020	2,738	(8)	(0.00)
구입 PLN 판매 USD 에 3.88251 06/11/2020	565	(11)	(0.00)
구입 JPY 판매 USD 에 104.41642 06/11/2020	7,659	(11)	(0.00)
구입 EUR 판매 USD 에 0.85007 16/11/2020	1,270	(12)	(0.00)
구입 USD 판매 CNY 에 0.14888 06/11/2020	5,211	(17)	(0.00)
구입 EUR 판매 USD 에 0.84759 16/11/2020	1,424	(17)	(0.00)
구입 SEK 판매 USD 에 8.86079 06/11/2020	6,065	(19)	(0.00)
구입 GBP 판매 USD 에 0.77078 06/11/2020	14,348	(21)	(0.00)
구입 EUR 판매 USD 에 0.84999 06/11/2020	2,704	(26)	(0.00)
구입 USD 판매 GBP 에 1.28423 06/11/2020	3,237	(28)	(0.00)
구입 EUR 판매 USD 에 0.85037 06/11/2020	3,089	(28)	(0.00)
구입 USD 판매 CNY 에 0.14859 06/11/2020	5,478	(29)	(0.00)
구입 AUD 판매 USD 에 1.41613 06/11/2020	7,415	(33)	(0.00)
구입 EUR 판매 USD 에 0.84588 06/11/2020	3,495	(50)	(0.00)
구입 EUR 판매 AUD 에 0.60190 12/11/2020	22,584	(53)	(0.00)
구입 EUR 판매 USD 에 0.84534 06/11/2020	7,352	(111)	(0.00)
구입 EUR 판매 USD 에 0.85559 03/12/2020	49,868	(126)	(0.00)
구입 EUR 판매 USD 에 0.84583 16/11/2020	8,793	(126)	(0.00)
구입 NOK 판매 USD 에 9.47458 06/11/2020	28,305	(182)	(0.00)
구입 USD 판매 SEK 에 0.11088 06/11/2020	15,424	(223)	(0.00)
구입 EUR 판매 USD 에 0.84324 12/11/2020	12,903	(224)	(0.00)
구입 EUR 판매 USD 에 0.85346 06/11/2020	53,112	(298)	(0.00)
구입 NOK 판매 EUR 에 10.85198 16/11/2020	87,758	(2,067)	(0.00)
구입 EUR 판매 GBP 에 1.09720 16/11/2020	213,995	(2,792)	(0.00)
구입 EUR 판매 JPY 에 0.00803 19/11/2020	170,232	(3,651)	(0.00)
구입 EUR 판매 USD 에 0.84567 19/11/2020	511,300	(7,363)	(0.01)
구입 EUR 판매 USD 에 0.84568 19/11/2020	693,952	(9,987)	(0.01)
구입 EUR 판매 GBP 에 1.10323 19/11/2020	4,219,625	(31,947)	(0.03)
		(54,129)	**(0.05)**

선물

	CCY	기본 노출	미실현 이익 / (손실) EUR	% 순자산
Euro-Bund Bond Future 08/12/2020	EUR	321,472	1,946	0.00
FTSE 250 Index Future 18/12/2020	GBP	(65,058)	1,470	0.00
미국 10 년 Ultra Bond Future 21/12/2020	USD	(20,819)	263	0.00
Euro-Bobl Bond Future 08/12/2020	EUR	47,440	89	0.00
Long Gilt Bond Future 29/12/2020	GBP	(15,837)	65	0.00
US Long Bond Future 21/12/2020	USD	(2,696)	59	0.00
US Treasury Note 5 Year Bond Future 31/12/2020	USD	2,618	(5)	(0.00)
Euro-BTP Bond Future 08/12/2020	EUR	(104,815)	(628)	(0.00)
Euro Buxl 30 Year Bond Future 08/12/2020	EUR	(40,313)	(976)	(0.00)
S&P TSX 60 Index Future 17/12/2020	CAD	2,802,135	(90,821)	(0.08)
E-Mini Russ 1000 Index Future 18/12/2020	USD	4,929,387	(140,204)	(0.13)
MSCI Europe Index Future 18/12/2020	EUR	2,088,331	(151,239)	(0.14)
			(379,981)	**(0.34)**

금리 스왑

	CCY	기본 노출	미실현 이익 / (손실) EUR	% 순자산
Pay fixed 0.5986% receive float. (6m WIBO) 08/06/2025	PLN	103,696	(153)	(0.00)
Pay fixed 0.68% receive float. (6m WIBO) 11/05/2025	PLN	101,611	(233)	(0.00)
			(386)	**(0.00)**

현재 투자종목 명세서서 2020년 10월 31일

	CCY	Contracts	시장 가격 EUR	% 순자산
옵션				
구입 풋 HSI 지수 22000 29/06/2021	HKD	1	603	0.00
구입 풋 HSI 지수 21600 29/06/2021	HKD	1	283	0.00
구입 풋 한국 Kospi 200 지수 285 10/06/2021	KRW	18,747	210	0.00
구입 풋 HSCEI 지수 8300 29/09/2021	HKD	1	161	0.00
구입 풋 한국 KOSPI 200 지수 280 10/06/2021	KRW	9,211	91	0.00
			1,348	0.00

	CCY	기본 노출	미실현 이익 / (손실) EUR	% 순자산
인플레이션 스왑				
Receive fixed 1.975% pay float. (US CPI) 15/10/2030	USD	2,710	0	0.00
Receive fixed 1.754% pay float. (US CPI) 03/08/2030	USD	6,253	(177)	(0.00)
			(177)	(0.00)
기타 자산 및 부채			10,657,021	9.55
순자산			111,646,369	100.00

지역별 배분

국가	국가 코드	% 순자산
미국	US	26.65
룩셈부르크	LU	20.18
영국	GB	9.44
아일랜드	IE	6.31
일본	JP	4.58
독일	DE	4.10
프랑스	FR	3.04
네덜란드	NL	2.97
중국	CN	2.14
스위스	CH	1.43
스웨덴	SE	1.35
스페인	ES	1.09
홍콩	HK	0.67
노르웨이	NO	0.62
덴마크	DK	0.59
인도네시아	ID	0.54
핀란드	FI	0.53
싱가포르	SG	0.51
이탈리아	IT	0.45
태국	TH	0.44
인도	IN	0.43
대만	TW	0.43
한국	KR	0.40
호주	AU	0.39
벨기에	BE	0.23
말레이시아	MY	0.22
필리핀	PH	0.17
남아프리카 공화국	ZA	0.14
이스라엘	IL	0.13
오스트리아	AT	0.09
캐나다	CA	0.09
버뮤다	BM	0.08
모나코	MC	0.07
초 국가	SU	0.07
베트남	VN	0.07
러시아	RU	0.07
멕시코	MX	0.05
포르투갈	PT	0.04
뉴질랜드	NZ	0.03
브라질	BR	0.03
키프로스	CY	0.02
카자흐스탄	KZ	0.02
스리랑카	LK	0.01
Saudi Arabia	SA	0.00
케이맨 제도	KY	0.00
버진 아일랜드 (영국령)	VG	0.00
현금 및 기타 순자산		9.08

Fidelity Institutional Target™ 2050 (Euro) Fund [1,4,5]

현재 투자종목 명세서서 2020년 10월 31일

공인된 주식 또는 공식 증권거래소에서 거래됨

에너지

	국가 코드	CCY	주식 또는 명목	시장 가격 EUR순	% 자산
Equinor	NO	NOK	33,682	367,600	0.25
Total	FR	EUR	13,112	338,546	0.23
Royal Dutch Shell (B)	NL	GBP	27,101	279,945	0.19
Marathon Petroleum	US	USD	8,612	211,177	0.14
SBM Offshore	NL	EUR	12,860	177,977	0.12
John Wood Group	GB	GBP	57,164	134,816	0.09
Chevron	US	USD	1,572	92,425	0.06
PTT	TH	THB	100,548	85,649	0.06
CNOOC	CN	HKD	76,629	59,983	0.04
Cairn Energy	GB	GBP	29,016	44,847	0.03
Royal Dutch Shell (A) (NL)	NL	EUR	4,022	43,773	0.03
Reliance Industries	IN	INR	1,760	41,830	0.03
Diversified Gas & Oil	US	GBP	31,197	38,782	0.03
China Petroleum & Chemical (H)	CN	HKD	113,092	37,847	0.03
Lundin Energy	SE	SEK	2,080	34,110	0.02
Galp Energia SGPS	PT	EUR	4,384	30,489	0.02
Jadestone Energy	SG	GBP	51,111	26,142	0.02
China Shenhua Energy (H)	CN	HKD	17,362	25,814	0.02
PetroChina (H)	CN	HKD	52,058	12,526	0.01
Reabold Resources	GB	GBP	1,742,141	11,332	0.01
Kosmos Energy	US	GBP	11,231	10,271	0.01
CGG	FR	EUR	15,115	7,249	0.00
Longboat Energy	GB	GBP	6,971	6,821	0.00
Sinopec Kantons Holdings	HK	HKD	18,966	5,889	0.00
Star Petroleum Refining	TH	THB	25,991	3,782	0.00
Senex Energy	AU	AUD	19,747	3,516	0.00
China Oilfield Services (H)	CN	HKD	5,256	2,721	0.00
Cooper Energy	AU	AUD	11,750	2,232	0.00
Reliance Industries	IN	INR	85	1,156	0.00
				2,139,247	**1.43**

유틸리티

	국가 코드	CCY	주식 또는 명목	시장 가격 EUR순	% 자산
Greencoat Renewables	IE	EUR	526,218	615,675	0.41
NextEra Energy	US	USD	9,208	583,201	0.39
National Grid	GB	GBP	53,057	542,167	0.36
Renewables Infrastructure Group	GB	GBP	359,652	540,674	0.36
Enel	IT	EUR	39,759	271,715	0.18
Engie	FR	EUR	20,681	214,777	0.14
Fortum	FI	EUR	10,748	173,579	0.12
US Solar Fund	GB	USD	157,221	133,261	0.09
American Water Works	US	USD	1,006	130,699	0.09
Exelon	US	USD	3,512	120,029	0.08
CMS Energy	US	USD	2,140	116,987	0.08
Italgas	IT	EUR	10,358	51,398	0.03
RWE	DE	EUR	1,530	48,633	0.03
United Utilities Group	GB	GBP	4,970	47,710	0.03
Tenaga Nasional	MY	MYR	17,379	34,239	0.02
Power Grid Corporation of (India)	IN	INR	14,940	29,551	0.02
Mega First	MY	MYR	20,285	29,160	0.02
First Gen	PH	PHP	55,392	27,996	0.02
Rubis	FR	EUR	873	24,615	0.02
Cikarang Listrindo	ID	IDR	594,212	20,810	0.01
Guangdong Investment	HK	HKD	9,524	12,124	0.01
China Resources Power Holdings	HK	HKD	13,075	11,680	0.01
PTC India	IN	INR	13,015	7,073	0.00
Huadian Power International (H)	CN	HKD	32,488	6,915	0.00
West Holdings	JP	JPY	222	6,512	0.00
China Resources Gas Group	HK	HKD	1,663	6,196	0.00
CK Infrastructure Holdings	HK	HKD	1,348	5,456	0.00
Tianjin Development Holdings	HK	HKD	8,302	1,270	0.00
				3,814,102	**2.55**

소재

	국가 코드	CCY	주식 또는 명목	시장 가격 EUR순	% 자산
Air Products and Chemicals	US	USD	2,285	540,173	0.36
BHP Group (UK)	AU	GBP	19,344	320,520	0.21
FMC	US	USD	3,329	292,973	0.20
Arcelormittal	LU	EUR	23,384	272,474	0.18
Air Liquide	FR	EUR	1,876	235,410	0.16
Celanese	US	USD	1,788	172,646	0.12
DuPont de Nemours	US	USD	3,074	149,461	0.10
Victrex	GB	GBP	5,779	118,552	0.08
Endeavour Mining	MC	CAD	5,404	111,847	0.07
Shin-Etsu Chemical	JP	JPY	968	110,998	0.07
NOF	JP	JPY	2,474	79,831	0.05
LafargeHolcim	CH	CHF	2,105	77,601	0.05
Kansai Paint	JP	JPY	3,312	73,358	0.05
Anglo American	GB	GBP	3,445	69,378	0.05
Kenmare Resources	IE	GBP	21,202	68,369	0.05
Fuchs Petrolub (Pref'd)	DE	EUR	1,472	65,022	0.04
SIG Combibloc Group	CH	CHF	3,485	61,542	0.04
Synthomer	GB	GBP	13,053	54,747	0.04
Siam Cement	TH	THB	5,809	53,929	0.04
Sibanye Stillwater	ZA	ZAR	19,363	48,032	0.03
Essentra	GB	GBP	17,439	47,817	0.03
Huhtamaki	FI	EUR	961	40,273	0.03
Wienerberger	AT	EUR	1,827	39,581	0.03
Verallia	FR	EUR	1,485	35,500	0.02
Rhi Magnesita	AT	GBP	1,238	35,247	0.02
Boliden (B)	SE	SEK	1,269	29,804	0.02
Sumitomo Bakelite	JP	JPY	1,158	28,126	0.02
Sumitomo Metal Mining	JP	JPY	999	26,644	0.02
Baoshan Iron & Steel (A)	CN	CNY	35,609	24,394	0.02
ATA IMS	MY	MYR	56,357	24,317	0.02
Fujimi	JP	JPY	778	23,783	0.02
Anhui Conch Cement (A)	CN	CNY	3,463	22,620	0.02
Nickel Mines	AU	AUD	40,207	21,703	0.01
Glencore	CH	GBP	12,391	21,481	0.01
Harmony Gold Mining	ZA	ZAR	5,070	21,372	0.01
Korea Zinc	KR	KRW	69	20,033	0.01
Nabaltec	DE	EUR	978	19,457	0.01
BHP Group	AU	AUD	923	18,886	0.01
Scientex	MY	MYR	7,048	17,309	0.01
Air Water	JP	JPY	1,225	15,029	0.01
Merdeka Copper Gold	ID	IDR	130,738	13,996	0.01
Indocement Tunggal Prakarsa (A)	ID	IDR	19,550	13,848	0.01
UltraTech Cement	IN	INR	230	12,162	0.01
Evolution Mining	AU	AUD	3,541	11,895	0.01
West China Cement	CN	HKD	89,616	11,430	0.01
Fufeng Group	CN	HKD	40,669	11,053	0.01
Fuso Chemical	JP	JPY	318	9,344	0.01
Jiangxi Copper (H)	CN	HKD	9,036	9,254	0.01
TOA Paint Thailand	TH	THB	10,102	8,952	0.01
POSCO	KR	KRW	43	6,835	0.00
Lotte Chemical Titan Holding	MY	MYR	15,360	6,603	0.00
Sahamitr Pressure Container	TH	THB	20,693	6,423	0.00
Ivanhoe Mines	CA	CAD	1,788	5,879	0.00
Beijing Oriental Yuhong Waterproof Technology (A)	CN	CNY	1,229	5,860	0.00
Aluminum Corp of China	CN	HKD	30,864	5,782	0.00
Angang Steel (H)	CN	HKD	21,428	5,398	0.00
Skshu Paint (A)	CN	CNY	256	4,868	0.00
Gold Road Resources	AU	AUD	5,840	4,683	0.00
Shenzhen YUTO Packaging Technology	CN	CNY	1,088	4,132	0.00
Westgold Resources	AU	AUD	2,549	3,978	0.00
Saracen Mineral Holdings	AU	AUD	1,066	3,629	0.00
Greatview Aseptic Packaging	CN	HKD	9,138	3,359	0.00
Skshu Paint (A)	CN	CNY	141	2,673	0.00
Blackstone Minerals	AU	AUD	12,532	2,611	0.00
Wonik Materials	KR	KRW	127	2,543	0.00
St Barbara	AU	AUD	1,340	2,158	0.00
Hansol Chemical	KR	KRW	18	1,880	0.00
Shenzhen YUTO Packaging Technology	CN	CNY	427	1,623	0.00
Baoshan Iron & Steel (A)	CN	CNY	2,280	1,562	0.00
Daiken	JP	JPY	85	1,366	0.00
Bardoc Gold	AU	AUD	30,744	1,340	0.00
Musgrave Minerals	AU	AUD	2,699	799	0.00
Osaka Organic Chemical Industry	JP	JPY	27	612	0.00
				3,698,769	**2.48**

산업재

	국가 코드	CCY	주식 또는 명목	시장 가격 EUR순	% 자산
Wolters Kluwer	NL	EUR	9,728	676,843	0.45
Siemens	DE	EUR	6,275	631,862	0.42
Norfolk Southern	US	USD	2,688	476,535	0.32
SKF	SE	SEK	24,109	424,149	0.28
Allison Transmission Holdings	US	USD	13,605	414,431	0.28
Epiroc	SE	SEK	29,529	363,834	0.24
RELX	GB	EUR	19,090	324,627	0.22
Johnson Controls International	US	USD	8,606	308,918	0.21
TransUnion	US	USD	4,313	292,944	0.20
XPO Logistics	US	USD	3,493	267,815	0.18
DCC	IE	GBP	4,763	266,086	0.18
Doric Nimrod Air Three (Pref'd)	GB	GBP	611,089	261,602	0.18
MISUMI Group	JP	JPY	9,191	234,397	0.16
Daikin Industries	JP	JPY	1,368	219,712	0.15
Kansas City Southern	US	USD	1,455	218,736	0.15
Oshkosh	US	USD	3,548	205,908	0.14
Harmonic Drive Systems	JP	JPY	3,472	197,457	0.13
FANUC	JP	JPY	1,073	194,910	0.13
Doric Nimrod Air Two Perpetual (Pref'd)	GB	GBP	224,849	182,511	0.12
United Rentals	US	USD	1,159	175,859	0.12
Meggitt	GB	GBP	57,662	175,230	0.12
Amedeo Air Four Plus	GB	GBP	463,600	167,534	0.11
Nidec	JP	JPY	1,892	163,864	0.11
Casella Waste Systems	US	USD	3,274	155,069	0.10

* 이사회 결정으로 가격이 책정된 유가증권.

전체 주식 목록은 6페이지에 나와 있습니다.

별첨 재무제표에 대한 주석은 본 재무제표의 중요한 일부입니다. 투자종목 명세서 및 지역별 ㎎의 순자산 비율은 반올림되었습니다.

현재 투자종목 명세서서 2020년 10월 31일

	국가 코드	CCY	주식 또는 명목	시장 가격 EUR순	% 자산
Makita	JP	JPY	3,920	148,776	0.10
Sandvik	SE	SEK	9,525	145,781	0.10
JB Hunt Transport Services	US	USD	1,376	142,956	0.10
ITOCHU	JP	JPY	6,862	141,523	0.09
FTI Consulting	US	USD	1,643	139,822	0.09
Recruit Holdings	JP	JPY	4,272	139,687	0.09
Vinci	FR	EUR	1,997	135,452	0.09
WW Grainger	US	USD	444	132,896	0.09
Fortive	US	USD	2,497	131,971	0.09
SMC	JP	JPY	280	128,042	0.09
L3Harris Technologies	US	USD	843	114,921	0.08
Aalberts	NL	EUR	3,954	114,037	0.08
Wizz Air Holdings	CH	GBP	3,175	112,759	0.08
Daifuku	JP	JPY	1,150	101,847	0.07
Miura	JP	JPY	2,463	99,631	0.07
ManpowerGroup	US	USD	1,518	87,828	0.06
Air Lease	US	USD	3,415	79,899	0.05
Balfour Beatty	GB	GBP	28,794	68,387	0.05
DKSH Holding	CH	CHF	1,048	57,926	0.04
Techtronic Industries	HK	HKD	4,934	56,958	0.04
Alpha Financial Markets Consulting	GB	GBP	23,315	55,739	0.04
Flughafen Zuerich	CH	CHF	476	55,125	0.04
Morgan Advanced Materials	GB	GBP	19,322	53,712	0.04
Sany Heavy Industry (A)	CN	CNY	15,196	50,647	0.03
Varta	DE	EUR	452	48,675	0.03
Safran	FR	EUR	526	47,637	0.03
RELX	GB	GBP	2,664	45,241	0.03
Inspired Energy	GB	GBP	315,135	44,677	0.03
THK	JP	JPY	1,894	43,109	0.03
UT Group	JP	JPY	1,591	42,591	0.03
Airports of Thailand	TH	THB	27,205	38,629	0.03
Assa Abloy	SE	SEK	2,044	37,692	0.03
SITC International Holdings	HK	HKD	26,205	34,734	0.02
Singapore Technologies Engineering	SG	SGD	15,796	34,664	0.02
Zhuzhou CRRC Times Electric (H)	CN	HKD	12,406	32,776	0.02
Inwido	SE	SEK	3,596	32,762	0.02
Yaskawa Electric	JP	JPY	967	32,267	0.02
Secom	JP	JPY	418	30,310	0.02
International Container Terminal Services	PH	PHP	13,990	28,531	0.02
Arwana Citramulia	ID	IDR	961,006	27,954	0.02
Kerry Logistics Network	HK	HKD	15,579	27,918	0.02
LISI	FR	EUR	1,984	27,538	0.02
Weichai Power (A)	CN	CNY	13,974	27,125	0.02
Clarkson	GB	GBP	1,212	27,089	0.02
SHO-BOND Holdings	JP	JPY	638	26,438	0.02
Simplybiz Group	GB	GBP	16,725	25,663	0.02
Hitachi Construction Machinery	JP	JPY	1,191	25,202	0.02
Hitachi Transport System	JP	JPY	889	24,194	0.02
Penta-Ocean Construction	JP	JPY	4,042	22,014	0.01
Hazama Ando	JP	JPY	3,884	20,729	0.01
Siemens Energy	DE	EUR	1,097	20,630	0.01
LT Group	PH	PHP	91,261	18,677	0.01
CKD	JP	JPY	1,266	18,091	0.01
Trusco Nakayama	JP	JPY	750	16,601	0.01
Cebu Air	PH	PHP	23,145	15,926	0.01
Makuake	JP	JPY	162	15,751	0.01
COMSYS Holdings	JP	JPY	670	14,632	0.01
Caverion	FI	EUR	2,510	14,134	0.01
Raito Kogyo	JP	JPY	1,113	13,556	0.01
Ayala	PH	PHP	951	12,867	0.01
Sinotruk (Hong Kong)	CN	HKD	5,771	12,661	0.01
Raksul	JP	JPY	294	12,299	0.01
Kung Long Batteries Industrial	TW	TWD	2,926	12,039	0.01
Beijing Capital International Airport (H)	CN	HKD	22,755	11,933	0.01
Senior	GB	GBP	18,848	11,485	0.01
Sinotrans (H)	CN	HKD	44,801	11,387	0.01
Sohgo Security Services	JP	JPY	278	11,108	0.01
Daqin Railway (A)	CN	CNY	13,384	11,002	0.01
Pacific Basin Shipping	HK	HKD	78,720	9,865	0.01
Country Garden Services Holdings	CN	HKD	1,823	9,852	0.01
Sany Heavy Industry (A)	CN	CNY	2,937	9,788	0.01
Titan Wind Energy Suzhou	CN	CNY	10,511	9,683	0.01
Sumitomo Densetsu	JP	JPY	463	9,478	0.01
Greentown Service Group	CN	HKD	9,529	8,976	0.01
Yamazen	JP	JPY	1,041	8,761	0.01
Weichai Power (H)	CN	HKD	5,286	8,601	0.01
Fuji Electric	JP	JPY	323	8,416	0.01
SBS Transit	SG	SGD	4,533	8,125	0.01
Prestige International	JP	JPY	1,105	8,076	0.01
Guangshen Railway (H)	CN	HKD	55,060	7,873	0.01
Sankyu	JP	JPY	243	7,460	0.00
Dynasty Ceramic	TH	THB	115,644	7,324	0.00
MonotaRO	JP	JPY	152	7,213	0.00
Sino-Thai Engineering & Construction	TH	THB	25,762	7,145	0.00
TechnoPro Holdings	JP	JPY	132	7,064	0.00
Service Stream	AU	AUD	5,809	7,031	0.00
Surya Pertiwi	ID	IDR	294,379	6,890	0.00
Kito	JP	JPY	598	6,334	0.00
Air China (H)	CN	HKD	11,319	6,283	0.00
Nihon Flush	JP	JPY	564	6,251	0.00
Sime Darby	MY	MYR	12,130	6,038	0.00
Shanghai M&G Stationery	CN	CNY	578	5,958	0.00
China Southern Airlines (H)	CN	HKD	13,135	5,901	0.00
Hyundai Mipo Dockyard	KR	KRW	275	5,881	0.00
Muhibbah Engineering	MY	MYR	38,544	5,812	0.00
CIMC Enric Holdings	HK	HKD	14,229	5,751	0.00
Sinopec Engineering Group (H)	CN	HKD	16,879	5,630	0.00
Nomura	JP	JPY	950	5,274	0.00
Kubota	JP	JPY	340	5,074	0.00
Rozetta	JP	JPY	298	4,890	0.00
Ushio	JP	JPY	504	4,837	0.00
Raiznext	JP	JPY	481	4,789	0.00
Nippo	JP	JPY	203	4,490	0.00
Trancom	JP	JPY	72	4,418	0.00
Daiho	JP	JPY	148	4,092	0.00
Sekisui Jushi	JP	JPY	235	4,078	0.00
Abist	JP	JPY	183	4,014	0.00
Hong Leong Industries	MY	MYR	2,538	3,910	0.00
Aeon Delight	JP	JPY	165	3,733	0.00
Takuma	JP	JPY	279	3,670	0.00
Sanwa Holdings	JP	JPY	373	3,657	0.00
China State Construction Engineering	CN	CNY	5,028	3,301	0.00
Keppel	SG	SGD	1,174	3,238	0.00
Taikisha	JP	JPY	144	3,212	0.00
Qingdao Port International	CN	HKD	6,480	3,160	0.00
TOKAI Holdings	JP	JPY	371	3,155	0.00
Cardig Aero Services	ID	IDR	259,987	3,023	0.00
KEC International	IN	INR	721	2,710	0.00
Techno Smart	JP	JPY	344	2,496	0.00
Nitta	JP	JPY	131	2,378	0.00
China Railway Group (H)	CN	HKD	6,020	2,378	0.00
Nitto Boseki	JP	JPY	74	2,333	0.00
Geumhwa PSC	KR	KRW	108	2,281	0.00
BOC Aviation	SG	HKD	420	2,229	0.00
Weichai Power (A)	CN	CNY	844	1,637	0.00
NARI Technology	CN	CNY	603	1,608	0.00
Nippon Road Co	JP	JPY	23	1,436	0.00
Monalisa Group	CN	CNY	343	1,319	0.00
Koentec	KR	KRW	203	1,298	0.00
Anhui Heli Co	CN	CNY	671	1,214	0.00
Hirano Tecseed/Kinzoku	JP	JPY	83	1,055	0.00
Business Online	TH	THB	4,468	725	0.00
China Index Holdings ADR	CN	USD	509	563	0.00
TK Group Holdings	CN	HKD	1,740	444	0.00
Kosaido	JP	JPY	30	150	0.00
				10,933,822	7.32

정보 기술

Microsoft	US	USD	10,321	1,784,984	1.19
Alphabet (A)	US	USD	1,027	1,430,356	0.96
Facebook	US	USD	4,058	924,723	0.62
Apple	US	USD	9,785	914,372	0.61
Visa	US	USD	4,579	708,697	0.47
SAP	DE	EUR	6,598	603,681	0.40
NXP Semiconductors	NL	USD	4,430	509,906	0.34
Fidelity National Information Services	US	USD	4,545	485,109	0.32
Salesforce.com	US	USD	2,339	464,544	0.31
Alphabet	US	USD	313	437,994	0.29
Taiwan Semiconductor Manufacturing	TW	TWD	33,085	429,445	0.29
Intel	US	USD	11,218	423,173	0.28
Tencent Holdings	CN	HKD	6,066	397,024	0.27
Fiserv	US	USD	4,882	396,114	0.27
Samsung Electronics	KR	KRW	7,066	304,725	0.20
Qualcomm	US	USD	2,806	296,650	0.20
Keyence	JP	JPY	709	276,514	0.19
Capgemini	FR	EUR	2,757	273,282	0.18
Oracle	US	USD	5,560	267,076	0.18
SS&C Technologies Holdings	US	USD	5,045	257,051	0.17
IPG Photonics	US	USD	1,422	227,779	0.15
Workday	US	USD	1,252	226,834	0.15
SYNNEX	US	USD	1,989	224,262	0.15
VMware	US	USD	1,975	217,105	0.15
Sage Group	GB	GBP	30,524	215,726	0.14
Lam Research	US	USD	722	214,229	0.14
CDW	US	USD	1,735	181,943	0.12
Murata Manufacturing	JP	JPY	2,917	176,307	0.12
Shimadzu	JP	JPY	6,484	159,148	0.11
Cognex	US	USD	2,569	145,385	0.10
Tokyo Electron	JP	JPY	609	140,467	0.09
Micron Technology	US	USD	3,228	137,763	0.09

현재 투자종목 명세서서 2020년 10월 31일

	국가 코드	CCY	주식 또는 명목	시장 가격 EUR순	% 자산
Azbil	JP	JPY	3,786	131,967	0.09
Coherent	US	USD	1,208	129,540	0.09
Nutanix	US	USD	5,989	125,539	0.08
Disco	JP	JPY	523	121,201	0.08
Check Point Software Technologies (H)	IL	USD	1,181	115,724	0.08
Dell Technologies	US	USD	2,250	115,468	0.08
Western Digital	US	USD	3,495	111,161	0.07
Littelfuse	US	USD	622	106,646	0.07
TDK	JP	JPY	1,031	104,113	0.07
Applied Materials	US	USD	2,040	103,061	0.07
Z Holdings	JP	JPY	16,867	101,026	0.07
Entegris	US	USD	1,493	96,187	0.06
RingCentral	US	USD	440	96,071	0.06
Telefonaktiebolaget LM Ericsson	SE	SEK	9,857	94,492	0.06
Ciena	US	USD	2,760	93,048	0.06
Xilinx	US	USD	880	88,881	0.06
Cisco Systems	US	USD	2,819	86,201	0.06
Hamamatsu Photonics KK	JP	JPY	1,975	85,396	0.06
SK Hynix	KR	KRW	1,377	83,847	0.06
Infosys	IN	INR	6,741	82,667	0.06
Obic	JP	JPY	524	79,804	0.05
Amdocs	US	USD	1,567	75,581	0.05
New Relic	US	USD	1,432	75,179	0.05
Software	DE	EUR	2,432	74,823	0.05
Infineon Technologies	DE	EUR	3,078	73,558	0.05
MediaTek	TW	TWD	3,517	71,856	0.05
Advanced Energy Industries	US	USD	1,196	69,834	0.05
Yokogawa Electric	JP	JPY	5,500	69,374	0.05
MKS Instruments	US	USD	724	68,171	0.05
Rohm	JP	JPY	983	64,906	0.04
Citrix Systems	US	USD	602	59,111	0.04
Nomura Research Institute	JP	JPY	2,296	58,245	0.04
SDL	GB	GBP	7,247	55,603	0.04
MasterCard	US	USD	218	53,153	0.04
Aptitude Software Group	GB	GBP	9,857	52,608	0.04
Renesas Electronics	JP	JPY	6,928	49,146	0.03
DXC Technology	US	USD	2,952	45,757	0.03
Lenovo Group	CN	HKD	84,309	45,415	0.03
Otsuka	JP	JPY	1,141	45,094	0.03
Dialog Semiconductor	GB	EUR	1,299	42,579	0.03
Baidu ADR	CN	USD	364	41,201	0.03
Iriso Electronics	JP	JPY	1,235	40,358	0.03
Justsystems	JP	JPY	682	38,330	0.03
Alten	FR	EUR	542	37,217	0.02
AIXTRON	DE	EUR	3,836	37,113	0.02
SCREEN Holdings	JP	JPY	740	34,789	0.02
Sopra Steria Group	FR	EUR	333	33,931	0.02
NAVER	KR	KRW	149	32,753	0.02
Taiyo Yuden	JP	JPY	856	27,191	0.02
Elecom	JP	JPY	593	25,513	0.02
Sabre	US	USD	4,605	25,217	0.02
Sansan	JP	JPY	391	22,259	0.01
Hitachi	JP	JPY	766	22,168	0.01
Digital Garage	JP	JPY	673	20,554	0.01
Argo Graphics	JP	JPY	765	20,231	0.01
Samsung Electronics Perpetual (Pref'd)	KR	KRW	494	18,848	0.01
Fujitsu	JP	JPY	159	15,952	0.01
FPT	VN	VND	7,883	15,032	0.01
NEC	JP	JPY	343	14,819	0.01
Hon Hai Precision Industry	TW	TWD	6,083	14,173	0.01
giftee	JP	JPY	597	13,886	0.01
Tata Consultancy Services	IN	INR	419	12,927	0.01
Infosys ADR	IN	USD	1,056	12,828	0.01
Kamakura Shinsho	JP	JPY	1,419	12,055	0.01
Ai Holdings	JP	JPY	798	12,037	0.01
Sunny Optical Technology (H)	CN	HKD	826	11,778	0.01
Horiba	JP	JPY	278	11,731	0.01
Appen	AU	AUD	596	11,634	0.01
Hennge KK	JP	JPY	186	11,557	0.01
Eizo	JP	JPY	353	11,458	0.01
Redington India	IN	INR	7,563	11,348	0.01
Fabrinet	TH	USD	179	9,309	0.01
Infocom	JP	JPY	297	9,259	0.01
Information Services International-Dentsu	JP	JPY	151	8,167	0.01
Optex Group	JP	JPY	575	7,358	0.00
Advantech	TW	TWD	825	7,180	0.00
PT Metrodata Electronics	ID	IDR	72,884	6,840	0.00
Atea	NO	NOK	672	6,681	0.00
Tokyo Seimitsu	JP	JPY	230	6,666	0.00
NEC Networks & System Integration	JP	JPY	443	6,595	0.00
Venture	SG	SGD	541	6,551	0.00
Comture	JP	JPY	297	6,491	0.00
NET One Systems	JP	JPY	234	6,006	0.00
Shinko Electric Industries	JP	JPY	398	5,963	0.00
Hinduja Global Solutions	IN	INR	768	5,910	0.00
Powertech Technology	TW	TWD	2,278	5,789	0.00
ASM Pacific Technology	HK	HKD	649	5,618	0.00
My EG Services	MY	MYR	19,603	5,562	0.00
Tech Mahindra	IN	INR	580	5,465	0.00
Cognizant Technology Solutions	US	USD	84	5,164	0.00
Chatwork	JP	JPY	292	4,993	0.00
m-up Holdings	JP	JPY	237	4,947	0.00
Freee KK	JP	JPY	67	4,531	0.00
Chroma ATE	TW	TWD	1,049	4,292	0.00
Dip	JP	JPY	258	4,249	0.00
KoMiCo	KR	KRW	152	4,240	0.00
Netbay (F)	TH	THB	5,981	4,099	0.00
Samsung SDI	KR	KRW	12	4,016	0.00
Polytronics Technology	TW	TWD	1,449	4,009	0.00
China Railway Signal & Communication Corp (H)	CN	HKD	14,131	3,999	0.00
Itochu Techno-Solutions	JP	JPY	136	3,954	0.00
Alps Electric	JP	JPY	310	3,834	0.00
Amano	JP	JPY	175	3,531	0.00
Elite Material	TW	TWD	712	3,215	0.00
Mimasu Semiconductor Industry	JP	JPY	158	3,198	0.00
Hytera Communications (B)	CN	CNY	3,401	3,111	0.00
Spigen Korea	KR	KRW	65	3,080	0.00
Cyient	IN	INR	641	2,928	0.00
Ming Yuan Cloud Group Holdings	CN	HKD	758	2,776	0.00
Silergy	CN	TWD	49	2,571	0.00
Largan Precision	TW	TWD	25	2,237	0.00
Bengo4.com	JP	JPY	18	2,086	0.00
Nippon Ceramic	JP	JPY	91	1,894	0.00
Japan Material	JP	JPY	168	1,862	0.00
Computer Age Management Services	IN	INR	89	1,340	0.00
Siix	JP	JPY	85	864	0.00
Hangzhou Hikvision Digital Technology (A)	CN	CNY	103	597	0.00
SHIFT	JP	JPY	4	434	0.00
Fang Holdings ADR	CN	USD	7	63	0.00
				18,038,813	12.07

소비재

Amazon.com	US	USD	479	1,252,986	0.84
Charter Communications	US	USD	2,363	1,223,223	0.82
Publicis Groupe	FR	EUR	18,019	536,952	0.36
Prosus	NL	EUR	5,854	502,188	0.34
Alibaba Group Holding ADR	CN	USD	1,734	452,034	0.30
McDonald's	US	USD	2,414	439,173	0.29
Booking Holdings	US	USD	309	428,370	0.29
Nike	US	USD	3,545	365,794	0.24
Takeaway.com	NL	EUR	3,182	303,932	0.20
Lowe's Cos	US	USD	2,075	280,320	0.19
Altice USA	US	USD	10,817	250,599	0.17
Puma	DE	EUR	3,264	244,939	0.16
NVR	US	USD	62	214,000	0.14
Persimmon	GB	GBP	7,993	207,607	0.14
Pearson	GB	GBP	33,447	189,674	0.13
Shimano	JP	JPY	938	184,095	0.12
Liberty Media Group	US	USD	5,936	182,148	0.12
Alibaba Group Holding	CN	HKD	5,324	173,616	0.12
Burlington Stores	US	USD	995	163,843	0.11
Fast Retailing	JP	JPY	270	161,890	0.11
Service Corp International	US	USD	3,940	159,483	0.11
Dollar Tree	US	USD	1,974	152,786	0.10
ServiceMaster Global Holdings	US	USD	3,592	145,808	0.10
Naspers	ZA	ZAR	834	139,423	0.09
AutoZone	US	USD	141	136,487	0.09
Papa John's International	US	USD	1,884	122,871	0.08
Zhongsheng Group Holdings	CN	HKD	19,494	119,283	0.08
Activision Blizzard	US	USD	1,679	108,191	0.07
Advance Auto Parts	US	USD	841	105,526	0.07
Tapestry	US	USD	5,406	104,221	0.07
Midea Group (A)	CN	CNY	9,063	90,724	0.06
Koito Manufacturing	JP	JPY	2,154	89,193	0.06
Stanley Electric	JP	JPY	3,225	78,840	0.05
Nifco	JP	JPY	2,806	72,102	0.05
EssilorLuxottica	FR	EUR	659	69,946	0.05
Vistry Group	GB	GBP	11,469	69,504	0.05
Pan Pacific International Holdings	JP	JPY	3,638	66,401	0.04
Nokian Renkaat	FI	EUR	2,352	62,073	0.04
adidas	DE	EUR	237	60,341	0.04
ANTA Sports Products	CN	HKD	6,104	58,065	0.04
Porsche Automobil Holding Perpetual (Pref'd)	DE	EUR	1,208	55,546	0.04
Volkswagen (Pref'd)	DE	EUR	442	55,276	0.04
Team17 Group	GB	GBP	6,672	52,673	0.04
Shop Apotheke Europe	NL	EUR	353	50,296	0.03
D'ieteren	BE	EUR	1,165	50,141	0.03
Ryohin Keikaku	JP	JPY	2,774	49,992	0.03
Dongfeng Motor Group (H)	CN	HKD	79,706	48,191	0.03
Boozt	SE	SEK	3,457	47,995	0.03

현재 투자종목 명세서서 2020년 10월 31일

	국가 코드	CCY	주식 또는 명목	시장 가격 EUR순	% 자산
eBay	US	USD	1,167	47,533	0.03
New Oriental Education & Technology Group ADR	CN	USD	312	42,959	0.03
Musti Group	FI	EUR	2,168	42,648	0.03
Toyo Tire & Rubber	JP	JPY	3,240	41,272	0.03
Autoliv	SE	USD	628	41,014	0.03
Watches of Switzerland Group	GB	GBP	9,249	40,624	0.03
Basic-Fit	NL	EUR	1,951	40,583	0.03
Coats Group	GB	GBP	62,945	39,755	0.03
Fiat Chrysler Automobiles	GB	EUR	3,753	39,569	0.03
Yamaha	JP	JPY	960	39,069	0.03
Galaxy Entertainment Group	HK	HKD	6,752	38,288	0.03
4imprint Group	GB	GBP	1,646	37,877	0.03
HelloFresh	DE	EUR	764	35,102	0.02
Midea Group	CN	CNY	3,399	34,019	0.02
Seria	JP	JPY	913	30,253	0.02
Kendrion	NL	EUR	1,956	30,119	0.02
Gym Group	GB	GBP	18,911	29,018	0.02
Crystal International Group	HK	HKD	121,200	28,689	0.02
Cairn Homes	IE	EUR	34,628	27,183	0.02
Focus Media Information Technology	CN	CNY	22,541	27,035	0.02
THG Holding	GB	GBP	3,618	26,533	0.02
ScS Group	GB	GBP	12,448	26,437	0.02
Vivo Energy	GB	GBP	31,350	26,354	0.02
Headlam Group	GB	GBP	8,775	25,954	0.02
Shenzhou International Group Holdings	CN	HKD	1,732	25,830	0.02
Jollibee Foods	PH	PHP	8,394	25,308	0.02
DouYu International Holdings ADR	CN	USD	1,941	25,087	0.02
Hyundai Mobis	KR	KRW	141	24,321	0.02
Dream International	HK	HKD	77,996	23,053	0.02
Trip.com Group ADR	CN	USD	934	22,911	0.02
Suzuki Motor	JP	JPY	617	22,727	0.02
Denso	JP	JPY	541	21,645	0.01
Guangzhou Automobile Group (H)	CN	HKD	24,100	21,265	0.01
Selamat Sempurna	ID	IDR	246,391	20,042	0.01
HUYA ADR	CN	USD	1,036	19,546	0.01
JD.com	CN	HKD	506	17,651	0.01
Honda Motor	JP	JPY	864	17,576	0.01
Weifu High-Technology Group	CN	HKD	10,808	17,089	0.01
Baozun	CN	HKD	1,651	17,064	0.01
Brilliance China Automotive Holdings	HK	HKD	21,733	16,110	0.01
MR DIY Group (M)	MY	MYR	43,180	15,551	0.01
Somboon Advance Technology	TH	THB	40,525	14,812	0.01
Baozun ADR	CN	USD	452	14,224	0.01
Nojima	JP	JPY	573	13,811	0.01
SAIC Motor (A)	CN	CNY	4,429	13,166	0.01
Hostelworld Group	IE	GBP	21,930	12,192	0.01
Wilcon Depot	PH	PHP	45,961	11,656	0.01
China Yongda Automobiles Services Holdings	CN	HKD	9,297	11,345	0.01
Central Automotive Products	JP	JPY	598	10,011	0.01
Map Aktif Adiperkasa	ID	IDR	81,266	9,781	0.01
Oriental Land	JP	JPY	77	9,248	0.01
Chaowei Power Holdings	CN	HKD	30,783	9,097	0.01
MakeMyTrip	IN	USD	560	8,866	0.01
Xingda International Holdings	CN	HKD	39,798	8,803	0.01
Li Ning	CN	HKD	1,813	8,097	0.01
Wuhu Sanqi Interactive Entertainment	CN	CNY	1,968	7,486	0.01
Pacific Textiles Holdings	HK	HKD	14,988	7,332	0.00
Subaru	JP	JPY	449	7,081	0.00
Plan B Media	TH	THB	44,393	6,585	0.00
Chow Tai Fook Jewellery Group	HK	HKD	5,479	6,009	0.00
Sebang Global Battery	KR	KRW	273	5,700	0.00
Sabina	TH	THB	9,724	5,556	0.00
Fast Food Indonesia	ID	IDR	106,487	5,546	0.00
Chow Sang Sang Holdings International	HK	HKD	5,873	5,514	0.00
Gree Electric Appliances Inc of Zhuhai	CN	CNY	716	5,386	0.00
Jaya Bersama Indo	ID	IDR	331,968	5,385	0.00
Sony	JP	JPY	75	5,350	0.00
Astra Otoparts	ID	IDR	104,405	5,257	0.00
Shine Corporate	AU	AUD	10,006	5,190	0.00
Bestway Global Holding	CN	HKD	22,700	4,668	0.00
Texwinca Holdings	HK	HKD	35,462	4,615	0.00
Tianneng Power International	CN	HKD	3,260	4,558	0.00
Round One	JP	JPY	675	4,552	0.00
Teejay Lanka	LK	LKR	32,633	4,499	0.00
KIYO Learning	JP	JPY	47	4,436	0.00
Zhejiang Supor (A)	CN	CNY	466	4,219	0.00
Demae-Can	JP	JPY	154	3,913	0.00
ABC-Mart	JP	JPY	88	3,856	0.00
Vipshop Holdings ADR	CN	USD	215	3,835	0.00
Texhong Textile Group	HK	HKD	5,568	3,675	0.00
China Literature	CN	HKD	479	3,376	0.00
Rinnai	JP	JPY	39	3,275	0.00
Mitra Adiperkasa	ID	IDR	80,905	3,059	0.00
Xtep International Holdings	CN	HKD	10,151	2,950	0.00
Koshidaka Holdings	JP	JPY	888	2,851	0.00
Bapcor	AU	AUD	614	2,838	0.00
Nien Made Enterprise	TW	TWD	293	2,835	0.00
China South Publishing & Media Group (A)	CN	CNY	2,053	2,764	0.00
WPP AUNZ	AU	AUD	10,853	2,749	0.00
Kohnan Shoji	JP	JPY	88	2,579	0.00
SL	KR	KRW	228	2,514	0.00
Ichikoh Industries	JP	JPY	655	2,452	0.00
Com2uS	KR	KRW	27	2,310	0.00
China South Publishing & Media Group	CN	CNY	1,691	2,277	0.00
Fujibo Holdings	JP	JPY	72	2,162	0.00
Think Childcare	AU	AUD	3,528	2,151	0.00
ASKUL	JP	JPY	65	2,133	0.00
Yadea Group Holdings	CN	HKD	1,732	2,127	0.00
Taiwan Sakura	TW	TWD	1,311	1,943	0.00
China Dongxiang Group	CN	HKD	17,987	1,914	0.00
Parkson Retail Group	CN	HKD	74,599	1,849	0.00
Rakuten	JP	JPY	209	1,746	0.00
Skyworth Group	HK	HKD	7,495	1,684	0.00
Mercari	JP	JPY	44	1,581	0.00
JINS	JP	JPY	23	1,435	0.00
Bafang Electric Suzhou	CN	CNY	59	1,393	0.00
Embry Holdings	HK	HKD	12,180	1,352	0.00
Piolax	JP	JPY	80	1,009	0.00
Square Enix Holdings	JP	JPY	18	913	0.00
Fujitsu General	JP	JPY	33	782	0.00
Gree Electric Appliances of Zhuhai	CN	CNY	98	740	0.00
Bafang Electric Suzhou	CN	CNY	26	623	0.00
Hikari Tsushin	JP	JPY	3	584	0.00
Tokyo Radiator Manufacturing	JP	JPY	126	533	0.00
Twenty-four seven	JP	JPY	54	391	0.00
				11,722,610	7.85

소비재

Unilever	GB	EUR	14,355	696,941	0.47
Swedish Match	SE	SEK	9,127	591,013	0.40
British American Tobacco	GB	GBP	20,136	548,113	0.37
Walmart	US	USD	4,247	505,128	0.34
Coca-Cola	US	USD	11,899	488,419	0.33
Unilever	GB	GBP	8,437	413,167	0.28
Beiersdorf	DE	EUR	4,471	401,975	0.27
Tesco	GB	GBP	168,897	385,931	0.26
Nestle	CH	CHF	3,474	335,541	0.22
Associated British Foods	GB	GBP	15,950	301,056	0.20
L'Oreal	FR	EUR	1,020	283,121	0.19
Imperial Brands	GB	GBP	20,687	281,548	0.19
Koninklijke Ahold Delhaize	NL	EUR	9,088	214,388	0.14
Sprouts Farmers Market	US	USD	12,857	210,891	0.14
Monster Beverage	US	USD	3,193	209,815	0.14
Tyson Foods	US	USD	4,072	199,347	0.13
China Mengniu Dairy	HK	HKD	41,317	167,067	0.11
CP ALL	TH	THB	78,099	115,395	0.08
Archer-Daniels-Midland	US	USD	2,812	112,434	0.08
Pernod Ricard	FR	EUR	791	109,532	0.07
Coca-Cola European Partners	GB	USD	3,352	102,198	0.07
Kroger	US	USD	3,252	89,891	0.06
Bunge	US	USD	1,811	87,624	0.06
Britvic	GB	GBP	8,299	68,098	0.05
Kao	JP	JPY	976	59,687	0.04
Wm Morrison Supermarkets	GB	GBP	29,296	53,065	0.04
Royal Unibrew	DK	DKK	585	49,088	0.03
Kweichow Moutai	CN	CNY	181	38,830	0.03
Gudang Garam	ID	IDR	13,719	32,803	0.02
Thai Beverage	TH	SGD	84,421	30,805	0.02
Indofood Sukses Makmur	ID	IDR	72,101	29,301	0.02
Welcia Holdings	JP	JPY	848	28,579	0.02
Puregold Price Club	PH	PHP	38,114	27,881	0.02
Nongfu Spring	CN	HKD	5,617	22,071	0.01
Sakata Seed	JP	JPY	728	22,056	0.01
Kotobuki Spirits	JP	JPY	487	19,388	0.01
Tsuruha Holdings	JP	JPY	160	19,247	0.01
Charoen Pokphand (Indonesia)	ID	IDR	56,139	18,984	0.01
Uni-President China Holdings	CN	HKD	24,976	18,559	0.01
First Resources	SG	SGD	22,999	17,519	0.01
RFM	PH	PHP	201,385	16,821	0.01
Japfa	SG	SGD	40,917	16,595	0.01
Saigon Beer Alcohol Beverage	VN	VND	2,362	16,120	0.01
Vietnam Dairy Products	VN	VND	3,869	15,470	0.01
Osotspa	TH	THB	17,441	15,340	0.01
Hindustan Unilever	IN	INR	630	15,096	0.01
Sheng Siong	SG	SGD	13,972	14,665	0.01
Asian Seafoods Coldstorage	TH	THB	37,540	13,625	0.01
WH Group	HK	HKD	19,923	13,461	0.01
Kweichow Moutai (A)	CN	CNY	63	13,428	0.01
Yantai Changyu Pioneer Wine	CN	HKD	8,520	13,079	0.01
Shiseido	JP	JPY	219	11,651	0.01

현재 투자종목 명세서서 2020년 10월 31일

	국가 코드	CCY	주식 또는 명목	시장 가격 EUR순	% 자산
Heineken (Malaysia)	MY	MYR	3,032	11,274	0.01
Coles Group	AU	AUD	1,044	11,172	0.01
Carlsberg Brewery (Malaysia)	MY	MYR	2,697	10,293	0.01
Convenience Retail Asia	HK	HKD	18,513	8,915	0.01
Industri Jamu Dan Farmasi Sido Muncul	ID	IDR	185,509	8,671	0.01
Century Pacific Food	PH	PHP	30,104	8,286	0.01
Bumitama Agri	ID	SGD	29,924	8,178	0.01
Siam Makro	TH	THB	7,464	8,165	0.01
Dairy Farm International Holdings	HK	USD	2,494	8,066	0.01
Japfa Comfeed Indonesia	ID	IDR	126,842	7,843	0.01
Ultrajaya Milk Industry & Trading	ID	IDR	80,293	7,766	0.01
China Resources Beer Holdings	HK	HKD	1,438	7,657	0.01
Tingyi Cayman Islands Holding	CN	HKD	4,635	7,279	0.00
Laobaixing Pharmacy Chain	CN	CNY	758	6,963	0.00
China Foods	HK	HKD	18,846	5,535	0.00
Vinda International Holdings	HK	HKD	1,660	3,778	0.00
Shinnihonseiyaku	JP	JPY	173	3,751	0.00
Changshouhua Food	CN	HKD	7,711	3,456	0.00
Blackmores	AU	AUD	46	1,953	0.00
Ceylon Cold Stores	LK	LKR	528	1,648	0.00
Bestore	CN	CNY	145	1,074	0.00
Shenguan Holdings Group	CN	HKD	22,198	595	0.00
Sagami Rubber Industries	JP	JPY	55	535	0.00
				7,724,700	5.17
건강					
Sanofi	FR	EUR	15,633	1,209,501	0.81
Roche Holding	CH	CHF	2,819	778,294	0.52
Horizon Therapeutics	US	USD	11,096	712,370	0.48
Koninklijke Philips	NL	EUR	15,808	630,357	0.42
Novo Nordisk	DK	DKK	8,587	473,617	0.32
Baxter International	US	USD	6,718	446,125	0.30
AmerisourceBergen	US	USD	5,337	438,796	0.29
AbbVie	US	USD	6,012	434,730	0.29
UnitedHealth Group	US	USD	1,589	417,219	0.28
Thermo Fisher Scientific	US	USD	985	399,223	0.27
Fresenius Medical Care	DE	EUR	5,971	391,586	0.26
ICON	IE	USD	2,271	351,590	0.24
Zimmer Biomet Holdings	US	USD	3,083	349,110	0.23
HCA Healthcare	US	USD	2,947	312,574	0.21
Abbott Laboratories	US	USD	3,331	298,712	0.20
Stryker	US	USD	1,408	242,108	0.16
Boston Scientific	US	USD	8,031	238,057	0.16
Roche Holding (B)	CH	CHF	722	199,525	0.13
McKesson	US	USD	1,364	171,274	0.11
Genus	GB	GBP	3,728	170,021	0.11
Olympus	JP	JPY	8,870	145,769	0.10
Pfizer	US	USD	4,436	133,561	0.09
Mylan	US	USD	9,806	122,298	0.08
Santen Pharmaceutical	JP	JPY	7,927	121,283	0.08
Anthem	US	USD	458	107,824	0.07
CVS Health	US	USD	2,239	107,697	0.07
PerkinElmer	US	USD	925	101,790	0.07
Bayer	DE	EUR	2,472	99,780	0.07
Nippon Shinyaku	JP	JPY	1,370	84,059	0.06
Grifols ADR	ES	USD	5,593	80,415	0.05
Hoya	JP	JPY	796	77,128	0.05
Centene	US	USD	1,343	67,974	0.05
Sonova Holding	CH	CHF	327	66,640	0.04
Eisai	JP	JPY	936	62,470	0.04
Arena Pharmaceuticals	US	USD	808	59,503	0.04
Alexion Pharmaceuticals	US	USD	595	58,780	0.04
Ascendis Pharma ADR	DK	USD	402	55,720	0.04
Top Glove	MY	MYR	31,415	55,607	0.04
Krystal Biotech	US	USD	1,343	51,193	0.03
Apellis Pharmaceuticals	US	USD	1,834	50,411	0.03
Aprea Therapeutics	US	USD	2,525	47,679	0.03
Exelixis	US	USD	2,608	45,636	0.03
Korian	FR	EUR	1,664	40,233	0.03
As One	JP	JPY	271	33,631	0.02
Evotec	DE	EUR	1,454	32,982	0.02
CSL	AU	AUD	189	32,795	0.02
Innovent Biologics	CN	HKD	4,918	31,293	0.02
Sutro Biopharma	US	USD	2,866	31,185	0.02
LivaNova	GB	USD	684	29,385	0.02
MorphoSys	DE	EUR	326	28,583	0.02
Craneware	GB	GBP	1,490	25,767	0.02
Chularat Hospital	TH	THB	305,035	21,134	0.01
Granules India	IN	INR	4,632	20,559	0.01
Tempo Scan Pacific	ID	IDR	269,872	19,839	0.01
Otsuka Holdings	JP	JPY	482	15,332	0.01
Rajthanee Hospital	TH	THB	25,477	15,067	0.01
Medikaloka Hermina	ID	IDR	79,289	14,591	0.01
WuXi AppTec	CN	HKD	869	11,922	0.01
Hansoh Pharmaceutical Group	CN	HKD	2,997	11,510	0.01
Medical Data Vision	JP	JPY	565	11,406	0.01
Wuxi Biologics Cayman	CN	HKD	467	11,249	0.01
Fisher & Paykel Healthcare (AU)	NZ	AUD	554	10,959	0.01
Eiken Chemical	JP	JPY	643	10,565	0.01
Nihon Kohden	JP	JPY	387	10,401	0.01
China Resources Pharmaceutical Group	CN	HKD	23,080	9,900	0.01
China National Accord Medicines (A)	CN	CNY	1,486	9,480	0.01
Mega Lifesciences	TH	THB	9,757	9,300	0.01
Jiangsu Hengrui Medicine	CN	CNY	770	8,795	0.01
Shandong Weigao Group Medical Polymer (H)	CN	HKD	4,925	8,195	0.01
Ramsay Health Care	AU	AUD	174	6,544	0.00
China National Accord Medicines (B)	CN	HKD	2,172	5,309	0.00
I-Sens	KR	KRW	212	4,386	0.00
Shanghai Pharmaceuticals Holding (H)	CN	HKD	3,199	4,262	0.00
JMDC	JP	JPY	56	2,534	0.00
Hutchison China MediTech	HK	GBP	506	2,523	0.00
Vieworks	KR	KRW	97	2,111	0.00
China National Accord Medicines	CN	CNY	225	1,439	0.00
Interojo	KR	KRW	87	1,334	0.00
Peijia Medical	CN	HKD	343	956	0.00
Osprey Medical	US	AUD	7,495	90	0.00
				11,015,552	7.37
금융					
Fidelity US Quality Income UCITS ETF	IE	GBP	779,355	4,773,802	3.19
Hicl Infrastructure	GB	GBP	395,018	772,168	0.52
Legal & General Group	GB	GBP	303,002	622,620	0.42
JPMorgan Chase	US	USD	7,394	614,659	0.41
AXA	FR	EUR	41,781	576,580	0.39
Morgan Stanley	US	USD	13,471	551,092	0.37
Allianz	DE	EUR	3,205	484,147	0.32
DNB	NO	NOK	39,230	454,456	0.30
Amundi Physical Gold ETC	IE	USD	6,564	422,650	0.28
Bank OZK	US	USD	19,871	413,273	0.28
Hannover Rueck	DE	EUR	2,712	338,198	0.23
Arthur J Gallagher	US	USD	3,773	334,047	0.22
Prudential	GB	GBP	30,543	320,191	0.21
St James's Place	GB	GBP	31,625	316,199	0.21
Berkshire Hathaway	US	USD	1,801	310,408	0.21
3i Group	GB	GBP	27,381	292,584	0.20
Barclays	GB	GBP	240,580	285,056	0.19
Tradeweb Markets	US	USD	6,000	282,071	0.19
Zurich Insurance Group	CH	CHF	940	267,709	0.18
Tryg	DK	DKK	10,860	258,677	0.17
NN Group	NL	EUR	8,632	258,453	0.17
ABN AMRO Group	NL	EUR	33,488	235,958	0.16
Admiral Group	GB	GBP	7,706	235,639	0.16
First Republic Bank	US	USD	2,039	219,906	0.15
Discover Financial Services	US	USD	3,951	214,822	0.14
Willis Towers Watson	GB	USD	1,357	209,848	0.14
Bank Central Asia	ID	IDR	118,014	199,300	0.13
Virtu Financial	US	USD	10,888	197,745	0.13
AIA Group	HK	HKD	23,544	192,348	0.13
Deutsche Boerse	DE	EUR	1,501	189,689	0.13
Sampo	FI	EUR	5,809	188,200	0.13
Muenchener Rueckversicherungs-Gesellschaft	DE	EUR	934	187,487	0.13
HDFC Bank	IN	INR	13,169	180,534	0.12
Texas Capital Bancshares	US	USD	4,676	177,027	0.12
Assurant	US	USD	1,542	164,622	0.11
DBS Group Holdings	SG	SGD	12,858	164,547	0.11
SVB Financial Group	US	USD	651	159,205	0.11
Tokio Marine Holdings	JP	JPY	4,147	159,136	0.11
iShares Gold Producers UCITS ETF	IE	USD	10,112	138,918	0.09
Wells Fargo	US	USD	7,250	130,739	0.09
Fairfax Financial Holdings	CA	CAD	525	119,412	0.08
Travelers	US	USD	1,104	114,330	0.08
United Overseas Bank	SG	SGD	9,443	113,104	0.08
Oversea-Chinese Banking	SG	SGD	20,395	108,046	0.07
China Construction Bank (H)	CN	HKD	173,533	102,709	0.07
Bank Rakyat Indonesia Persero	ID	IDR	525,260	101,957	0.07
China Life Insurance (H)	CN	HKD	52,014	97,647	0.07
Northern Trust	US	USD	1,259	83,201	0.06
VZ Holding	CH	CHF	1,119	80,591	0.05
Swedbank	SE	SEK	5,263	70,898	0.05
Palomar Holdings	US	USD	895	68,461	0.05
Public Bank	MY	MYR	21,848	68,055	0.05
ING Groep	NL	EUR	11,520	67,496	0.05
Ageas	BE	EUR	1,923	66,448	0.04
Aflac	US	USD	2,140	61,786	0.04
ORIX	JP	JPY	6,050	60,772	0.04
Industrial & Commercial Bank of China (H)	CN	HKD	116,805	56,957	0.04
Arch Capital Group	BM	USD	2,158	56,305	0.04
Intermediate Capital Group	GB	GBP	4,214	54,875	0.04
Bank Mandiri Persero	ID	IDR	163,510	54,659	0.04
Goosehead Insurance	US	USD	525	53,988	0.04

현재 투자종목 명세서서 2020년 10월 31일

	국가 코드	CCY	주식 또는 명목	시장 가격 EUR순	% 자산
Van Lanschot Kempen	NL	EUR	3,122	53,695	0.04
Hamilton Lane	US	USD	895	53,143	0.04
Sberbank of Russia Perpetual (Pref'd)	RU	USD	23,546	49,191	0.03
Euronext	NL	EUR	546	48,894	0.03
Ping An Insurance Group (H)	CN	HKD	5,480	48,546	0.03
Housing Development Finance	IN	INR	1,996	44,501	0.03
Banca Generali	IT	EUR	1,767	43,118	0.03
IG Group Holdings	GB	GBP	4,928	41,699	0.03
Chailease Holding	TW	TWD	9,856	41,205	0.03
ASR Nederland	NL	EUR	1,565	40,855	0.03
SCOR	FR	EUR	1,891	39,440	0.03
ICICI Lombard General Insurance	IN	INR	2,616	37,388	0.03
Vienna Ins. Group Wiener Versicherung Gruppe	AT	EUR	2,092	36,444	0.02
KBC Ancora	BE	EUR	1,437	34,930	0.02
China Merchants Bank (H)	CN	HKD	7,719	34,530	0.02
Credit Agricole	FR	EUR	4,867	33,009	0.02
Agricultural Bank of China (H)	CN	HKD	110,222	31,971	0.02
Axis Bank	IN	INR	5,295	30,129	0.02
Zenkoku Hosho	JP	JPY	847	28,710	0.02
Bangkok Bank	TH	THB	10,556	28,035	0.02
E.Sun Financial Holding	TW	TWD	33,999	24,848	0.02
Draper Esprit	GB	GBP	3,432	23,126	0.02
HDFC Standard Life Insurance	IN	INR	3,300	22,518	0.02
Sparebanken Vest	NO	NOK	4,078	22,355	0.01
Bank Tabungan Pensiunan Nasional Syariah	ID	IDR	101,727	21,808	0.01
Commonwealth Bank of Australia	AU	AUD	511	21,266	0.01
Muangthai Capital	TH	THB	14,005	21,096	0.01
Sompo Holdings	JP	JPY	524	16,799	0.01
Kasikornbank (F)	TH	THB	7,991	16,709	0.01
BFI Finance Indonesia	ID	IDR	716,582	15,974	0.01
KB Financial Group	KR	KRW	482	14,801	0.01
Aruhi	JP	JPY	939	14,475	0.01
Bajaj Finance	IN	INR	368	14,116	0.01
CITIC Securities (H)	CN	HKD	7,366	13,721	0.01
Tisco Financial Group	TH	THB	6,834	13,271	0.01
LPI Capital	MY	MYR	4,909	12,955	0.01
China Minsheng Banking (H)	CN	HKD	25,748	12,096	0.01
Xtrackers Euro Stoxx 50 UCITS ETF	LU	EUR	267	11,941	0.01
Huatai Securities (H)	CN	HKD	8,215	11,423	0.01
China Cinda Asset Management (H)	CN	HKD	67,201	10,823	0.01
Westpac Banking 0.022% FRN 04/12/2020 EMTN	AU	EUR	9,922	9,926	0.01
Dah Sing Banking Group	HK	HKD	13,251	9,783	0.01
Noah Holdings ADR	CN	USD	387	8,709	0.01
Shinhan Financial Group	KR	KRW	343	7,986	0.01
SBI Holdings	JP	JPY	352	6,976	0.00
Shriram Transport Finance	IN	INR	857	6,879	0.00
Mega Financial Holding	TW	TWD	8,070	6,684	0.00
China International Capital (H)	CN	HKD	3,285	6,591	0.00
Samsung Fire & Marine Insurance	KR	KRW	48	6,550	0.00
Shriram City Union Finance	IN	INR	662	6,115	0.00
Kotak Mahindra Bank	IN	INR	329	5,893	0.00
Minkabu The Infonoid	JP	JPY	277	5,750	0.00
China Taiping Insurance Holdings	HK	HKD	3,798	4,922	0.00
HDFC Bank ADR	IN	USD	93	4,554	0.00
Muthoot Finance	IN	INR	281	4,007	0.00
Repco Home Finance	IN	INR	1,580	3,516	0.00
Hyundai Marine & Fire Insurance	KR	KRW	184	3,255	0.00
DB Insurance	KR	KRW	93	3,106	0.00
Korean Reinsurance	KR	KRW	516	2,907	0.00
LIC Housing Finance	IN	INR	873	2,860	0.00
Kiwoom Securities	KR	KRW	25	1,992	0.00
CIMB Group Holdings	MY	MYR	592	361	0.00
				19,411,283	12.99

부동산

Vonovia	DE	EUR	18,459	1,011,949	0.68
GCP Student Living REIT	GB	GBP	326,293	406,352	0.27
Prologis REIT	US	USD	3,678	313,191	0.21
Tritax EuroBox	GB	EUR	258,444	258,444	0.17
American Campus Communities REIT	US	USD	6,709	214,288	0.14
Invitation Homes REIT	US	USD	5,811	135,473	0.09
ADO Properties (A)	DE	EUR	3,879	83,718	0.06
Shurgard Self Storage	LU	EUR	2,191	80,181	0.05
UNITE Group REIT	GB	GBP	7,160	66,319	0.04
China Resources Land	HK	HKD	15,196	53,330	0.04
Ascendas Real Estate Investment Trust REIT	SG	SGD	25,818	46,780	0.03
China Overseas Land & Investment	HK	HKD	21,044	45,355	0.03
Healthcare Realty Trust REIT	US	USD	1,862	44,298	0.03
Urban & Civic	GB	GBP	18,388	41,914	0.03
Relo Group	JP	JPY	2,020	41,633	0.03
Open House	JP	JPY	1,282	37,504	0.03
Cromwell European REIT	SG	EUR	53,539	24,391	0.02
Urban Logistics REIT	GB	GBP	15,981	24,344	0.02
Keppel Pacific Oak US REIT	SG	USD	38,520	23,176	0.02
Land & Houses	TH	THB	125,447	22,054	0.01
Pakuwon Jati	ID	IDR	869,058	20,844	0.01
Ascendas India Trust	SG	SGD	25,431	20,802	0.01
City Developments	SG	SGD	4,963	19,793	0.01
Robinsons Land	PH	PHP	74,031	19,693	0.01
Supalai	TH	THB	43,824	18,916	0.01
Keppel DC REIT	SG	SGD	7,660	13,962	0.01
AREIT REIT	PH	PHP	29,627	13,424	0.01
Goodman Group REIT	AU	AUD	962	10,684	0.01
Link REIT	HK	HKD	1,599	10,472	0.01
KE Holdings ADR	CN	USD	156	9,329	0.01
SM Prime Holdings	PH	PHP	14,280	8,534	0.01
China Merchants Commercial REIT	HK	HKD	31,350	8,350	0.01
Central Pattana	TH	THB	7,835	8,272	0.01
Shimao Property Holdings	HK	HKD	2,454	7,460	0.00
Propnex	SG	SGD	15,147	5,999	0.00
Daibiru	JP	JPY	453	4,403	0.00
Heiwa Real Estate	JP	JPY	67	1,689	0.00
Cosmos Initia	JP	JPY	110	377	0.00
Shimao Services Holdings	CN	HKD	40	74	0.00
				3,177,771	2.13

폐쇄형 펀드

International Public Partnerships	GB	GBP	288,022	538,035	0.36
Greencoat UK Wind Funds	GB	GBP	347,396	520,704	0.35
Sequoia Economic Infrastructure Income Fund	GB	GBP	292,963	340,739	0.23
Starwood European Real Estate Finance	GB	GBP	170,718	162,301	0.11
CVC Credit Partners European Opportunities	GB	GBP	119,378	124,244	0.08
KKV Secured Loan Fund C	GB	GBP	268,530	99,728	0.07
Axiom European Financial Debt Fund	GB	GBP	96,828	94,207	0.06
TwentyFour Income Fund	GB	GBP	70,190	80,778	0.05
Oakley Capital Investments Fund	BM	GBP	26,402	74,714	0.05
KKV Secured Loan Fund	GB	GBP	389,526	57,389	0.04
Gemfields Group	GB	ZAR	175,944	11,625	0.01
				2,104,464	1.41

개방형 펀드

BlackRock Global Index Funds - iShares EM	LU	EUR	94,961	11,296,525	7.56
Goldman Sachs - SICAV I - GS Emerging Markets	LU	USD	572,016	9,873,596	6.61
Alma Capital Invest. Funds - AH&W US Large Cap	LU	USD	26,886	2,744,287	1.84
State Street Europe Value Spotlight Fund	LU	EUR	245,265	1,920,422	1.29
Majedie Asset Tortoise Fund (H)	IE	EUR	2,043,877	1,638,388	1.10
Assenagon Alpha Volatility	LU	EUR	1,312	1,564,813	1.05
Helium Fund - Helium Performance	LU	EUR	1,224	1,238,845	0.83
ADG Systematic Macro UCITS Fund E GBP	LU	GBP	8,983	943,840	0.63
Fidelity ILF - The US Dollar Fund - A-ACC-USD	IE	USD	31	487,071	0.33
Fidelity ILF - The Euro Fund - A-ACC-EUR	IE	EUR	24	330,388	0.22
Fulcrum Multi Asset Trend Fund	LU	EUR	3,894	288,140	0.19
				32,326,315	21.63

주식 연계 채권

HSBC (Kweichow Moutai (A)) ELN 12/04/2024	CN	USD	129	27,604	0.02
HSBC (Hangzhou Hikvision Digital (A)) ELN 08/2021	CN	USD	4,028	23,234	0.02
HSBC (Weichai Power (A)) ELN 07/05/2021	CN	USD	5,489	10,654	0.01
HSBC (China Nat'l. Accord Med (A)) ELN 15/10/2021	CN	USD	901	5,749	0.00
HSBC (China (S) Publish & Med (A)) ELN 23/11/2022	CN	USD	2,511	3,380	0.00
HSBC (Wuhu Sanqi IA Ent (A)) ELN 16/09/2021	CN	USD	259	984	0.00
UBS (Focus Media Info. Tech (A)) ELN 10/03/2021	CN	USD	43	51	0.00
				71,656	0.05

커뮤니케이션 서비스

T-Mobile US	US	USD	10,426	972,138	0.65
Elisa	FI	EUR	4,748	200,560	0.13
Netflix	US	USD	443	180,755	0.12
Infrastrutture Wireless Italiane	IT	EUR	18,814	174,595	0.12
Liberty Global	GB	USD	9,023	142,859	0.10
Verizon Communications	US	USD	2,836	138,541	0.09
China Mobile	HK	HKD	22,525	118,259	0.08
Swisscom	CH	CHF	189	82,600	0.06
Deutsche Telekom	DE	EUR	5,032	65,770	0.04
Tele2	SE	SEK	6,259	63,796	0.04
Telekomunikasi Indonesia Persero	ID	IDR	403,875	61,346	0.04
Sea ADR	SG	USD	367	49,805	0.03
Singapore Telecommunications	SG	SGD	37,110	47,378	0.03
Advanced Info Service	TH	THB	9,867	46,845	0.03
NOS SGPS	PT	EUR	10,606	31,268	0.02
Sarana Menara Nusantara	ID	IDR	374,474	21,529	0.01
Pebble Group	GB	GBP	26,873	21,216	0.01
HKBN	HK	HKD	13,889	20,626	0.01
Globe Telecom	PH	PHP	444	15,970	0.01
TIME dotCom	MY	MYR	5,800	15,426	0.01
XL Axiata	ID	IDR	125,917	14,770	0.01
Bharti Airtel	IN	INR	2,496	12,525	0.01
LG Uplus	KR	KRW	1,443	12,124	0.01
SoftBank Group	JP	JPY	138	7,739	0.01

현재 투자종목 명세서서 2020년 10월 31일

	국가 코드	CCY	주식 또는 명목	시장 가격 EUR순	% 자산
China Unicom	HK	HKD	14,564	7,692	0.01
Telstra	AU	AUD	4,011	6,481	0.00
Daiichikosho	JP	JPY	191	5,619	0.00
Nippon Telegraph & Telephone	JP	JPY	181	3,279	0.00
Cathay Media And Education Group	CN	HKD	4,109	1,850	0.00
Dialog Axiata	LK	LKR	35,213	1,771	0.00
Shemaroo Entertainment	IN	INR	1,547	982	0.00
Internet Initiative Japan	JP	JPY	19	743	0.00
ARTERIA Networks	JP	JPY	39	522	0.00
				2,547,379	1.70

증권 자격 취득 또는 기타 통제 된 시장 에서 죽음을 맞게

에너지

Cheniere Energy	US	USD	1,924	78,314	0.05
				78,314	0.05

유틸리티

Endesa	ES	EUR	14,018	322,556	0.22
Iberdrola	ES	EUR	21,860	221,334	0.15
Enagas	ES	EUR	2,771	51,348	0.03
Red Electrica	ES	EUR	2,223	33,620	0.02
				628,858	0.42

소재

Vidrala	ES	EUR	705	57,783	0.04
Grupo Mexico	MX	MXN	19,638	47,852	0.03
PhosAgro GDR	RU	USD	1,686	16,666	0.01
Novolipetsk Steel GDR	RU	USD	732	14,607	0.01
Vidrala (BR) RTS 05/11/2020	ES	EUR	722	2,958	0.00
				139,866	0.09

산업재

Ferrovial	ES	EUR	20,551	381,731	0.26
Ryanair Holdings	IE	EUR	6,482	76,653	0.05
Irish Continental Group	IE	EUR	16,814	52,794	0.04
Localiza Rent a Car	BR	BRL	4,825	44,280	0.03
Applus Services	ES	EUR	6,487	43,623	0.03
Vietnam Engine & Argicultural Machinery	VN	VND	12,083	18,879	0.01
Viettel Post Joint Stock	VN	VND	3,952	15,804	0.01
Hokkaido Chuo Bus	JP	JPY	3	95	0.00
				633,859	0.42

정보 기술

Amadeus IT Group	ES	EUR	765	31,361	0.02
Taiwan Union Technology	TW	TWD	4,969	14,221	0.01
				45,582	0.03

소비재

Industria de Diseno Textil	ES	EUR	18,117	383,906	0.26
Glenveagh Properties	IE	EUR	48,105	35,357	0.02
Dalata Hotel Group	IE	EUR	13,421	32,480	0.02
Applegreen	IE	EUR	10,378	29,474	0.02
				481,217	0.32

소비재

Quang Ngai Sugar	VN	VND	19,214	22,623	0.02
X5 Retail Group GDR	RU	USD	682	20,555	0.01
				43,178	0.03

건강

Grifols	ES	EUR	938	21,758	0.01
Korian RTS 26/10/2020	FR	EUR	1,664	4,143	0.00
				25,901	0.02

금융

Grupo Financiero Banorte	MX	MXN	7,121	26,869	0.02
TCS Group Holding GDR	CY	USD	1,218	24,990	0.02
Kaspi KZ	KZ	USD	643	23,701	0.02
				75,560	0.05

정부

US Treasury 0.00% 27/11/2020	US	USD	464,854	398,979	0.27
US Treasury 0.00% 12/11/2020	US	USD	464,494	398,683	0.27
US Treasury 0.00% 03/12/2020	US	USD	464,307	398,502	0.27
US Treasury 0.00% 05/11/2020	US	USD	464,241	398,471	0.27
US Treasury 0.00% 19/11/2020	US	USD	464,241	398,458	0.27
US Treasury 0.00% 10/12/2020	US	USD	464,193	398,398	0.27
				2,391,491	1.60

개방형 펀드

Invesco Global Targeted Returns Fund UK	GB	GBP	109,914	282,844	0.19
				282,844	0.19

주식 연계 채권

UBS (Anhui Heli (A)) ELN 21/01/2022	CN	USD	6,340	11,468	0.01
UBS (Midea Group (A)) ELN 16/11/2020	CN	USD	424	4,245	0.00
HSBC (Beijing Roborock Tech. (A)) ELN 21/09/2021	CN	USD	31	3,275	0.00
HSBC (Midea Group (A)) ELN 23/11/2020	CN	USD	177	1,771	0.00
HSBC (FPT (A)) ELN 23/11/2021	GB	USD	373	710	0.00
HSBC (Skshu Paint (A)) ELN 21/07/2021	CN	USD	37	704	0.00
UBS (Midea Group (A)) ELN 21/07/2022	CN	USD	17	168	0.00
				22,341	0.01

커뮤니케이션 서비스

Euskaltel	ES	EUR	5,803	47,408	0.03
				47,408	0.03

금융 상품

Kommunalbanken CP -0.545% 05/11/2020	NO	EUR	49,608	49,612	0.03
Rabobank CP -0.55% 10/02/2021	NZ	EUR	33,733	33,776	0.02
Allianz CP -0.41% 03/11/2020	DE	EUR	33,733	33,736	0.02
HSBC France CP -0.50% 01/04/2021	FR	EUR	29,765	29,831	0.02
Agence Centrale CP -0.56% 22/02/2021	FR	EUR	29,765	29,820	0.02
Citibank CD 0.00% 05/02/2021	US	EUR	29,765	29,810	0.02
Lloyds Bank CP -0.57% 14/01/2021	GB	EUR	29,765	29,801	0.02
Toyota Leasing CP -0.56% 14/01/2021	DE	EUR	29,765	29,800	0.02
Lloyds Bank CP -0.56% 07/01/2021	GB	EUR	29,765	29,798	0.02
Swedbank CP -0.54% 21/12/2020	SE	EUR	29,765	29,792	0.02
Dexia Credit Local CP -0.54% 21/12/2020	FR	EUR	29,765	29,790	0.02
KBC Bank CD 0.00% 21/12/2020	BE	EUR	29,765	29,789	0.02
Sumi Trust Bank CD 0.00% 16/12/2020	JP	EUR	29,765	29,788	0.02
Toyota Motor Finance CP -0.56% 16/12/2020	NL	EUR	29,765	29,786	0.02
Linde Finance CP -0.43% 04/12/2020	NL	EUR	29,765	29,781	0.02
Citibank CD 0.00% 04/12/2020	US	EUR	29,765	29,781	0.02
Oesterreichisch CP -.54% 27/11/2020	AT	EUR	29,765	29,778	0.02
Jyske Bank CP -0.545% 23/11/2020	DK	EUR	29,765	29,776	0.02
SMBC Brussels CP -0.53% 19/11/2020	BE	EUR	29,765	29,775	0.02
Archer Dan CP -0.53% 03/12/2020	US	EUR	29,765	29,772	0.02
Archer Dan CP -0.52% 01/12/2020	US	EUR	29,765	29,772	0.02
Soc Anonyme De CP -0.36% 06/11/2020	FR	EUR	29,765	29,768	0.02
Loreal CP -0.555% 05/11/2020	FR	EUR	29,765	29,767	0.02
Linde Finance CP -0.49% 18/01/2021	NL	EUR	19,843	19,867	0.01
Denmark CP -0.53% 04/01/2021	DK	EUR	19,843	19,865	0.01
Mizuho Bank CD 0.00% 07/01/2021	GB	EUR	19,843	19,864	0.01
SMBV Brussels CD 0.00% 24/12/2020	DE	EUR	19,843	19,861	0.01
Dexia Credit Local CP -0.48% 22/12/2020	FR	EUR	19,843	19,860	0.01
Svenska Handelsbanken CP -0.35% 18/12/2020	SE	EUR	19,843	19,858	0.01
Nordea Bank CP -0.55% 17/12/2020	FI	EUR	19,843	19,858	0.01
Nordea Bank CP -0.50% 10/12/2020	FI	EUR	19,843	19,856	0.01
Nordea Bank CP -0.4% 07/12/2020	FI	EUR	19,843	19,855	0.01
Swedbank CP -0.38% 01/12/2020	SE	EUR	19,843	19,854	0.01
SMBC Brussels CD 0.00% 23/11/2020	BE	EUR	19,843	19,851	0.01
Agence Centrale CP -0.52% 23/11/2020	FR	EUR	19,843	19,851	0.01
Rabobank Ned CP -0.40% 05/11/2020	NL	EUR	19,843	19,845	0.01
Agence Centrale CP -0.33% 06/11/2020	FR	EUR	19,843	19,845	0.01
Credit Suisse CD 0.00% 12/11/2020	GB	EUR	15,875	15,878	0.01
Mizuho Bank CD 0.00% 05/11/2020	GB	EUR	15,875	15,876	0.01
Goldman Sachs CD 0.00% 07/05/2021	GB	EUR	14,882	14,924	0.01
BOA International CD 0.00% 08/01/2021	IE	EUR	14,882	14,898	0.01
P&G CP -0.49% 03/12/2020	US	EUR	13,890	13,897	0.01
Deutsche Bahn CP -0.555% 30/11/2020	DE	EUR	13,890	13,897	0.01
Svenska Handelsbanken CP -0.49% 24/05/2021	SE	EUR	9,922	9,953	0.01
Swedbank CP -.053% 21/04/2021	SE	EUR	9,922	9,947	0.01
Nordea Bank CP -0.54% 19/04/2021	FI	EUR	9,922	9,946	0.01
Svenska Handelsbanken CP -0.52% 22/02/2021	SE	EUR	9,922	9,939	0.01
Paccar Finance Euro CP -0.53% 05/01/2021	NL	EUR	9,922	9,932	0.01
Swedbank CP -0.55% 17/12/2020	SE	EUR	9,922	9,930	0.01
HSBC France CP -0.15% 09/11/2020	FR	EUR	9,922	9,923	0.01
Deutsche Bahn CP -0.555% 30/11/2020	DE	EUR	5,953	5,956	0.00
				1,155,785	0.77

목록에 없음

소재

Farmers Bus Perpetual (Pref'd)*	US	USD	3,036	86,137	0.06
FARMERS BU SR F 0% (Pref'd) (Perpetual)*	US	USD	2,049	58,138	0.04
China Metal Recycling Holdings*	HK	HKD	56	0	0.00
				144,275	0.10

현재 투자종목 명세서서 2020년 10월 31일

	국가 코드	CCY	주식 또는 명목	시장 가격 EUR	% 순자산
산업재					
Tradeshift Holdings*	US	USD	5,626	28,976	0.02
				28,976	**0.02**
정보 기술					
Innoviz Technology Service*	IL	USD	10,833	78,150	0.05
Sensetime Group*	CN	USD	14,851	4,507	0.00
DBA Telecommunication Asia Holdings*	HK	HKD	224	0	0.00
				82,657	**0.06**
건강					
Grail*	US	USD	445	4,543	0.00
JHL Biotech*	KY	TWD	707	998	0.00
Chime Biologics*	VG	USD	707	229	0.00
				5,770	**0.00**
금융					
Transferwise*	GB	USD	829	88,996	0.06
Transferwise (Pref'd)*	GB	USD	566	60,689	0.04
				149,685	**0.10**
단주				5	0.00
총 투자 (비용 EUR 132,304,410)				**135,190,055**	**90.48**

예금

Barclays Bank TD -0.55% 02/11/2020	GB	EUR	148,824	148,824	0.10
KBC Bank TD -0.56% 02/11/2020	BE	EUR	119,059	119,059	0.08
Bred Banque TD -0.58% 02/11/2020	FR	EUR	119,059	119,059	0.08
Credit Agricole TD -0.55% 02/11/2020	FR	EUR	62,806	62,806	0.04
				449,748	**0.30**
(예금 포함) 총 투자				**135,639,803**	**90.78**

차액 거래 계약

	CCY	기본 노출	미실현 이익 / (손실) EUR	% 순자산
MSCI Europe VI Eur Net (JPLS)	EUR	1,899,645	(103,177)	(0.07)
			(103,177)	**(0.07)**

선물환 계약

	기본 노출 EUR	미실현 이익 / (손실) EUR	% 순자산
구입 SEK 판매 EUR 에 10.41988 16/11/2020	345,446	2,071	0.00
구입 CHF 판매 EUR 에 1.07699 16/11/2020	161,521	1,454	0.00
구입 USD 판매 EUR 에 1.18162 16/11/2020	4,397	61	0.00
구입 USD 판매 EUR 에 1.18249 16/11/2020	3,350	49	0.00
구입 USD 판매 EUR 에 1.17954 16/11/2020	1,196	15	0.00
구입 USD 판매 EUR 에 1.17357 16/11/2020	1,351	9	0.00
구입 USD 판매 EUR 에 1.17260 16/11/2020	1,331	8	0.00
구입 USD 판매 PHP 에 0.02058 16/11/2020	514	(1)	(0.00)
구입 EUR 판매 USD 에 0.85062 16/11/2020	157	(1)	(0.00)
구입 USD 판매 PHP 에 0.02063 16/11/2020	7,639	(2)	(0.00)
구입 USD 판매 PHP 에 0.02055 16/11/2020	437	(2)	(0.00)
구입 USD 판매 PHP 에 0.02052 16/11/2020	320	(2)	(0.00)
구입 EUR 판매 USD 에 0.85601 16/11/2020	1,260	(3)	(0.00)
구입 EUR 판매 USD 에 0.85197 16/11/2020	1,161	(8)	(0.00)
구입 EUR 판매 USD 에 0.85007 16/11/2020	1,766	(16)	(0.00)
구입 EUR 판매 USD 에 0.84759 16/11/2020	1,980	(24)	(0.00)
구입 EUR 판매 USD 에 0.84583 16/11/2020	12,228	(175)	(0.00)
구입 NOK 판매 EUR 에 10.85198 16/11/2020	122,044	(2,874)	(0.00)
구입 EUR 판매 GBP 에 1.09720 16/11/2020	297,602	(3,882)	(0.00)
구입 EUR 판매 USD 에 0.84568 19/11/2020	929,247	(13,374)	(0.01)
구입 EUR 판매 GBP 에 1.10323 19/11/2020	5,649,668	(42,774)	(0.03)
		(59,471)	**(0.04)**

선물

	CCY	기본 노출	미실현 이익 / (손실) EUR	% 순자산
FTSE 250 Index Future 18/12/2020	GBP	(87,117)	1,969	0.00
S&P TSX 60 Index Future 17/12/2020	CAD	3,842,362	(124,537)	(0.08)
E-Mini Russ 1000 Index Future 18/12/2020	USD	6,787,110	(192,970)	(0.13)
MSCI Europe Index Future 18/12/2020	EUR	2,894,415	(209,616)	(0.14)
			(525,154)	**(0.35)**

옵션

	CCY	Contracts	시장 가격 EUR	% 순자산
구입 풋 HSI 지수 22000 29/06/2021	HKD	1	828	0.00
구입 풋 HSI 지수 21600 29/06/2021	HKD	1	389	0.00
구입 풋 한국 Kospi 200 지수 285 10/06/2021	KRW	25,776	288	0.00
구입 풋 HSCEI 지수 8300 29/09/2021	HKD	1	222	0.00
구입 풋 한국 KOSPI 200 지수 280 10/06/2021	KRW	12,665	126	0.00
			1,853	**0.00**
기타 자산 및 부채			14,463,484	9.68
순자산			**149,417,338**	**100.00**

지역별 배분

국가	국가 코드	% 순자산
미국	US	26.78
룩셈부르크	LU	20.24
영국	GB	9.59
아일랜드	IE	6.27
일본	JP	4.62
독일	DE	3.68
프랑스	FR	3.15
네덜란드	NL	2.94
중국	CN	2.10
스위스	CH	1.47
스웨덴	SE	1.40
스페인	ES	1.12
홍콩	HK	0.68
노르웨이	NO	0.60
덴마크	DK	0.59
인도네시아	ID	0.54
핀란드	FI	0.53
싱가포르	SG	0.51
태국	TH	0.44
인도	IN	0.44
대만	TW	0.43
한국	KR	0.39
이탈리아	IT	0.36
호주	AU	0.35
벨기에	BE	0.23
말레이시아	MY	0.22
필리핀	PH	0.17
남아프리카 공화국	ZA	0.14
이스라엘	IL	0.13
오스트리아	AT	0.09
버뮤다	BM	0.09
캐나다	CA	0.08
모나코	MC	0.07
베트남	VN	0.07
러시아	RU	0.07
멕시코	MX	0.05
포르투갈	PT	0.04
뉴질랜드	NZ	0.03
브라질	BR	0.03
키프로스	CY	0.02
카자흐스탄	KZ	0.02
스리랑카	LK	0.01
케이맨 제도	KY	0.00
버진 아일랜드 (영국령)	VG	0.00
현금 및 기타 순자산		9.22

Fidelity Institutional Target™ 2055 (Euro) Fund [1,4,5]

현재 투자종목 명세서서 2020년 10월 31일

공인된 주식 또는 공식 증권거래소에서 거래됨

에너지

	국가 코드	CCY	주식 또는 명목	시장 가격 EUR순	% 자산
Equinor	NO	NOK	208	2,270	0.28
Total	FR	EUR	83	2,145	0.26
Royal Dutch Shell (B)	NL	GBP	152	1,572	0.19
Marathon Petroleum	US	USD	50	1,224	0.15
SBM Offshore	NL	EUR	70	970	0.12
John Wood Group	GB	GBP	321	757	0.09
Chevron	US	USD	10	569	0.07
PTT	TH	THB	550	469	0.06
Cairn Energy	GB	GBP	211	326	0.04
CNOOC	CN	HKD	415	325	0.04
Lundin Energy	SE	SEK	18	288	0.04
Galp Energia SGPS	PT	EUR	37	257	0.03
Royal Dutch Shell (A) (NL)	NL	EUR	23	246	0.03
Reliance Industries	IN	INR	10	227	0.03
Diversified Gas & Oil	US	GBP	172	214	0.03
China Petroleum & Chemical (H)	CN	HKD	614	205	0.03
Jadestone Energy	SG	GBP	282	144	0.02
China Shenhua Energy (H)	CN	HKD	94	140	0.02
PetroChina (H)	CN	HKD	282	68	0.01
Reabold Resources	GB	GBP	9,611	63	0.01
Kosmos Energy	US	GBP	62	57	0.01
CGG	FR	EUR	83	40	0.00
Longboat Energy	GB	GBP	38	38	0.00
Sinopec Kantons Holdings	HK	HKD	101	31	0.00
Star Petroleum Refining	TH	THB	142	21	0.00
Senex Energy	AU	AUD	106	19	0.00
China Oilfield Services (H)	CN	HKD	28	15	0.00
Cooper Energy	AU	AUD	63	12	0.00
Reliance Industries	IN	INR	1	6	0.00
				12,718	1.55

유틸리티

	국가 코드	CCY	주식 또는 명목	시장 가격 EUR순	% 자산
NextEra Energy	US	USD	57	3,592	0.44
Greencoat Renewables	IE	EUR	2,902	3,395	0.41
National Grid	GB	GBP	299	3,059	0.37
Renewables Infrastructure Group	GB	GBP	1,983	2,981	0.36
Enel	IT	EUR	274	1,876	0.23
Engie	FR	EUR	122	1,267	0.15
Fortum	FI	EUR	61	989	0.12
American Water Works	US	USD	6	805	0.10
US Solar Fund	GB	USD	867	735	0.09
CMS Energy	US	USD	13	720	0.09
Exelon	US	USD	19	652	0.08
RWE	DE	EUR	13	410	0.05
United Utilities Group	GB	GBP	42	402	0.05
Italgas	IT	EUR	57	284	0.03
Tenaga Nasional	MY	MYR	95	187	0.02
Power Grid Corporation of (India)	IN	INR	81	160	0.02
Mega First	MY	MYR	111	160	0.02
First Gen	PH	PHP	303	153	0.02
Rubis	FR	EUR	5	136	0.02
Cikarang Listrindo	ID	IDR	3,228	113	0.01
Guangdong Investment	HK	HKD	52	66	0.01
China Resources Power Holdings	HK	HKD	71	63	0.01
PTC India	IN	INR	70	38	0.00
Huadian Power International (H)	CN	HKD	176	37	0.00
West Holdings	JP	JPY	1	36	0.00
China Resources Gas Group	HK	HKD	9	34	0.00
CK Infrastructure Holdings	HK	HKD	7	30	0.00
Tianjin Development Holdings	HK	HKD	44	7	0.00
				22,387	2.73

소재

	국가 코드	CCY	주식 또는 명목	시장 가격 EUR순	% 자산
Air Products and Chemicals	US	USD	14	3,327	0.41
Sibanye Stillwater	ZA	ZAR	872	2,162	0.26
BHP Group (UK)	AU	GBP	123	2,042	0.25
Arcelormittal	LU	EUR	154	1,799	0.22
FMC	US	USD	18	1,597	0.20
Air Liquide	FR	EUR	12	1,488	0.18
Harmony Gold Mining	ZA	ZAR	228	962	0.12
Celanese	US	USD	10	941	0.11
DuPont de Nemours	US	USD	19	920	0.11
Victrex	GB	GBP	33	675	0.08
LafargeHolcim	CH	CHF	18	654	0.08
Endeavour Mining	MC	CAD	30	612	0.07
Shin-Etsu Chemical	JP	JPY	5	611	0.07
Anglo American	GB	GBP	29	585	0.07
NOF	JP	JPY	14	439	0.05
Kansai Paint	JP	JPY	18	404	0.05
Kenmare Resources	IE	GBP	117	377	0.05
Fuchs Petrolub (Pref'd)	DE	EUR	8	370	0.05
SIG Combibloc Group	CH	CHF	19	340	0.04
Synthomer	GB	GBP	72	302	0.04
Siam Cement	TH	THB	32	295	0.04
Essentra	GB	GBP	96	264	0.03
Huhtamaki	FI	EUR	5	222	0.03
Wienerberger	AT	EUR	10	218	0.03
Verallia	FR	EUR	8	196	0.02
Rhi Magnesita	AT	GBP	7	194	0.02
Glencore	CH	GBP	104	181	0.02
Boliden (B)	SE	SEK	7	164	0.02
Sumitomo Bakelite	JP	JPY	6	155	0.02
Sumitomo Metal Mining	JP	JPY	6	147	0.02
ATA IMS	MY	MYR	309	133	0.02
Baoshan Iron & Steel (A)	CN	CNY	193	132	0.02
Fujimi	JP	JPY	4	131	0.02
Anhui Conch Cement (A)	CN	CNY	19	122	0.01
Nickel Mines	AU	AUD	219	118	0.01
Korea Zinc	KR	KRW	1	109	0.01
Nabaltec	DE	EUR	5	107	0.01
BHP Group	AU	AUD	5	102	0.01
Scientex	MY	MYR	39	95	0.01
Air Water	JP	JPY	7	83	0.01
Merdeka Copper Gold	ID	IDR	716	77	0.01
Indocement Tunggal Prakarsa (A)	ID	IDR	107	76	0.01
UltraTech Cement	IN	INR	1	66	0.01
Evolution Mining	AU	AUD	19	64	0.01
West China Cement	CN	HKD	485	62	0.01
Fufeng Group	CN	HKD	217	59	0.01
Fuso Chemical	JP	JPY	2	52	0.01
Jiangxi Copper (H)	CN	HKD	49	50	0.01
TOA Paint Thailand	TH	THB	55	49	0.01
POSCO	KR	KRW	1	37	0.00
Lotte Chemical Titan Holding	MY	MYR	84	36	0.00
Sahamitr Pressure Container	TH	THB	113	35	0.00
Ivanhoe Mines	CA	CAD	10	32	0.00
Beijing Oriental Yuhong Waterproof Technology (A)	CN	CNY	7	32	0.00
Aluminum Corp of China	CN	HKD	167	31	0.00
Angang Steel (H)	CN	HKD	116	29	0.00
Skshu Paint (A)	CN	CNY	1	27	0.00
Gold Road Resources	AU	AUD	31	25	0.00
Shenzhen YUTO Packaging Technology	CN	CNY	6	23	0.00
Westgold Resources	AU	AUD	14	21	0.00
Saracen Mineral Holdings	AU	AUD	6	19	0.00
Greatview Aseptic Packaging	CN	HKD	49	18	0.00
Skshu Paint (A)	CN	CNY	1	15	0.00
Wonik Materials	KR	KRW	1	14	0.00
Blackstone Minerals	AU	AUD	68	14	0.00
St Barbara	AU	AUD	7	12	0.00
Hansol Chemical	KR	KRW	1	10	0.00
Shenzhen YUTO Packaging Technology	CN	CNY	2	9	0.00
Baoshan Iron & Steel (A)	CN	CNY	12	9	0.00
Daiken	JP	JPY	1	8	0.00
Bardoc Gold	AU	AUD	164	7	0.00
Musgrave Minerals	AU	AUD	14	4	0.00
Osaka Organic Chemical Industry	JP	JPY	1	3	0.00
				24,800	3.03

산업재

	국가 코드	CCY	주식 또는 명목	시장 가격 EUR순	% 자산
Wolters Kluwer	NL	EUR	55	3,819	0.47
Siemens	DE	EUR	38	3,811	0.47
Norfolk Southern	US	USD	17	2,935	0.36
Allison Transmission Holdings	US	USD	84	2,552	0.31
SKF	SE	SEK	142	2,505	0.31
Sany Heavy Industry (A)	CN	CNY	684	2,280	0.28
Epiroc	SE	SEK	168	2,072	0.25
Johnson Controls International	US	USD	53	1,902	0.23
Techtronic Industries	HK	HKD	165	1,899	0.23
RELX	GB	EUR	108	1,843	0.23
TransUnion	US	USD	27	1,804	0.22
DCC	IE	GBP	29	1,644	0.20
XPO Logistics	US	USD	19	1,460	0.18
Doric Nimrod Air Three (Pref'd)	GB	GBP	3,370	1,443	0.18
MISUMI Group	JP	JPY	51	1,293	0.16
Weichai Power (A)	CN	CNY	629	1,221	0.15
Daikin Industries	JP	JPY	8	1,211	0.15
Kansas City Southern	US	USD	8	1,193	0.15
Oshkosh	US	USD	19	1,123	0.14
Harmonic Drive Systems	JP	JPY	19	1,078	0.13
FANUC	JP	JPY	6	1,065	0.13
Doric Nimrod Air Two Perpetual (Pref'd)	GB	GBP	1,240	1,006	0.12
Meggitt	GB	GBP	324	984	0.12
United Rentals	US	USD	6	959	0.12

* 이사회 결정으로 가격이 책정된 유가증권.

전체 주식 목록은 6페이지에 나와 있습니다.

별첨 재무제표에 대한 주석은 본 재무제표의 중요한 일부입니다. 투자종목 명세서 및 지역별 ■■의 순자산 비율은 반올림되었습니다.

현재 투자종목 명세서서 2020년 10월 31일

	국가 코드	CCY	주식 또는 명목	시장 가격 EUR순	% 자산
Amedeo Air Four Plus	GB	GBP	2,556	924	0.11
Nidec	JP	JPY	10	903	0.11
JB Hunt Transport Services	US	USD	8	880	0.11
Casella Waste Systems	US	USD	18	846	0.10
Sandvik	SE	SEK	54	830	0.10
Makita	JP	JPY	22	820	0.10
WW Grainger	US	USD	3	818	0.10
Aalberts	NL	EUR	27	785	0.10
ITOCHU	JP	JPY	38	779	0.10
Vinci	FR	EUR	11	771	0.09
Recruit Holdings	JP	JPY	24	770	0.09
FTI Consulting	US	USD	9	762	0.09
Fortive	US	USD	14	720	0.09
SMC	JP	JPY	2	705	0.09
Wizz Air Holdings	CH	GBP	18	630	0.08
L3Harris Technologies	US	USD	5	624	0.08
Daifuku	JP	JPY	6	562	0.07
Miura	JP	JPY	14	548	0.07
ManpowerGroup	US	USD	8	479	0.06
Flughafen Zuerich	CH	CHF	4	465	0.06
Sany Heavy Industry (A)	CN	CNY	132	441	0.05
Air Lease	US	USD	19	434	0.05
Safran	FR	EUR	4	402	0.05
Balfour Beatty	GB	GBP	159	377	0.05
DKSH Holding	CH	CHF	6	320	0.04
Assa Abloy	SE	SEK	17	318	0.04
Alpha Financial Markets Consulting	GB	GBP	129	308	0.04
Morgan Advanced Materials	GB	GBP	107	296	0.04
Inwido	SE	SEK	30	276	0.03
Varta	DE	EUR	2	269	0.03
RELX	GB	GBP	15	258	0.03
Inspired Energy	GB	GBP	1,739	246	0.03
THK	JP	JPY	10	238	0.03
UT Group	JP	JPY	9	236	0.03
Airports of Thailand	TH	THB	149	211	0.03
Singapore Technologies Engineering	SG	SGD	86	190	0.02
SITC International Holdings	HK	HKD	143	189	0.02
Yaskawa Electric	JP	JPY	5	178	0.02
Zhuzhou CRRC Times Electric (H)	CN	HKD	67	177	0.02
Secom	JP	JPY	2	167	0.02
International Container Terminal Services	PH	PHP	77	156	0.02
LISI	FR	EUR	11	152	0.02
Kerry Logistics Network	HK	HKD	85	152	0.02
Arwana Citramulia	ID	IDR	5,230	152	0.02
Clarkson	GB	GBP	7	149	0.02
SHO-BOND Holdings	JP	JPY	4	146	0.02
Simplybiz Group	GB	GBP	92	142	0.02
Hitachi Construction Machinery	JP	JPY	7	139	0.02
Siemens Energy	DE	EUR	7	138	0.02
Hitachi Transport System	JP	JPY	5	133	0.02
Penta-Ocean Construction	JP	JPY	22	122	0.01
Hazama Ando	JP	JPY	21	114	0.01
LT Group	PH	PHP	495	101	0.01
CKD	JP	JPY	7	100	0.01
Trusco Nakayama	JP	JPY	4	92	0.01
Makuake	JP	JPY	1	87	0.01
Cebu Air	PH	PHP	126	87	0.01
COMSYS Holdings	JP	JPY	4	81	0.01
Caverion	FI	EUR	14	78	0.01
Raito Kogyo	JP	JPY	6	75	0.01
Weichai Power (A)	CN	CNY	38	74	0.01
Ayala	PH	PHP	5	70	0.01
Sinotruk (Hong Kong)	CN	HKD	31	69	0.01
Raksul	JP	JPY	2	68	0.01
Kung Long Batteries Industrial	TW	TWD	16	65	0.01
Beijing Capital International Airport (H)	CN	HKD	123	65	0.01
Senior	GB	GBP	104	63	0.01
Sohgo Security Services	JP	JPY	2	61	0.01
Sinotrans (H)	CN	HKD	242	61	0.01
Daqin Railway (A)	CN	CNY	72	60	0.01
Pacific Basin Shipping	HK	HKD	426	53	0.01
Country Garden Services Holdings	CN	HKD	10	53	0.01
Titan Wind Energy Suzhou	CN	CNY	57	52	0.01
Sumitomo Densetsu	JP	JPY	3	52	0.01
Greentown Service Group	CN	HKD	52	49	0.01
Yamazen	JP	JPY	6	48	0.01
Weichai Power (H)	CN	HKD	29	47	0.01
Fuji Electric	JP	JPY	2	46	0.01
SBS Transit	SG	SGD	25	44	0.01
Prestige International	JP	JPY	6	44	0.01
Guangshen Railway (H)	CN	HKD	298	43	0.01
Sankyu	JP	JPY	1	41	0.01
MonotaRO	JP	JPY	1	40	0.00
Dynasty Ceramic	TH	THB	633	40	0.00
TechnoPro Holdings	JP	JPY	1	39	0.00
Sino-Thai Engineering & Construction	TH	THB	141	39	0.00
Surya Pertiwi	ID	IDR	1,612	38	0.00
Service Stream	AU	AUD	31	38	0.00
Nihon Flush	JP	JPY	3	35	0.00
Kito	JP	JPY	3	35	0.00
Air China (H)	CN	HKD	61	34	0.00
Sime Darby	MY	MYR	66	33	0.00
Shanghai M&G Stationery	CN	CNY	3	32	0.00
Muhibbah Engineering	MY	MYR	211	32	0.00
Hyundai Mipo Dockyard	KR	KRW	1	32	0.00
China Southern Airlines (H)	CN	HKD	71	32	0.00
Sinopec Engineering Group (H)	CN	HKD	92	31	0.00
CIMC Enric Holdings	HK	HKD	77	31	0.00
Nomura	JP	JPY	5	29	0.00
Kubota	JP	JPY	2	28	0.00
Ushio	JP	JPY	3	27	0.00
Rozetta	JP	JPY	2	27	0.00
Raiznext	JP	JPY	3	26	0.00
Nippo	JP	JPY	1	25	0.00
Trancom	JP	JPY	1	24	0.00
Sekisui Jushi	JP	JPY	1	22	0.00
Daiho	JP	JPY	1	22	0.00
Abist	JP	JPY	1	22	0.00
Hong Leong Industries	MY	MYR	14	21	0.00
Aeon Delight	JP	JPY	1	21	0.00
Takuma	JP	JPY	2	20	0.00
Sanwa Holdings	JP	JPY	2	20	0.00
Taikisha	JP	JPY	1	18	0.00
Keppel	SG	SGD	6	18	0.00
China State Construction Engineering	CN	CNY	27	18	0.00
TOKAI Holdings	JP	JPY	2	17	0.00
Qingdao Port International	CN	HKD	35	17	0.00
Cardig Aero Services	ID	IDR	1,423	17	0.00
Techno Smart	JP	JPY	2	14	0.00
KEC International	IN	INR	4	14	0.00
Nitto Boseki	JP	JPY	1	13	0.00
Nitta	JP	JPY	1	13	0.00
China Railway Group (H)	CN	HKD	32	13	0.00
Geumhwa PSC	KR	KRW	1	12	0.00
BOC Aviation	SG	HKD	2	12	0.00
NARI Technology	CN	CNY	3	9	0.00
Nippon Road Co	JP	JPY	1	8	0.00
Monalisa Group	CN	CNY	2	7	0.00
Koentec	KR	KRW	1	7	0.00
Anhui Heli Co	CN	CNY	4	7	0.00
Hirano Tecseed/Kinzoku	JP	JPY	1	6	0.00
Business Online	TH	THB	24	4	0.00
China Index Holdings ADR	CN	USD	3	3	0.00
TK Group Holdings	CN	HKD	9	2	0.00
Kosaido	JP	JPY	1	1	0.00
				68,023	8.31

정보 기술

Taiwan Semiconductor Manufacturing	TW	TWD	923	11,975	1.46
Microsoft	US	USD	62	10,803	1.32
Samsung Electronics	KR	KRW	211	9,086	1.11
Alphabet (A)	US	USD	6	8,485	1.04
Tencent Holdings	CN	HKD	113	7,428	0.91
Apple	US	USD	60	5,631	0.69
Facebook	US	USD	24	5,481	0.67
Visa	US	USD	28	4,328	0.53
SAP	DE	EUR	39	3,528	0.43
NXP Semiconductors	NL	USD	27	3,140	0.38
Infosys	IN	INR	235	2,888	0.35
Salesforce.com	US	USD	14	2,763	0.34
Fidelity National Information Services	US	USD	26	2,761	0.34
SK Hynix	KR	KRW	45	2,751	0.34
Intel	US	USD	69	2,606	0.32
Alphabet	US	USD	2	2,388	0.29
Fiserv	US	USD	27	2,160	0.26
Qualcomm	US	USD	17	1,827	0.22
Capgemini	FR	EUR	15	1,535	0.19
Keyence	JP	JPY	4	1,523	0.19
Oracle	US	USD	30	1,451	0.18
SS&C Technologies Holdings	US	USD	28	1,402	0.17
MediaTek	TW	TWD	66	1,350	0.16
VMware	US	USD	12	1,337	0.16
Lam Research	US	USD	4	1,319	0.16
IPG Photonics	US	USD	8	1,242	0.15
Workday	US	USD	7	1,237	0.15
SYNNEX	US	USD	11	1,223	0.15
Sage Group	GB	GBP	171	1,212	0.15
CDW	US	USD	9	992	0.12
Murata Manufacturing	JP	JPY	16	972	0.12
Shimadzu	JP	JPY	36	878	0.11

현재 투자종목 명세서서 2020년 10월 31일

	국가 코드	CCY	주식 또는 명목	시장 가격 EUR순	% 자산
Cognex	US	USD	14	793	0.10
Tokyo Electron	JP	JPY	3	773	0.09
Micron Technology	US	USD	18	751	0.09
Azbil	JP	JPY	21	728	0.09
Coherent	US	USD	7	706	0.09
Nutanix	US	USD	33	685	0.08
Disco	JP	JPY	3	668	0.08
Check Point Software Technologies (H)	IL	USD	6	629	0.08
Dell Technologies	US	USD	12	627	0.08
Infineon Technologies	DE	EUR	26	620	0.08
Western Digital	US	USD	19	604	0.07
RingCentral	US	USD	3	592	0.07
Littelfuse	US	USD	3	582	0.07
Infosys ADR	IN	USD	48	577	0.07
TDK	JP	JPY	6	575	0.07
Applied Materials	US	USD	11	562	0.07
Z Holdings	JP	JPY	93	557	0.07
Entegris	US	USD	8	524	0.06
Telefonaktiebolaget LM Ericsson	SE	SEK	54	513	0.06
Ciena	US	USD	15	507	0.06
Software	DE	EUR	16	490	0.06
Xilinx	US	USD	5	483	0.06
Hamamatsu Photonics KK	JP	JPY	11	471	0.06
Cisco Systems	US	USD	15	468	0.06
Obic	JP	JPY	3	439	0.05
Amdocs	US	USD	9	411	0.05
New Relic	US	USD	8	410	0.05
Yokogawa Electric	JP	JPY	30	382	0.05
Advanced Energy Industries	US	USD	7	381	0.05
MKS Instruments	US	USD	4	372	0.05
Rohm	JP	JPY	5	358	0.04
Citrix Systems	US	USD	3	322	0.04
Nomura Research Institute	JP	JPY	13	320	0.04
SDL	GB	GBP	40	307	0.04
MasterCard	US	USD	1	290	0.04
Aptitude Software Group	GB	GBP	54	290	0.04
Renesas Electronics	JP	JPY	38	272	0.03
DXC Technology	US	USD	16	249	0.03
Otsuka	JP	JPY	6	248	0.03
Lenovo Group	CN	HKD	457	246	0.03
Dialog Semiconductor	GB	EUR	7	235	0.03
Iriso Electronics	JP	JPY	7	223	0.03
Baidu ADR	CN	USD	2	223	0.03
Justsystems	JP	JPY	4	212	0.03
Alten	FR	EUR	3	205	0.03
AIXTRON	DE	EUR	21	205	0.03
SCREEN Holdings	JP	JPY	4	192	0.02
Sopra Steria Group	FR	EUR	2	187	0.02
NAVER	KR	KRW	1	178	0.02
Taiyo Yuden	JP	JPY	5	150	0.02
Elecom	JP	JPY	3	140	0.02
Sabre	US	USD	25	137	0.02
Sansan	JP	JPY	2	123	0.02
Hitachi	JP	JPY	4	122	0.01
Silergy	CN	TWD	2	116	0.01
Digital Garage	JP	JPY	4	113	0.01
Argo Graphics	JP	JPY	4	111	0.01
Samsung Electronics Perpetual (Pref'd)	KR	KRW	3	102	0.01
Fujitsu	JP	JPY	1	88	0.01
NEC	JP	JPY	2	82	0.01
FPT	VN	VND	43	82	0.01
giftee	JP	JPY	3	77	0.01
Hon Hai Precision Industry	TW	TWD	33	77	0.01
Tata Consultancy Services	IN	INR	2	70	0.01
Kamakura Shinsho	JP	JPY	8	67	0.01
Ai Holdings	JP	JPY	4	66	0.01
Horiba	JP	JPY	2	65	0.01
Sunny Optical Technology (H)	CN	HKD	4	64	0.01
Hennge KK	JP	JPY	1	64	0.01
Eizo	JP	JPY	2	63	0.01
Appen	AU	AUD	3	63	0.01
Redington India	IN	INR	40	61	0.01
Infocom	JP	JPY	2	51	0.01
Fabrinet	TH	USD	1	51	0.01
Information Services International-Dentsu	JP	JPY	1	45	0.01
Optex Group	JP	JPY	3	41	0.01
Advantech	TW	TWD	4	39	0.00
Tokyo Seimitsu	JP	JPY	1	37	0.00
PT Metrodata Electronics	ID	IDR	399	37	0.00
Atea	NO	NOK	4	37	0.00
Venture	SG	SGD	3	36	0.00
NEC Networks & System Integration	JP	JPY	2	36	0.00
Comture	JP	JPY	2	36	0.00
Shinko Electric Industries	JP	JPY	2	33	0.00
NET One Systems	JP	JPY	1	33	0.00
Hinduja Global Solutions	IN	INR	4	32	0.00
Powertech Technology	TW	TWD	12	31	0.00
My EG Services	MY	MYR	107	30	0.00
ASM Pacific Technology	HK	HKD	4	30	0.00
Tech Mahindra	IN	INR	3	29	0.00
Cognizant Technology Solutions	US	USD	1	28	0.00
Chatwork	JP	JPY	2	28	0.00
m-up Holdings	JP	JPY	1	27	0.00
Freee KK	JP	JPY	1	25	0.00
Dip	JP	JPY	1	24	0.00
KoMiCo	KR	KRW	1	23	0.00
Chroma ATE	TW	TWD	6	23	0.00
Samsung SDI	KR	KRW	1	22	0.00
Netbay (F)	TH	THB	33	22	0.00
Itochu Techno-Solutions	JP	JPY	1	22	0.00
Polytronics Technology	TW	TWD	8	21	0.00
China Railway Signal & Communication Corp (H)	CN	HKD	76	21	0.00
Alps Electric	JP	JPY	2	21	0.00
Amano	JP	JPY	1	20	0.00
Mimasu Semiconductor Industry	JP	JPY	1	18	0.00
Hytera Communications (B)	CN	CNY	18	17	0.00
Elite Material	TW	TWD	4	17	0.00
Spigen Korea	KR	KRW	1	16	0.00
Cyient	IN	INR	3	16	0.00
Ming Yuan Cloud Group Holdings	CN	HKD	4	15	0.00
Largan Precision	TW	TWD	1	12	0.00
Bengo4.com	JP	JPY	1	12	0.00
Nippon Ceramic	JP	JPY	1	10	0.00
Japan Material	JP	JPY	1	10	0.00
Computer Age Management Services	IN	INR	1	7	0.00
Siix	JP	JPY	1	5	0.00
Hangzhou Hikvision Digital Technology (A)	CN	CNY	1	3	0.00
SHIFT	JP	JPY	1	2	0.00
				132,598	16.20

소비재

Alibaba Group Holding ADR	CN	USD	52	13,584	1.66
Amazon.com	US	USD	3	7,568	0.92
Charter Communications	US	USD	14	7,078	0.86
Naspers	ZA	ZAR	38	6,276	0.77
Zhongsheng Group Holdings	CN	HKD	877	5,369	0.66
Midea Group (A)	CN	CNY	328	3,287	0.40
Publicis Groupe	FR	EUR	105	3,135	0.38
Prosus	NL	EUR	33	2,821	0.34
adidas	DE	EUR	11	2,716	0.33
McDonald's	US	USD	15	2,705	0.33
Booking Holdings	US	USD	2	2,638	0.32
ANTA Sports Products	CN	HKD	275	2,614	0.32
Nike	US	USD	22	2,253	0.28
Lowe's Cos	US	USD	13	1,726	0.21
Takeaway.com	NL	EUR	18	1,703	0.21
Midea Group	CN	CNY	153	1,531	0.19
Puma	DE	EUR	18	1,376	0.17
Altice USA	US	USD	59	1,366	0.17
NVR	US	USD	1	1,318	0.16
New Oriental Education & Technology Group ADR	CN	USD	9	1,303	0.16
Pearson	GB	GBP	224	1,271	0.16
Persimmon	GB	GBP	46	1,182	0.14
DouYu International Holdings ADR	CN	USD	87	1,129	0.14
Liberty Media Group	US	USD	37	1,122	0.14
Shimano	JP	JPY	5	1,016	0.12
Alibaba Group Holding	CN	HKD	29	944	0.12
Burlington Stores	US	USD	5	893	0.11
Fast Retailing	JP	JPY	1	892	0.11
HUYA ADR	CN	USD	47	880	0.11
Service Corp International	US	USD	21	870	0.11
AutoZone	US	USD	1	841	0.10
Dollar Tree	US	USD	11	830	0.10
ServiceMaster Global Holdings	US	USD	20	795	0.10
Papa John's International	US	USD	12	757	0.09
Activision Blizzard	US	USD	10	666	0.08
Baozun ADR	CN	USD	20	640	0.08
Advance Auto Parts	US	USD	5	573	0.07
Tapestry	US	USD	29	566	0.07
Baozun	CN	HKD	50	521	0.06
Koito Manufacturing	JP	JPY	12	491	0.06
Porsche Automobil Holding Perpetual (Pref'd)	DE	EUR	10	468	0.06
Volkswagen (Pref'd)	DE	EUR	4	466	0.06
Stanley Electric	JP	JPY	18	435	0.05
Vistry Group	GB	GBP	70	427	0.05
MakeMyTrip	IN	USD	25	399	0.05
Nifco	JP	JPY	15	397	0.05
EssilorLuxottica	FR	EUR	4	393	0.05
Pan Pacific International Holdings	JP	JPY	20	367	0.04
Nokian Renkaat	FI	EUR	13	342	0.04

현재 투자종목 명세서서 2020년 10월 31일

	국가 코드	CCY	주식 또는 명목	시장 가격 EUR순	% 자산
Wuhu Sanqi Interactive Entertainment	CN	CNY	89	337	0.04
Fiat Chrysler Automobiles	GB	EUR	32	334	0.04
Team17 Group	GB	GBP	37	291	0.04
Shop Apotheke Europe	NL	EUR	2	277	0.03
D'ieteren	BE	EUR	6	277	0.03
Ryohin Keikaku	JP	JPY	15	275	0.03
Boozt	SE	SEK	19	265	0.03
Dongfeng Motor Group (H)	CN	HKD	432	261	0.03
eBay	US	USD	6	258	0.03
Musti Group	FI	EUR	12	235	0.03
Toyo Tire & Rubber	JP	JPY	18	228	0.03
Autoliv	SE	USD	3	226	0.03
Watches of Switzerland Group	GB	GBP	51	224	0.03
Basic-Fit	NL	EUR	11	224	0.03
Coats Group	GB	GBP	347	219	0.03
Yamaha	JP	JPY	5	216	0.03
4imprint Group	GB	GBP	9	209	0.03
Galaxy Entertainment Group	HK	HKD	37	208	0.03
HelloFresh	DE	EUR	4	194	0.02
Seria	JP	JPY	5	166	0.02
Kendrion	NL	EUR	11	166	0.02
Gym Group	GB	GBP	104	160	0.02
Crystal International Group	HK	HKD	661	156	0.02
Cairn Homes	IE	EUR	191	150	0.02
Focus Media Information Technology	CN	CNY	122	147	0.02
THG Holding	GB	GBP	20	146	0.02
ScS Group	GB	GBP	69	146	0.02
Vivo Energy	GB	GBP	173	145	0.02
Headlam Group	GB	GBP	48	143	0.02
Shenzhou International Group Holdings	CN	HKD	9	140	0.02
Jollibee Foods	PH	PHP	46	139	0.02
Hyundai Mobis	KR	KRW	1	132	0.02
Suzuki Motor	JP	JPY	3	125	0.02
Dream International	HK	HKD	424	125	0.02
Trip.com Group ADR	CN	USD	5	124	0.02
Denso	JP	JPY	3	119	0.01
Guangzhou Automobile Group (H)	CN	HKD	131	116	0.01
Selamat Sempurna	ID	IDR	1,343	109	0.01
Honda Motor	JP	JPY	5	97	0.01
JD.com	CN	HKD	3	96	0.01
Weifu High-Technology Group	CN	HKD	59	93	0.01
Brilliance China Automotive Holdings	HK	HKD	118	87	0.01
MR DIY Group (M)	MY	MYR	236	85	0.01
Somboon Advance Technology	TH	THB	221	81	0.01
Nojima	JP	JPY	3	76	0.01
SAIC Motor (A)	CN	CNY	24	71	0.01
Hostelworld Group	IE	GBP	121	67	0.01
Wilcon Depot	PH	PHP	252	64	0.01
China Yongda Automobiles Services Holdings	CN	HKD	50	61	0.01
Central Automotive Products	JP	JPY	3	55	0.01
Map Aktif Adiperkasa	ID	IDR	445	54	0.01
Oriental Land	JP	JPY	1	51	0.01
Chaowei Power Holdings	CN	HKD	165	49	0.01
Xingda International Holdings	CN	HKD	213	47	0.01
Li Ning	CN	HKD	10	44	0.01
Subaru	JP	JPY	2	39	0.00
Pacific Textiles Holdings	HK	HKD	80	39	0.00
Plan B Media	TH	THB	243	36	0.00
Chow Tai Fook Jewellery Group	HK	HKD	30	33	0.00
Sony	JP	JPY	1	30	0.00
Sebang Global Battery	KR	KRW	1	30	0.00
Sabina	TH	THB	53	30	0.00
Fast Food Indonesia	ID	IDR	569	30	0.00
Jaya Bersama Indo	ID	IDR	1,817	29	0.00
Gree Electric Appliances Inc of Zhuhai	CN	CNY	4	29	0.00
Chow Sang Sang Holdings International	HK	HKD	31	29	0.00
Astra Otoparts	ID	IDR	568	29	0.00
Shine Corporate	AU	AUD	53	28	0.00
Texwinca Holdings	HK	HKD	190	25	0.00
Round One	JP	JPY	4	25	0.00
KIYO Learning	JP	JPY	1	25	0.00
Bestway Global Holding	CN	HKD	121	25	0.00
Tianneng Power International	CN	HKD	17	24	0.00
Teejay Lanka	LK	LKR	174	24	0.00
Zhejiang Supor (A)	CN	CNY	3	23	0.00
Demae-Can	JP	JPY	1	22	0.00
Vipshop Holdings ADR	CN	USD	1	21	0.00
ABC-Mart	JP	JPY	1	21	0.00
Texhong Textile Group	HK	HKD	30	20	0.00
Rinnai	JP	JPY	1	18	0.00
China Literature	CN	HKD	3	18	0.00
Mitra Adiperkasa	ID	IDR	438	17	0.00
Xtep International Holdings	CN	HKD	54	16	0.00
Koshidaka Holdings	JP	JPY	5	16	0.00
WPP AUNZ	AU	AUD	58	15	0.00
Nien Made Enterprise	TW	TWD	2	15	0.00
China South Publishing & Media Group (A)	CN	CNY	11	15	0.00
Bapcor	AU	AUD	3	15	0.00
Kohnan Shoji	JP	JPY	1	14	0.00
Ichikoh Industries	JP	JPY	4	14	0.00
SL	KR	KRW	1	13	0.00
Fujibo Holdings	JP	JPY	1	12	0.00
Com2uS	KR	KRW	1	12	0.00
China South Publishing & Media Group	CN	CNY	9	12	0.00
ASKUL	JP	JPY	1	12	0.00
Yadea Group Holdings	CN	HKD	9	11	0.00
Think Childcare	AU	AUD	19	11	0.00
Taiwan Sakura	TW	TWD	7	10	0.00
Rakuten	JP	JPY	1	10	0.00
Parkson Retail Group	CN	HKD	404	10	0.00
China Dongxiang Group	CN	HKD	97	10	0.00
Skyworth Group	HK	HKD	41	9	0.00
Mercari	JP	JPY	1	9	0.00
JINS	JP	JPY	1	8	0.00
Bafang Electric Suzhou	CN	CNY	1	8	0.00
Embry Holdings	HK	HKD	66	7	0.00
Piolax	JP	JPY	1	6	0.00
Square Enix Holdings	JP	JPY	1	5	0.00
Gree Electric Appliances of Zhuhai	CN	CNY	1	4	0.00
Fujitsu General	JP	JPY	1	4	0.00
Tokyo Radiator Manufacturing	JP	JPY	1	3	0.00
Hikari Tsushin	JP	JPY	1	3	0.00
Bafang Electric Suzhou	CN	CNY	1	3	0.00
Twenty-four seven	JP	JPY	1	2	0.00
				102,563	12.53

소비재

	국가 코드	CCY	주식 또는 명목	시장 가격 EUR순	% 자산
China Mengniu Dairy	HK	HKD	1,594	6,447	0.79
Unilever	GB	EUR	81	3,938	0.48
Swedish Match	SE	SEK	55	3,562	0.44
British American Tobacco	GB	GBP	126	3,418	0.42
Walmart	US	USD	26	3,111	0.38
Coca-Cola	US	USD	73	3,008	0.37
Tesco	GB	GBP	1,029	2,351	0.29
Unilever	GB	GBP	48	2,337	0.29
Beiersdorf	DE	EUR	26	2,317	0.28
Nestle	CH	CHF	21	2,039	0.25
Associated British Foods	GB	GBP	97	1,839	0.22
Kweichow Moutai	CN	CNY	8	1,748	0.21
Imperial Brands	GB	GBP	124	1,690	0.21
L'Oreal	FR	EUR	6	1,590	0.19
Koninklijke Ahold Delhaize	NL	EUR	60	1,425	0.17
CP ALL	TH	THB	905	1,337	0.16
Sprouts Farmers Market	US	USD	70	1,150	0.14
Monster Beverage	US	USD	17	1,144	0.14
Tyson Foods	US	USD	22	1,087	0.13
Nongfu Spring	CN	HKD	172	678	0.08
Pernod Ricard	FR	EUR	5	624	0.08
Archer-Daniels-Midland	US	USD	15	611	0.07
Kweichow Moutai (A)	CN	CNY	3	604	0.07
Coca-Cola European Partners	GB	USD	19	574	0.07
Kroger	US	USD	18	488	0.06
Bunge	US	USD	10	476	0.06
Wm Morrison Supermarkets	GB	GBP	247	447	0.05
Britvic	GB	GBP	46	376	0.05
Kao	JP	JPY	5	328	0.04
Royal Unibrew	DK	DKK	3	271	0.03
Gudang Garam	ID	IDR	75	179	0.02
Thai Beverage	TH	SGD	461	168	0.02
Indofood Sukses Makmur	ID	IDR	395	160	0.02
Welcia Holdings	JP	JPY	5	158	0.02
Puregold Price Club	PH	PHP	209	153	0.02
Sakata Seed	JP	JPY	4	122	0.01
Kotobuki Spirits	JP	JPY	3	107	0.01
Tsuruha Holdings	JP	JPY	1	106	0.01
Charoen Pokphand (Indonesia)	ID	IDR	307	104	0.01
Uni-President China Holdings	CN	HKD	135	101	0.01
First Resources	SG	SGD	126	96	0.01
RFM	PH	PHP	1,096	92	0.01
Japfa	SG	SGD	222	90	0.01
Saigon Beer Alcohol Beverage	VN	VND	13	88	0.01
Vietnam Dairy Products	VN	VND	21	85	0.01
Osotspa	TH	THB	95	84	0.01
Hindustan Unilever	IN	INR	3	82	0.01
Sheng Siong	SG	SGD	76	80	0.01
Asian Seafoods Coldstorage	TH	THB	206	75	0.01
WH Group	HK	HKD	108	73	0.01
Yantai Changyu Pioneer Wine	CN	HKD	46	71	0.01
Shiseido	JP	JPY	1	64	0.01
Heineken (Malaysia)	MY	MYR	17	62	0.01

현재 투자종목 명세서서 2020년 10월 31일

	국가 코드	CCY	주식 또는 명목	시장 가격 EUR순	% 자산
Coles Group	AU	AUD	6	61	0.01
Carlsberg Brewery (Malaysia)	MY	MYR	15	56	0.01
Convenience Retail Asia	HK	HKD	99	48	0.01
Industri Jamu Dan Farmasi Sido Muncul	ID	IDR	1,016	47	0.01
Siam Makro	TH	THB	41	45	0.01
Century Pacific Food	PH	PHP	165	45	0.01
Bumitama Agri	ID	SGD	163	45	0.01
Dairy Farm International Holdings	HK	USD	14	44	0.01
Ultrajaya Milk Industry & Trading	ID	IDR	440	43	0.01
Japfa Comfeed Indonesia	ID	IDR	690	43	0.01
China Resources Beer Holdings	HK	HKD	8	42	0.01
Tingyi Cayman Islands Holding	CN	HKD	25	39	0.00
Laobaixing Pharmacy Chain	CN	CNY	4	38	0.00
China Foods	HK	HKD	101	30	0.00
Shinnihonseiyaku	JP	JPY	1	21	0.00
Vinda International Holdings	HK	HKD	9	20	0.00
Changshouhua Food	CN	HKD	41	18	0.00
Blackmores	AU	AUD	1	11	0.00
Ceylon Cold Stores	LK	LKR	3	9	0.00
Bestore	CN	CNY	1	6	0.00
Shenguan Holdings Group	CN	HKD	120	3	0.00
Sagami Rubber Industries	JP	JPY	1	3	0.00
				54,132	6.61
건강					
Sanofi	FR	EUR	93	7,171	0.88
Roche Holding	CH	CHF	16	4,532	0.55
Horizon Therapeutics	US	USD	60	3,884	0.47
Koninklijke Philips	NL	EUR	91	3,643	0.45
Baxter International	US	USD	41	2,747	0.34
Novo Nordisk	DK	DKK	49	2,685	0.33
AbbVie	US	USD	37	2,677	0.33
UnitedHealth Group	US	USD	10	2,569	0.31
Thermo Fisher Scientific	US	USD	6	2,459	0.30
AmerisourceBergen	US	USD	29	2,389	0.29
Fresenius Medical Care	DE	EUR	34	2,199	0.27
ICON	IE	USD	14	2,165	0.26
Zimmer Biomet Holdings	US	USD	19	2,150	0.26
HCA Healthcare	US	USD	18	1,925	0.24
Abbott Laboratories	US	USD	18	1,629	0.20
Stryker	US	USD	8	1,320	0.16
Boston Scientific	US	USD	44	1,298	0.16
Roche Holding (B)	CH	CHF	4	1,136	0.14
Innovent Biologics	CN	HKD	177	1,127	0.14
McKesson	US	USD	7	930	0.11
Genus	GB	GBP	20	927	0.11
Olympus	JP	JPY	49	805	0.10
Pfizer	US	USD	24	726	0.09
Santen Pharmaceutical	JP	JPY	44	668	0.08
Mylan	US	USD	53	664	0.08
Anthem	US	USD	2	586	0.07
CVS Health	US	USD	12	585	0.07
Bayer	DE	EUR	14	560	0.07
PerkinElmer	US	USD	5	555	0.07
Nippon Shinyaku	JP	JPY	8	464	0.06
Grifols ADR	ES	USD	31	452	0.06
Hoya	JP	JPY	4	426	0.05
Sonova Holding	CH	CHF	2	374	0.05
Centene	US	USD	7	369	0.05
Arena Pharmaceuticals	US	USD	5	366	0.04
Eisai	JP	JPY	5	345	0.04
Ascendis Pharma ADR	DK	USD	2	343	0.04
Alexion Pharmaceuticals	US	USD	3	319	0.04
Krystal Biotech	US	USD	8	315	0.04
Apellis Pharmaceuticals	US	USD	11	310	0.04
Top Glove	MY	MYR	172	304	0.04
Aprea Therapeutics	US	USD	16	294	0.04
Exelixis	US	USD	16	281	0.03
Korian	FR	EUR	9	222	0.03
MorphoSys	DE	EUR	2	210	0.03
Sutro Biopharma	US	USD	18	192	0.02
As One	JP	JPY	1	185	0.02
Evotec	DE	EUR	8	182	0.02
CSL	AU	AUD	1	178	0.02
LivaNova	GB	USD	4	162	0.02
Craneware	GB	GBP	8	142	0.02
Chularat Hospital	TH	THB	1,670	116	0.01
Granules India	IN	INR	25	110	0.01
Tempo Scan Pacific	ID	IDR	1,467	108	0.01
Otsuka Holdings	JP	JPY	3	84	0.01
Rajthanee Hospital	TH	THB	139	82	0.01
Medikaloka Hermina	ID	IDR	434	80	0.01
WuXi AppTec	CN	HKD	5	65	0.01
Medical Data Vision	JP	JPY	3	63	0.01
Hansoh Pharmaceutical Group	CN	HKD	16	62	0.01
Wuxi Biologics Cayman	CN	HKD	3	61	0.01
Fisher & Paykel Healthcare (AU)	NZ	AUD	3	59	0.01
Eiken Chemical	JP	JPY	4	58	0.01
Nihon Kohden	JP	JPY	2	57	0.01
China Resources Pharmaceutical Group	CN	HKD	126	54	0.01
Mega Lifesciences	TH	THB	53	51	0.01
China National Accord Medicines (A)	CN	CNY	8	51	0.01
Jiangsu Hengrui Medicine	CN	CNY	4	48	0.01
Shandong Weigao Group Medical Polymer (H)	CN	HKD	27	44	0.01
Ramsay Health Care	AU	AUD	1	35	0.00
China National Accord Medicines (B)	CN	HKD	12	29	0.00
Shanghai Pharmaceuticals Holding (H)	CN	HKD	17	23	0.00
I-Sens	KR	KRW	1	23	0.00
JMDC	JP	JPY	1	14	0.00
Hutchison China MediTech	HK	GBP	3	13	0.00
Vieworks	KR	KRW	1	11	0.00
China National Accord Medicines	CN	CNY	1	8	0.00
Interojo	KR	KRW	1	7	0.00
Peijia Medical	CN	HKD	2	5	0.00
Osprey Medical	US	AUD	40	0	0.00
				64,567	7.89
금융					
Fidelity US Quality Income UCITS ETF	IE	GBP	5,689	34,849	4.26
HDFC Bank	IN	INR	450	6,175	0.75
AIA Group	HK	HKD	618	5,047	0.62
Hicl Infrastructure	GB	GBP	2,178	4,258	0.52
JPMorgan Chase	US	USD	46	3,785	0.46
Legal & General Group	GB	GBP	1,778	3,654	0.45
AXA	FR	EUR	249	3,437	0.42
Morgan Stanley	US	USD	80	3,291	0.40
Allianz	DE	EUR	20	3,020	0.37
DNB	NO	NOK	232	2,693	0.33
Bank Central Asia	ID	IDR	1,451	2,451	0.30
Bank OZK	US	USD	117	2,437	0.30
Amundi Physical Gold ETC	IE	USD	36	2,331	0.28
Sberbank of Russia Perpetual (Pref'd)	RU	USD	1,060	2,214	0.27
Hannover Rueck	DE	EUR	17	2,061	0.25
Arthur J Gallagher	US	USD	23	2,057	0.25
St James's Place	GB	GBP	188	1,879	0.23
Prudential	GB	GBP	177	1,855	0.23
Barclays	GB	GBP	1,554	1,841	0.22
Berkshire Hathaway	US	USD	10	1,686	0.21
Zurich Insurance Group	CH	CHF	6	1,683	0.21
3i Group	GB	GBP	156	1,666	0.20
Chailease Holding	TW	TWD	391	1,635	0.20
NN Group	NL	EUR	52	1,559	0.19
Tradeweb Markets	US	USD	33	1,538	0.19
ABN AMRO Group	NL	EUR	216	1,525	0.19
Tryg	DK	DKK	62	1,473	0.18
Admiral Group	GB	GBP	44	1,342	0.16
Discover Financial Services	US	USD	24	1,323	0.16
First Republic Bank	US	USD	11	1,199	0.15
Muenchener Rueckversicherungs-Gesellschaft	DE	EUR	6	1,164	0.14
Willis Towers Watson	GB	USD	7	1,140	0.14
Deutsche Boerse	DE	EUR	9	1,080	0.13
Virtu Financial	US	USD	59	1,078	0.13
Sampo	FI	EUR	33	1,072	0.13
HDFC Standard Life Insurance	IN	INR	149	1,014	0.12
Assurant	US	USD	9	1,014	0.12
ICICI Lombard General Insurance	IN	INR	69	986	0.12
Texas Capital Bancshares	US	USD	25	965	0.12
DBS Group Holdings	SG	SGD	70	901	0.11
Tokio Marine Holdings	JP	JPY	23	876	0.11
SVB Financial Group	US	USD	4	868	0.11
Axis Bank	IN	INR	137	781	0.10
iShares Gold Producers UCITS ETF	IE	USD	56	766	0.09
Housing Development Finance	IN	INR	34	761	0.09
Wells Fargo	US	USD	39	710	0.09
Fairfax Financial Holdings	CA	CAD	3	649	0.08
Bajaj Finance	IN	INR	17	635	0.08
Travelers	US	USD	6	621	0.08
United Overseas Bank	SG	SGD	52	618	0.08
Swedbank	SE	SEK	44	598	0.07
Oversea-Chinese Banking	SG	SGD	112	591	0.07
ING Groep	NL	EUR	97	569	0.07
Ageas	BE	EUR	16	560	0.07
Bank Rakyat Indonesia Persero	ID	IDR	2,872	558	0.07
China Construction Bank (H)	CN	HKD	940	556	0.07
China Life Insurance (H)	CN	HKD	282	529	0.06
Northern Trust	US	USD	7	452	0.06
VZ Holding	CH	CHF	6	445	0.05
Noah Holdings ADR	CN	USD	17	392	0.05
Public Bank	MY	MYR	120	373	0.05
Palomar Holdings	US	USD	5	373	0.05

현재 투자종목 명세서서 2020년 10월 31일

	국가 코드	CCY	주식 또는 명목	시장 가격 EUR순	% 자산
Aflac	US	USD	12	336	0.04
ORIX	JP	JPY	33	335	0.04
SCOR	FR	EUR	16	333	0.04
Industrial & Commercial Bank of China (H)	CN	HKD	633	308	0.04
Arch Capital Group	BM	USD	12	306	0.04
Intermediate Capital Group	GB	GBP	23	303	0.04
Bank Mandiri Persero	ID	IDR	895	299	0.04
Van Lanschot Kempen	NL	EUR	17	296	0.04
Goosehead Insurance	US	USD	3	294	0.04
Hamilton Lane	US	USD	5	290	0.04
Credit Agricole	FR	EUR	41	278	0.03
Euronext	NL	EUR	3	270	0.03
Ping An Insurance Group (H)	CN	HKD	30	264	0.03
Banca Generali	IT	EUR	10	238	0.03
IG Group Holdings	GB	GBP	27	230	0.03
ASR Nederland	NL	EUR	9	225	0.03
Vienna Ins. Group Wiener Versicherung Gruppe	AT	EUR	12	201	0.02
KBC Ancora	BE	EUR	8	193	0.02
China Merchants Bank (H)	CN	HKD	42	187	0.02
Agricultural Bank of China (H)	CN	HKD	597	173	0.02
Zenkoku Hosho	JP	JPY	5	159	0.02
Bangkok Bank	TH	THB	58	153	0.02
HDFC Bank ADR	IN	USD	3	151	0.02
E.Sun Financial Holding	TW	TWD	185	135	0.02
Draper Esprit	GB	GBP	19	128	0.02
Sparebanken Vest	NO	NOK	22	123	0.02
Bank Tabungan Pensiunan Nasional Syariah	ID	IDR	557	119	0.01
Muangthai Capital	TH	THB	77	115	0.01
Commonwealth Bank of Australia	AU	AUD	3	115	0.01
Sompo Holdings	JP	JPY	3	93	0.01
Kasikornbank (F)	TH	THB	44	91	0.01
BFI Finance Indonesia	ID	IDR	3,897	87	0.01
KB Financial Group	KR	KRW	3	81	0.01
Aruhi	JP	JPY	5	80	0.01
CITIC Securities (H)	CN	HKD	40	74	0.01
Tisco Financial Group	TH	THB	37	73	0.01
LPI Capital	MY	MYR	27	71	0.01
Xtrackers Euro Stoxx 50 UCITS ETF	LU	EUR	1	66	0.01
China Minsheng Banking (H)	CN	HKD	139	66	0.01
Huatai Securities (H)	CN	HKD	44	62	0.01
China Cinda Asset Management (H)	CN	HKD	364	59	0.01
Dah Sing Banking Group	HK	HKD	72	53	0.01
Shinhan Financial Group	KR	KRW	2	43	0.01
SBI Holdings	JP	JPY	2	39	0.00
Shriram Transport Finance	IN	INR	5	37	0.00
Samsung Fire & Marine Insurance	KR	KRW	1	36	0.00
Mega Financial Holding	TW	TWD	44	36	0.00
China International Capital (H)	CN	HKD	18	36	0.00
Westpac Banking 0.022% FRN 04/12/2020 EMTN	AU	EUR	33	33	0.00
Shriram City Union Finance	IN	INR	4	33	0.00
Minkabu The Infonoid	JP	JPY	2	32	0.00
Kotak Mahindra Bank	IN	INR	2	32	0.00
China Taiping Insurance Holdings	HK	HKD	21	27	0.00
Muthoot Finance	IN	INR	2	21	0.00
Repco Home Finance	IN	INR	8	19	0.00
Hyundai Marine & Fire Insurance	KR	KRW	1	17	0.00
DB Insurance	KR	KRW	1	17	0.00
Korean Reinsurance	KR	KRW	3	16	0.00
LIC Housing Finance	IN	INR	5	15	0.00
Kiwoom Securities	KR	KRW	1	11	0.00
CIMB Group Holdings	MY	MYR	3	2	0.00
				137,674	16.82

부동산

Vonovia	DE	EUR	106	5,817	0.71
GCP Student Living REIT	GB	GBP	1,799	2,241	0.27
Prologis REIT	US	USD	23	1,929	0.24
Tritax EuroBox	GB	EUR	1,425	1,425	0.17
American Campus Communities REIT	US	USD	37	1,182	0.14
Invitation Homes REIT	US	USD	36	834	0.10
ADO Properties (A)	DE	EUR	24	512	0.06
Shurgard Self Storage	LU	EUR	12	442	0.05
UNITE Group REIT	GB	GBP	39	366	0.04
China Resources Land	HK	HKD	82	289	0.04
Healthcare Realty Trust REIT	US	USD	11	273	0.03
Ascendas Real Estate Investment Trust REIT	SG	SGD	141	256	0.03
China Overseas Land & Investment	HK	HKD	114	245	0.03
Urban & Civic	GB	GBP	101	231	0.03
Relo Group	JP	JPY	11	229	0.03
Open House	JP	JPY	7	207	0.03
Urban Logistics REIT	GB	GBP	88	134	0.02
Cromwell European REIT	SG	EUR	292	133	0.02
Keppel Pacific Oak US REIT	SG	USD	210	127	0.02
Land & Houses	TH	THB	687	121	0.01
Pakuwon Jati	ID	IDR	4,758	114	0.01
Ascendas India Trust	SG	SGD	139	113	0.01
Robinsons Land	PH	PHP	405	108	0.01
City Developments	SG	SGD	27	108	0.01
Supalai	TH	THB	239	103	0.01
Keppel DC REIT	SG	SGD	41	76	0.01
AREIT REIT	PH	PHP	162	73	0.01
Goodman Group REIT	AU	AUD	5	58	0.01
Link REIT	HK	HKD	9	57	0.01
KE Holdings ADR	CN	USD	1	51	0.01
SM Prime Holdings	PH	PHP	77	46	0.01
China Merchants Commercial REIT	HK	HKD	170	45	0.01
Central Pattana	TH	THB	43	45	0.01
Shimao Property Holdings	HK	HKD	13	40	0.00
Propnex	SG	SGD	83	33	0.00
Daibiru	JP	JPY	3	24	0.00
Heiwa Real Estate	JP	JPY	1	9	0.00
Cosmos Initia	JP	JPY	1	2	0.00
Shimao Services Holdings	CN	HKD	1	0	0.00
				18,098	2.21

폐쇄형 펀드

International Public Partnerships	GB	GBP	1,588	2,967	0.36
Greencoat UK Wind Funds	GB	GBP	1,916	2,871	0.35
Sequoia Economic Infrastructure Income Fund	GB	GBP	1,615	1,879	0.23
Starwood European Real Estate Finance	GB	GBP	941	895	0.11
CVC Credit Partners European Opportunities	GB	GBP	662	689	0.08
KKV Secured Loan Fund C	GB	GBP	1,481	550	0.07
Axiom European Financial Debt Fund	GB	GBP	534	519	0.06
TwentyFour Income Fund	GB	GBP	387	445	0.05
Oakley Capital Investments Fund	BM	GBP	146	412	0.05
KKV Secured Loan Fund	GB	GBP	2,148	316	0.04
Gemfields Group	GB	ZAR	971	64	0.01
				11,607	1.42

개방형 펀드

Majedie Asset Tortoise Fund (H)	IE	EUR	11,330	9,082	1.11
Assenagon Alpha Volatility	LU	EUR	7	8,674	1.06
Helium Fund - Helium Performance	LU	EUR	7	6,867	0.84
ADG Systematic Macro UCITS Fund E GBP	LU	GBP	50	5,232	0.64
Fidelity ILF - The US Dollar Fund - A-ACC-USD	IE	USD	1	4,120	0.50
Fidelity ILF - The Euro Fund - A-ACC-EUR	IE	EUR	1	1,984	0.24
Fulcrum Multi Asset Trend Fund	LU	EUR	22	1,597	0.20
Goldman Sachs - SICAV I - GS Emerging Markets	LU	USD	49	852	0.10
BlackRock Global Index Funds - iShares EM	LU	EUR	7	843	0.10
Alma Capital Invest. Funds - AH&W US Large Cap	LU	USD	8	829	0.10
State Street Europe Value Spotlight Fund	LU	EUR	99	778	0.10
				40,858	4.99

주식 연계 채권

HSBC (Kweichow Moutai (A)) ELN 12/04/2024	CN	USD	6	1,243	0.15
HSBC (Weichai Power (A)) ELN 07/05/2021	CN	USD	247	480	0.06
HSBC (Hangzhou Hikvision Digital (A)) ELN 08/2021	CN	USD	22	126	0.02
HSBC (Wuhu Sanqi IA Ent (A)) ELN 16/09/2021	CN	USD	12	44	0.01
HSBC (China Nat'l. Accord Med (A)) ELN 15/10/2021	CN	USD	5	31	0.00
HSBC (China (S) Publish & Med (A)) ELN 23/11/2022	CN	USD	14	18	0.00
				1,942	0.24

커뮤니케이션 서비스

T-Mobile US	US	USD	58	5,424	0.66
Elisa	FI	EUR	28	1,191	0.15
Netflix	US	USD	3	1,113	0.14
Infrastrutture Wireless Italiane	IT	EUR	106	983	0.12
Liberty Global	GB	USD	49	776	0.09
Verizon Communications	US	USD	15	753	0.09
China Mobile	HK	HKD	122	640	0.08
Deutsche Telekom	DE	EUR	42	555	0.07
Swisscom	CH	CHF	1	464	0.06
Tele2	SE	SEK	42	425	0.05
Telekomunikasi Indonesia Persero	ID	IDR	2,211	336	0.04
Sea ADR	SG	USD	2	273	0.03
Singapore Telecommunications	SG	SGD	203	259	0.03
Advanced Info Service	TH	THB	54	256	0.03
NOS SGPS	PT	EUR	59	172	0.02
Sarana Menara Nusantara	ID	IDR	2,050	118	0.01
Pebble Group	GB	GBP	148	117	0.01
HKBN	HK	HKD	75	112	0.01
Globe Telecom	PH	PHP	2	87	0.01
TIME dotCom	MY	MYR	32	84	0.01
XL Axiata	ID	IDR	689	81	0.01
Bharti Airtel	IN	INR	14	68	0.01
LG Uplus	KR	KRW	8	66	0.01
SoftBank Group	JP	JPY	1	43	0.01
China Unicom	HK	HKD	79	42	0.01
Telstra	AU	AUD	22	35	0.00

현재 투자종목 명세서서 2020년 10월 31일

	국가 코드	CCY	주식 또는 명목	시장 가격 EUR순	% 자산
Daiichikosho	JP	JPY	1	31	0.00
Nippon Telegraph & Telephone	JP	JPY	1	18	0.00
Cathay Media And Education Group	CN	HKD	22	10	0.00
Dialog Axiata	LK	LKR	188	9	0.00
Shemaroo Entertainment	IN	INR	8	5	0.00
Internet Initiative Japan	JP	JPY	1	4	0.00
ARTERIA Networks	JP	JPY	1	3	0.00
				14,553	1.78

증권 자격 취득 또는 기타 통제 된 시장 에서 죽음을 맞게

에너지

Cheniere Energy	US	USD	10	425	0.05
				425	0.05

유틸리티

Endesa	ES	EUR	88	2,024	0.25
Iberdrola	ES	EUR	125	1,261	0.15
Enagas	ES	EUR	23	433	0.05
Red Electrica	ES	EUR	19	284	0.03
				4,002	0.49

소재

Grupo Mexico	MX	MXN	884	2,154	0.26
PhosAgro GDR	RU	USD	76	750	0.09
Novolipetsk Steel GDR	RU	USD	33	658	0.08
Vidrala	ES	EUR	4	319	0.04
Vidrala (BR) RTS 05/11/2020	ES	EUR	4	16	0.00
				3,897	0.48

산업재

Ferrovial	ES	EUR	117	2,168	0.26
Localiza Rent a Car	BR	BRL	217	1,993	0.24
Ryanair Holdings	IE	EUR	36	431	0.05
Irish Continental Group	IE	EUR	93	291	0.04
Applus Services	ES	EUR	36	241	0.03
Vietnam Engine & Argicultural Machinery	VN	VND	66	103	0.01
Viettel Post Joint Stock	VN	VND	22	87	0.01
Hokkaido Chuo Bus	JP	JPY	1	1	0.00
				5,315	0.65

정보 기술

Amadeus IT Group	ES	EUR	4	176	0.02
Taiwan Union Technology	TW	TWD	27	77	0.01
				253	0.03

소비재

Industria de Diseno Textil	ES	EUR	102	2,167	0.26
Glenveagh Properties	IE	EUR	265	195	0.02
Dalata Hotel Group	IE	EUR	74	179	0.02
Applegreen	IE	EUR	57	163	0.02
				2,704	0.33

소비재

X5 Retail Group GDR	RU	USD	31	925	0.11
Quang Ngai Sugar	VN	VND	105	123	0.02
				1,048	0.13

건강

Grifols	ES	EUR	8	183	0.02
Korian RTS 26/10/2020	FR	EUR	9	23	0.00
				206	0.03

금융

Grupo Financiero Banorte	MX	MXN	321	1,209	0.15
TCS Group Holding GDR	CY	USD	55	1,125	0.14
Kaspi KZ	KZ	USD	29	1,067	0.13
				3,401	0.42

정부

US Treasury 0.00% 27/11/2020	US	USD	3,393	2,913	0.36
US Treasury 0.00% 12/11/2020	US	USD	3,391	2,910	0.36
US Treasury 0.00% 19/11/2020	US	USD	3,389	2,909	0.36
US Treasury 0.00% 05/11/2020	US	USD	3,389	2,909	0.36
US Treasury 0.00% 03/12/2020	US	USD	3,390	2,909	0.36
US Treasury 0.00% 10/12/2020	US	USD	3,389	2,908	0.36
				17,458	2.13

개방형 펀드

Invesco Global Targeted Returns Fund UK	GB	GBP	609	1,568	0.19
				1,568	0.19

주식 연계 채권

UBS (Midea Group (A)) ELN 16/11/2020	CN	USD	19	191	0.02
HSBC (Midea Group (A)) ELN 23/11/2020	CN	USD	8	80	0.01
UBS (Anhui Heli (A)) ELN 21/01/2022	CN	USD	34	62	0.01
HSBC (Beijing Roborock Tech. (A)) ELN 21/09/2021	CN	USD	1	18	0.00
HSBC (Skshu Paint (A)) ELN 21/07/2021	CN	USD	1	4	0.00
HSBC (FPT (A)) ELN 23/11/2021	GB	USD	2	4	0.00
UBS (Midea Group (A)) ELN 21/07/2022	CN	USD	1	1	0.00
				360	0.04

커뮤니케이션 서비스

Euskaltel	ES	EUR	32	262	0.03
				262	0.03

금융 상품

Kommunalbanken CP -0.545% 05/11/2020	NO	EUR	163	163	0.02
Rabobank CP -0.55% 10/02/2021	NZ	EUR	111	111	0.01
Allianz CP -0.41% 03/11/2020	DE	EUR	111	111	0.01
Toyota Motor Finance CP -0.56% 16/12/2020	NL	EUR	98	98	0.01
Toyota Leasing CP -0.56% 14/01/2021	DE	EUR	98	98	0.01
Swedbank CP -0.54% 21/12/2020	SE	EUR	98	98	0.01
Sumi Trust Bank CD 0.00% 16/12/2020	JP	EUR	98	98	0.01
Soc Anonyme De CP -0.36% 06/11/2020	FR	EUR	98	98	0.01
SMBC Brussels CP -0.53% 19/11/2020	BE	EUR	98	98	0.01
Oesterreichisch CP -.54% 27/11/2020	AT	EUR	98	98	0.01
Loreal CP -0.555% 05/11/2020	FR	EUR	98	98	0.01
Lloyds Bank CP -0.57% 14/01/2021	GB	EUR	98	98	0.01
Lloyds Bank CP -0.56% 07/01/2021	GB	EUR	98	98	0.01
Linde Finance CP -0.43% 04/12/2020	NL	EUR	98	98	0.01
KBC Bank CD 0.00% 21/12/2020	BE	EUR	98	98	0.01
Jyske Bank CP -0.545% 23/11/2020	DK	EUR	98	98	0.01
HSBC France CP -0.50% 01/04/2021	FR	EUR	98	98	0.01
Dexia Credit Local CP -0.54% 21/12/2020	FR	EUR	98	98	0.01
Citibank CD 0.00% 05/02/2021	US	EUR	98	98	0.01
Citibank CD 0.00% 04/12/2020	US	EUR	98	98	0.01
Archer Dan CP -0.53% 03/12/2020	US	EUR	98	98	0.01
Archer Dan CP -0.52% 01/12/2020	US	EUR	98	98	0.01
Agence Centrale CP -0.56% 22/02/2021	FR	EUR	98	98	0.01
Swedbank CP -0.38% 01/12/2020	SE	EUR	65	65	0.01
Svenska Handelsbanken CP -0.35% 18/12/2020	SE	EUR	65	65	0.01
SMBV Brussels CD 0.00% 24/12/2020	DE	EUR	65	65	0.01
SMBC Brussels CD 0.00% 23/11/2020	BE	EUR	65	65	0.01
Rabobank Ned CP -0.40% 05/11/2020	NL	EUR	65	65	0.01
Nordea Bank CP -0.55% 17/12/2020	FI	EUR	65	65	0.01
Nordea Bank CP -0.50% 10/12/2020	FI	EUR	65	65	0.01
Nordea Bank CP -0.4% 07/12/2020	FI	EUR	65	65	0.01
Mizuho Bank CD 0.00% 07/01/2021	GB	EUR	65	65	0.01
Linde Finance CP -0.49% 18/01/2021	NL	EUR	65	65	0.01
Dexia Credit Local CP -0.48% 22/12/2020	FR	EUR	65	65	0.01
Denmark CP -0.53% 04/01/2021	DK	EUR	65	65	0.01
Agence Centrale CP -0.52% 23/11/2020	FR	EUR	65	65	0.01
Agence Centrale CP -0.33% 06/11/2020	FR	EUR	65	65	0.01
Mizuho Bank CD 0.00% 05/11/2020	GB	EUR	52	52	0.01
Credit Suisse CD 0.00% 12/11/2020	GB	EUR	52	52	0.01
Goldman Sachs CD 0.00% 07/05/2021	GB	EUR	49	49	0.01
BOA International CD 0.00% 08/01/2021	IE	EUR	49	49	0.01
P&G CP -0.49% 03/12/2020	US	EUR	46	46	0.01
Deutsche Bahn CP -0.555% 30/11/2020	DE	EUR	46	46	0.01
Swedbank CP -0.55% 17/12/2020	SE	EUR	33	33	0.00
Swedbank CP -.053% 21/04/2021	SE	EUR	33	33	0.00
Svenska Handelsbanken CP -0.52% 22/02/2021	SE	EUR	33	33	0.00
Svenska Handelsbanken CP -0.49% 24/05/2021	SE	EUR	33	33	0.00
Paccar Finance Euro CP -0.53% 05/01/2021	NL	EUR	33	33	0.00
Nordea Bank CP -0.54% 19/04/2021	FI	EUR	33	33	0.00
HSBC France CP -0.15% 09/11/2020	FR	EUR	33	33	0.00
Deutsche Bahn CP -0.555% 30/11/2020	DE	EUR	20	20	0.00
				3,800	0.46

목록에 없음

소재

Farmers Bus Perpetual (Pref'd)*	US	USD	17	470	0.06
FARMERS BU SR F 0% (Pref'd) (Perpetual)*	US	USD	11	317	0.04
China Metal Recycling Holdings*	HK	HKD	0	0	0.00
				787	0.10

현재 투자종목 명세서서 2020년 10월 31일

	국가 코드	CCY	주식 또는 명목	시장 가격 EUR	% 순자산
산업재					
Tradeshift Holdings*	US	USD	31	158	0.02
				158	0.02
정보 기술					
Innoviz Technology Service*	IL	USD	59	426	0.05
Sensetime Group*	CN	USD	80	24	0.00
DBA Telecommunication Asia Holdings*	HK	HKD	1	0	0.00
				450	0.05
건강					
Grail*	US	USD	2	25	0.00
JHL Biotech*	KY	TWD	4	5	0.00
Chime Biologics*	VG	USD	4	1	0.00
				31	0.00
금융					
Transferwise*	GB	USD	5	485	0.06
Transferwise (Pref'd)*	GB	USD	3	331	0.04
				816	0.10
단주				9	0.00
총 투자 (비용 EUR 708,038)				753,470	92.05

예금

Barclays Bank TD -0.55% 02/11/2020	GB	EUR	489	489	0.06
KBC Bank TD -0.56% 02/11/2020	BE	EUR	391	391	0.05
Bred Banque TD -0.58% 02/11/2020	FR	EUR	391	391	0.05
Credit Agricole TD -0.55% 02/11/2020	FR	EUR	206	206	0.03
				1,477	0.18
(예금 포함) 총 투자				754,947	92.23

차액 거래 계약

	CCY	기본 노출	미실현 이익 / (손실) EUR	% 순자산
MSCI Europe VI Eur Net (JPLS)	EUR	10,759	(549)	(0.07)
			(549)	(0.07)

선물환 계약

	기본 노출 EUR	미실현 이익 / (손실) EUR	% 순자산
구입 SEK 판매 EUR 에 10.41988 16/11/2020	1,906	11	0.00
구입 CHF 판매 EUR 에 1.07699 16/11/2020	891	8	0.00
구입 USD 판매 PHP 에 0.02063 16/11/2020	41	0	0.00
구입 USD 판매 PHP 에 0.02058 16/11/2020	3	0	0.00
구입 USD 판매 PHP 에 0.02055 16/11/2020	2	0	0.00
구입 USD 판매 PHP 에 0.02052 16/11/2020	2	0	0.00
구입 USD 판매 EUR 에 1.18249 16/11/2020	18	0	0.00
구입 USD 판매 EUR 에 1.18162 16/11/2020	24	0	0.00
구입 USD 판매 EUR 에 1.17954 16/11/2020	7	0	0.00
구입 USD 판매 EUR 에 1.17357 16/11/2020	7	0	0.00
구입 USD 판매 EUR 에 1.17260 16/11/2020	7	0	0.00
구입 EUR 판매 USD 에 0.85601 16/11/2020	7	0	0.00
구입 EUR 판매 USD 에 0.85197 16/11/2020	6	0	0.00
구입 EUR 판매 USD 에 0.85062 16/11/2020	1	0	0.00
구입 EUR 판매 USD 에 0.85007 16/11/2020	10	0	0.00
구입 EUR 판매 USD 에 0.84759 16/11/2020	11	0	0.00
구입 EUR 판매 USD 에 0.84583 16/11/2020	67	(1)	(0.00)
구입 NOK 판매 EUR 에 10.85198 16/11/2020	673	(16)	(0.00)
구입 EUR 판매 GBP 에 1.09720 16/11/2020	1,642	(21)	(0.00)
구입 EUR 판매 USD 에 0.84568 19/11/2020	5,124	(74)	(0.01)
구입 EUR 판매 GBP 에 1.10323 19/11/2020	31,193	(236)	(0.03)
		(329)	(0.04)

선물

	CCY	기본 노출	미실현 이익 / (손실) EUR	% 순자산
FTSE 250 Index Future 18/12/2020	GBP	(480)	11	0.00
S&P TSX 60 Index Future 17/12/2020	CAD	21,601	(700)	(0.09)
E-Mini Russ 1000 Index Future 18/12/2020	USD	27,063	(776)	(0.09)
MSCI Europe Index Future 18/12/2020	EUR	16,347	(1,184)	(0.14)
			(2,649)	(0.32)

옵션

	CCY	Contracts	시장 가격 EUR	% 순자산
구입 풋 HSI 지수 22000 29/06/2021	HKD	1	5	0.00
구입 풋 한국 Kospi 200 지수 285 10/06/2021	KRW	140	2	0.00
구입 풋 HSI 지수 21600 29/06/2021	HKD	1	2	0.00
구입 풋 한국 KOSPI 200 지수 280 10/06/2021	KRW	69	1	0.00
구입 풋 HSCEI 지수 8300 29/09/2021	HKD	1	1	0.00
			11	0.00

기타 자산 및 부채	67,134	8.20
순자산	818,565	100.00

지역별 배분

국가	국가 코드	% 순자산
미국	US	28.90
영국	GB	9.95
아일랜드	IE	7.60
중국	CN	7.09
일본	JP	4.64
독일	DE	4.30
룩셈부르크	LU	3.42
프랑스	FR	3.30
네덜란드	NL	3.13
홍콩	HK	2.03
대만	TW	1.90
인도	IN	1.90
스위스	CH	1.62
한국	KR	1.58
스웨덴	SE	1.52
스페인	ES	1.22
남아프리카 공화국	ZA	1.15
인도네시아	ID	0.70
노르웨이	NO	0.65
덴마크	DK	0.60
러시아	RU	0.56
핀란드	FI	0.53
태국	TH	0.53
싱가포르	SG	0.51
이탈리아	IT	0.41
멕시코	MX	0.41
호주	AU	0.39
브라질	BR	0.24
말레이시아	MY	0.22
벨기에	BE	0.21
필리핀	PH	0.17
키프로스	CY	0.14
카자흐스탄	KZ	0.13
이스라엘	IL	0.13
버뮤다	BM	0.09
오스트리아	AT	0.09
캐나다	CA	0.08
모나코	MC	0.07
베트남	VN	0.07
포르투갈	PT	0.05
뉴질랜드	NZ	0.02
스리랑카	LK	0.01
케이맨 제도	KY	0.00
버진 아일랜드 (영국령)	VG	0.00
현금 및 기타 순자산		7.77

Fidelity Institutional Target™ 2060 (Euro) Fund [1,4,5]

현재 투자종목 명세서서 2020년 10월 31일

공인된 주식 또는 공식 증권거래소에서 거래됨

에너지

	국가 코드	CCY	주식 또는 명목	시장 가격 EUR순	% 자산
Equinor	NO	NOK	208	2,270	0.28
Total	FR	EUR	83	2,145	0.26
Royal Dutch Shell (B)	NL	GBP	152	1,572	0.19
Marathon Petroleum	US	USD	50	1,224	0.15
SBM Offshore	NL	EUR	70	970	0.12
John Wood Group	GB	GBP	321	757	0.09
Chevron	US	USD	10	569	0.07
PTT	TH	THB	550	469	0.06
Cairn Energy	GB	GBP	211	326	0.04
CNOOC	CN	HKD	415	325	0.04
Lundin Energy	SE	SEK	18	288	0.04
Galp Energia SGPS	PT	EUR	37	257	0.03
Royal Dutch Shell (A) (NL)	NL	EUR	23	246	0.03
Reliance Industries	IN	INR	10	227	0.03
Diversified Gas & Oil	US	GBP	172	214	0.03
China Petroleum & Chemical (H)	CN	HKD	614	205	0.03
Jadestone Energy	SG	GBP	282	144	0.02
China Shenhua Energy (H)	CN	HKD	94	140	0.02
PetroChina (H)	CN	HKD	282	68	0.01
Reabold Resources	GB	GBP	9,611	63	0.01
Kosmos Energy	US	GBP	62	57	0.01
CGG	FR	EUR	83	40	0.00
Longboat Energy	GB	GBP	38	38	0.00
Sinopec Kantons Holdings	HK	HKD	101	31	0.00
Star Petroleum Refining	TH	THB	142	21	0.00
Senex Energy	AU	AUD	106	19	0.00
China Oilfield Services (H)	CN	HKD	28	15	0.00
Cooper Energy	AU	AUD	63	12	0.00
Reliance Industries	IN	INR	1	6	0.00
				12,718	1.55

유틸리티

NextEra Energy	US	USD	57	3,592	0.44
Greencoat Renewables	IE	EUR	2,902	3,395	0.41
National Grid	GB	GBP	299	3,059	0.37
Renewables Infrastructure Group	GB	GBP	1,983	2,981	0.36
Enel	IT	EUR	274	1,876	0.23
Engie	FR	EUR	122	1,267	0.15
Fortum	FI	EUR	61	989	0.12
American Water Works	US	USD	6	805	0.10
US Solar Fund	GB	USD	867	735	0.09
CMS Energy	US	USD	13	720	0.09
Exelon	US	USD	19	652	0.08
RWE	DE	EUR	13	410	0.05
United Utilities Group	GB	GBP	42	402	0.05
Italgas	IT	EUR	57	284	0.03
Tenaga Nasional	MY	MYR	95	187	0.02
Power Grid Corporation of (India)	IN	INR	81	160	0.02
Mega First	MY	MYR	111	160	0.02
First Gen	PH	PHP	303	153	0.02
Rubis	FR	EUR	5	136	0.02
Cikarang Listrindo	ID	IDR	3,228	113	0.01
Guangdong Investment	HK	HKD	52	66	0.01
China Resources Power Holdings	HK	HKD	71	63	0.01
PTC India	IN	INR	70	38	0.00
Huadian Power International (H)	CN	HKD	176	37	0.00
West Holdings	JP	JPY	1	36	0.00
China Resources Gas Group	HK	HKD	9	34	0.00
CK Infrastructure Holdings	HK	HKD	7	30	0.00
Tianjin Development Holdings	HK	HKD	44	7	0.00
				22,387	2.73

소재

Air Products and Chemicals	US	USD	14	3,327	0.41
Sibanye Stillwater	ZA	ZAR	872	2,162	0.26
BHP Group (UK)	AU	GBP	123	2,042	0.25
Arcelormittal	LU	EUR	154	1,799	0.22
FMC	US	USD	18	1,597	0.20
Air Liquide	FR	EUR	12	1,488	0.18
Harmony Gold Mining	ZA	ZAR	228	962	0.12
Celanese	US	USD	10	941	0.11
DuPont de Nemours	US	USD	19	920	0.11
Victrex	GB	GBP	33	675	0.08
LafargeHolcim	CH	CHF	18	654	0.08
Endeavour Mining	MC	CAD	30	612	0.07
Shin-Etsu Chemical	JP	JPY	5	611	0.07
Anglo American	GB	GBP	29	585	0.07
NOF	JP	JPY	14	439	0.05
Kansai Paint	JP	JPY	18	404	0.05
Kenmare Resources	IE	GBP	117	377	0.05
Fuchs Petrolub (Pref'd)	DE	EUR	8	370	0.05
SIG Combibloc Group	CH	CHF	19	340	0.04
Synthomer	GB	GBP	72	302	0.04
Siam Cement	TH	THB	32	295	0.04
Essentra	GB	GBP	96	264	0.03
Huhtamaki	FI	EUR	5	222	0.03
Wienerberger	AT	EUR	10	218	0.03
Verallia	FR	EUR	8	196	0.02
Rhi Magnesita	AT	GBP	7	194	0.02
Glencore	CH	GBP	104	181	0.02
Boliden (B)	SE	SEK	7	164	0.02
Sumitomo Bakelite	JP	JPY	6	155	0.02
Sumitomo Metal Mining	JP	JPY	6	147	0.02
ATA IMS	MY	MYR	309	133	0.02
Baoshan Iron & Steel (A)	CN	CNY	193	132	0.02
Fujimi	JP	JPY	4	131	0.02
Anhui Conch Cement (A)	CN	CNY	19	122	0.01
Nickel Mines	AU	AUD	219	118	0.01
Korea Zinc	KR	KRW	1	109	0.01
Nabaltec	DE	EUR	5	107	0.01
BHP Group	AU	AUD	5	102	0.01
Scientex	MY	MYR	39	95	0.01
Air Water	JP	JPY	7	83	0.01
Merdeka Copper Gold	ID	IDR	716	77	0.01
Indocement Tunggal Prakarsa (A)	ID	IDR	107	76	0.01
UltraTech Cement	IN	INR	1	66	0.01
Evolution Mining	AU	AUD	19	64	0.01
West China Cement	CN	HKD	485	62	0.01
Fufeng Group	CN	HKD	217	59	0.01
Fuso Chemical	JP	JPY	2	52	0.01
Jiangxi Copper (H)	CN	HKD	49	50	0.01
TOA Paint Thailand	TH	THB	55	49	0.01
POSCO	KR	KRW	1	37	0.00
Lotte Chemical Titan Holding	MY	MYR	84	36	0.00
Sahamitr Pressure Container	TH	THB	113	35	0.00
Ivanhoe Mines	CA	CAD	10	32	0.00
Beijing Oriental Yuhong Waterproof Technology (A)	CN	CNY	7	32	0.00
Aluminum Corp of China	CN	HKD	167	31	0.00
Angang Steel (H)	CN	HKD	116	29	0.00
Skshu Paint (A)	CN	CNY	1	27	0.00
Gold Road Resources	AU	AUD	31	25	0.00
Shenzhen YUTO Packaging Technology	CN	CNY	6	23	0.00
Westgold Resources	AU	AUD	14	21	0.00
Saracen Mineral Holdings	AU	AUD	6	19	0.00
Greatview Aseptic Packaging	CN	HKD	49	18	0.00
Skshu Paint (A)	CN	CNY	1	15	0.00
Wonik Materials	KR	KRW	1	14	0.00
Blackstone Minerals	AU	AUD	68	14	0.00
St Barbara	AU	AUD	7	12	0.00
Hansol Chemical	KR	KRW	1	10	0.00
Shenzhen YUTO Packaging Technology	CN	CNY	2	9	0.00
Baoshan Iron & Steel (A)	CN	CNY	12	9	0.00
Daiken	JP	JPY	1	8	0.00
Bardoc Gold	AU	AUD	164	7	0.00
Musgrave Minerals	AU	AUD	14	4	0.00
Osaka Organic Chemical Industry	JP	JPY	1	3	0.00
				24,800	3.03

산업재

Wolters Kluwer	NL	EUR	55	3,819	0.47
Siemens	DE	EUR	38	3,811	0.47
Norfolk Southern	US	USD	17	2,935	0.36
Allison Transmission Holdings	US	USD	84	2,552	0.31
SKF	SE	SEK	142	2,505	0.31
Sany Heavy Industry (A)	CN	CNY	684	2,280	0.28
Epiroc	SE	SEK	168	2,072	0.25
Johnson Controls International	US	USD	53	1,902	0.23
Techtronic Industries	HK	HKD	165	1,899	0.23
RELX	GB	EUR	108	1,843	0.23
TransUnion	US	USD	27	1,804	0.22
DCC	IE	GBP	29	1,644	0.20
XPO Logistics	US	USD	19	1,460	0.18
Doric Nimrod Air Three (Pref'd)	GB	GBP	3,370	1,443	0.18
MISUMI Group	JP	JPY	51	1,293	0.16
Weichai Power (A)	CN	CNY	629	1,221	0.15
Daikin Industries	JP	JPY	8	1,211	0.15
Kansas City Southern	US	USD	8	1,193	0.15
Oshkosh	US	USD	19	1,123	0.14
Harmonic Drive Systems	JP	JPY	19	1,078	0.13
FANUC	JP	JPY	6	1,065	0.13
Doric Nimrod Air Two Perpetual (Pref'd)	GB	GBP	1,240	1,006	0.12
Meggitt	GB	GBP	324	984	0.12
United Rentals	US	USD	6	959	0.12

* 이사회 결정으로 가격이 책정된 유가증권.

전체 주식 목록은 6페이지에 나와 있습니다.

별첨 재무제표에 대한 주석은 본 재무제표의 중요한 일부입니다. 투자종목 명세서 및 지역별 배분의 순자산 비율은 반올림되었습니다.

현재 투자종목 명세서서 2020년 10월 31일

	국가 코드	CCY	주식 또는 명목	시장 가격 EUR순	% 자산
Amedeo Air Four Plus	GB	GBP	2,556	924	0.11
Nidec	JP	JPY	10	903	0.11
JB Hunt Transport Services	US	USD	8	880	0.11
Casella Waste Systems	US	USD	18	846	0.10
Sandvik	SE	SEK	54	830	0.10
Makita	JP	JPY	22	820	0.10
WW Grainger	US	USD	3	818	0.10
Aalberts	NL	EUR	27	785	0.10
ITOCHU	JP	JPY	38	779	0.10
Vinci	FR	EUR	11	771	0.09
Recruit Holdings	JP	JPY	24	770	0.09
FTI Consulting	US	USD	9	762	0.09
Fortive	US	USD	14	720	0.09
SMC	JP	JPY	2	705	0.09
Wizz Air Holdings	CH	GBP	18	630	0.08
L3Harris Technologies	US	USD	5	624	0.08
Daifuku	JP	JPY	6	562	0.07
Miura	JP	JPY	14	548	0.07
ManpowerGroup	US	USD	8	479	0.06
Flughafen Zuerich	CH	CHF	4	465	0.06
Sany Heavy Industry (A)	CN	CNY	132	441	0.05
Air Lease	US	USD	19	434	0.05
Safran	FR	EUR	4	402	0.05
Balfour Beatty	GB	GBP	159	377	0.05
DKSH Holding	CH	CHF	6	320	0.04
Assa Abloy	SE	SEK	17	318	0.04
Alpha Financial Markets Consulting	GB	GBP	129	308	0.04
Morgan Advanced Materials	GB	GBP	107	296	0.04
Inwido	SE	SEK	30	276	0.03
Varta	DE	EUR	2	269	0.03
RELX	GB	GBP	15	258	0.03
Inspired Energy	GB	GBP	1,739	246	0.03
THK	JP	JPY	10	238	0.03
UT Group	JP	JPY	9	236	0.03
Airports of Thailand	TH	THB	149	211	0.03
Singapore Technologies Engineering	SG	SGD	86	190	0.02
SITC International Holdings	HK	HKD	143	189	0.02
Yaskawa Electric	JP	JPY	5	178	0.02
Zhuzhou CRRC Times Electric (H)	CN	HKD	67	177	0.02
Secom	JP	JPY	2	167	0.02
International Container Terminal Services	PH	PHP	77	156	0.02
LISI	FR	EUR	11	152	0.02
Kerry Logistics Network	HK	HKD	85	152	0.02
Arwana Citramulia	ID	IDR	5,230	152	0.02
Clarkson	GB	GBP	7	149	0.02
SHO-BOND Holdings	JP	JPY	4	146	0.02
Simplybiz Group	GB	GBP	92	142	0.02
Hitachi Construction Machinery	JP	JPY	7	139	0.02
Siemens Energy	DE	EUR	7	138	0.02
Hitachi Transport System	JP	JPY	5	133	0.02
Penta-Ocean Construction	JP	JPY	22	122	0.01
Hazama Ando	JP	JPY	21	114	0.01
LT Group	PH	PHP	495	101	0.01
CKD	JP	JPY	7	100	0.01
Trusco Nakayama	JP	JPY	4	92	0.01
Makuake	JP	JPY	1	87	0.01
Cebu Air	PH	PHP	126	87	0.01
COMSYS Holdings	JP	JPY	4	81	0.01
Caverion	FI	EUR	14	78	0.01
Raito Kogyo	JP	JPY	6	75	0.01
Weichai Power (A)	CN	CNY	38	74	0.01
Ayala	PH	PHP	5	70	0.01
Sinotruk (Hong Kong)	CN	HKD	31	69	0.01
Raksul	JP	JPY	2	68	0.01
Kung Long Batteries Industrial	TW	TWD	16	65	0.01
Beijing Capital International Airport (H)	CN	HKD	123	65	0.01
Senior	GB	GBP	104	63	0.01
Sohgo Security Services	JP	JPY	2	61	0.01
Sinotrans (H)	CN	HKD	242	61	0.01
Daqin Railway (A)	CN	CNY	72	60	0.01
Pacific Basin Shipping	HK	HKD	426	53	0.01
Country Garden Services Holdings	CN	HKD	10	53	0.01
Titan Wind Energy Suzhou	CN	CNY	57	52	0.01
Sumitomo Densetsu	JP	JPY	3	52	0.01
Greentown Service Group	CN	HKD	52	49	0.01
Yamazen	JP	JPY	6	48	0.01
Weichai Power (H)	CN	HKD	29	47	0.01
Fuji Electric	JP	JPY	2	46	0.01
SBS Transit	SG	SGD	25	44	0.01
Prestige International	JP	JPY	6	44	0.01
Guangshen Railway (H)	CN	HKD	298	43	0.01
Sankyu	JP	JPY	1	41	0.01
MonotaRO	JP	JPY	1	40	0.00
Dynasty Ceramic	TH	THB	633	40	0.00
TechnoPro Holdings	JP	JPY	1	39	0.00
Sino-Thai Engineering & Construction	TH	THB	141	39	0.00
Surya Pertiwi	ID	IDR	1,612	38	0.00
Service Stream	AU	AUD	31	38	0.00
Nihon Flush	JP	JPY	3	35	0.00
Kito	JP	JPY	3	35	0.00
Air China (H)	CN	HKD	61	34	0.00
Sime Darby	MY	MYR	66	33	0.00
Shanghai M&G Stationery	CN	CNY	3	32	0.00
Muhibbah Engineering	MY	MYR	211	32	0.00
Hyundai Mipo Dockyard	KR	KRW	1	32	0.00
China Southern Airlines (H)	CN	HKD	71	32	0.00
Sinopec Engineering Group (H)	CN	HKD	92	31	0.00
CIMC Enric Holdings	HK	HKD	77	31	0.00
Nomura	JP	JPY	5	29	0.00
Kubota	JP	JPY	2	28	0.00
Ushio	JP	JPY	3	27	0.00
Rozetta	JP	JPY	2	27	0.00
Raiznext	JP	JPY	3	26	0.00
Nippo	JP	JPY	1	25	0.00
Trancom	JP	JPY	1	24	0.00
Sekisui Jushi	JP	JPY	1	22	0.00
Daiho	JP	JPY	1	22	0.00
Abist	JP	JPY	1	22	0.00
Hong Leong Industries	MY	MYR	14	21	0.00
Aeon Delight	JP	JPY	1	21	0.00
Takuma	JP	JPY	2	20	0.00
Sanwa Holdings	JP	JPY	2	20	0.00
Taikisha	JP	JPY	1	18	0.00
Keppel	SG	SGD	6	18	0.00
China State Construction Engineering	CN	CNY	27	18	0.00
TOKAI Holdings	JP	JPY	2	17	0.00
Qingdao Port International	CN	HKD	35	17	0.00
Cardig Aero Services	ID	IDR	1,423	17	0.00
Techno Smart	JP	JPY	2	14	0.00
KEC International	IN	INR	4	14	0.00
Nitto Boseki	JP	JPY	1	13	0.00
Nitta	JP	JPY	1	13	0.00
China Railway Group (H)	CN	HKD	32	13	0.00
Geumhwa PSC	KR	KRW	1	12	0.00
BOC Aviation	SG	HKD	2	12	0.00
NARI Technology	CN	CNY	3	9	0.00
Nippon Road Co	JP	JPY	1	8	0.00
Monalisa Group	CN	CNY	2	7	0.00
Koentec	KR	KRW	1	7	0.00
Anhui Heli Co	CN	CNY	4	7	0.00
Hirano Tecseed/Kinzoku	JP	JPY	1	6	0.00
Business Online	TH	THB	24	4	0.00
China Index Holdings ADR	CN	USD	3	3	0.00
TK Group Holdings	CN	HKD	9	2	0.00
Kosaido	JP	JPY	1	1	0.00
				68,023	8.31

정보 기술

Taiwan Semiconductor Manufacturing	TW	TWD	923	11,975	1.46
Microsoft	US	USD	62	10,803	1.32
Samsung Electronics	KR	KRW	211	9,086	1.11
Alphabet (A)	US	USD	6	8,485	1.04
Tencent Holdings	CN	HKD	113	7,428	0.91
Apple	US	USD	60	5,631	0.69
Facebook	US	USD	24	5,481	0.67
Visa	US	USD	28	4,328	0.53
SAP	DE	EUR	39	3,528	0.43
NXP Semiconductors	NL	USD	27	3,140	0.38
Infosys	IN	INR	235	2,888	0.35
Salesforce.com	US	USD	14	2,763	0.34
Fidelity National Information Services	US	USD	26	2,761	0.34
SK Hynix	KR	KRW	45	2,751	0.34
Intel	US	USD	69	2,606	0.32
Alphabet	US	USD	2	2,388	0.29
Fiserv	US	USD	27	2,160	0.26
Qualcomm	US	USD	17	1,827	0.22
Capgemini	FR	EUR	15	1,535	0.19
Keyence	JP	JPY	4	1,523	0.19
Oracle	US	USD	30	1,451	0.18
SS&C Technologies Holdings	US	USD	28	1,402	0.17
MediaTek	TW	TWD	66	1,350	0.16
VMware	US	USD	12	1,337	0.16
Lam Research	US	USD	4	1,319	0.16
IPG Photonics	US	USD	8	1,242	0.15
Workday	US	USD	7	1,237	0.15
SYNNEX	US	USD	11	1,223	0.15
Sage Group	GB	GBP	171	1,212	0.15
CDW	US	USD	9	992	0.12
Murata Manufacturing	JP	JPY	16	972	0.12
Shimadzu	JP	JPY	36	878	0.11

현재 투자종목 명세서서 2020년 10월 31일

	국가 코드	CCY	주식 또는 명목	시장 가격 EUR순	% 자산
Cognex	US	USD	14	793	0.10
Tokyo Electron	JP	JPY	3	773	0.09
Micron Technology	US	USD	18	751	0.09
Azbil	JP	JPY	21	728	0.09
Coherent	US	USD	7	706	0.09
Nutanix	US	USD	33	685	0.08
Disco	JP	JPY	3	668	0.08
Check Point Software Technologies (H)	IL	USD	6	629	0.08
Dell Technologies	US	USD	12	627	0.08
Infineon Technologies	DE	EUR	26	620	0.08
Western Digital	US	USD	19	604	0.07
RingCentral	US	USD	3	592	0.07
Littelfuse	US	USD	3	582	0.07
Infosys ADR	IN	USD	48	577	0.07
TDK	JP	JPY	6	575	0.07
Applied Materials	US	USD	11	562	0.07
Z Holdings	JP	JPY	93	557	0.07
Entegris	US	USD	8	524	0.06
Telefonaktiebolaget LM Ericsson	SE	SEK	54	513	0.06
Ciena	US	USD	15	507	0.06
Software	DE	EUR	16	490	0.06
Xilinx	US	USD	5	483	0.06
Hamamatsu Photonics KK	JP	JPY	11	471	0.06
Cisco Systems	US	USD	15	468	0.06
Obic	JP	JPY	3	439	0.05
Amdocs	US	USD	9	411	0.05
New Relic	US	USD	8	410	0.05
Yokogawa Electric	JP	JPY	30	382	0.05
Advanced Energy Industries	US	USD	7	381	0.05
MKS Instruments	US	USD	4	372	0.05
Rohm	JP	JPY	5	358	0.04
Citrix Systems	US	USD	3	322	0.04
Nomura Research Institute	JP	JPY	13	320	0.04
SDL	GB	GBP	40	307	0.04
MasterCard	US	USD	1	290	0.04
Aptitude Software Group	GB	GBP	54	290	0.04
Renesas Electronics	JP	JPY	38	272	0.03
DXC Technology	US	USD	16	249	0.03
Otsuka	JP	JPY	6	248	0.03
Lenovo Group	CN	HKD	457	246	0.03
Dialog Semiconductor	GB	EUR	7	235	0.03
Iriso Electronics	JP	JPY	7	223	0.03
Baidu ADR	CN	USD	2	223	0.03
Justsystems	JP	JPY	4	212	0.03
Alten	FR	EUR	3	205	0.03
AIXTRON	DE	EUR	21	205	0.03
SCREEN Holdings	JP	JPY	4	192	0.02
Sopra Steria Group	FR	EUR	2	187	0.02
NAVER	KR	KRW	1	178	0.02
Taiyo Yuden	JP	JPY	5	150	0.02
Elecom	JP	JPY	3	140	0.02
Sabre	US	USD	25	137	0.02
Sansan	JP	JPY	2	123	0.02
Hitachi	JP	JPY	4	122	0.01
Silergy	CN	TWD	2	116	0.01
Digital Garage	JP	JPY	4	113	0.01
Argo Graphics	JP	JPY	4	111	0.01
Samsung Electronics Perpetual (Pref'd)	KR	KRW	3	102	0.01
Fujitsu	JP	JPY	1	88	0.01
NEC	JP	JPY	2	82	0.01
FPT	VN	VND	43	82	0.01
giftee	JP	JPY	3	77	0.01
Hon Hai Precision Industry	TW	TWD	33	77	0.01
Tata Consultancy Services	IN	INR	2	70	0.01
Kamakura Shinsho	JP	JPY	8	67	0.01
Ai Holdings	JP	JPY	4	66	0.01
Horiba	JP	JPY	2	65	0.01
Sunny Optical Technology (H)	CN	HKD	4	64	0.01
Hennge KK	JP	JPY	1	64	0.01
Eizo	JP	JPY	2	63	0.01
Appen	AU	AUD	3	63	0.01
Redington India	IN	INR	40	61	0.01
Infocom	JP	JPY	2	51	0.01
Fabrinet	TH	USD	1	51	0.01
Information Services International-Dentsu	JP	JPY	1	45	0.01
Optex Group	JP	JPY	3	41	0.01
Advantech	TW	TWD	4	39	0.00
Tokyo Seimitsu	JP	JPY	1	37	0.00
PT Metrodata Electronics	ID	IDR	399	37	0.00
Atea	NO	NOK	4	37	0.00
Venture	SG	SGD	3	36	0.00
NEC Networks & System Integration	JP	JPY	2	36	0.00
Comture	JP	JPY	2	36	0.00
Shinko Electric Industries	JP	JPY	2	33	0.00
NET One Systems	JP	JPY	1	33	0.00
Hinduja Global Solutions	IN	INR	4	32	0.00
Powertech Technology	TW	TWD	12	31	0.00
My EG Services	MY	MYR	107	30	0.00
ASM Pacific Technology	HK	HKD	4	30	0.00
Tech Mahindra	IN	INR	3	29	0.00
Cognizant Technology Solutions	US	USD	1	28	0.00
Chatwork	JP	JPY	2	28	0.00
m-up Holdings	JP	JPY	1	27	0.00
Freee KK	JP	JPY	1	25	0.00
Dip	JP	JPY	1	24	0.00
KoMiCo	KR	KRW	1	23	0.00
Chroma ATE	TW	TWD	6	23	0.00
Samsung SDI	KR	KRW	1	22	0.00
Netbay (F)	TH	THB	33	22	0.00
Itochu Techno-Solutions	JP	JPY	1	22	0.00
Polytronics Technology	TW	TWD	8	21	0.00
China Railway Signal & Communication Corp (H)	CN	HKD	76	21	0.00
Alps Electric	JP	JPY	2	21	0.00
Amano	JP	JPY	1	20	0.00
Mimasu Semiconductor Industry	JP	JPY	1	18	0.00
Hytera Communications (B)	CN	CNY	18	17	0.00
Elite Material	TW	TWD	4	17	0.00
Spigen Korea	KR	KRW	1	16	0.00
Cyient	IN	INR	3	16	0.00
Ming Yuan Cloud Group Holdings	CN	HKD	4	15	0.00
Largan Precision	TW	TWD	1	12	0.00
Bengo4.com	JP	JPY	1	12	0.00
Nippon Ceramic	JP	JPY	1	10	0.00
Japan Material	JP	JPY	1	10	0.00
Computer Age Management Services	IN	INR	1	7	0.00
Siix	JP	JPY	1	5	0.00
Hangzhou Hikvision Digital Technology (A)	CN	CNY	1	3	0.00
SHIFT	JP	JPY	1	2	0.00
				132,598	16.20

소비재

Alibaba Group Holding ADR	CN	USD	52	13,584	1.66
Amazon.com	US	USD	3	7,568	0.92
Charter Communications	US	USD	14	7,078	0.86
Naspers	ZA	ZAR	38	6,276	0.77
Zhongsheng Group Holdings	CN	HKD	877	5,369	0.66
Midea Group (A)	CN	CNY	328	3,287	0.40
Publicis Groupe	FR	EUR	105	3,135	0.38
Prosus	NL	EUR	33	2,821	0.34
adidas	DE	EUR	11	2,716	0.33
McDonald's	US	USD	15	2,705	0.33
Booking Holdings	US	USD	2	2,638	0.32
ANTA Sports Products	CN	HKD	275	2,614	0.32
Nike	US	USD	22	2,253	0.28
Lowe's Cos	US	USD	13	1,726	0.21
Takeaway.com	NL	EUR	18	1,703	0.21
Midea Group	CN	CNY	153	1,531	0.19
Puma	DE	EUR	18	1,376	0.17
Altice USA	US	USD	59	1,366	0.17
NVR	US	USD	1	1,318	0.16
New Oriental Education & Technology Group ADR	CN	USD	9	1,303	0.16
Pearson	GB	GBP	224	1,271	0.16
Persimmon	GB	GBP	46	1,182	0.14
DouYu International Holdings ADR	CN	USD	87	1,129	0.14
Liberty Media Group	US	USD	37	1,122	0.14
Shimano	JP	JPY	5	1,016	0.12
Alibaba Group Holding	CN	HKD	29	944	0.12
Burlington Stores	US	USD	5	893	0.11
Fast Retailing	JP	JPY	1	892	0.11
HUYA ADR	CN	USD	47	880	0.11
Service Corp International	US	USD	21	870	0.11
AutoZone	US	USD	1	841	0.10
Dollar Tree	US	USD	11	830	0.10
ServiceMaster Global Holdings	US	USD	20	795	0.10
Papa John's International	US	USD	12	757	0.09
Activision Blizzard	US	USD	10	666	0.08
Baozun ADR	CN	USD	20	640	0.08
Advance Auto Parts	US	USD	5	573	0.07
Tapestry	US	USD	29	566	0.07
Baozun	CN	HKD	50	521	0.06
Koito Manufacturing	JP	JPY	12	491	0.06
Porsche Automobil Holding Perpetual (Pref'd)	DE	EUR	10	468	0.06
Volkswagen (Pref'd)	DE	EUR	4	466	0.06
Stanley Electric	JP	JPY	18	435	0.05
Vistry Group	GB	GBP	70	427	0.05
MakeMyTrip	IN	USD	25	399	0.05
Nifco	JP	JPY	15	397	0.05
EssilorLuxottica	FR	EUR	4	393	0.05
Pan Pacific International Holdings	JP	JPY	20	367	0.04
Nokian Renkaat	FI	EUR	13	342	0.04

현재 투자종목 명세서서 2020년 10월 31일

	국가 코드	CCY	주식 또는 명목	시장 가격 EUR순	% 자산
Wuhu Sanqi Interactive Entertainment	CN	CNY	89	337	0.04
Fiat Chrysler Automobiles	GB	EUR	32	334	0.04
Team17 Group	GB	GBP	37	291	0.04
Shop Apotheke Europe	NL	EUR	2	277	0.03
D'ieteren	BE	EUR	6	277	0.03
Ryohin Keikaku	JP	JPY	15	275	0.03
Boozt	SE	SEK	19	265	0.03
Dongfeng Motor Group (H)	CN	HKD	432	261	0.03
eBay	US	USD	6	258	0.03
Musti Group	FI	EUR	12	235	0.03
Toyo Tire & Rubber	JP	JPY	18	228	0.03
Autoliv	SE	USD	3	226	0.03
Watches of Switzerland Group	GB	GBP	51	224	0.03
Basic-Fit	NL	EUR	11	224	0.03
Coats Group	GB	GBP	347	219	0.03
Yamaha	JP	JPY	5	216	0.03
4imprint Group	GB	GBP	9	209	0.03
Galaxy Entertainment Group	HK	HKD	37	208	0.03
HelloFresh	DE	EUR	4	194	0.02
Seria	JP	JPY	5	166	0.02
Kendrion	NL	EUR	11	166	0.02
Gym Group	GB	GBP	104	160	0.02
Crystal International Group	HK	HKD	661	156	0.02
Cairn Homes	IE	EUR	191	150	0.02
Focus Media Information Technology	CN	CNY	122	147	0.02
THG Holding	GB	GBP	20	146	0.02
ScS Group	GB	GBP	69	146	0.02
Vivo Energy	GB	GBP	173	145	0.02
Headlam Group	GB	GBP	48	143	0.02
Shenzhou International Group Holdings	CN	HKD	9	140	0.02
Jollibee Foods	PH	PHP	46	139	0.02
Hyundai Mobis	KR	KRW	1	132	0.02
Suzuki Motor	JP	JPY	3	125	0.02
Dream International	HK	HKD	424	125	0.02
Trip.com Group ADR	CN	USD	5	124	0.02
Denso	JP	JPY	3	119	0.01
Guangzhou Automobile Group (H)	CN	HKD	131	116	0.01
Selamat Sempurna	ID	IDR	1,343	109	0.01
Honda Motor	JP	JPY	5	97	0.01
JD.com	CN	HKD	3	96	0.01
Weifu High-Technology Group	CN	HKD	59	93	0.01
Brilliance China Automotive Holdings	HK	HKD	118	87	0.01
MR DIY Group (M)	MY	MYR	236	85	0.01
Somboon Advance Technology	TH	THB	221	81	0.01
Nojima	JP	JPY	3	76	0.01
SAIC Motor (A)	CN	CNY	24	71	0.01
Hostelworld Group	IE	GBP	121	67	0.01
Wilcon Depot	PH	PHP	252	64	0.01
China Yongda Automobiles Services Holdings	CN	HKD	50	61	0.01
Central Automotive Products	JP	JPY	3	55	0.01
Map Aktif Adiperkasa	ID	IDR	445	54	0.01
Oriental Land	JP	JPY	1	51	0.01
Chaowei Power Holdings	CN	HKD	165	49	0.01
Xingda International Holdings	CN	HKD	213	47	0.01
Li Ning	CN	HKD	10	44	0.01
Subaru	JP	JPY	2	39	0.00
Pacific Textiles Holdings	HK	HKD	80	39	0.00
Plan B Media	TH	THB	243	36	0.00
Chow Tai Fook Jewellery Group	HK	HKD	30	33	0.00
Sony	JP	JPY	1	30	0.00
Sebang Global Battery	KR	KRW	1	30	0.00
Sabina	TH	THB	53	30	0.00
Fast Food Indonesia	ID	IDR	569	30	0.00
Jaya Bersama Indo	ID	IDR	1,817	29	0.00
Gree Electric Appliances Inc of Zhuhai	CN	CNY	4	29	0.00
Chow Sang Sang Holdings International	HK	HKD	31	29	0.00
Astra Otoparts	ID	IDR	568	29	0.00
Shine Corporate	AU	AUD	53	28	0.00
Texwinca Holdings	HK	HKD	190	25	0.00
Round One	JP	JPY	4	25	0.00
KIYO Learning	JP	JPY	1	25	0.00
Bestway Global Holding	CN	HKD	121	25	0.00
Tianneng Power International	CN	HKD	17	24	0.00
Teejay Lanka	LK	LKR	174	24	0.00
Zhejiang Supor (A)	CN	CNY	3	23	0.00
Demae-Can	JP	JPY	1	22	0.00
Vipshop Holdings ADR	CN	USD	1	21	0.00
ABC-Mart	JP	JPY	1	21	0.00
Texhong Textile Group	HK	HKD	30	20	0.00
Rinnai	JP	JPY	1	18	0.00
China Literature	CN	HKD	3	18	0.00
Mitra Adiperkasa	ID	IDR	438	17	0.00
Xtep International Holdings	CN	HKD	54	16	0.00
Koshidaka Holdings	JP	JPY	5	16	0.00
WPP AUNZ	AU	AUD	58	15	0.00
Nien Made Enterprise	TW	TWD	2	15	0.00
China South Publishing & Media Group (A)	CN	CNY	11	15	0.00
Bapcor	AU	AUD	3	15	0.00
Kohnan Shoji	JP	JPY	1	14	0.00
Ichikoh Industries	JP	JPY	4	14	0.00
SL	KR	KRW	1	13	0.00
Fujibo Holdings	JP	JPY	1	12	0.00
Com2uS	KR	KRW	1	12	0.00
China South Publishing & Media Group	CN	CNY	9	12	0.00
ASKUL	JP	JPY	1	12	0.00
Yadea Group Holdings	CN	HKD	9	11	0.00
Think Childcare	AU	AUD	19	11	0.00
Taiwan Sakura	TW	TWD	7	10	0.00
Rakuten	JP	JPY	1	10	0.00
Parkson Retail Group	CN	HKD	404	10	0.00
China Dongxiang Group	CN	HKD	97	10	0.00
Skyworth Group	HK	HKD	41	9	0.00
Mercari	JP	JPY	1	9	0.00
JINS	JP	JPY	1	8	0.00
Bafang Electric Suzhou	CN	CNY	1	8	0.00
Embry Holdings	HK	HKD	66	7	0.00
Piolax	JP	JPY	1	6	0.00
Square Enix Holdings	JP	JPY	1	5	0.00
Gree Electric Appliances of Zhuhai	CN	CNY	1	4	0.00
Fujitsu General	JP	JPY	1	4	0.00
Tokyo Radiator Manufacturing	JP	JPY	1	3	0.00
Hikari Tsushin	JP	JPY	1	3	0.00
Bafang Electric Suzhou	CN	CNY	1	3	0.00
Twenty-four seven	JP	JPY	1	2	0.00
				102,563	12.53

소비재

	국가 코드	CCY	주식 또는 명목	시장 가격 EUR순	% 자산
China Mengniu Dairy	HK	HKD	1,594	6,447	0.79
Unilever	GB	EUR	81	3,938	0.48
Swedish Match	SE	SEK	55	3,562	0.44
British American Tobacco	GB	GBP	126	3,418	0.42
Walmart	US	USD	26	3,111	0.38
Coca-Cola	US	USD	73	3,008	0.37
Tesco	GB	GBP	1,029	2,351	0.29
Unilever	GB	GBP	48	2,337	0.29
Beiersdorf	DE	EUR	26	2,317	0.28
Nestle	CH	CHF	21	2,039	0.25
Associated British Foods	GB	GBP	97	1,839	0.22
Kweichow Moutai	CN	CNY	8	1,748	0.21
Imperial Brands	GB	GBP	124	1,690	0.21
L'Oreal	FR	EUR	6	1,590	0.19
Koninklijke Ahold Delhaize	NL	EUR	60	1,425	0.17
CP ALL	TH	THB	905	1,337	0.16
Sprouts Farmers Market	US	USD	70	1,150	0.14
Monster Beverage	US	USD	17	1,144	0.14
Tyson Foods	US	USD	22	1,087	0.13
Nongfu Spring	CN	HKD	172	678	0.08
Pernod Ricard	FR	EUR	5	624	0.08
Archer-Daniels-Midland	US	USD	15	611	0.07
Kweichow Moutai (A)	CN	CNY	3	604	0.07
Coca-Cola European Partners	GB	USD	19	574	0.07
Kroger	US	USD	18	488	0.06
Bunge	US	USD	10	476	0.06
Wm Morrison Supermarkets	GB	GBP	247	447	0.05
Britvic	GB	GBP	46	376	0.05
Kao	JP	JPY	5	328	0.04
Royal Unibrew	DK	DKK	3	271	0.03
Gudang Garam	ID	IDR	75	179	0.02
Thai Beverage	TH	SGD	461	168	0.02
Indofood Sukses Makmur	ID	IDR	395	160	0.02
Welcia Holdings	JP	JPY	5	158	0.02
Puregold Price Club	PH	PHP	209	153	0.02
Sakata Seed	JP	JPY	4	122	0.01
Kotobuki Spirits	JP	JPY	3	107	0.01
Tsuruha Holdings	JP	JPY	1	106	0.01
Charoen Pokphand (Indonesia)	ID	IDR	307	104	0.01
Uni-President China Holdings	CN	HKD	135	101	0.01
First Resources	SG	SGD	126	96	0.01
RFM	PH	PHP	1,096	92	0.01
Japfa	SG	SGD	222	90	0.01
Saigon Beer Alcohol Beverage	VN	VND	13	88	0.01
Vietnam Dairy Products	VN	VND	21	85	0.01
Osotspa	TH	THB	95	84	0.01
Hindustan Unilever	IN	INR	3	82	0.01
Sheng Siong	SG	SGD	76	80	0.01
Asian Seafoods Coldstorage	TH	THB	206	75	0.01
WH Group	HK	HKD	108	73	0.01
Yantai Changyu Pioneer Wine	CN	HKD	46	71	0.01
Shiseido	JP	JPY	1	64	0.01
Heineken (Malaysia)	MY	MYR	17	62	0.01

현재 투자종목 명세서서 2020년 10월 31일

	국가 코드	CCY	주식 또는 명목	시장 가격 EUR순	% 자산
Coles Group	AU	AUD	6	61	0.01
Carlsberg Brewery (Malaysia)	MY	MYR	15	56	0.01
Convenience Retail Asia	HK	HKD	99	48	0.01
Industri Jamu Dan Farmasi Sido Muncul	ID	IDR	1,016	47	0.01
Siam Makro	TH	THB	41	45	0.01
Century Pacific Food	PH	PHP	165	45	0.01
Bumitama Agri	ID	SGD	163	45	0.01
Dairy Farm International Holdings	HK	USD	14	44	0.01
Ultrajaya Milk Industry & Trading	ID	IDR	440	43	0.01
Japfa Comfeed Indonesia	ID	IDR	690	43	0.01
China Resources Beer Holdings	HK	HKD	8	42	0.01
Tingyi Cayman Islands Holding	CN	HKD	25	39	0.00
Laobaixing Pharmacy Chain	CN	CNY	4	38	0.00
China Foods	HK	HKD	101	30	0.00
Shinnihonseiyaku	JP	JPY	1	21	0.00
Vinda International Holdings	HK	HKD	9	20	0.00
Changshouhua Food	CN	HKD	41	18	0.00
Blackmores	AU	AUD	1	11	0.00
Ceylon Cold Stores	LK	LKR	3	9	0.00
Bestore	CN	CNY	1	6	0.00
Shenguan Holdings Group	CN	HKD	120	3	0.00
Sagami Rubber Industries	JP	JPY	1	3	0.00
				54,132	6.61
건강					
Sanofi	FR	EUR	93	7,171	0.88
Roche Holding	CH	CHF	16	4,532	0.55
Horizon Therapeutics	US	USD	60	3,884	0.47
Koninklijke Philips	NL	EUR	91	3,643	0.45
Baxter International	US	USD	41	2,747	0.34
Novo Nordisk	DK	DKK	49	2,685	0.33
AbbVie	US	USD	37	2,677	0.33
UnitedHealth Group	US	USD	10	2,569	0.31
Thermo Fisher Scientific	US	USD	6	2,459	0.30
AmerisourceBergen	US	USD	29	2,389	0.29
Fresenius Medical Care	DE	EUR	34	2,199	0.27
ICON	IE	USD	14	2,165	0.26
Zimmer Biomet Holdings	US	USD	19	2,150	0.26
HCA Healthcare	US	USD	18	1,925	0.24
Abbott Laboratories	US	USD	18	1,629	0.20
Stryker	US	USD	8	1,320	0.16
Boston Scientific	US	USD	44	1,298	0.16
Roche Holding (B)	CH	CHF	4	1,136	0.14
Innovent Biologics	CN	HKD	177	1,127	0.14
McKesson	US	USD	7	930	0.11
Genus	GB	GBP	20	927	0.11
Olympus	JP	JPY	49	805	0.10
Pfizer	US	USD	24	726	0.09
Santen Pharmaceutical	JP	JPY	44	668	0.08
Mylan	US	USD	53	664	0.08
Anthem	US	USD	2	586	0.07
CVS Health	US	USD	12	585	0.07
Bayer	DE	EUR	14	560	0.07
PerkinElmer	US	USD	5	555	0.07
Nippon Shinyaku	JP	JPY	8	464	0.06
Grifols ADR	ES	USD	31	452	0.06
Hoya	JP	JPY	4	426	0.05
Sonova Holding	CH	CHF	2	374	0.05
Centene	US	USD	7	369	0.05
Arena Pharmaceuticals	US	USD	5	366	0.04
Eisai	JP	JPY	5	345	0.04
Ascendis Pharma ADR	DK	USD	2	343	0.04
Alexion Pharmaceuticals	US	USD	3	319	0.04
Krystal Biotech	US	USD	8	315	0.04
Apellis Pharmaceuticals	US	USD	11	310	0.04
Top Glove	MY	MYR	172	304	0.04
Aprea Therapeutics	US	USD	16	294	0.04
Exelixis	US	USD	16	281	0.03
Korian	FR	EUR	9	222	0.03
MorphoSys	DE	EUR	2	210	0.03
Sutro Biopharma	US	USD	18	192	0.02
As One	JP	JPY	1	185	0.02
Evotec	DE	EUR	8	182	0.02
CSL	AU	AUD	1	178	0.02
LivaNova	GB	USD	4	162	0.02
Craneware	GB	GBP	8	142	0.02
Chularat Hospital	TH	THB	1,670	116	0.01
Granules India	IN	INR	25	110	0.01
Tempo Scan Pacific	ID	IDR	1,467	108	0.01
Otsuka Holdings	JP	JPY	3	84	0.01
Rajthanee Hospital	TH	THB	139	82	0.01
Medikaloka Hermina	ID	IDR	434	80	0.01
WuXi AppTec	CN	HKD	5	65	0.01
Medical Data Vision	JP	JPY	3	63	0.01
Hansoh Pharmaceutical Group	CN	HKD	16	62	0.01
Wuxi Biologics Cayman	CN	HKD	3	61	0.01
Fisher & Paykel Healthcare (AU)	NZ	AUD	3	59	0.01
Eiken Chemical	JP	JPY	4	58	0.01
Nihon Kohden	JP	JPY	2	57	0.01
China Resources Pharmaceutical Group	CN	HKD	126	54	0.01
Mega Lifesciences	TH	THB	53	51	0.01
China National Accord Medicines (A)	CN	CNY	8	51	0.01
Jiangsu Hengrui Medicine	CN	CNY	4	48	0.01
Shandong Weigao Group Medical Polymer (H)	CN	HKD	27	44	0.01
Ramsay Health Care	AU	AUD	1	35	0.00
China National Accord Medicines (B)	CN	HKD	12	29	0.00
Shanghai Pharmaceuticals Holding (H)	CN	HKD	17	23	0.00
I-Sens	KR	KRW	1	23	0.00
JMDC	JP	JPY	1	14	0.00
Hutchison China MediTech	HK	GBP	3	13	0.00
Vieworks	KR	KRW	1	11	0.00
China National Accord Medicines	CN	CNY	1	8	0.00
Interojo	KR	KRW	1	7	0.00
Peijia Medical	CN	HKD	2	5	0.00
Osprey Medical	US	AUD	40	0	0.00
				64,567	7.89
금융					
Fidelity US Quality Income UCITS ETF	IE	GBP	5,689	34,849	4.26
HDFC Bank	IN	INR	450	6,175	0.75
AIA Group	HK	HKD	618	5,047	0.62
Hicl Infrastructure	GB	GBP	2,178	4,258	0.52
JPMorgan Chase	US	USD	46	3,785	0.46
Legal & General Group	GB	GBP	1,778	3,654	0.45
AXA	FR	EUR	249	3,437	0.42
Morgan Stanley	US	USD	80	3,291	0.40
Allianz	DE	EUR	20	3,020	0.37
DNB	NO	NOK	232	2,693	0.33
Bank Central Asia	ID	IDR	1,451	2,451	0.30
Bank OZK	US	USD	117	2,437	0.30
Amundi Physical Gold ETC	IE	USD	36	2,331	0.28
Sberbank of Russia Perpetual (Pref'd)	RU	USD	1,060	2,214	0.27
Hannover Rueck	DE	EUR	17	2,061	0.25
Arthur J Gallagher	US	USD	23	2,057	0.25
St James's Place	GB	GBP	188	1,879	0.23
Prudential	GB	GBP	177	1,855	0.23
Barclays	GB	GBP	1,554	1,841	0.22
Berkshire Hathaway	US	USD	10	1,686	0.21
Zurich Insurance Group	CH	CHF	6	1,683	0.21
3i Group	GB	GBP	156	1,666	0.20
Chailease Holding	TW	TWD	391	1,635	0.20
NN Group	NL	EUR	52	1,559	0.19
Tradeweb Markets	US	USD	33	1,538	0.19
ABN AMRO Group	NL	EUR	216	1,525	0.19
Tryg	DK	DKK	62	1,473	0.18
Admiral Group	GB	GBP	44	1,342	0.16
Discover Financial Services	US	USD	24	1,323	0.16
First Republic Bank	US	USD	11	1,199	0.15
Muenchener Rueckversicherungs-Gesellschaft	DE	EUR	6	1,164	0.14
Willis Towers Watson	GB	USD	7	1,140	0.14
Deutsche Boerse	DE	EUR	9	1,080	0.13
Virtu Financial	US	USD	59	1,078	0.13
Sampo	FI	EUR	33	1,072	0.13
HDFC Standard Life Insurance	IN	INR	149	1,014	0.12
Assurant	US	USD	9	1,014	0.12
ICICI Lombard General Insurance	IN	INR	69	986	0.12
Texas Capital Bancshares	US	USD	25	965	0.12
DBS Group Holdings	SG	SGD	70	901	0.11
Tokio Marine Holdings	JP	JPY	23	876	0.11
SVB Financial Group	US	USD	4	868	0.11
Axis Bank	IN	INR	137	781	0.10
iShares Gold Producers UCITS ETF	IE	USD	56	766	0.09
Housing Development Finance	IN	INR	34	761	0.09
Wells Fargo	US	USD	39	710	0.09
Fairfax Financial Holdings	CA	CAD	3	649	0.08
Bajaj Finance	IN	INR	17	635	0.08
Travelers	US	USD	6	621	0.08
United Overseas Bank	SG	SGD	52	618	0.08
Swedbank	SE	SEK	44	598	0.07
Oversea-Chinese Banking	SG	SGD	112	591	0.07
ING Groep	NL	EUR	97	569	0.07
Ageas	BE	EUR	16	560	0.07
Bank Rakyat Indonesia Persero	ID	IDR	2,872	558	0.07
China Construction Bank (H)	CN	HKD	940	556	0.07
China Life Insurance (H)	CN	HKD	282	529	0.06
Northern Trust	US	USD	7	452	0.06
VZ Holding	CH	CHF	6	445	0.05
Noah Holdings ADR	CN	USD	17	392	0.05
Public Bank	MY	MYR	120	373	0.05
Palomar Holdings	US	USD	5	373	0.05

현재 투자종목 명세서서 2020년 10월 31일

	국가 코드	CCY	주식 또는 명목	시장 가격 EUR순	% 자산
Aflac	US	USD	12	336	0.04
ORIX	JP	JPY	33	335	0.04
SCOR	FR	EUR	16	333	0.04
Industrial & Commercial Bank of China (H)	CN	HKD	633	308	0.04
Arch Capital Group	BM	USD	12	306	0.04
Intermediate Capital Group	GB	GBP	23	303	0.04
Bank Mandiri Persero	ID	IDR	895	299	0.04
Van Lanschot Kempen	NL	EUR	17	296	0.04
Goosehead Insurance	US	USD	3	294	0.04
Hamilton Lane	US	USD	5	290	0.04
Credit Agricole	FR	EUR	41	278	0.03
Euronext	NL	EUR	3	270	0.03
Ping An Insurance Group (H)	CN	HKD	30	264	0.03
Banca Generali	IT	EUR	10	238	0.03
IG Group Holdings	GB	GBP	27	230	0.03
ASR Nederland	NL	EUR	9	225	0.03
Vienna Ins. Group Wiener Versicherung Gruppe	AT	EUR	12	201	0.02
KBC Ancora	BE	EUR	8	193	0.02
China Merchants Bank (H)	CN	HKD	42	187	0.02
Agricultural Bank of China (H)	CN	HKD	597	173	0.02
Zenkoku Hosho	JP	JPY	5	159	0.02
Bangkok Bank	TH	THB	58	153	0.02
HDFC Bank ADR	IN	USD	3	151	0.02
E.Sun Financial Holding	TW	TWD	185	135	0.02
Draper Esprit	GB	GBP	19	128	0.02
Sparebanken Vest	NO	NOK	22	123	0.02
Bank Tabungan Pensiunan Nasional Syariah	ID	IDR	557	119	0.01
Muangthai Capital	TH	THB	77	115	0.01
Commonwealth Bank of Australia	AU	AUD	3	115	0.01
Sompo Holdings	JP	JPY	3	93	0.01
Kasikornbank (F)	TH	THB	44	91	0.01
BFI Finance Indonesia	ID	IDR	3,897	87	0.01
KB Financial Group	KR	KRW	3	81	0.01
Aruhi	JP	JPY	5	80	0.01
CITIC Securities (H)	CN	HKD	40	74	0.01
Tisco Financial Group	TH	THB	37	73	0.01
LPI Capital	MY	MYR	27	71	0.01
Xtrackers Euro Stoxx 50 UCITS ETF	LU	EUR	1	66	0.01
China Minsheng Banking (H)	CN	HKD	139	66	0.01
Huatai Securities (H)	CN	HKD	44	62	0.01
China Cinda Asset Management (H)	CN	HKD	364	59	0.01
Dah Sing Banking Group	HK	HKD	72	53	0.01
Shinhan Financial Group	KR	KRW	2	43	0.01
SBI Holdings	JP	JPY	2	39	0.00
Shriram Transport Finance	IN	INR	5	37	0.00
Samsung Fire & Marine Insurance	KR	KRW	1	36	0.00
Mega Financial Holding	TW	TWD	44	36	0.00
China International Capital (H)	CN	HKD	18	36	0.00
Westpac Banking 0.022% FRN 04/12/2020 EMTN	AU	EUR	33	33	0.00
Shriram City Union Finance	IN	INR	4	33	0.00
Minkabu The Infonoid	JP	JPY	2	32	0.00
Kotak Mahindra Bank	IN	INR	2	32	0.00
China Taiping Insurance Holdings	HK	HKD	21	27	0.00
Muthoot Finance	IN	INR	2	21	0.00
Repco Home Finance	IN	INR	8	19	0.00
Hyundai Marine & Fire Insurance	KR	KRW	1	17	0.00
DB Insurance	KR	KRW	1	17	0.00
Korean Reinsurance	KR	KRW	3	16	0.00
LIC Housing Finance	IN	INR	5	15	0.00
Kiwoom Securities	KR	KRW	1	11	0.00
CIMB Group Holdings	MY	MYR	3	2	0.00
				137,674	16.82
부동산					
Vonovia	DE	EUR	106	5,817	0.71
GCP Student Living REIT	GB	GBP	1,799	2,241	0.27
Prologis REIT	US	USD	23	1,929	0.24
Tritax EuroBox	GB	EUR	1,425	1,425	0.17
American Campus Communities REIT	US	USD	37	1,182	0.14
Invitation Homes REIT	US	USD	36	834	0.10
ADO Properties (A)	DE	EUR	24	512	0.06
Shurgard Self Storage	LU	EUR	12	442	0.05
UNITE Group REIT	GB	GBP	39	366	0.04
China Resources Land	HK	HKD	82	289	0.04
Healthcare Realty Trust REIT	US	USD	11	273	0.03
Ascendas Real Estate Investment Trust REIT	SG	SGD	141	256	0.03
China Overseas Land & Investment	HK	HKD	114	245	0.03
Urban & Civic	GB	GBP	101	231	0.03
Relo Group	JP	JPY	11	229	0.03
Open House	JP	JPY	7	207	0.03
Urban Logistics REIT	GB	GBP	88	134	0.02
Cromwell European REIT	SG	EUR	292	133	0.02
Keppel Pacific Oak US REIT	SG	USD	210	127	0.02
Land & Houses	TH	THB	687	121	0.01
Pakuwon Jati	ID	IDR	4,758	114	0.01
Ascendas India Trust	SG	SGD	139	113	0.01
Robinsons Land	PH	PHP	405	108	0.01
City Developments	SG	SGD	27	108	0.01
Supalai	TH	THB	239	103	0.01
Keppel DC REIT	SG	SGD	41	76	0.01
AREIT REIT	PH	PHP	162	73	0.01
Goodman Group REIT	AU	AUD	5	58	0.01
Link REIT	HK	HKD	9	57	0.01
KE Holdings ADR	CN	USD	1	51	0.01
SM Prime Holdings	PH	PHP	77	46	0.01
China Merchants Commercial REIT	HK	HKD	170	45	0.01
Central Pattana	TH	THB	43	45	0.01
Shimao Property Holdings	HK	HKD	13	40	0.00
Propnex	SG	SGD	83	33	0.00
Daibiru	JP	JPY	3	24	0.00
Heiwa Real Estate	JP	JPY	1	9	0.00
Cosmos Initia	JP	JPY	1	2	0.00
Shimao Services Holdings	CN	HKD	1	0	0.00
				18,098	2.21
폐쇄형 펀드					
International Public Partnerships	GB	GBP	1,588	2,967	0.36
Greencoat UK Wind Funds	GB	GBP	1,916	2,871	0.35
Sequoia Economic Infrastructure Income Fund	GB	GBP	1,615	1,879	0.23
Starwood European Real Estate Finance	GB	GBP	941	895	0.11
CVC Credit Partners European Opportunities	GB	GBP	662	689	0.08
KKV Secured Loan Fund C	GB	GBP	1,481	550	0.07
Axiom European Financial Debt Fund	GB	GBP	534	519	0.06
TwentyFour Income Fund	GB	GBP	387	445	0.05
Oakley Capital Investments Fund	BM	GBP	146	412	0.05
KKV Secured Loan Fund	GB	GBP	2,148	316	0.04
Gemfields Group	GB	ZAR	971	64	0.01
				11,607	1.42
개방형 펀드					
Majedie Asset Tortoise Fund (H)	IE	EUR	11,330	9,082	1.11
Assenagon Alpha Volatility	LU	EUR	7	8,674	1.06
Helium Fund - Helium Performance	LU	EUR	7	6,867	0.84
ADG Systematic Macro UCITS Fund E GBP	LU	GBP	50	5,232	0.64
Fidelity ILF - The US Dollar Fund - A-ACC-USD	IE	USD	1	4,120	0.50
Fidelity ILF - The Euro Fund - A-ACC-EUR	IE	EUR	1	1,984	0.24
Fulcrum Multi Asset Trend Fund	LU	EUR	22	1,597	0.20
Goldman Sachs - SICAV I - GS Emerging Markets	LU	USD	49	852	0.10
BlackRock Global Index Funds - iShares EM	LU	EUR	7	843	0.10
Alma Capital Invest. Funds - AH&W US Large Cap	LU	USD	8	829	0.10
State Street Europe Value Spotlight Fund	LU	EUR	99	778	0.10
				40,858	4.99
주식 연계 채권					
HSBC (Kweichow Moutai (A)) ELN 12/04/2024	CN	USD	6	1,243	0.15
HSBC (Weichai Power (A)) ELN 07/05/2021	CN	USD	247	480	0.06
HSBC (Hangzhou Hikvision Digital (A)) ELN 08/2021	CN	USD	22	126	0.02
HSBC (Wuhu Sanqi IA Ent (A)) ELN 16/09/2021	CN	USD	12	44	0.01
HSBC (China Nat'l. Accord Med (A)) ELN 15/10/2021	CN	USD	5	31	0.00
HSBC (China (S) Publish & Med (A)) ELN 23/11/2022	CN	USD	14	18	0.00
				1,942	0.24
커뮤니케이션 서비스					
T-Mobile US	US	USD	58	5,424	0.66
Elisa	FI	EUR	28	1,191	0.15
Netflix	US	USD	3	1,113	0.14
Infrastrutture Wireless Italiane	IT	EUR	106	983	0.12
Liberty Global	GB	USD	49	776	0.09
Verizon Communications	US	USD	15	753	0.09
China Mobile	HK	HKD	122	640	0.08
Deutsche Telekom	DE	EUR	42	555	0.07
Swisscom	CH	CHF	1	464	0.06
Tele2	SE	SEK	42	425	0.05
Telekomunikasi Indonesia Persero	ID	IDR	2,211	336	0.04
Sea ADR	SG	USD	2	273	0.03
Singapore Telecommunications	SG	SGD	203	259	0.03
Advanced Info Service	TH	THB	54	256	0.03
NOS SGPS	PT	EUR	59	172	0.02
Sarana Menara Nusantara	ID	IDR	2,050	118	0.01
Pebble Group	GB	GBP	148	117	0.01
HKBN	HK	HKD	75	112	0.01
Globe Telecom	PH	PHP	2	87	0.01
TIME dotCom	MY	MYR	32	84	0.01
XL Axiata	ID	IDR	689	81	0.01
Bharti Airtel	IN	INR	14	68	0.01
LG Uplus	KR	KRW	8	66	0.01
SoftBank Group	JP	JPY	1	43	0.01
China Unicom	HK	HKD	79	42	0.01
Telstra	AU	AUD	22	35	0.00

현재 투자종목 명세서서 2020년 10월 31일

	국가 코드	CCY	주식 또는 명목	시장 가격 EUR순	% 자산
Daiichikosho	JP	JPY	1	31	0.00
Nippon Telegraph & Telephone	JP	JPY	1	18	0.00
Cathay Media And Education Group	CN	HKD	22	10	0.00
Dialog Axiata	LK	LKR	188	9	0.00
Shemaroo Entertainment	IN	INR	8	5	0.00
Internet Initiative Japan	JP	JPY	1	4	0.00
ARTERIA Networks	JP	JPY	1	3	0.00
				14,553	1.78

증권 자격 취득 또는 기타 통제 된 시장 에서 죽음을 맞게

에너지

Cheniere Energy	US	USD	10	425	0.05
				425	0.05

유틸리티

Endesa	ES	EUR	88	2,024	0.25
Iberdrola	ES	EUR	125	1,261	0.15
Enagas	ES	EUR	23	433	0.05
Red Electrica	ES	EUR	19	284	0.03
				4,002	0.49

소재

Grupo Mexico	MX	MXN	884	2,154	0.26
PhosAgro GDR	RU	USD	76	750	0.09
Novolipetsk Steel GDR	RU	USD	33	658	0.08
Vidrala	ES	EUR	4	319	0.04
Vidrala (BR) RTS 05/11/2020	ES	EUR	4	16	0.00
				3,897	0.48

산업재

Ferrovial	ES	EUR	117	2,168	0.26
Localiza Rent a Car	BR	BRL	217	1,993	0.24
Ryanair Holdings	IE	EUR	36	431	0.05
Irish Continental Group	IE	EUR	93	291	0.04
Applus Services	ES	EUR	36	241	0.03
Vietnam Engine & Argicultural Machinery	VN	VND	66	103	0.01
Viettel Post Joint Stock	VN	VND	22	87	0.01
Hokkaido Chuo Bus	JP	JPY	1	1	0.00
				5,315	0.65

정보 기술

Amadeus IT Group	ES	EUR	4	176	0.02
Taiwan Union Technology	TW	TWD	27	77	0.01
				253	0.03

소비재

Industria de Diseno Textil	ES	EUR	102	2,167	0.26
Glenveagh Properties	IE	EUR	265	195	0.02
Dalata Hotel Group	IE	EUR	74	179	0.02
Applegreen	IE	EUR	57	163	0.02
				2,704	0.33

소비재

X5 Retail Group GDR	RU	USD	31	925	0.11
Quang Ngai Sugar	VN	VND	105	123	0.02
				1,048	0.13

건강

Grifols	ES	EUR	8	183	0.02
Korian RTS 26/10/2020	FR	EUR	9	23	0.00
				206	0.03

금융

Grupo Financiero Banorte	MX	MXN	321	1,209	0.15
TCS Group Holding GDR	CY	USD	55	1,125	0.14
Kaspi KZ	KZ	USD	29	1,067	0.13
				3,401	0.42

정부

US Treasury 0.00% 27/11/2020	US	USD	3,393	2,913	0.36
US Treasury 0.00% 12/11/2020	US	USD	3,391	2,910	0.36
US Treasury 0.00% 19/11/2020	US	USD	3,389	2,909	0.36
US Treasury 0.00% 05/11/2020	US	USD	3,389	2,909	0.36
US Treasury 0.00% 03/12/2020	US	USD	3,390	2,909	0.36
US Treasury 0.00% 10/12/2020	US	USD	3,389	2,908	0.36
				17,458	2.13

개방형 펀드

Invesco Global Targeted Returns Fund UK	GB	GBP	609	1,568	0.19
				1,568	0.19

주식 연계 채권

UBS (Midea Group (A)) ELN 16/11/2020	CN	USD	19	191	0.02
HSBC (Midea Group (A)) ELN 23/11/2020	CN	USD	8	80	0.01
UBS (Anhui Heli (A)) ELN 21/01/2022	CN	USD	34	62	0.01
HSBC (Beijing Roborock Tech. (A)) ELN 21/09/2021	CN	USD	1	18	0.00
HSBC (Skshu Paint (A)) ELN 21/07/2021	CN	USD	1	4	0.00
HSBC (FPT (A)) ELN 23/11/2021	GB	USD	2	4	0.00
UBS (Midea Group (A)) ELN 21/07/2022	CN	USD	1	1	0.00
				360	0.04

커뮤니케이션 서비스

Euskaltel	ES	EUR	32	262	0.03
				262	0.03

금융 상품

Kommunalbanken CP -0.545% 05/11/2020	NO	EUR	163	163	0.02
Rabobank CP -0.55% 10/02/2021	NZ	EUR	111	111	0.01
Allianz CP -0.41% 03/11/2020	DE	EUR	111	111	0.01
Toyota Motor Finance CP -0.56% 16/12/2020	NL	EUR	98	98	0.01
Toyota Leasing CP -0.56% 14/01/2021	DE	EUR	98	98	0.01
Swedbank CP -0.54% 21/12/2020	SE	EUR	98	98	0.01
Sumi Trust Bank CD 0.00% 16/12/2020	JP	EUR	98	98	0.01
Soc Anonyme De CP -0.36% 06/11/2020	FR	EUR	98	98	0.01
SMBC Brussels CP -0.53% 19/11/2020	BE	EUR	98	98	0.01
Oesterreichisch CP -.54% 27/11/2020	AT	EUR	98	98	0.01
Loreal CP -0.555% 05/11/2020	FR	EUR	98	98	0.01
Lloyds Bank CP -0.57% 14/01/2021	GB	EUR	98	98	0.01
Lloyds Bank CP -0.56% 07/01/2021	GB	EUR	98	98	0.01
Linde Finance CP -0.43% 04/12/2020	NL	EUR	98	98	0.01
KBC Bank CD 0.00% 21/12/2020	BE	EUR	98	98	0.01
Jyske Bank CP -0.545% 23/11/2020	DK	EUR	98	98	0.01
HSBC France CP -0.50% 01/04/2021	FR	EUR	98	98	0.01
Dexia Credit Local CP -0.54% 21/12/2020	FR	EUR	98	98	0.01
Citibank CD 0.00% 05/02/2021	US	EUR	98	98	0.01
Citibank CD 0.00% 04/12/2020	US	EUR	98	98	0.01
Archer Dan CP -0.53% 03/12/2020	US	EUR	98	98	0.01
Archer Dan CP -0.52% 01/12/2020	US	EUR	98	98	0.01
Agence Centrale CP -0.56% 22/02/2021	FR	EUR	98	98	0.01
Swedbank CP -0.38% 01/12/2020	SE	EUR	65	65	0.01
Svenska Handelsbanken CP -0.35% 18/12/2020	SE	EUR	65	65	0.01
SMBV Brussels CD 0.00% 24/12/2020	DE	EUR	65	65	0.01
SMBC Brussels CD 0.00% 23/11/2020	BE	EUR	65	65	0.01
Rabobank Ned CP -0.40% 05/11/2020	NL	EUR	65	65	0.01
Nordea Bank CP -0.55% 17/12/2020	FI	EUR	65	65	0.01
Nordea Bank CP -0.50% 10/12/2020	FI	EUR	65	65	0.01
Nordea Bank CP -0.4% 07/12/2020	FI	EUR	65	65	0.01
Mizuho Bank CD 0.00% 07/01/2021	GB	EUR	65	65	0.01
Linde Finance CP -0.49% 18/01/2021	NL	EUR	65	65	0.01
Dexia Credit Local CP -0.48% 22/12/2020	FR	EUR	65	65	0.01
Denmark CP -0.53% 04/01/2021	DK	EUR	65	65	0.01
Agence Centrale CP -0.52% 23/11/2020	FR	EUR	65	65	0.01
Agence Centrale CP -0.33% 06/11/2020	FR	EUR	65	65	0.01
Mizuho Bank CD 0.00% 05/11/2020	GB	EUR	52	52	0.01
Credit Suisse CD 0.00% 12/11/2020	GB	EUR	52	52	0.01
Goldman Sachs CD 0.00% 07/05/2021	GB	EUR	49	49	0.01
BOA International CD 0.00% 08/01/2021	IE	EUR	49	49	0.01
P&G CP -0.49% 03/12/2020	US	EUR	46	46	0.01
Deutsche Bahn CP -0.555% 30/11/2020	DE	EUR	46	46	0.01
Swedbank CP -0.55% 17/12/2020	SE	EUR	33	33	0.00
Swedbank CP -.053% 21/04/2021	SE	EUR	33	33	0.00
Svenska Handelsbanken CP -0.52% 22/02/2021	SE	EUR	33	33	0.00
Svenska Handelsbanken CP -0.49% 24/05/2021	SE	EUR	33	33	0.00
Paccar Finance Euro CP -0.53% 05/01/2021	NL	EUR	33	33	0.00
Nordea Bank CP -0.54% 19/04/2021	FI	EUR	33	33	0.00
HSBC France CP -0.15% 09/11/2020	FR	EUR	33	33	0.00
Deutsche Bahn CP -0.555% 30/11/2020	DE	EUR	20	20	0.00
				3,800	0.46

목록에 없음

소재

Farmers Bus Perpetual (Pref'd)*	US	USD	17	470	0.06
FARMERS BU SR F 0% (Pref'd) (Perpetual)*	US	USD	11	317	0.04
China Metal Recycling Holdings*	HK	HKD	0	0	0.00
				787	0.10

현재 투자종목 명세서서 2020년 10월 31일

	국가 코드	CCY	주식 또는 명목	시장 가격 EUR	% 순자산
산업재					
Tradeshift Holdings*	US	USD	31	158	0.02
				158	0.02
정보 기술					
Innoviz Technology Service*	IL	USD	59	426	0.05
Sensetime Group*	CN	USD	80	24	0.00
DBA Telecommunication Asia Holdings*	HK	HKD	1	0	0.00
				450	0.05
건강					
Grail*	US	USD	2	25	0.00
JHL Biotech*	KY	TWD	4	5	0.00
Chime Biologics*	VG	USD	4	1	0.00
				31	0.00
금융					
Transferwise*	GB	USD	5	485	0.06
Transferwise (Pref'd)*	GB	USD	3	331	0.04
				816	0.10
단주				9	0.00
총 투자 (비용 EUR 708,038)				753,470	92.05

예금

Barclays Bank TD -0.55% 02/11/2020	GB	EUR	489	489	0.06
KBC Bank TD -0.56% 02/11/2020	BE	EUR	391	391	0.05
Bred Banque TD -0.58% 02/11/2020	FR	EUR	391	391	0.05
Credit Agricole TD -0.55% 02/11/2020	FR	EUR	206	206	0.03
				1,477	0.18
(예금 포함) 총 투자				754,947	92.23

차액 거래 계약

	CCY	기본 노출	미실현 이익 / (손실) EUR	% 순자산
MSCI Europe VI Eur Net (JPLS)	EUR	10,759	(549)	(0.07)
			(549)	(0.07)

선물환 계약

	기본 노출 EUR	미실현 이익 / (손실) EUR	% 순자산
구입 SEK 판매 EUR 에 10.41988 16/11/2020	1,906	11	0.00
구입 CHF 판매 EUR 에 1.07699 16/11/2020	891	8	0.00
구입 USD 판매 PHP 에 0.02063 16/11/2020	41	0	0.00
구입 USD 판매 PHP 에 0.02058 16/11/2020	3	0	0.00
구입 USD 판매 PHP 에 0.02055 16/11/2020	2	0	0.00
구입 USD 판매 PHP 에 0.02052 16/11/2020	2	0	0.00
구입 USD 판매 EUR 에 1.18249 16/11/2020	18	0	0.00
구입 USD 판매 EUR 에 1.18162 16/11/2020	24	0	0.00
구입 USD 판매 EUR 에 1.17954 16/11/2020	7	0	0.00
구입 USD 판매 EUR 에 1.17357 16/11/2020	7	0	0.00
구입 USD 판매 EUR 에 1.17260 16/11/2020	7	0	0.00
구입 EUR 판매 USD 에 0.85601 16/11/2020	7	0	0.00
구입 EUR 판매 USD 에 0.85197 16/11/2020	6	0	0.00
구입 EUR 판매 USD 에 0.85062 16/11/2020	1	0	0.00
구입 EUR 판매 USD 에 0.85007 16/11/2020	10	0	0.00
구입 EUR 판매 USD 에 0.84759 16/11/2020	11	0	0.00
구입 EUR 판매 USD 에 0.84583 16/11/2020	67	(1)	(0.00)
구입 NOK 판매 EUR 에 10.85198 16/11/2020	673	(16)	(0.00)
구입 EUR 판매 GBP 에 1.09720 16/11/2020	1,642	(21)	(0.00)
구입 EUR 판매 USD 에 0.84568 19/11/2020	5,124	(74)	(0.01)
구입 EUR 판매 GBP 에 1.10323 19/11/2020	31,193	(236)	(0.03)
		(329)	(0.04)

선물

	CCY	기본 노출	미실현 이익 / (손실) EUR	% 순자산
FTSE 250 Index Future 18/12/2020	GBP	(480)	11	0.00
S&P TSX 60 Index Future 17/12/2020	CAD	21,601	(700)	(0.09)
E-Mini Russ 1000 Index Future 18/12/2020	USD	27,063	(776)	(0.09)
MSCI Europe Index Future 18/12/2020	EUR	16,347	(1,184)	(0.14)
			(2,649)	(0.32)

옵션

	CCY	Contracts	시장 가격 EUR	% 순자산
구입 풋 HSI 지수 22000 29/06/2021	HKD	1	5	0.00
구입 풋 한국 Kospi 200 지수 285 10/06/2021	KRW	140	2	0.00
구입 풋 HSI 지수 21600 29/06/2021	HKD	1	2	0.00
구입 풋 한국 KOSPI 200 지수 280 10/06/2021	KRW	69	1	0.00
구입 풋 HSCEI 지수 8300 29/09/2021	HKD	1	1	0.00
			11	0.00

기타 자산 및 부채	67,134	8.20
순자산	818,565	100.00

지역별 배분

국가	국가 코드	% 순자산
미국	US	28.90
영국	GB	9.95
아일랜드	IE	7.60
중국	CN	7.09
일본	JP	4.64
독일	DE	4.30
룩셈부르크	LU	3.42
프랑스	FR	3.30
네덜란드	NL	3.13
홍콩	HK	2.03
대만	TW	1.90
인도	IN	1.90
스위스	CH	1.62
한국	KR	1.58
스웨덴	SE	1.52
스페인	ES	1.22
남아프리카 공화국	ZA	1.15
인도네시아	ID	0.70
노르웨이	NO	0.65
덴마크	DK	0.60
러시아	RU	0.56
핀란드	FI	0.53
태국	TH	0.53
싱가포르	SG	0.51
이탈리아	IT	0.41
멕시코	MX	0.41
호주	AU	0.39
브라질	BR	0.24
말레이시아	MY	0.22
벨기에	BE	0.21
필리핀	PH	0.17
키프로스	CY	0.14
카자흐스탄	KZ	0.13
이스라엘	IL	0.13
버뮤다	BM	0.09
오스트리아	AT	0.09
캐나다	CA	0.08
모나코	MC	0.07
베트남	VN	0.07
포르투갈	PT	0.05
뉴질랜드	NZ	0.02
스리랑카	LK	0.01
케이맨 제도	KY	0.00
버진 아일랜드 (영국령)	VG	0.00
현금 및 기타 순자산		7.77

Multi Asset Target Income 2024 Fund [1,4]

현재 투자종목 명세서서 2020년 10월 31일

공인된 주식 또는 공식 증권거래소에서 거래됨

에너지

	국가 코드	CCY	주식 또는 명목	시장 가격 EUR	% 순자산
CNOOC	CN	HKD	105,167	82,321	0.24
China Shenhua Energy (H)	CN	HKD	25,083	37,293	0.11
China Petroleum & Chemical (H)	CN	HKD	107,215	35,880	0.10
Sinopec Kantons Holdings	HK	HKD	107,840	33,483	0.10
Royal Dutch Shell (B)	NL	GBP	2,883	29,784	0.09
Equinor	NO	NOK	2,659	29,023	0.08
Senex Energy	AU	AUD	112,284	19,994	0.06
PetroChina (H)	CN	HKD	75,207	18,097	0.05
Cooper Energy	AU	AUD	66,812	12,690	0.04
Cairn Energy	GB	GBP	7,828	12,099	0.04
John Wood Group	GB	GBP	5,011	11,817	0.03
Medco Bell Pte 6.375% 30/01/2027 Reg S	SG	USD	14,593	11,091	0.03
SBM Offshore	NL	EUR	796	11,023	0.03
Pertamina Persero 4.15% 25/02/2060 Reg S	ID	USD	11,680	9,998	0.03
Medco Oak Tree Pte 7.375% 14/05/2026 Reg S	SG	USD	10,778	8,994	0.03
Origin Energy	AU	AUD	3,381	8,148	0.02
Marathon Petroleum	US	USD	330	8,094	0.02
Diversified Gas & Oil	US	GBP	5,001	6,217	0.02
Kosmos Energy	US	GBP	6,162	5,636	0.02
Periama Holdings 5.95% 19/04/2026	US	USD	6,357	5,470	0.02
Indika Energy Capital 8.25% 22/10/2025 Reg S	SG	USD	6,357	5,455	0.02
Puma Int'l Fin. 5.125% 06/10/2024 Reg S	LU	USD	7,177	5,238	0.02
Jadestone Energy	SG	GBP	8,193	4,191	0.01
Adaro Indonesia 4.25% 31/10/2024 Reg S	ID	USD	4,820	4,122	0.01
China Oilfield Services (H)	CN	HKD	7,830	4,054	0.01
Royal Dutch Shell (A) (NL)	NL	EUR	353	3,837	0.01
Wentworth Resources	GB	GBP	18,349	3,520	0.01
HPCL-Mittal Energy 5.25% 28/04/2027	IN	USD	3,468	3,034	0.01
ABM Investama 7.125% 01/08/2022 Reg S	ID	USD	5,375	3,010	0.01
Mongolian Mining 9.25% 15/04/2024 Reg S	SU	USD	4,045	2,829	0.01
Puma Int'l Fin. 5.00% 24/01/2026 Reg S	LU	USD	3,583	2,548	0.01
Thaioil Treasury Centre 3.75% 18/06/2050 Reg S	TH	USD	2,456	1,951	0.01
Reabold Resources	GB	GBP	279,278	1,817	0.01
Thaioil Treasury Centre 4.875% 23/01/2043 Reg S	TH	USD	1,878	1,778	0.01
CGG	FR	EUR	2,423	1,162	0.00
Longboat Energy	GB	GBP	1,118	1,093	0.00
Denbury	US	USD	48	673	0.00
				447,464	**1.30**

유틸리티

	국가 코드	CCY	주식 또는 명목	시장 가격 EUR	% 순자산
Greencoat Renewables	IE	EUR	445,902	521,705	1.51
US Solar Fund	GB	USD	505,700	428,633	1.24
Renewables Infrastructure Group	GB	GBP	114,801	172,583	0.50
Power Grid Corporation of (India)	IN	INR	39,858	78,838	0.23
PTC India	IN	INR	74,007	40,217	0.12
Cikarang Listrindo	ID	IDR	1,110,365	38,887	0.11
Innogy Finance 0.75% 30/11/2022 EMTN	NL	EUR	37,071	37,766	0.11
ContourGlobal	GB	GBP	17,294	37,266	0.11
Enel Finance International 0.00% 17/06/2024 EMTN	NL	EUR	37,071	37,226	0.11
National Grid	GB	GBP	3,111	31,788	0.09
Guangdong Investment	HK	HKD	21,700	27,622	0.08
Engie	FR	EUR	1,630	16,930	0.05
China Resources Power Holdings	HK	HKD	18,889	16,874	0.05
Orsted	DK	DKK	116	15,765	0.05
Huadian Power International (H)	CN	HKD	71,427	15,203	0.04
RWE	DE	EUR	446	14,170	0.04
HK Electric Investments & HK Electric Investments	HK	HKD	15,739	13,750	0.04
Exelon	US	USD	381	13,017	0.04
E.ON	DE	EUR	1,382	12,375	0.04
China Resources Gas Group	HK	HKD	2,749	10,241	0.03
CK Infrastructure Holdings	HK	HKD	2,434	9,853	0.03
Shenzhen Gas (A)	CN	CNY	9,346	8,832	0.03
Italgas	IT	EUR	1,661	8,240	0.02
West Holdings	JP	JPY	270	7,937	0.02
Power Assets Holdings	HK	HKD	1,641	7,250	0.02
Tianjin Development Holdings	HK	HKD	47,208	7,224	0.02
Greenko Investment 4.875% 16/08/2023 Reg S	MU	USD	8,022	6,929	0.02
Shenzhen Gas	CN	CNY	7,143	6,750	0.02
Perusahaan Listrik Negara 4.375% 05/02/2050 Reg S	ID	USD	7,340	6,552	0.02
Perusahaan Listrik Negara 4.00% 30/06/2050 Reg S	ID	USD	7,080	6,022	0.02
Star Energy Geothermal 6.75% 24/04/2033 Reg S	VG	USD	6,088	5,775	0.02
ReNew Power 5.875% 05/03/2027 Reg S	IN	USD	6,415	5,654	0.02
Star Energy Geothermal 4.85% 14/10/2038 Reg S	BM	USD	6,073	5,364	0.02
Greenko Solar Mauritius 5.95% 29/07/2026 Reg S	MU	USD	5,513	5,008	0.01
Greenko Solar Mauritius 5.55% 29/01/2025 Reg S	MU	USD	5,207	4,607	0.01
Rubis	FR	EUR	140	3,946	0.01
SMC Global Power Holdings 5.95% VRN (Perpetual)	PH	USD	4,363	3,623	0.01
Neerg Energy 6.00% 13/02/2022 Reg S	MU	USD	2,976	2,599	0.01
GCL New Energy Holdings 7.10% 30/01/2021	BM	USD	4,623	1,925	0.01
SMC Global Power Holdings 5.70% VRN (Perpetual)	PH	USD	2,109	1,718	0.00
ENN Energy 2.625% 17/09/2030 Reg S	KY	USD	1,416	1,224	0.00
				1,697,888	**4.93**

소재

	국가 코드	CCY	주식 또는 명목	시장 가격 EUR	% 순자산
Fufeng Group	CN	HKD	231,247	62,851	0.18
POSCO	KR	KRW	245	38,864	0.11
Anhui Conch Cement (A)	CN	CNY	5,002	32,679	0.09
Arcelormittal	LU	EUR	2,634	30,691	0.09
Westgold Resources	AU	AUD	18,704	29,193	0.08
Gold Road Resources	AU	AUD	33,209	26,628	0.08
BHP Group	AU	AUD	1,257	25,726	0.07
CRH	IE	GBP	846	25,574	0.07
Greatview Aseptic Packaging	CN	HKD	67,346	24,758	0.07
ABJA Investment 5.45% 24/01/2028	SG	USD	28,145	23,387	0.07
NOF	JP	JPY	705	22,744	0.07
Saracen Mineral Holdings	AU	AUD	6,063	20,633	0.06
Nickel Mines	AU	AUD	37,991	20,506	0.06
Baoshan Iron & Steel (A)	CN	CNY	29,418	20,153	0.06
Essentra	GB	GBP	7,268	19,930	0.06
Rhi Magnesita	AT	GBP	611	17,380	0.05
Evolution Mining	AU	AUD	4,977	16,718	0.05
West China Cement	CN	HKD	129,466	16,513	0.05
Endeavour Mining	MC	CAD	738	15,276	0.04
Wonik Materials	KR	KRW	722	14,462	0.04
Jiangxi Copper (H)	CN	HKD	13,054	13,370	0.04
JSW Steel 5.375% 04/04/2025	IN	USD	14,648	12,583	0.04
St Barbara	AU	AUD	7,617	12,268	0.04
Kenmare Resources	IE	GBP	3,399	10,960	0.03
Hansol Chemical	KR	KRW	100	10,688	0.03
Central Asia Metals	GB	GBP	5,569	10,427	0.03
SIG Combibloc Group	CH	CHF	559	9,866	0.03
Sylvania Platinum	ZA	GBP	13,137	9,378	0.03
Synthomer	GB	GBP	2,093	8,776	0.03
Beijing Oriental Yuhong Waterproof Technology (A)	CN	CNY	1,838	8,763	0.03
Aluminum Corp of China	CN	HKD	44,589	8,354	0.02
Korea Zinc	KR	KRW	28	8,102	0.02
Perseus Mining	AU	AUD	10,806	7,999	0.02
Vedanta Resources 6.125% 09/08/2024 Reg S	GB	USD	15,612	7,843	0.02
Angang Steel (H)	CN	HKD	30,956	7,798	0.02
Bardoc Gold	AU	AUD	174,813	7,622	0.02
JSW Steel 5.95% 18/04/2024	IN	USD	8,526	7,520	0.02
Tharisa	CY	GBP	9,008	7,011	0.02
Huhtamaki	FI	EUR	154	6,456	0.02
Corteva	US	USD	231	6,432	0.02
Wienerberger	AT	EUR	293	6,345	0.02
Verallia	FR	EUR	238	5,691	0.02
Boliden (B)	SE	SEK	203	4,778	0.01
Fujimi	JP	JPY	154	4,700	0.01
Musgrave Minerals	AU	AUD	15,347	4,541	0.01
UPL 5.25% VRN (Perpetual)	MU	USD	5,317	4,306	0.01
Vedanta Resources 6.375% 30/07/2022 Reg S	GB	USD	5,224	3,175	0.01
Nabaltec	DE	EUR	157	3,119	0.01
Blackstone Minerals	AU	AUD	12,831	2,674	0.01
Vedanta Resources 7.125% 31/05/2023 Reg S	GB	USD	4,467	2,377	0.01
Tianqi Fin 3.75% 28/11/2022	VG	USD	6,423	2,297	0.01
Base Resources	AU	AUD	14,834	2,104	0.01
Trafigura Group Pte 6.875% VRN (Perpetual)	SG	USD	2,528	2,057	0.01
Sumitomo Metal Mining	JP	JPY	53	1,409	0.00
				736,455	**2.14**

산업재

	국가 코드	CCY	주식 또는 명목	시장 가격 EUR	% 순자산
Doric Nimrod Air Two Perpetual (Pref'd)	GB	GBP	222,460	180,573	0.52
Doric Nimrod Air Three (Pref'd)	GB	GBP	281,697	120,592	0.35
Amedeo Air Four Plus	GB	GBP	302,673	109,379	0.32
Honeywell International 0.00% 10/03/2024	US	EUR	74,143	74,485	0.22
MISUMI Group	JP	JPY	2,328	59,377	0.17
Zhuzhou CRRC Times Electric (H)	CN	HKD	17,923	47,351	0.14
DCC	IE	GBP	766	42,818	0.12
Serco Group	GB	GBP	29,494	42,436	0.12
LT Group	PH	PHP	202,000	41,340	0.12
Wolters Kluwer	NL	EUR	582	40,502	0.12
Arwana Citramulia	ID	IDR	1,375,865	40,022	0.12
SITC International Holdings	HK	HKD	29,956	39,705	0.12
John Laing Group	GB	GBP	12,191	38,146	0.11
Siemens Financier 0.125% 05/06/2022 EMTN	NL	EUR	37,071	37,316	0.11
Kerry Logistics Network	HK	HKD	19,351	34,679	0.10
SKF	SE	SEK	1,896	33,358	0.10
Siemens	DE	EUR	325	32,761	0.10
Ultra Electronics Holdings	GB	GBP	1,538	32,155	0.09
Meggitt	GB	GBP	10,431	31,699	0.09
Sinotrans (H)	CN	HKD	120,462	30,617	0.09
Yaskawa Electric	JP	JPY	862	28,758	0.08
UT Group	JP	JPY	1,043	27,929	0.08

* 이사회 결정으로 가격이 책정된 유가증권.
전체 주석 목록은 6페이지에 나와 있습니다.
별첨 재무제표에 대한 주석은 본 재무제표의 중요한 일부입니다. 투자종목 명세서 및 지역별 배분의 순자산 비율은 반올림되었습니다.

현재 투자종목 명세서서 2020년 10월 31일

	국가 코드	CCY	주식 또는 명목	시장 가격 EUR순	% 자산
Recruit Holdings	JP	JPY	825	26,977	0.08
Cebu Air	PH	PHP	38,872	26,747	0.08
Kung Long Batteries Industrial	TW	TWD	5,656	23,271	0.07
Daikin Industries	JP	JPY	143	23,022	0.07
Morgan Advanced Materials	GB	GBP	7,785	21,640	0.06
Makuake	JP	JPY	198	19,196	0.06
China State Construction Engineering	CN	CNY	28,589	18,769	0.05
Sinotruk (Hong Kong)	CN	HKD	8,337	18,291	0.05
Qingdao Port International	CN	HKD	36,844	17,969	0.05
Beijing Capital International Airport (H)	CN	HKD	32,874	17,240	0.05
Daqin Railway (A)	CN	CNY	19,336	15,895	0.05
Wizz Air Holdings	CH	GBP	446	15,826	0.05
KEC International	IN	INR	4,101	15,407	0.04
Raksul	JP	JPY	358	14,989	0.04
Smart Metering Systems	GB	GBP	2,266	14,637	0.04
Service Stream	AU	AUD	12,017	14,545	0.04
Chemring Group	GB	GBP	4,727	13,691	0.04
China Railway Group (H)	CN	HKD	34,233	13,521	0.04
Babcock International Group	GB	GBP	5,471	13,213	0.04
Geumhwa PSC	KR	KRW	616	12,971	0.04
Miura	JP	JPY	314	12,690	0.04
BOC Aviation	SG	HKD	2,386	12,676	0.04
Redde Northgate	GB	GBP	6,142	12,156	0.04
Tyman	GB	GBP	3,966	11,775	0.03
Mitie Group	GB	GBP	36,475	11,437	0.03
Guangshen Railway (H)	CN	HKD	79,544	11,374	0.03
Balfour Beatty	GB	GBP	4,616	10,963	0.03
Country Garden Services Holdings	CN	HKD	1,953	10,555	0.03
Norfolk Southern	US	USD	56	10,005	0.03
Aalberts	NL	EUR	336	9,691	0.03
Grafton Group	IE	GBP	1,254	9,374	0.03
DKSH Holding	CH	CHF	168	9,286	0.03
Weichai Power (H)	CN	HKD	5,631	9,162	0.03
Air China (H)	CN	HKD	16,353	9,077	0.03
Alpha Financial Markets Consulting	GB	GBP	3,738	8,935	0.03
MonotaRO	JP	JPY	185	8,791	0.03
China Southern Airlines (H)	CN	HKD	18,976	8,526	0.02
FANUC	JP	JPY	47	8,456	0.02
Pacific Basin Shipping	HK	HKD	63,360	7,940	0.02
Varta	DE	EUR	73	7,803	0.02
Cohort	GB	GBP	1,169	7,802	0.02
Keller Group	GB	GBP	1,367	7,720	0.02
Nihon Flush	JP	JPY	688	7,619	0.02
Kubota	JP	JPY	494	7,368	0.02
CIMC Enric Holdings	HK	HKD	17,903	7,236	0.02
Inspired Energy	GB	GBP	50,519	7,162	0.02
Delhi Int'l Airport 6.125% 31/10/2026 Reg S	IN	USD	8,097	7,087	0.02
CKD	JP	JPY	479	6,837	0.02
Delhi Int'l Airport 6.45% 04/06/2029 Reg S	IN	USD	7,600	6,593	0.02
RELX	GB	EUR	385	6,549	0.02
Indika Energy Capital Pte 5.875% 09/11/2024 Reg S	SG	USD	7,513	6,101	0.02
Norcros	GB	GBP	3,137	6,070	0.02
SThree	GB	GBP	2,198	6,012	0.02
Rozetta	JP	JPY	363	5,960	0.02
Nippo	JP	JPY	248	5,472	0.02
THK	JP	JPY	237	5,393	0.02
Hyundai Mipo Dockyard	KR	KRW	244	5,219	0.02
Airbus Group	FR	EUR	82	5,121	0.01
eHi Car Services 5.875% 14/08/2022	KY	USD	6,820	5,004	0.01
Koentec	KR	KRW	765	4,899	0.01
LISI	FR	EUR	318	4,415	0.01
Clarkson	GB	GBP	194	4,343	0.01
Simplybiz Group	GB	GBP	2,681	4,114	0.01
Taikisha	JP	JPY	175	3,914	0.01
Techno Smart	JP	JPY	420	3,042	0.01
Nitto Boseki	JP	JPY	90	2,843	0.01
Nitta	JP	JPY	147	2,664	0.01
TK Group Holdings	CN	HKD	9,896	2,523	0.01
GMR Int'l Airport 4.25% 27/10/2027 Reg S	IN	USD	2,951	2,293	0.01
Caverion	FI	EUR	402	2,266	0.01
Plug Power	US	USD	169	2,036	0.01
Senior	GB	GBP	3,022	1,841	0.01
GMR Int'l Airport 5.375% 10/04/2024 Reg S	IN	USD	2,081	1,766	0.01
Nippon Road Co	JP	JPY	28	1,750	0.01
CAR 8.875% 10/05/2022	KY	USD	1,994	1,478	0.00
Hirano Tecseed/Kinzoku	JP	JPY	101	1,286	0.00
China Singyes Energy Hldgs 6.00% 19/12/2022 Reg S	BM	USD	1,639	1,284	0.00
Sumitomo Densetsu	JP	JPY	58	1,192	0.00
Siemens Energy	DE	EUR	59	1,109	0.00
Nidec	JP	JPY	10	827	0.00
China Index Holdings ADR	CN	USD	735	813	0.00
Kosaido	JP	JPY	36	183	0.00
BTS Group Holdings WTS 16/02/2021	TH	THB	2,800	36	0.00
				1,899,729	5.52

	국가 코드	CCY	주식 또는 명목	시장 가격 EUR순	% 자산
정보 기술					
Tencent Holdings	CN	HKD	4,325	283,079	0.82
Taiwan Semiconductor Manufacturing	TW	TWD	14,701	190,817	0.55
Redington India	IN	INR	43,005	64,525	0.19
Murata Manufacturing	JP	JPY	988	59,694	0.17
Baidu ADR	CN	USD	526	59,522	0.17
Z Holdings	JP	JPY	9,451	56,606	0.16
Lenovo Group	CN	HKD	103,744	55,884	0.16
Fidelity National Info. Services 0.75% 21/05/2023	US	EUR	51,752	52,898	0.15
Samsung Electronics	KR	KRW	1,211	52,207	0.15
SK Hynix	KR	KRW	848	51,648	0.15
SAP	DE	EUR	532	48,630	0.14
MediaTek	TW	TWD	2,334	47,692	0.14
Justsystems	JP	JPY	831	46,712	0.14
Samsung Electronics Perpetual (Pref'd)	KR	KRW	1,207	46,074	0.13
Keyence	JP	JPY	114	44,468	0.13
TDK	JP	JPY	431	43,566	0.13
Fidelity National Info. Services 0.40% 15/01/2021	US	EUR	37,071	37,096	0.11
Telefonaktiebolaget LM Ericsson	SE	SEK	3,701	35,477	0.10
Hinduja Global Solutions	IN	INR	4,370	33,604	0.10
Powertech Technology	TW	TWD	12,951	32,914	0.10
Capgemini	FR	EUR	328	32,485	0.09
Tech Mahindra	IN	INR	3,296	31,073	0.09
Apple	US	USD	331	30,977	0.09
Alphabet (A)	US	USD	22	30,645	0.09
Microsoft	US	USD	174	30,007	0.09
Renesas Electronics	JP	JPY	4,224	29,964	0.09
Cognizant Technology Solutions	US	USD	480	29,366	0.09
Sansan	JP	JPY	477	27,127	0.08
KoMiCo	KR	KRW	864	24,106	0.07
Hon Hai Precision Industry	TW	TWD	10,018	23,343	0.07
Polytronics Technology	TW	TWD	8,237	22,797	0.07
SCREEN Holdings	JP	JPY	481	22,607	0.07
Shimadzu	JP	JPY	917	22,512	0.07
Rohm	JP	JPY	302	19,918	0.06
Sage Group	GB	GBP	2,676	18,909	0.05
Elite Material	TW	TWD	4,051	18,282	0.05
China Railway Signal & Communication Corp (H)	CN	HKD	63,976	18,107	0.05
Network i2i 5.650% VRN (Perpetual) Reg S	MU	USD	20,401	17,581	0.05
Spigen Korea	KR	KRW	370	17,514	0.05
giftee	JP	JPY	727	16,923	0.05
Cyient	IN	INR	3,645	16,650	0.05
Kamakura Shinsho	JP	JPY	1,729	14,692	0.04
Hennge KK	JP	JPY	226	14,084	0.04
Eizo	JP	JPY	431	13,964	0.04
NAVER	KR	KRW	63	13,885	0.04
Largan Precision	TW	TWD	140	12,719	0.04
Appen	AU	AUD	616	12,019	0.03
NXP Semiconductors	NL	USD	102	11,689	0.03
Fujitsu	JP	JPY	116	11,666	0.03
Visa	US	USD	75	11,571	0.03
ASML Holding	NL	EUR	37	11,443	0.03
Global Payments	US	USD	85	11,332	0.03
Obic	JP	JPY	72	10,977	0.03
Sunny Optical Technology (H)	CN	HKD	755	10,776	0.03
Information Services International-Dentsu	JP	JPY	184	9,953	0.03
PayPal Holdings	US	USD	62	9,904	0.03
Micron Technology	US	USD	231	9,873	0.03
SUNeVision Holdings	HK	HKD	13,020	9,802	0.03
Teradyne	US	USD	121	9,039	0.03
Optex Group	JP	JPY	701	8,968	0.03
SDL	GB	GBP	1,162	8,914	0.03
Aptitude Software Group	GB	GBP	1,580	8,433	0.02
Software	DE	EUR	251	7,726	0.02
Computer Age Management Services	IN	INR	508	7,621	0.02
Fidelity National Information Services	US	USD	71	7,528	0.02
Check Point Software Technologies (H)	IL	USD	76	7,465	0.02
Taiyo Yuden	JP	JPY	235	7,450	0.02
Shinko Electric Industries	JP	JPY	485	7,267	0.02
Advantech	TW	TWD	825	7,175	0.02
Match Group	US	USD	71	7,102	0.02
Digital Garage	JP	JPY	230	7,018	0.02
Dialog Semiconductor	GB	EUR	208	6,826	0.02
Adobe	US	USD	17	6,688	0.02
ASM Pacific Technology	HK	HKD	769	6,651	0.02
NET One Systems	JP	JPY	252	6,475	0.02
Ciena	US	USD	192	6,468	0.02
PTC	US	USD	86	6,143	0.02
Chatwork	JP	JPY	356	6,084	0.02
m-up Holdings	JP	JPY	289	6,029	0.02
Alten	FR	EUR	87	5,966	0.02
Atos	FR	EUR	102	5,952	0.02
AIXTRON	DE	EUR	615	5,949	0.02
Horiba	JP	JPY	139	5,882	0.02
Freee KK	JP	JPY	82	5,522	0.02

현재 투자종목 명세서서 2020년 10월 31일

	국가 코드	CCY	주식 또는 명목	시장 가격 EUR순	% 자산
Sopra Steria Group	FR	EUR	53	5,439	0.02
Dip	JP	JPY	314	5,179	0.02
Hytera Communications (B)	CN	CNY	4,913	4,495	0.01
Western Digital	US	USD	135	4,306	0.01
Lenovo Group 3.375% 24/01/2024	HK	USD	3,236	3,031	0.01
Bengo4.com	JP	JPY	22	2,542	0.01
Japan Material	JP	JPY	205	2,269	0.01
Tokyo Electron	JP	JPY	6	1,287	0.00
Atea	NO	NOK	108	1,071	0.00
Hangzhou Hikvision Digital Technology (A)	CN	CNY	149	862	0.00
Tsinghua Unic 4.75% 31/01/2021	VG	USD	1,156	639	0.00
SHIFT	JP	JPY	5	529	0.00
Fang Holdings ADR	CN	USD	10	90	0.00
				2,258,435	6.56
소비재					
Alibaba Group Holding ADR	CN	USD	1,011	263,393	0.76
Alibaba Group Holding	CN	HKD	3,042	99,197	0.29
Sky 1.50% 15/09/2021 EMTN	GB	EUR	74,143	75,360	0.22
RELX Finance 0.00% 18/03/2024	NL	EUR	74,143	74,451	0.22
China Yongda Automobiles Services Holdings	CN	HKD	52,864	64,511	0.19
Dongfeng Motor Group (H)	CN	HKD	85,527	51,710	0.15
Prosus	NL	EUR	601	51,520	0.15
Shimano	JP	JPY	255	50,118	0.15
Xingda International Holdings	CN	HKD	226,297	50,057	0.15
Chaowei Power Holdings	CN	HKD	148,039	43,749	0.13
Publicis Groupe	FR	EUR	1,455	43,363	0.13
Dream International	HK	HKD	130,124	38,460	0.11
Pearson	GB	GBP	6,661	37,772	0.11
McDonald's 4.00% 17/02/2021 EMTN	US	EUR	37,071	37,529	0.11
BMW Finance 0.125% 12/01/2021 EMTN	NL	EUR	37,071	37,103	0.11
Pacific Textiles Holdings	HK	HKD	69,408	33,953	0.10
Hyundai Mobis	KR	KRW	195	33,570	0.10
Sebang Global Battery	KR	KRW	1,554	32,411	0.09
Galaxy Entertainment Group	HK	HKD	5,581	31,645	0.09
Fast Food Indonesia	ID	IDR	605,491	31,538	0.09
Chow Sang Sang Holdings International	HK	HKD	33,395	31,353	0.09
Yamaha	JP	JPY	751	30,560	0.09
Shine Corporate	AU	AUD	56,893	29,510	0.09
Takeaway.com	NL	EUR	309	29,498	0.09
Crystal International Group	HK	HKD	123,566	29,249	0.08
Trip.com Group ADR	CN	USD	1,131	27,755	0.08
Bestway Global Holding	CN	HKD	129,075	26,544	0.08
Texwinca Holdings	HK	HKD	201,638	26,239	0.08
Tianneng Power International	CN	HKD	18,536	25,918	0.08
Teejay Lanka	LK	LKR	185,556	25,580	0.07
JD.com	CN	HKD	719	25,109	0.07
Weifu High-Technology Group	CN	HKD	15,614	24,688	0.07
Koito Manufacturing	JP	JPY	590	24,425	0.07
Amazon.com	US	USD	9	23,601	0.07
Dixons Carphone	GB	GBP	21,980	23,474	0.07
Brilliance China Automotive Holdings	HK	HKD	31,398	23,273	0.07
Focus Media Information Technology	CN	CNY	18,357	22,016	0.06
Cairn Homes	IE	EUR	27,948	21,939	0.06
Puma	DE	EUR	286	21,470	0.06
Texhong Textile Group	HK	HKD	31,661	20,895	0.06
Selamat Sempurna	ID	IDR	252,915	20,572	0.06
Inchcape	GB	GBP	3,718	20,496	0.06
Charter Communications	US	USD	39	20,444	0.06
Ryohin Keikaku	JP	JPY	1,097	19,765	0.06
Vistry Group	GB	GBP	3,248	19,685	0.06
William Hill	GB	GBP	6,331	19,317	0.06
Gree Electric Appliances Inc of Zhuhai	CN	CNY	2,457	18,488	0.05
SAIC Motor (A)	CN	CNY	6,110	18,163	0.05
Nojima	JP	JPY	698	16,832	0.05
Xtep International Holdings	CN	HKD	57,721	16,776	0.05
Bapcor	AU	AUD	3,491	16,139	0.05
Nien Made Enterprise	TW	TWD	1,664	16,118	0.05
Shenzhou International Group Holdings	CN	HKD	1,068	15,929	0.05
Melco Resorts Finance 5.375% 04/12/2029 Reg S	KY	USD	18,898	15,648	0.05
WPP AUNZ	AU	AUD	61,709	15,634	0.05
Vivo Energy	GB	GBP	17,276	14,523	0.04
SL	KR	KRW	1,297	14,295	0.04
Somboon Advance Technology	TH	THB	38,897	14,217	0.04
Sony	JP	JPY	195	13,903	0.04
Pan Pacific International Holdings	JP	JPY	752	13,735	0.04
Autoliv	SE	USD	208	13,572	0.04
Com2uS	KR	KRW	155	13,137	0.04
Frasers Group	GB	GBP	3,046	12,696	0.04
Dollar Tree	US	USD	164	12,666	0.04
eBay	US	USD	302	12,298	0.04
Studio City Finance 7.25% 11/02/2024 Reg S	VG	USD	13,899	12,295	0.04
Think Childcare	AU	AUD	20,058	12,230	0.04
Yadea Group Holdings	CN	HKD	9,846	12,092	0.04
Kingfisher	GB	GBP	3,681	11,750	0.03
Redrow	GB	GBP	2,437	11,263	0.03
Taiwan Sakura	TW	TWD	7,454	11,047	0.03
Guangzhou Automobile Group (H)	CN	HKD	11,456	10,108	0.03
Studio City Finance 6.50% 15/01/2028 Reg S	VG	USD	11,790	10,091	0.03
Nokian Renkaat	FI	EUR	377	9,951	0.03
Tesla	US	USD	28	9,347	0.03
Studio Retail Group	GB	GBP	3,331	8,889	0.03
McCarthy & Stone	GB	GBP	6,755	8,818	0.03
Team17 Group	GB	GBP	1,070	8,444	0.02
SAIC Motor	CN	CNY	2,810	8,359	0.02
Astra Otoparts	ID	IDR	163,427	8,229	0.02
Oriental Land	JP	JPY	68	8,172	0.02
Shop Apotheke Europe	NL	EUR	57	8,063	0.02
D'ieteren	BE	EUR	187	8,038	0.02
Midea Group	CN	CNY	794	7,959	0.02
Boozt	SE	SEK	554	7,694	0.02
Seria	JP	JPY	229	7,591	0.02
Connect Group	GB	GBP	25,759	7,447	0.02
Photo-Me International	GB	GBP	13,383	7,292	0.02
Booking Holdings	US	USD	5	7,046	0.02
Musti Group	FI	EUR	348	6,837	0.02
Watches of Switzerland Group	GB	GBP	1,483	6,512	0.02
Basic-Fit	NL	EUR	313	6,506	0.02
Golden Eagle Retail Group 4.625% 21/05/2023 Reg S	KY	USD	7,513	6,497	0.02
Coats Group	GB	GBP	10,091	6,373	0.02
Volkswagen (Pref'd)	DE	EUR	49	6,176	0.02
EssilorLuxottica	FR	EUR	58	6,131	0.02
4imprint Group	GB	GBP	264	6,072	0.02
HelloFresh	DE	EUR	123	5,627	0.02
Round One	JP	JPY	823	5,547	0.02
Vipshop Holdings ADR	CN	USD	311	5,540	0.02
Lowe's Cos	US	USD	41	5,527	0.02
KIYO Learning	JP	JPY	57	5,406	0.02
Bridgestone	JP	JPY	192	5,368	0.02
GVC Holdings	GB	GBP	492	5,291	0.02
Central Automotive Products	JP	JPY	313	5,245	0.02
Mitra Adiperkasa	ID	IDR	136,501	5,161	0.01
Baoxin Auto Finance I 9.109% VRN (Perpetual)	VG	USD	8,178	5,054	0.01
China Literature	CN	HKD	692	4,877	0.01
Kendrion	NL	EUR	314	4,828	0.01
Demae-Can	JP	JPY	187	4,768	0.01
Gym Group	GB	GBP	3,032	4,652	0.01
Future	GB	GBP	206	4,534	0.01
MGM China Holdings 5.25% 18/06/2025 Reg S	KY	USD	5,115	4,433	0.01
THG Holding	GB	GBP	580	4,253	0.01
ScS Group	GB	GBP	1,996	4,238	0.01
Headlam Group	GB	GBP	1,407	4,161	0.01
China South Publishing & Media Group (A)	CN	CNY	2,966	3,993	0.01
Rinnai	JP	JPY	47	3,991	0.01
Wynn Macau 5.50% 01/10/2027 Reg S	KY	USD	4,797	3,869	0.01
Kin & Carta	GB	GBP	4,204	3,740	0.01
Studio City Finance 6.00% 15/07/2025 Reg S	VG	USD	4,132	3,569	0.01
Koshidaka Holdings	JP	JPY	1,082	3,475	0.01
Midea Group (A)	CN	CNY	340	3,406	0.01
China South Publishing & Media Group	CN	CNY	2,443	3,289	0.01
China Dongxiang Group	CN	HKD	25,985	2,765	0.01
Parkson Retail Group	CN	HKD	107,772	2,671	0.01
MGM China Holdings 5.875% 15/05/2026 Reg S	KY	USD	3,005	2,611	0.01
Future Retail 5.60% 22/01/2025 Reg S	IN	USD	4,334	2,567	0.01
Li & Fung 5.25% (Perpetual) EMTN	BM	USD	3,930	2,488	0.01
Skyworth Group	HK	HKD	10,828	2,433	0.01
Hostelworld Group	IE	GBP	3,516	1,955	0.01
Embry Holdings	HK	HKD	17,596	1,953	0.01
Mercari	JP	JPY	53	1,927	0.01
WPP	GB	GBP	187	1,282	0.00
Piolax	JP	JPY	98	1,229	0.00
Tokyo Radiator Manufacturing	JP	JPY	153	650	0.00
Twenty-four seven	JP	JPY	66	477	0.00
				2,521,723	7.32
소비재					
BAT Int'l Finance 4.875% 24/02/2021 EMTN	GB	EUR	74,143	75,281	0.22
Imperial Brands	GB	GBP	4,823	65,644	0.19
Altria Group 1.00% 15/02/2023	US	EUR	55,607	56,838	0.17
Convenience Retail Asia	HK	HKD	105,269	50,691	0.15
Unilever	GB	EUR	731	35,512	0.10
WH Group	HK	HKD	51,275	34,644	0.10
Beiersdorf	DE	EUR	372	33,407	0.10
China Foods	HK	HKD	107,162	31,475	0.09
Coles Group	AU	AUD	2,784	29,797	0.09
Japfa	SG	SGD	73,419	29,777	0.09
Uni-President China Holdings	CN	HKD	36,083	26,812	0.08
British American Tobacco	GB	GBP	972	26,459	0.08
L'Oreal	FR	EUR	89	24,816	0.07
Nestle	CH	CHF	255	24,606	0.07

현재 투자종목 명세서서 2020년 10월 31일

	국가 코드	CCY	주식 또는 명목	시장 가격 EUR순	% 자산
RFM	PH	PHP	283,154	23,651	0.07
Kotobuki Spirits	JP	JPY	593	23,628	0.07
Associated British Foods	GB	GBP	1,154	21,787	0.06
Swedish Match	SE	SEK	334	21,635	0.06
Vinda International Holdings	HK	HKD	9,438	21,483	0.06
Changshouhua Food	CN	HKD	43,845	19,651	0.06
Yantai Changyu Pioneer Wine	CN	HKD	12,308	18,895	0.05
Tesco	GB	GBP	7,985	18,246	0.05
Unilever	GB	GBP	366	17,919	0.05
Gudang Garam	ID	IDR	7,144	17,081	0.05
Origin Enterprises	IE	EUR	4,334	14,735	0.04
KT&G	KR	KRW	222	13,586	0.04
First Resources	SG	SGD	17,532	13,355	0.04
Dairy Farm International Holdings	HK	USD	4,029	13,031	0.04
Japfa Comfeed Indonesia	ID	IDR	196,777	12,168	0.04
Koninklijke Ahold Delhaize	NL	EUR	506	11,926	0.03
Bumitama Agri	ID	SGD	41,700	11,397	0.03
Britvic	GB	GBP	1,330	10,917	0.03
Tingyi Cayman Islands Holding	CN	HKD	6,697	10,515	0.03
Ceylon Cold Stores	LK	LKR	3,003	9,371	0.03
Nongfu Spring	CN	HKD	2,289	8,995	0.03
Coca-Cola European Partners	GB	USD	294	8,958	0.03
Royal Unibrew	DK	DKK	94	7,869	0.02
Shiseido	JP	JPY	146	7,784	0.02
C&C Group	IE	GBP	3,268	5,880	0.02
Shinnihonseiyaku	JP	JPY	211	4,572	0.01
JDE Peet's	NL	EUR	144	4,432	0.01
Blackmores	AU	AUD	96	4,080	0.01
H&H 5.625% 24/10/2024	KY	USD	4,334	3,887	0.01
Darling Ingredients	US	USD	99	3,613	0.01
McColl's Retail Group	GB	GBP	6,907	1,574	0.00
SSMS Plantation Holdings 7.75% 23/01/2023	SG	USD	2,109	1,073	0.00
Shenguan Holdings Group	CN	HKD	32,068	860	0.00
Sagami Rubber Industries	JP	JPY	67	652	0.00
				934,965	**2.71**

건강

	국가 코드	CCY	주식 또는 명목	시장 가격 EUR순	% 자산
Granules India	IN	INR	26,337	116,900	0.34
Roche Holding	CH	CHF	370	102,164	0.30
Sanofi	FR	EUR	856	66,237	0.19
CSL	AU	AUD	319	55,410	0.16
Koninklijke Philips	NL	EUR	1,332	53,132	0.15
Olympus	JP	JPY	2,252	37,013	0.11
Tempo Scan Pacific	ID	IDR	469,511	34,516	0.10
Fresenius Medical Care	DE	EUR	523	34,324	0.10
Bayer 0.375% 06/07/2024	DE	EUR	33,364	33,812	0.10
Abbott Ireland Financing 0.875% 27/09/2023	IE	EUR	27,804	28,695	0.08
Mylan	US	USD	2,289	28,545	0.08
Eisai	JP	JPY	412	27,477	0.08
I-Sens	KR	KRW	1,203	24,940	0.07
Shanghai Pharmaceuticals Holding (H)	CN	HKD	18,193	24,234	0.07
Fisher & Paykel Healthcare (AU)	NZ	AUD	790	15,631	0.05
Spire Healthcare Group	GB	GBP	11,674	15,447	0.04
HCA Healthcare	US	USD	144	15,263	0.04
Hutchison China MediTech	HK	GBP	2,877	14,346	0.04
UnitedHealth Group	US	USD	54	14,072	0.04
Medical Data Vision	JP	JPY	688	13,900	0.04
China National Accord Medicines (A)	CN	CNY	2,146	13,696	0.04
Bristol-Myers Squibb	US	USD	269	13,478	0.04
Novo Nordisk	DK	DKK	243	13,384	0.04
Grifols ADR	ES	USD	916	13,173	0.04
AmerisourceBergen	US	USD	155	12,758	0.04
Vieworks	KR	KRW	550	12,003	0.03
Shandong Weigao Group Medical Polymer (H)	CN	HKD	7,115	11,839	0.03
Indivior	GB	GBP	8,641	10,597	0.03
Centene	US	USD	203	10,282	0.03
WuXi AppTec	CN	HKD	740	10,146	0.03
Hansoh Pharmaceutical Group	CN	HKD	2,595	9,967	0.03
GN Store Nord	DK	DKK	147	9,060	0.03
Ramsay Health Care	AU	AUD	235	8,857	0.03
Bayer	DE	EUR	217	8,746	0.03
Regeneron Pharmaceuticals	US	USD	18	8,547	0.02
Cigna	US	USD	58	8,276	0.02
China National Accord Medicines (B)	CN	HKD	3,138	7,670	0.02
Genmab	DK	DKK	27	7,666	0.02
Interojo	KR	KRW	495	7,587	0.02
Cooper	US	USD	27	7,371	0.02
AstraZeneca	GB	GBP	85	7,308	0.02
Korian	FR	EUR	267	6,450	0.02
Sonova Holding	CH	CHF	29	5,841	0.02
Evotec	DE	EUR	233	5,287	0.02
Santen Pharmaceutical	JP	JPY	339	5,180	0.02
Hoya	JP	JPY	53	5,095	0.01
LivaNova	GB	USD	110	4,711	0.01
Craneware	GB	GBP	239	4,131	0.01
Nippon Shinyaku	JP	JPY	64	3,955	0.01
JMDC	JP	JPY	68	3,088	0.01
China National Accord Medicines	CN	CNY	326	2,079	0.01
MorphoSys	DE	EUR	19	1,703	0.00
Eiken Chemical	JP	JPY	100	1,638	0.00
Yestar International Holdings 6.90% 15/09/2021	KY	USD	2,369	798	0.00
Osprey Medical	US	AUD	42,616	514	0.00
				1,018,939	**2.96**

금융

	국가 코드	CCY	주식 또는 명목	시장 가격 EUR순	% 자산
Amundi Physical Gold ETC	IE	USD	32,243	2,076,000	6.03
Hicl Infrastructure	GB	GBP	328,685	642,502	1.87
Real Estate Credit Investments	GB	GBP	296,821	409,253	1.19
iShares Physical Silver ETC	IE	EUR	17,007	335,769	0.97
China Construction Bank (H)	CN	HKD	249,619	147,742	0.43
China Life Insurance (H)	CN	HKD	75,143	141,067	0.41
Industrial & Commercial Bank of China (H)	CN	HKD	235,703	114,935	0.33
Axis Bank	IN	INR	14,492	82,455	0.24
HDFC Bank	IN	INR	5,883	80,642	0.23
Morgan Stanley 1.00% 02/12/2022 GMTN	US	EUR	74,143	75,903	0.22
UBS 0.625% 23/01/2023 GMTN	CH	EUR	74,143	75,542	0.22
AIA Group	HK	HKD	8,067	65,907	0.19
Aviva	GB	GBP	20,595	58,969	0.17
Bank of America 1.379% VRN 07/02/2025 EMTN	US	EUR	55,607	57,864	0.17
Danske Bank 1.375% VRN 24/05/2023	DK	EUR	55,607	56,656	0.16
Metropolitan Life Global 0.875% 20/01/2022 EMTN	US	EUR	55,607	56,385	0.16
FCA Bank Ireland 1.25% 21/06/2022 EMTN	IT	EUR	53,753	54,847	0.16
China Merchants Bank (H)	CN	HKD	11,152	49,885	0.14
Agricultural Bank of China (H)	CN	HKD	159,235	46,187	0.13
Shinhan Financial Group	KR	KRW	1,949	45,411	0.13
Ping An Insurance Group (H)	CN	HKD	4,725	41,857	0.12
Commonwealth Bank of Australia	AU	AUD	999	41,618	0.12
Shriram Transport Finance	IN	INR	4,872	39,112	0.11
KBC Group 1.125% 25/01/2024 EMTN	BE	EUR	37,071	38,385	0.11
BFCM 0.75% 15/06/2023 EMTN	FR	EUR	37,071	38,039	0.11
Korea Development Bank 0.625% 17/07/2023	KR	EUR	37,071	37,887	0.11
DNB Bank 4.375% 24/02/2021 EMTN	NO	EUR	37,071	37,630	0.11
Swedbank 0.25% 07/11/2022 GMTN	SE	EUR	37,071	37,419	0.11
Barclays 3.375% VRN 02/04/2025 EMTN	GB	EUR	34,402	37,400	0.11
Volkswagen Bank 0.375% 05/07/2022 EMTN	DE	EUR	37,071	37,344	0.11
Goldman Sachs Group 0.041% FRN 21/04/2023 EMTN	US	EUR	37,071	37,122	0.11
HSBC Holdings 0.422% FRN 04/12/2021 EMTN	GB	EUR	37,071	37,096	0.11
Phoenix Group Holdings	GB	GBP	4,916	36,212	0.11
Shriram City Union Finance	IN	INR	3,765	34,772	0.10
Prudential	GB	GBP	3,159	33,121	0.10
Legal & General Group	GB	GBP	14,813	30,438	0.09
Barclays	GB	GBP	22,038	26,112	0.08
BFI Finance Indonesia	ID	IDR	1,133,639	25,271	0.07
AXA	FR	EUR	1,812	25,006	0.07
Muthoot Finance	IN	INR	1,597	22,787	0.07
NatWest Markets 0.233% FRN 18/06/2021 EMTN	GB	EUR	22,243	22,317	0.06
United Overseas Bank	SG	SGD	1,706	20,430	0.06
DNB	NO	NOK	1,735	20,100	0.06
Repco Home Finance	IN	INR	8,983	19,993	0.06
CITIC Securities (H)	CN	HKD	10,641	19,822	0.06
Lloyds Banking Group 0.75% 09/11/2021 EMTN	GB	EUR	19,129	19,290	0.06
Chailease Holding	TW	TWD	4,591	19,195	0.06
ABN AMRO Group	NL	EUR	2,718	19,151	0.06
Westpac Banking 0.75% 17/10/2023 EMTN	AU	EUR	18,536	19,066	0.06
BPCE 1.125% 18/01/2023 EMTN	FR	EUR	18,536	18,996	0.06
Rabobank 0.625% 27/02/2024 EMTN	NL	EUR	18,536	18,926	0.05
Volkswagen Bank 0.955% FRN 01/08/2022 EMTN	DE	EUR	18,536	18,782	0.05
FCA Bank Ireland 1.00% 21/02/2022 EMTN	IT	EUR	18,536	18,781	0.05
Hyundai Marine & Fire Insurance	KR	KRW	1,047	18,506	0.05
DB Insurance	KR	KRW	526	17,662	0.05
Aruhi	JP	JPY	1,145	17,641	0.05
Mega Financial Holding	TW	TWD	21,112	17,486	0.05
China Minsheng Banking (H)	CN	HKD	37,197	17,474	0.05
Berkshire Hathaway 0.00% 12/03/2025	US	EUR	16,534	16,588	0.05
Mitsubishi UFJ Financial Group 0.978% 09/06/2024	JP	EUR	16,089	16,582	0.05
Korean Reinsurance	KR	KRW	2,936	16,530	0.05
Huatai Securities (H)	CN	HKD	11,868	16,503	0.05
LIC Housing Finance	IN	INR	4,965	16,265	0.05
China Cinda Asset Management (H)	CN	HKD	97,084	15,636	0.05
Quilter	GB	GBP	11,214	15,237	0.04
Volkswagen Bank 0.625% 08/09/2021 EMTN	DE	EUR	14,829	14,946	0.04
Metropolitan Life Global 0.375% 09/04/2024	US	EUR	13,902	14,127	0.04
Bank Rakyat Indonesia Persero	ID	IDR	71,718	13,921	0.04
ORIX	JP	JPY	1,385	13,909	0.04
Intercontinental Exchange	US	USD	171	13,824	0.04
Muenchener Rueckversicherungs-Gesellschaft	DE	EUR	65	12,990	0.04
Santander UK 0.875% 25/11/2020 EMTN	GB	EUR	12,975	12,986	0.04
Westpac Banking	AU	AUD	1,190	12,956	0.04
VZ Holding	CH	CHF	179	12,919	0.04

현재 투자종목 명세서서 2020년 10월 31일

	국가 코드	CCY	주식 또는 명목	시장 가격 EUR순	% 자산
JPMorgan Chase	US	USD	150	12,430	0.04
China International Capital (H)	CN	HKD	6,186	12,412	0.04
Deutsche Boerse	DE	EUR	93	11,763	0.03
Kiwoom Securities	KR	KRW	144	11,326	0.03
Citigroup 0.339% FRN 24/05/2021 EMTN	US	EUR	11,121	11,170	0.03
Morgan Stanley	US	USD	260	10,618	0.03
Fortune Star 6.85% 02/07/2024	VG	USD	11,725	10,547	0.03
Just Group	GB	GBP	22,099	10,345	0.03
Natwest Group	GB	GBP	7,190	9,929	0.03
Shinhan Financial Group 5.875% VRN (Perpetual)	KR	USD	10,287	9,547	0.03
S&P Global	US	USD	32	9,007	0.03
Intermediate Capital Group	GB	GBP	676	8,797	0.03
Van Lanschot Kempen	NL	EUR	500	8,608	0.02
Bank of Georgia Group	GE	GBP	809	8,068	0.02
Voya Financial	US	USD	197	8,060	0.02
Shriram Transport Finance 5.95% 24/10/2022 Reg S	IN	USD	9,569	8,013	0.02
Euronext	NL	EUR	88	7,838	0.02
HDFC Bank ADR	IN	USD	158	7,730	0.02
NN Group	NL	EUR	248	7,433	0.02
Bank of East Asia 5.625% VRN (Perpetual)	HK	USD	8,553	7,424	0.02
China Taiping Insurance Holdings	HK	HKD	5,486	7,111	0.02
Minkabu The Infonoid	JP	JPY	338	7,007	0.02
Banca Generali	IT	EUR	283	6,912	0.02
TMB Bank 4.90% VRN (Perpetual) EMTN	TH	USD	8,380	6,815	0.02
Brooks Macdonald Group	GB	GBP	384	6,700	0.02
IG Group Holdings	GB	GBP	790	6,685	0.02
ASR Nederland	NL	EUR	251	6,549	0.02
Vienna Ins. Group Wiener Versicherung Gruppe	AT	EUR	335	5,842	0.02
Citigroup	US	USD	166	5,833	0.02
Close Brothers Group	GB	GBP	483	5,786	0.02
KBC Ancora	BE	EUR	230	5,600	0.02
Societe Generale	FR	EUR	480	5,583	0.02
Bangkok Bank 5.00% VRN (Perpetual) Reg S	TH	USD	6,403	5,515	0.02
Kasikornbank PCL 3.343% VRN 02/10/2031 EMTN	TH	USD	6,242	5,256	0.02
Yes Bank Ifsc Banking UB 3.75% 06/02/2023 EMTN	IN	USD	6,126	5,106	0.01
Bank of East Asia 5.50% VRN (Perpetual) EMTN	HK	USD	5,779	4,959	0.01
Trian Investors 1	GB	GBP	4,124	4,815	0.01
Fortune Star 6.75% 02/07/2023	VG	USD	5,288	4,700	0.01
TBC Bank Group	GE	GBP	418	4,273	0.01
M&G	GB	GBP	2,606	4,250	0.01
Sompo Holdings	JP	JPY	133	4,248	0.01
XPS Pensions Group	GB	GBP	2,992	4,225	0.01
Premier Miton Group	GB	GBP	3,324	4,066	0.01
Draper Esprit	GB	GBP	550	3,707	0.01
Sparebanken Vest	NO	NOK	654	3,584	0.01
Vedanta Resources Fin. II 8.00% 23/04/2023 Reg S	GB	USD	6,554	3,530	0.01
Vedanta Resources Fin. II 9.25% 23/04/2026 Reg S	GB	USD	6,473	3,489	0.01
Fortune Star 5.25% 23/03/2022	VG	USD	3,814	3,290	0.01
Chong HING Bank 5.70% VRN (Perpetual) EMTN	HK	USD	3,294	2,819	0.01
Fortune Star 5.95% 19/10/2025	VG	USD	3,236	2,793	0.01
ANZ 6.75% VRN (Perpetual) Reg S	AU	USD	2,867	2,793	0.01
Mongolian Mortgage 9.75% 29/01/2022 Reg S	MN	USD	2,890	2,468	0.01
RKP Overseas Finance 2016 7.950% (Perpetual)	VG	USD	2,774	2,314	0.01
Tuspark Forward 7.95% 15/08/2021	VG	USD	4,508	2,167	0.01
Wealth Driven 5.50% 17/08/2023	VG	USD	2,427	2,101	0.01
Xtrackers Euro Stoxx 50 UCITS ETF	LU	EUR	43	1,914	0.01
Shriram Transport Finance 5.70% 27/02/2022 EMTN	IN	USD	2,220	1,872	0.01
Unigroup International Holdings 6.00% 10/12/2020	VG	USD	2,312	1,689	0.00
Secure Trust Bank	GB	GBP	177	1,478	0.00
Sumitomo Mitsui Fin. Group 2.142% 23/09/2030	JP	USD	1,618	1,365	0.00
Tuspark Forward 6.95% 18/06/2022	VG	USD	3,150	1,210	0.00
Pearl Holding III 9.50% 11/12/2022 Reg S	KY	USD	5,086	1,069	0.00
Fortune Star 5.95% 29/01/2023	VG	USD	1,127	985	0.00
Equitable Holdings	US	USD	31	568	0.00
Sherborne Investors Guernsey	GB	GBP	8,608	431	0.00
				6,314,623	18.34

부동산

	국가 코드	CCY	주식 또는 명목	시장 가격 EUR순	% 자산
GCP Student Living REIT	GB	GBP	333,504	415,331	1.21
Vonovia	DE	EUR	7,533	412,941	1.20
Tritax EuroBox	GB	EUR	247,439	247,439	0.72
China Overseas Land & Investment	HK	HKD	38,755	83,528	0.24
Logicor Financing 1.50% 14/11/2022 EMTN	LU	EUR	74,143	76,023	0.22
China Resources Land	HK	HKD	21,472	75,356	0.22
Digital Euro Finco 2.625% 15/04/2024	US	EUR	37,071	40,237	0.12
Digital Dutch Finco 0.125% 15/10/2022	NL	EUR	37,071	37,279	0.11
Unibail-Rodamco-Westfield 0.125% 14/05/2021 EMTN	FR	EUR	29,657	29,660	0.09
China SCE Group Holdings 7.375% 09/04/2024	KY	USD	29,445	25,970	0.08
Cromwell European REIT	SG	EUR	56,124	25,569	0.07
ADO Properties (A)	DE	EUR	1,087	23,464	0.07
Mapletree Industrial Trust REIT	SG	SGD	12,219	23,384	0.07
Supalai	TH	THB	53,713	23,185	0.07
CLS Holdings	GB	GBP	10,182	22,439	0.07
Keppel DC REIT	SG	SGD	11,604	21,151	0.06
China Merchants Commercial REIT	HK	HKD	69,480	18,506	0.05
Goodman Group REIT	AU	AUD	1,650	18,319	0.05
Keppel Pacific Oak US REIT	SG	USD	27,756	16,700	0.05
Link REIT	HK	HKD	2,168	14,202	0.04
Yuzhou Properties 7.375% 13/01/2026	KY	USD	16,644	13,788	0.04
Ascendas India Trust	SG	SGD	16,519	13,512	0.04
Shurgard Self Storage	LU	EUR	351	12,854	0.04
Yango Justice International 9.25% 15/04/2023	HK	USD	14,114	12,674	0.04
China Evergrande Group 8.75% 28/06/2025	KY	USD	19,206	12,199	0.04
Yuzhou Properties 8.30% 27/05/2025	KY	USD	13,408	11,707	0.03
CapitaLand	SG	SGD	7,071	11,427	0.03
Sunac China Holdings 6.50% 10/01/2025	KY	USD	12,512	10,337	0.03
Open House	JP	JPY	340	9,961	0.03
City Developments	SG	SGD	2,409	9,608	0.03
KE Holdings ADR	CN	USD	160	9,602	0.03
Ronshine China Holdings 11.25% 22/08/2021	KY	USD	10,448	9,304	0.03
SM Prime Holdings	PH	PHP	15,440	9,228	0.03
Yango Justice International 10.25% 18/03/2022	HK	USD	9,940	8,969	0.03
Redsun Properties Group 9.95% 11/04/2022	KY	USD	10,085	8,926	0.03
Shimao Property Holdings	HK	HKD	2,934	8,918	0.03
RDI REIT	GB	GBP	8,998	8,885	0.03
New Metro Global 6.80% 05/08/2023	VG	USD	9,980	8,883	0.03
Easy Tactic 9.125% 28/07/2022	VG	USD	10,865	8,836	0.03
China SCE Group Holdings 7.25% 19/04/2023	KY	USD	9,940	8,761	0.03
Sunac China Holdings 7.50% 01/02/2024	KY	USD	9,940	8,554	0.02
Redsun Properties Group 9.70% 16/04/2023	KY	USD	9,420	8,318	0.02
Kaisa Group Holdings 11.50% 30/01/2023	KY	USD	9,355	8,130	0.02
Theta Capital 8.125% 22/01/2025	SG	USD	10,229	7,946	0.02
Yango Justice International 8.25% 25/11/2023	HK	USD	8,929	7,826	0.02
Sunac China Holdings 6.50% 09/07/2023	KY	USD	9,247	7,798	0.02
Sunac China Holdings 7.00% 09/07/2025	KY	USD	9,247	7,702	0.02
Fantasia Holdings Group 15.00% 18/12/2021	KY	USD	8,293	7,652	0.02
Scenery Journey 11.50% 24/10/2022	VG	USD	10,426	7,606	0.02
KWG Group Holdings 7.40% 05/03/2024 EMTN	KY	USD	8,293	7,457	0.02
Fantasia Holdings Group 11.875% 01/06/2023	KY	USD	8,091	7,205	0.02
Seazen Group 6.45% 11/06/2022	KY	USD	8,091	7,079	0.02
Kaisa Group Holdings 8.50% 30/06/2022	KY	USD	8,322	6,982	0.02
China Aoyuan Group 8.50% 23/01/2022	KY	USD	7,773	6,855	0.02
Urban & Civic	GB	GBP	2,948	6,719	0.02
Sino-Ocean Land Treasure III 4.90% VRN (Perpetual)	VG	USD	9,016	6,500	0.02
Kaisa Group Holdings 10.875% 23/07/2023	KY	USD	7,513	6,416	0.02
Agile Group Holdings 7.875% VRN (Perpetual)	KY	USD	7,224	6,348	0.02
Zhenro Properties Group 7.875% 14/04/2024	KY	USD	7,253	6,210	0.02
China South City Holdings 11.50% 12/02/2022	HK	USD	7,045	5,990	0.02
China Evergrande Group 11.50% 22/01/2023	KY	USD	8,322	5,982	0.02
RKPF Overseas 2019 A 6.70% 30/09/2024	VG	USD	6,675	5,932	0.02
Redsun Properties Group 10.50% 03/10/2022	KY	USD	6,496	5,805	0.02
KWG Group Holdings 7.875% 09/08/2021	KY	USD	6,473	5,692	0.02
CIFI Holdings Group 6.00% 16/07/2025	KY	USD	6,242	5,531	0.02
Seazen Group 6.00% 12/08/2024	KY	USD	6,357	5,525	0.02
China Evergrande Group 8.25% 23/03/2022	KY	USD	7,513	5,433	0.02
KWG Group Holdings 7.40% 13/01/2027	KY	USD	6,213	5,353	0.02
Ronshine China Holdings 6.75% 05/08/2024	KY	USD	6,242	5,303	0.02
China Aoyuan Group 6.35% 08/02/2024	KY	USD	6,010	5,250	0.02
Zhenro Properties Group 8.70% 03/08/2022	KY	USD	5,953	5,237	0.02
Yango Justice International 9.50% 03/04/2021	HK	USD	5,779	5,044	0.01
Kaisa Group Holdings 11.75% 26/02/2021	KY	USD	5,750	5,010	0.01
Yango Justice International 10.00% 12/02/2023	HK	USD	5,461	4,957	0.01
Kaisa Group Holdings 10.50% 15/01/2025	KY	USD	5,953	4,777	0.01
Times China Holdings 7.625% 21/02/2022	KY	USD	5,346	4,686	0.01
China Evergrande Group 12.00% 22/01/2024	KY	USD	6,444	4,673	0.01
China Evergrande Group 6.25% 28/06/2021	KY	USD	5,779	4,631	0.01
Robinsons Land	PH	PHP	17,153	4,563	0.01
China Evergrande Group 9.50% 11/04/2022	KY	USD	5,779	4,241	0.01
Jababeka International 6.50% 05/10/2023 Reg S	NL	USD	5,779	4,204	0.01
Sun Hung Kai Properties	HK	HKD	381	4,190	0.01
KWG Group Holding 5.20% 21/09/2022	KY	USD	4,797	4,127	0.01
Yuzhou Properties 5.375% VRN (Perpetual)	KY	USD	4,883	4,034	0.01
Urban Logistics REIT	GB	GBP	2,562	3,903	0.01
Relo Group	JP	JPY	186	3,840	0.01
China Aoyuan Group 7.95% 19/02/2023	KY	USD	4,202	3,800	0.01
RKI Overseas Finance 2017 A 7.00% (Perpetual)	VG	USD	4,912	3,767	0.01
APL Realty Holdings Pte 5.95% 02/06/2024	SG	USD	6,169	3,672	0.01
Wanda Properties Overseas 6.875% 23/07/2023	VG	USD	4,333	3,645	0.01
Kaisa Group Holdings 9.375% 30/06/2024	KY	USD	4,600	3,588	0.01
Yango Justice International 6.80% 11/03/2021 EMTN	HK	USD	4,161	3,580	0.01
China South City Holdingss 10.875% 26/06/2022	HK	USD	4,248	3,568	0.01
Daibiru	JP	JPY	358	3,477	0.01
Kaisa Group Holdings 11.25% 09/04/2022	KY	USD	3,872	3,398	0.01
Pakuwon Prima 5.00% 14/02/2024	SG	USD	3,872	3,382	0.01
Jinke Properties Group 8.375% 20/06/2021	CN	USD	3,641	3,184	0.01
LSL Property Services	GB	GBP	1,370	3,122	0.01
CIFI Holdings Group 5.50% 23/01/2022	KY	USD	3,468	3,021	0.01
Theta Capital 6.75% 31/10/2026	SG	USD	3,959	2,812	0.01
Redco Properties Group 8.50% 19/08/2021	KY	USD	3,236	2,771	0.01

현재 투자종목 명세서서 2020년 10월 31일

	국가 코드	CCY	주식 또는 명목	시장 가격 EUR순	% 자산
Shimao Group Holdings 4.60% 13/07/2030	KY	USD	3,005	2,767	0.01
RKPF Overseas 2019 6.00% 04/09/2025	VG	USD	3,203	2,753	0.01
Country Garden Holdings 4.80% 06/08/2030	KY	USD	3,005	2,741	0.01
Times China Holdings 6.75% 08/07/2025	KY	USD	3,121	2,712	0.01
Greentown China Holdings 5.65% 13/07/2025	KY	USD	3,005	2,682	0.01
Greentown China Holdings 4.70% 29/04/2025	KY	USD	3,121	2,681	0.01
Wanda Properties International 7.25% 29/01/2024	VG	USD	3,005	2,538	0.01
Sunac China Holdings 7.875% 15/02/2022	KY	USD	2,890	2,524	0.01
KWG Group Holdings 7.875% 01/09/2023	KY	USD	2,774	2,503	0.01
Properties 9.875% 02/05/2021	KY	USD	2,803	2,424	0.01
Kaisa Group Holdings 6.75% 18/02/2021	KY	USD	2,811	2,416	0.01
Kaisa Group Holdings 9.75% 28/09/2023 Reg S	KY	USD	2,774	2,298	0.01
Easy Tactic 8.125% 27/02/2023	VG	USD	3,005	2,270	0.01
Zhenro 9.15% 06/05/2023 Reg S	KY	USD	2,369	2,110	0.01
Agile Group Holdings 8.375% VRN (Perpetual)	KY	USD	2,312	2,061	0.01
Heiwa Real Estate	JP	JPY	82	2,058	0.01
Country Garden Holdings 5.40% 27/05/2025	KY	USD	2,109	1,951	0.01
Ronshine China Holdings 8.95% 22/01/2023	KY	USD	2,196	1,946	0.01
Yida China Holdings 14.00% 27/03/2022	KY	USD	2,840	1,761	0.01
Zhenro Properties Group 8.65% 21/01/2023	KY	USD	1,994	1,754	0.01
China Evergrande Group 4.25% 14/02/2023	KY	HKD	16,182	1,670	0.00
China Aoyuan Group 7.50% 10/05/2021	KY	USD	1,734	1,507	0.00
CIFI Holdings Group 5.375% VRN (Perpetual)	KY	USD	1,734	1,483	0.00
Zhenro Properties Group 5.60% 28/02/2021	KY	USD	1,676	1,435	0.00
Jingrui Holdings 9.45% 23/04/2021	KY	USD	1,676	1,413	0.00
Lodha Developers International 14.00% 12/03/2023	MU	USD	1,734	1,384	0.00
Kaisa Group Holdings 11.95% 22/10/2022 Reg S	KY	USD	1,387	1,221	0.00
Times China Holdings 10.95% 27/11/2020	KY	USD	1,156	1,000	0.00
CIFI Holdings Group 5.375% VRN (Perpetual)	KY	USD	925	796	0.00
Zhenro Properties Group 9.80% 20/08/2021	KY	USD	809	712	0.00
Redco Properties Group 11.50% 08/12/2020	KY	USD	809	697	0.00
Champion Sincerity Holdings 8.125% VRN (Perpetual)	VG	USD	722	649	0.00
Cosmos Initia	JP	JPY	134	460	0.00
Shimao Services Holdings	CN	HKD	48	88	0.00
				2,244,530	6.52

정부

Germany 1.75% 04/07/2022	DE	EUR	1,249,305	1,302,916	3.78
Germany 0.00% 07/10/2022	DE	EUR	898,054	912,222	2.65
Germany 0.00% 05/04/2024	DE	EUR	667,285	686,868	1.99
Germany 0.00%08/04/2022	DE	EUR	569,046	575,466	1.67
Germany 0.00% 12/03/2021	DE	EUR	522,706	524,072	1.52
Germany 0.00% 11/06/2021	DE	EUR	451,159	453,232	1.32
Germany 2.00% 15/08/2023	DE	EUR	147,544	159,383	0.46
Sri Lanka 7.55% 28/03/2030 Reg S	LK	USD	7,166	3,378	0.01
Sri Lanka 7.85% 14/03/2029 Reg S	LK	USD	7,085	3,345	0.01
Sri Lanka 6.20% 11/05/2027 Reg S	LK	USD	6,010	2,786	0.01
Sri Lanka 6.85% 14/03/2024 Reg S	LK	USD	2,427	1,188	0.00
Sri Lanka 6.35% 28/06/2024 Reg S	LK	USD	867	426	0.00
				4,625,282	13.43

폐쇄형 펀드

International Public Partnerships	GB	GBP	302,231	564,579	1.64
Greencoat UK Wind Funds	GB	GBP	369,000	553,085	1.61
Starwood European Real Estate Finance	GB	GBP	300,550	285,732	0.83
Chenavari Toro Income Fund	GB	EUR	461,041	243,199	0.71
Axiom European Financial Debt Fund	GB	GBP	243,827	237,228	0.69
CVC Credit Partners European Opportunities	GB	GBP	188,325	196,002	0.57
TwentyFour Income Fund	GB	GBP	167,557	192,832	0.56
Owl Rock Capital	US	USD	13,433	130,753	0.38
KKV Secured Loan Fund	GB	GBP	526,445	77,561	0.23
KKV Secured Loan Fund C	GB	GBP	157,816	58,610	0.17
Oakley Capital Investments Fund	BM	GBP	4,232	11,977	0.03
Gemfields Group	GB	ZAR	71,747	4,740	0.01
Electra Private Equity	GB	GBP	777	1,513	0.00
Keystone Investment Trust	GB	GBP	308	842	0.00
				2,558,653	7.43

개방형 펀드

Assenagon Alpha Volatility	LU	EUR	1,246	1,486,347	4.32
ADG Systematic Macro UCITS Fund E EUR	LU	EUR	5,152	474,374	1.38
Majedie Asset Management Investment-Tortoise Fund	IE	EUR	377,809	298,922	0.87
Fidelity ILF - The US Dollar Fund - A-ACC-USD	IE	USD	11	172,383	0.50
Fidelity ILF - The Euro Fund - A-ACC-EUR	IE	EUR	4	60,436	0.18
Fidelity ILF - The Sterling Fund - A-ACC-GBP	IE	GBP	1	16	0.00
				2,492,478	7.24

주식 연계 채권

HSBC (Hangzhou Hikvision Digital (A)) ELN 08/2021	CN	USD	5,819	33,566	0.10
HSBC (China Nat'l. Accord Med (A)) ELN 15/10/2021	CN	USD	1,302	8,306	0.02
HSBC (China (S) Publish & Med (A)) ELN 23/11/2022	CN	USD	3,627	4,883	0.01
UBS (Focus Media Info. Tech (A)) ELN 10/03/2021	CN	USD	62	74	0.00
				46,829	0.14

커뮤니케이션 서비스

China Mobile	HK	HKD	34,545	181,361	0.53
AT&T 1.30% 05/09/2023	US	EUR	74,143	76,869	0.22
Orange 0.50% 15/01/2022 EMTN	FR	EUR	37,071	37,414	0.11
HKBN	HK	HKD	21,135	31,386	0.09
Vodafone Group	GB	GBP	17,570	20,123	0.06
LG Uplus	KR	KRW	2,216	18,618	0.05
T-Mobile US	US	USD	199	18,512	0.05
Telstra	AU	AUD	11,062	17,873	0.05
Far EasTone Telecommunications	TW	TWD	9,033	16,279	0.05
HKT Trust and HKT	HK	HKD	11,899	13,207	0.04
China Unicom	HK	HKD	21,041	11,112	0.03
Cathay Media And Education Group	CN	HKD	23,365	10,520	0.03
Tele2	SE	SEK	1,003	10,225	0.03
Infrastrutture Wireless Italiane	IT	EUR	1,088	10,095	0.03
Dialog Axiata	LK	LKR	200,222	10,071	0.03
NetLink NBN Trust	SG	SGD	15,050	9,091	0.03
Swisscom	CH	CHF	17	7,240	0.02
Zegona Communications	GB	GBP	5,802	7,161	0.02
Daiichikosho	JP	JPY	233	6,848	0.02
Hutchison Telecommunications Hong Kong Holdings	HK	HKD	53,057	6,823	0.02
Shemaroo Entertainment	IN	INR	8,794	5,586	0.02
SoftBank Group 5.125% 19/09/2027	JP	USD	5,793	5,035	0.01
NOS SGPS	PT	EUR	1,700	5,012	0.01
SoftBank Group 6.00% VRN (Perpetual)	JP	USD	4,970	3,961	0.01
Pebble Group	GB	GBP	4,308	3,401	0.01
Hellenic Telecommunications Organization	GR	EUR	245	2,798	0.01
Bharti Airtel 1.50% 17/02/2025 Reg S	IN	USD	2,890	2,744	0.01
Axiata SPV5 3.064% 19/08/2050 EMTN	MY	USD	2,263	1,866	0.01
Dr Peng Holding HongKong 7.55% 01/12/2021	HK	USD	2,908	1,729	0.01
SoftBank Group 6.125% 20/04/2025	JP	USD	985	904	0.00
SoftBank Group 6.25% 15/04/2028	JP	USD	835	778	0.00
				554,642	1.61

증권 자격 취득 또는 기타 통제 된 시장 에서 죽음을 맞게

유틸리티

Greenko Dutch 5.25% 24/07/2024 Reg S	NL	USD	14,610	12,906	0.04
				12,906	0.04

소재

Vidrala	ES	EUR	113	9,263	0.03
Vidrala (BR) RTS 05/11/2020	ES	EUR	116	474	0.00
				9,737	0.03

산업재

Vietnam Engine & Argicultural Machinery	VN	VND	11,076	17,307	0.05
Irish Continental Group	IE	EUR	2,695	8,463	0.02
Applus Services	ES	EUR	1,040	6,993	0.02
Ryanair Holdings	IE	EUR	568	6,719	0.02
Ferrovial	ES	EUR	338	6,274	0.02
Hokkaido Chuo Bus	JP	JPY	4	115	0.00
				45,871	0.13

정보 기술

Taiwan Union Technology	TW	TWD	9,393	26,882	0.08
Amadeus IT Group	ES	EUR	67	2,749	0.01
				29,631	0.09

소비재

Industria de Diseno Textil	ES	EUR	1,034	21,904	0.06
Glenveagh Properties	IE	EUR	28,314	20,811	0.06
Wynn Macau 5.125% 15/12/2029 Reg S	KY	USD	14,997	11,937	0.03
Melco Resorts Finance 5.625% 17/07/2027 Reg S	KY	USD	11,090	9,685	0.03
Dalata Hotel Group	IE	EUR	2,152	5,207	0.02
Applegreen	IE	EUR	1,664	4,725	0.01
				74,269	0.22

소비재

Quang Ngai Sugar	VN	VND	13,112	15,438	0.04
				15,438	0.04

건강

Danaher 1.70% 30/03/2024	US	EUR	74,143	78,596	0.23
Korian RTS 26/10/2020	FR	EUR	267	664	0.00
				79,260	0.23

금융

China Development Bank 4.88% 09/02/2028	CN	CNY	1,937,383	267,350	0.78
China Development Bank 3.05% 25/08/2026	CN	CNY	867,485	107,581	0.31
China Development Bank 3.68% 26/02/2026	CN	CNY	636,156	82,136	0.24
China Development Bank 3.65% 21/05/2029	CN	CNY	260,246	33,134	0.10

현재 투자종목 명세서서 2020년 10월 31일

	국가 코드	CCY	주식 또는 명목	시장 가격 EUR순	% 자산
Goldman Sachs Group 2.00% 27/07/2023 EMTN	US	EUR	18,536	19,570	0.06
Bangkok Bank 3.733% VRN 25/09/2034 Reg S	TH	USD	15,604	13,158	0.04
China Development Bank 4.24% 24/08/2027	CN	CNY	86,749	11,574	0.03
China Development Bank 3.18% 05/04/2026	CN	CNY	86,749	10,946	0.03
China Development Bank 3.80% 25/01/2036	CN	CNY	86,749	10,910	0.03
Kaspi KZ	KZ	USD	247	9,113	0.03
QBE Insurance Group 5.875% VRN (Perpetual) Reg S	AU	USD	4,103	3,769	0.01
Westpac Banking 5.00% VRN (Perpetual)	AU	USD	2,647	2,303	0.01
QBE Insurance Group 5.875% VRN (Perpetual) 144A	AU	USD	520	478	0.00
				572,022	1.66
부동산					
Blackstone Property Partners 1.40% 06/07/2022 EMTN	LU	EUR	37,071	37,679	0.11
Agile Group Holdings 5.75% 02/01/2025 Reg S	KY	USD	6,473	5,542	0.02
Yuzhou Properties 8.375% 30/10/2024	KY	USD	5,779	5,152	0.01
China Evergrande Group 8.90% 24/05/2021	KY	USD	3,179	2,611	0.01
Yuzhou Properties 8.50% 26/02/2024	KY	USD	1,820	1,629	0.00
				52,613	0.15
정부					
China 2.90% 05/05/2026	CN	CNY	954,234	121,249	0.35
China 3.54% 16/08/2028	CN	CNY	693,988	90,997	0.26
China 3.25% 06/06/2026	CN	CNY	433,743	56,091	0.16
China 3.12% 05/12/2026	CN	CNY	404,826	51,783	0.15
China 3.29% 23/05/2029	CN	CNY	375,910	48,488	0.14
China 2.74% 04/08/2026	CN	CNY	375,910	47,381	0.14
China 3.86% 22/07/2049	CN	CNY	289,162	37,015	0.11
China 3.39% 16/03/2050	CN	CNY	260,246	30,534	0.09
China 3.97% 23/07/2048	CN	CNY	202,413	26,355	0.08
China 2.85% 04/06/2027	CN	CNY	202,413	25,349	0.07
China 3.59% 03/08/2027	CN	CNY	144,581	19,029	0.06
China 3.52% 04/05/2027	CN	CNY	86,749	11,333	0.03
China 3.52% 25/04/2046	CN	CNY	28,916	3,520	0.01
				569,124	1.65
주식 연계 채권					
UBS (Anhui Heli (A)) ELN 21/01/2022	CN	USD	15,856	28,682	0.08
				28,682	0.08
커뮤니케이션 서비스					
Cellnex Telecom	ES	EUR	246	13,553	0.04
Euskaltel	ES	EUR	930	7,600	0.02
				21,153	0.06
목록에 없음					
소재					
China Metal Recycling Holdings*	HK	HKD	320	0	0.00
				0	0.00
산업재					
Blue Skyview 15.758% VRN (Perpetual) (Defaulted)	VG	USD	4,248	918	0.00
Jain Int'l Trading 7.125% 01/02/2022 (Defaulted)	NL	USD	2,658	445	0.00
				1,363	0.00
정보 기술					
Nuoxi Capital 5.35% 24/01/2023 (Defaulted)	VG	USD	3,496	300	0.00
DBA Telecommunication Asia Holdings*	HK	HKD	1,276	0	0.00
				300	0.00
소비재					
Top Wise Excellence 6.00% 16/03/2020 (Defaulted)	VG	USD	4,074	379	0.00
				379	0.00
건강					
JHL Biotech*	KY	TWD	4,022	5,672	0.02
Chime Biologics*	VG	USD	4,022	1,305	0.00
				6,977	0.02
금융					
Tianjin State-OCI. & Management. 1.60% 17/12/2039*	CN	USD	6,744	1,187	0.00
Yihua Overseas Invest. 8.50% 23/10/2020 (Defaulted)	VG	USD	3,121	214	0.00
Highbridge Multi Strategy Fund*	GB	GBP	205,638	2	0.00
				1,403	0.00
부동산					
Modernland Overseas Pte 6.95% 13/04/2024	SG	USD	2,774	963	0.00
JGC Ventures 10.75% 30/08/2021 (Defaulted)	SG	USD	2,485	875	0.00
				1,838	0.01
폐쇄형 펀드					
Marwyn Value Investors*	GB	GBP	824	1,099	0.00
				1,099	0.00
단주				(8)	(0.00)
총 투자 (비용 EUR 33,558,146)				31,876,692	92.56

차액 거래 계약

	CCY	기본 노출	미실현 이익 / (손실) EUR순	% 자산
Halfords Group (HSBC)	GBP	12,480	317	0.00
AIB Group (GB) (JPLS)	EUR	4,603	13	0.00
Tripadvisor (UBS)	USD	1,872	(152)	(0.00)
Fidelity National Information Services Svcs (GS)	USD	5,613	(316)	(0.00)
CRH (IE) (JPLS)	EUR	10,044	(587)	(0.00)
Legal & General Group (HSBC)	GBP	49,577	(1,656)	(0.00)
Sanofi (UBS)	EUR	27,394	(1,901)	(0.01)
전 세계 Generics (GS)	USD	578,918	(3,078)	(0.01)
Stoxx Europe 600 Telecommunications (HSBC)	EUR	517,444	(20,475)	(0.06)
Stoxx Europe 600 Automobi (JPLS)	EUR	646,559	(25,789)	(0.07)
MSCI Daily Trust World Gros (UBS)	USD	446,712	(28,878)	(0.08)
Arca Gold Minerals (HSBC)	USD	903,384	(56,427)	(0.16)
			(138,929)	(0.40)

선물환 계약

	기본 노출 EUR	미실현 이익 / (손실) EUR순	% 자산
구입 USD 판매 GBP 에 1.32877 11/12/2020	4,533,871	115,305	0.33
구입 USD 판매 EUR 에 1.18755 11/12/2020	2,022,858	37,201	0.11
구입 CLP 판매 USD 에 794.86983 22/01/2021	523,732	14,581	0.04
구입 JPY 판매 EUR 에 123.52940 22/01/2021	913,119	12,059	0.04
구입 USD 판매 INR 에 0.01350 22/01/2021	702,082	10,917	0.03
구입 USD 판매 EUR 에 1.17428 22/01/2021	602,073	3,549	0.01
구입 PHP 판매 USD 에 48.96100 22/01/2021	455,483	3,069	0.01
구입 EUR 판매 AUD 에 0.60361 22/01/2021	569,919	1,096	0.00
구입 JPY 판매 EUR 에 123.86661 22/01/2021	64,820	1,035	0.00
구입 EUR 판매 NOK 에 0.09090 22/01/2021	74,275	897	0.00
구입 SEK 판매 EUR 에 10.38477 22/01/2021	340,017	628	0.00
구입 USD 판매 IDR 에 0.00007 22/01/2021	246,583	500	0.00
구입 SEK 판매 EUR 에 10.41988 16/11/2020	55,378	332	0.00
구입 USD 판매 EUR 에 1.18249 16/11/2020	19,048	280	0.00
구입 CHF 판매 EUR 에 1.07699 16/11/2020	25,893	233	0.00
구입 HKD 판매 EUR 에 9.06785 22/01/2021	108,074	173	0.00
구입 CNY 판매 USD 에 6.78220 19/01/2021	5,206	39	0.00
구입 KRW 판매 USD 에 1168.68000 04/01/2021	1,231	36	0.00
구입 SEK 판매 USD 에 9.01063 04/01/2021	1,294	19	0.00
구입 EUR 판매 DKK 에 0.13439 22/01/2021	58,714	15	0.00
구입 USD 판매 EUR 에 1.18162 16/11/2020	705	10	0.00
구입 SGD 판매 USD 에 1.37102 04/01/2021	1,222	5	0.00
구입 USD 판매 EUR 에 1.17954 16/11/2020	192	2	0.00
구입 USD 판매 EUR 에 1.17357 16/11/2020	217	2	0.00
구입 USD 판매 EUR 에 1.17260 16/11/2020	213	1	0.00
구입 EUR 판매 USD 에 0.85601 16/11/2020	202	0	0.00
구입 EUR 판매 USD 에 0.85197 16/11/2020	186	(1)	(0.00)
구입 EUR 판매 USD 에 0.85007 16/11/2020	283	(3)	(0.00)
구입 EUR 판매 USD 에 0.85446 04/01/2021	1,248	(4)	(0.00)
구입 EUR 판매 USD 에 0.84759 16/11/2020	317	(4)	(0.00)
구입 EUR 판매 USD 에 0.85750 11/12/2020	90,609	(6)	(0.00)
구입 USD 판매 PHP 에 0.02058 16/11/2020	2,924	(7)	(0.00)
구입 EUR 판매 USD 에 0.85062 16/11/2020	893	(8)	(0.00)
구입 USD 판매 PHP 에 0.02055 16/11/2020	2,484	(10)	(0.00)
구입 USD 판매 PHP 에 0.02052 16/11/2020	1,822	(10)	(0.00)
구입 USD 판매 PHP 에 0.02063 16/11/2020	43,434	(14)	(0.00)
구입 EUR 판매 USD 에 0.84583 16/11/2020	1,960	(28)	(0.00)
구입 EUR 판매 JPY 에 0.00819 22/01/2021	38,386	(46)	(0.00)
구입 EUR 판매 SGD 에 0.62671 22/01/2021	176,275	(170)	(0.00)
구입 EUR 판매 USD 에 0.85327 11/12/2020	37,955	(190)	(0.00)
구입 GBP 판매 USD 에 0.77019 11/12/2020	106,877	(211)	(0.00)
구입 EUR 판매 USD 에 0.85575 11/12/2020	111,358	(234)	(0.00)
구입 EUR 판매 USD 에 0.84950 11/12/2020	37,130	(349)	(0.00)
구입 NOK 판매 EUR 에 10.85198 16/11/2020	19,565	(461)	(0.00)
구입 EUR 판매 USD 에 0.84801 11/12/2020	46,835	(521)	(0.00)

현재 투자종목 명세서서 2020년 10월 31일

	기본 노출 EUR	미실현 이익 / (손실) EUR	% 순자산
구입 EUR 판매 USD 에 0.85096 11/12/2020	74,408	(572)	(0.00)
구입 EUR 판매 GBP 에 1.09720 16/11/2020	47,708	(622)	(0.00)
구입 GBP 판매 USD 에 0.76768 11/12/2020	125,163	(655)	(0.00)
구입 EUR 판매 USD 에 0.84431 11/12/2020	51,021	(788)	(0.00)
구입 GBP 판매 USD 에 0.75998 11/12/2020	54,975	(836)	(0.00)
구입 EUR 판매 USD 에 0.84807 11/12/2020	82,529	(913)	(0.00)
구입 EUR 판매 USD 에 0.84104 11/12/2020	81,213	(1,564)	(0.00)
구입 EUR 판매 HKD 에 0.10854 22/01/2021	114,101	(1,982)	(0.01)
구입 USD 판매 KRW 에 0.00087 22/01/2021	601,431	(4,216)	(0.01)
구입 EUR 판매 CHF 에 0.93408 22/01/2021	1,247,641	(4,380)	(0.01)
구입 USD 판매 TWD 에 0.03545 22/01/2021	1,058,562	(7,185)	(0.02)
구입 EUR 판매 THB 에 0.02720 22/01/2021	825,276	(8,145)	(0.02)
구입 EUR 판매 CNY 에 0.12622 22/01/2021	1,386,460	(10,758)	(0.03)
구입 EUR 판매 HKD 에 0.10975 22/01/2021	3,346,930	(21,375)	(0.06)
구입 EUR 판매 GBP 에 1.09876 22/01/2021	2,126,388	(22,256)	(0.06)
구입 EUR 판매 USD 에 0.85126 22/01/2021	14,280,494	(89,088)	(0.26)
		24,372	**0.07**

선물

	CCY	기본 노출	미실현 이익 / (손실) EUR	% 순자산
Euro Stoxx 50 Index Future 18/12/2020	EUR	(2,828,160)	273,909	0.80
Dax Index Future 18/12/2020	EUR	(1,734,600)	123,895	0.36
FTSE 100 Index Future 18/12/2020	GBP	(1,144,964)	99,473	0.29
S&P 500 Emini Index Future 18/12/2020	USD	(1,624,250)	31,297	0.09
E-Mini Russ 1000 Index Future 18/12/2020	USD	(734,335)	19,335	0.06
FTSE 250 Index Future 18/12/2020	GBP	(624,192)	14,101	0.04
XAV Healthcare Index Future 18/12/2020	USD	(510,450)	12,695	0.04
MSCI Pacific Index Future 18/12/2020	USD	(60,275)	1,468	0.00
MSCI Emg Mkt Index Future 18/12/2020	USD	(109,840)	82	0.00
US Treasury Note 5 Year Bond Future 31/12/2020	USD	(726)	1	0.00
US Ultra Bond Future 21/12/2020	USD	6,464	(209)	(0.00)
US Treasury Note 10 Year Bond Future 21/12/2020	USD	2,080,226	(8,739)	(0.03)
미국 10 년 Ultra Bond Future 21/12/2020	USD	1,257,102	(15,483)	(0.04)
Euro-Bund Bond Future 08/12/2020	EUR	(1,233,050)	(18,207)	(0.05)
E-Mini Russ 1000 Index Future 18/12/2020	USD	627,385	(18,264)	(0.05)
Stoxx 600 Bas Index Future 18/12/2020	EUR	306,320	(29,419)	(0.09)
Emini Energy Select Sector Index Future 18/12/2020	USD	261,270	(32,228)	(0.09)
MSCI China Free Index Future 18/12/2020	USD	(729,235)	(32,552)	(0.09)
E-Mini Russ 2000 Index Future 18/12/2020	USD	(1,606,469)	(40,955)	(0.12)
Stoxx 600 Oil Index Future 18/12/2020	EUR	277,600	(41,286)	(0.12)
Euro Stoxx Bank Index Future 18/12/2020	EUR	503,685	(75,359)	(0.22)
			263,555	**0.77**

기타 자산 및 부채	2,414,343	7.01
순자산	**34,440,033**	**100.00**

지역별 배분

국가	국가 코드	% 순자산
영국	GB	19.74
독일	DE	15.77
중국	CN	11.35
아일랜드	IE	10.67
룩셈부르크	LU	6.18
미국	US	4.17
일본	JP	3.82
홍콩	HK	3.58
인도	IN	2.27
네덜란드	NL	1.84
한국	KR	1.82
호주	AU	1.55
대만	TW	1.41
케이맨 제도	KY	1.31
프랑스	FR	1.13
싱가포르	SG	0.84
인도네시아	ID	0.84
스위스	CH	0.76
스웨덴	SE	0.48
버진 아일랜드 (영국령)	VG	0.37
필리핀	PH	0.32
덴마크	DK	0.32
이탈리아	IT	0.29
노르웨이	NO	0.27
스페인	ES	0.24
태국	TH	0.21
스리랑카	LK	0.16
벨기에	BE	0.15
모리셔스	MU	0.12
베트남	VN	0.10
오스트리아	AT	0.09
핀란드	FI	0.07
버뮤다	BM	0.07
뉴질랜드	NZ	0.05
모나코	MC	0.04
그루지야	GE	0.04
남아프리카 공화국	ZA	0.03
카자흐스탄	KZ	0.03
이스라엘	IL	0.02
키프로스	CY	0.02
포르투갈	PT	0.01
초 국가	SU	0.01
그리스	GR	0.01
몽골리아	MN	0.01
말레이시아	MY	0.01
현금 및 기타 순자산		7.49

Fidelity Funds

Absolute Return Asian Equity Fund [4,5]

현재 투자종목 명세서서 2020년 10월 31일

	국가 코드	CCY	주식 또는 명목	시가(USD)	% 순자산
공인된 주식 또는 공식 증권거래소에서 거래됨					
에너지					
Star Petroleum Refining	TH	THB	850,600	144,185	2.84
CNOOC	CN	HKD	35,000	31,919	0.63
				176,104	3.47
유틸리티					
Guangdong Investment	HK	HKD	20,000	29,660	0.58
CK Infrastructure Holdings	HK	HKD	2,500	11,788	0.23
				41,448	0.82
소재					
Siam Cement	TH	THB	14,400	155,754	3.07
				155,754	3.07
산업재					
Titan Wind Energy Suzhou	CN	CNY	139,500	149,711	2.95
				149,711	2.95
정보 기술					
MediaTek	TW	TWD	7,000	166,629	3.28
China Railway Signal & Communication Corp (H)	CN	HKD	465,000	153,332	3.02
Delta Electronics	TW	TWD	23,000	153,036	3.01
Tencent Holdings	CN	HKD	2,000	152,500	3.00
Hon Hai Precision Industry	TW	TWD	56,000	152,017	2.99
Largan Precision	TW	TWD	1,000	106,211	2.09
				883,725	17.40
소비재					
JD.com	CN	HKD	3,750	152,469	3.00
Alibaba Group Holding	CN	HKD	2,256	85,718	1.69
Galaxy Entertainment Group	HK	HKD	2,000	13,213	0.26
				251,400	4.95
소비재					
CP ALL	TH	THB	85,800	147,698	2.91
Thai Beverage	TH	SGD	342,800	145,732	2.87
BGF retail	KR	KRW	1,354	140,833	2.77
				434,263	8.55
건강					
Shandong Weigao Group Medical Polymer (H)	CN	HKD	76,000	147,333	2.90
				147,333	2.90
금융					
Chailease Holding	TW	TWD	33,000	160,732	3.16
Tisco Financial Group	TH	THB	69,800	157,916	3.11
Bank Mandiri Persero	ID	IDR	391,900	152,630	3.01
Fubon Financial Holding	TW	TWD	107,000	152,584	3.00
E.Sun Financial Holding	TW	TWD	169,512	144,335	2.84
China Merchants Bank (H)	CN	HKD	27,500	143,317	2.82
				911,514	17.95
부동산					
Robinsons Land	PH	PHP	517,100	160,258	3.16
CapitaLand Mall Trust REIT	SG	SGD	116,900	148,204	2.92
				308,462	6.07
커뮤니케이션 서비스					
Sarana Menara Nusantara	ID	IDR	2,199,800	147,342	2.90
NetLink NBN Trust	SG	SGD	205,300	144,478	2.84
				291,820	5.75
증권 자격 취득 또는 기타 통제 된 시장 에서 죽음을 맞게					
정보 기술					
Vanguard International Semiconductor	TW	TWD	45,000	147,185	2.90
				147,185	2.90
소비재					
Poya International	TW	TWD	8,000	172,696	3.40
				172,696	3.40
단주				(1)	(0.00)

	시장 가격	% 순자산
총 투자 (비용 USD 4,088,681)	4,071,414	80.16

	CCY	기본 노출	미실현 이익 / (손실) USD	% 순자산
차액 거래 계약				
Microport Scientific (JPLS)	HKD	(1,041,089)	26,476	0.52
Wynn Macau (UBS)	HKD	(1,155,537)	13,717	0.27
Telekomunikasi Indonesia (JPLS)	USD	(148,237)	10,839	0.21
E-Mart (MS)	USD	(143,583)	10,282	0.20
Berli Jucker (F) (UBS)	USD	(95,046)	9,845	0.19
싱가포르 (HSBC)	SGD	(193,172)	9,663	0.19
Suntec Reit (HSBC)	SGD	(184,212)	9,195	0.18
Bank Of China (H) (UBS)	HKD	(1,158,912)	8,471	0.17
Want Want China Holdings (UBS)	HKD	(1,159,797)	7,524	0.15
CRRC H (UBS)	HKD	(1,073,633)	6,566	0.13
Thai Oil (F) (MS)	USD	(149,793)	6,063	0.12
Novatek Microelectronics (HSBC)	USD	(149,599)	5,367	0.11
PTT Global Chemical (F) (MS)	USD	(143,488)	4,910	0.10
Shanghai Comm & Saving Bk (UBS)	USD	(132,381)	4,738	0.09
HKT Trust & HKT (UBS)	HKD	(1,153,221)	4,330	0.09
Bank Negara Indonesia (L) (UBS)	USD	(88,896)	4,322	0.09
Foxconn Technology (UBS)	USD	(143,887)	3,000	0.06
Sun Hung Kai Properties (UBS)	HKD	1,143,149	2,453	0.05
Globalwafers (UBS)	USD	(145,786)	2,264	0.04
Berli Jucker F (MS)	USD	(14,630)	1,954	0.04
Eclat Textile (UBS)	USD	(159,636)	1,892	0.04
Power Assets Holdings (UBS)	HKD	(1,177,505)	1,878	0.04
Ayala Land (UBS)	USD	(167,931)	1,862	0.04
Hysan Development (UBS)	HKD	(1,186,316)	1,765	0.03
Bank Negara Indonesia (L) (HSBC)	USD	(48,400)	1,620	0.03
Berli Jucker (F) (GS)	USD	(22,450)	1,241	0.02
Mega Financial Holding (UBS)	USD	(149,558)	900	0.02
Microport Scientific (HSBC)	HKD	(82,191)	824	0.02
Uni-President Enterprises (MS)	USD	(128,734)	800	0.02
중국 Railway Group (H) (UBS)	HKD	1,181,126	783	0.02
Uni-President Enterprises (UBS)	USD	(19,310)	488	0.01
ASE Technology Holding (UBS)	USD	(55,791)	427	0.01
Bank Negara Indonesia (JPLS)	USD	(13,973)	380	0.01
Shin Kong Financial Holdings (MS)	USD	(129,158)	375	0.01
Hong Kong & China Gas (UBS)	HKD	(973,302)	358	0.01
Shin Kong Financial Holdings (UBS)	USD	(11,835)	145	0.00
Shanghai Comm & Saving Bk (JPLS)	USD	(11,681)	143	0.00
PTT Global Chemical (F) (GS)	USD	(3,200)	50	0.00
Pinduoduo (GS)	USD	(77,627)	35	0.00
Shin Kong Financial Holdings Pfd (UBS)	USD	(810)	(3)	(0.00)
Shin Kong Financial Holdings (JPLS)	USD	(9,197)	(24)	(0.00)
Hong Kong & China Gas (HSBC)	HKD	(201,026)	(112)	(0.00)
Krung Thai Bank (F) (GS)	USD	(150,010)	(259)	(0.01)
Siam Makro (F) (MS)	USD	(153,446)	(397)	(0.01)
PetroChina (H) (UBS)	HKD	(1,121,747)	(927)	(0.02)
중국 Comms Const (H) (UBS)	HKD	(1,156,847)	(1,070)	(0.02)
Cheung Kong Infrastructure Holding (UBS)	HKD	1,078,634	(1,089)	(0.02)
Cnooc (UBS)	HKD	912,286	(1,298)	(0.03)
Compal Electronics (UBS)	USD	(155,115)	(1,367)	(0.03)
Baidu ADR (GS)	USD	(159,995)	(1,456)	(0.03)
Lite On Technology (MS)	USD	(153,253)	(2,928)	(0.06)
Guangdong Investments (UBS)	HKD	966,025	(3,550)	(0.07)
ASE Technology Holding (MS)	USD	(98,192)	(4,573)	(0.09)
Taiwan Semi. Manufacturing (MS)	USD	151,223	(4,875)	(0.10)
Shenzhou International Group (UBS)	HKD	1,145,574	(6,825)	(0.13)
Weibo ADR (MS)	USD	(153,035)	(8,801)	(0.17)
Galaxy Entertainment Group (UBS)	HKD	1,024,621	(9,205)	(0.18)
HKBN (UBS)	HKD	1,127,005	(9,568)	(0.19)
Xinjiang Goldwind S&T (H) (GS)	HKD	(1,324,338)	(10,754)	(0.21)
중국 Mengniu Dairy (UBS)	HKD	1,169,009	(12,868)	(0.25)
			85,996	1.69

	CCY	Contracts	시가(USD)	% 순자산
옵션				
구입 풋 HSI 지수 22000 29/06/2021	HKD	15	1,955	0.04
구입 풋 HSI 지수 21600 29/06/2021	HKD	16	1,852	0.04
Purchased Call SK Hynix 96500 12/08/2021	KRW	391	1,430	0.03
구입 풋 한국 Kospi 200 지수 285 10/06/2021	KRW	92,886	1,210	0.02
구입 풋 HSCEI 지수 8300 29/09/2021	HKD	20	993	0.02
구입 풋 한국 KOSPI 200 지수 280 10/06/2021	KRW	46,311	535	0.01
글 전화 Seoh 중국 Mengniu Dairy 45 27/11/2020	HKD	(10)	(90)	(0.00)

전체 주식 목록은 6페이지에 나와 있습니다.
별첨 재무제표에 대한 주석은 본 재무제표의 중요한 일부입니다. 투자종목 명세서 및 지역별 배분의 순자산 비율은 반올림되었습니다.

현재 투자종목 명세서서 2020년 10월 31일

	CCY	Contracts	시가(USD)	% 순자산
글 전화 Taiwan Semi Manu. 110 18/12/2020	USD	(6)	(114)	(0.00)
글 올리기 Seoh Want 중국 4.7 27/11/2020	HKD	(113)	(437)	(0.01)
			9,289	0.18
기타 자산 및 부채			912,133	17.96
순자산			5,078,832	100.00

지역별 배분

국가	국가 코드	% 순자산
대만	TW	26.69
중국	CN	20.01
태국	TH	14.79
인도네시아	ID	5.91
싱가포르	SG	5.76
필리핀	PH	3.16
한국	KR	2.77
홍콩	HK	1.08
현금 및 기타 순자산		19.86

Absolute Return Global Equity Fund [1,4]

현재 투자종목 명세서서 2020년 10월 31일

	국가 코드	CCY	주식 또는 명목	시가(USD)	% 순자산
공인된 주식 또는 공식 증권거래소에서 거래됨					
에너지					
Parkland Fuel	CA	CAD	5,485	134,262	1.35
				134,262	1.35
유틸리티					
Hydro One	CA	CAD	9,650	211,103	2.12
Enel	IT	EUR	16,690	132,885	1.33
Terna Rete Elettrica Nazionale	IT	EUR	16,395	110,862	1.11
				454,850	4.56
소재					
Air Products and Chemicals	US	USD	698	192,243	1.93
LafargeHolcim	CH	CHF	4,456	191,371	1.92
Steel Dynamics	US	USD	5,154	161,887	1.62
Ivanhoe Mines	CA	CAD	31,917	122,241	1.23
Nickel Mines	AU	AUD	125,173	78,716	0.79
Intertape Polymer Group	CA	CAD	5,418	61,764	0.62
				808,222	8.11
산업재					
Sandvik	SE	SEK	10,459	186,493	1.87
CKD	JP	JPY	9,500	158,107	1.59
Aalberts	NL	EUR	4,152	139,507	1.40
Varta	DE	EUR	1,093	137,018	1.37
Woodward	US	USD	1,719	136,471	1.37
Ushio	JP	JPY	12,200	136,372	1.37
Rexel	FR	EUR	11,032	116,035	1.16
Finning International	CA	CAD	4,095	62,182	0.62
				1,072,185	10.76
정보 기술					
Z Holdings	JP	JPY	31,900	222,598	2.23
VMware	US	USD	1,434	183,652	1.84
Global Payments	US	USD	1,140	177,829	1.78
AMS	AT	CHF	7,550	161,918	1.62
Sansan	JP	JPY	2,400	159,160	1.60
Five9	US	USD	1,064	158,483	1.59
Tripod Technology	TW	TWD	39,000	155,174	1.56
Amdocs	US	USD	2,620	147,270	1.48
J2 Global	US	USD	866	58,464	0.59
				1,424,548	14.29
소비재					
Nien Made Enterprise	TW	TWD	18,000	203,091	2.04
Altice USA	US	USD	5,864	158,269	1.59
Shop Apotheke Europe	NL	EUR	895	148,483	1.49
Forbo Holding	CH	CHF	94	143,834	1.44
Quebecor	CA	CAD	6,080	140,996	1.41
D'ieteren	BE	EUR	2,399	120,323	1.21
Linamar	CA	CAD	2,121	69,192	0.69
				984,188	9.87
소비재					
Swedish Match	SE	SEK	2,500	188,602	1.89
				188,602	1.89
건강					
CSL	AU	AUD	957	193,516	1.94
Ramsay Health Care	AU	AUD	4,147	181,718	1.82
ICON	IE	USD	841	151,683	1.52
H.U. Group Holdings	JP	JPY	5,500	139,986	1.40
Sawai Pharmaceutical Co Ltd	JP	JPY	2,800	135,033	1.35
MorphoSys	DE	EUR	1,203	122,720	1.23
Eiken Chemical	JP	JPY	3,000	57,431	0.58
				982,087	9.85
금융					
JPMorgan Chase	US	USD	2,149	208,131	2.09
Macquarie Group	AU	AUD	2,331	207,922	2.09
Tokio Marine Holdings	JP	JPY	4,400	196,708	1.97
Hannover Rueck	DE	EUR	1,351	196,276	1.97
NN Group	NL	EUR	5,408	188,640	1.89
Comerica	US	USD	4,102	182,703	1.83
Muenchener Rueckversicherungs-Gesellschaft	DE	EUR	779	182,241	1.83
Equitable Holdings	US	USD	8,378	179,038	1.80
IGM Financial	CA	CAD	6,441	140,613	1.41
Vienna Ins. Group Wiener Versicherung Gruppe	AT	EUR	6,245	126,743	1.27
Swedbank	SE	SEK	6,013	94,364	0.95
Genworth MI Canada	CA	CAD	2,362	77,799	0.78
				1,981,178	19.88
부동산					
Stockland REIT	AU	AUD	78,161	211,168	2.12
Healthcare Realty Trust REIT	US	USD	5,312	147,196	1.48
Healthcare Trust of America REIT	US	USD	5,995	145,439	1.46
ADO Properties (A)	DE	EUR	5,397	135,690	1.36
Altus Group Ltd/Canada	CA	CAD	1,527	62,119	0.62
				701,612	7.04
증권 자격 취득 또는 기타 통제 된 시장 에서 죽음을 맞게					
유틸리티					
Enagas	ES	EUR	5,907	127,523	1.28
				127,523	1.28
소재					
Vidrala	ES	EUR	1,392	132,983	1.33
Vidrala (BR) RTS 05/11/2020	ES	EUR	1,392	6,641	0.07
				139,624	1.40
산업재					
Ryanair Holdings	IE	EUR	9,854	135,756	1.36
				135,756	1.36
단주				2	0.00
총 투자 (비용 USD 9,260,114)				9,134,639	91.65

	CCY	기본 노출	미실현 이익 / (손실) USD	% 순자산
차액 거래 계약				
Teamviewer (JPLS)	EUR	(154,186)	32,648	0.33
American Express (JPLS)	USD	(187,823)	30,018	0.30
Adyen (JPLS)	EUR	(151,988)	24,099	0.24
Open Text (US) (JPLS)	USD	(177,256)	23,112	0.23
Equity Residential Reit (JPLS)	USD	(181,266)	22,167	0.22
GFL Environmental (JPLS)	CAD	(180,375)	21,550	0.22
Dunelm Group (JPLS)	GBP	(117,244)	20,865	0.21
ABB (CH) (HSBC)	CHF	(178,378)	19,600	0.20
Leonardo (JPLS)	EUR	(109,166)	18,076	0.18
Ecolab (JPLS)	USD	(187,772)	17,898	0.18
Tokyo Century (JPLS)	JPY	(18,976,280)	17,737	0.18
Chugai Pharmaceutical (JPLS)	JPY	(18,173,063)	16,979	0.17
AGL Energy (JPLS)	AUD	(248,725)	16,901	0.17
Dexus Property Group (JPLS)	AUD	(276,393)	16,223	0.16
Henkel Pfd (JPLS)	EUR	(160,943)	16,209	0.16
JSR (JPLS)	JPY	(19,852,895)	15,951	0.16
Siemens Gamesa Renewable (JPLS)	EUR	(193,569)	15,479	0.16
Hugo Boss (JPLS)	EUR	(117,715)	14,959	0.15
Bayer (JPLS)	EUR	(126,206)	13,662	0.14
Serco Group (JPLS)	GBP	122,355	13,474	0.14
Kyocera (JPLS)	JPY	(19,591,321)	12,253	0.12
Lancashire Holdings (JPLS)	GBP	(102,782)	12,238	0.12
Austal (JPLS)	AUD	(71,182)	11,644	0.12
Rockwell Automation (JPLS)	USD	(220,504)	11,356	0.11
Billerud (JPLS)	SEK	(1,318,973)	10,956	0.11
Allied Properties Reit (JPLS)	CAD	(181,494)	10,887	0.11
Smurfit Kappa Group (IE) (JPLS)	EUR	(171,134)	10,857	0.11
NS Solutions (JPLS)	JPY	(20,219,258)	10,508	0.11
Western Areas (JPLS)	AUD	(74,690)	9,244	0.09
Marketaxess Holdings (GS)	USD	(238,524)	8,235	0.08
Platinum Asset Mgt (JPLS)	AUD	(205,405)	8,035	0.08
Axis Capital Holdings (JPLS)	USD	(149,578)	7,792	0.08
Lightspeed Pos (JPLS)	CAD	(84,943)	7,547	0.08
Raymond James Financial (JPLS)	USD	(164,258)	7,484	0.08
Webjet (UBS)	AUD	(80,072)	7,429	0.07
Assicurazioni Generali (JPLS)	EUR	(167,908)	6,883	0.07
Fastly (GS)	USD	(51,656)	6,634	0.07
LPL Financial Holdings (JPLS)	USD	(157,476)	6,630	0.07
Renishaw (JPLS)	GBP	(127,510)	6,495	0.07
Wartsila (JPLS)	EUR	(138,316)	6,331	0.06
Fevertree Drinks (JPLS)	GBP	(102,906)	6,285	0.06
Cott (JPLS)	CAD	(71,910)	6,209	0.06
Algonquin Power & Utillties (HSBC)	USD	(162,531)	6,000	0.06
Baker Hughes (JPLS)	USD	80,800	5,696	0.06

전체 주식 목록은 6페이지에 나와 있습니다.
별첨 재무제표에 대한 주석은 본 재무제표의 중요한 일부입니다. 투자종목 명세서 및 지역별 배분의 순자산 비율은 반올림되었습니다.

현재 투자종목 명세서서 2020년 10월 31일

	CCY	기본 노출	미실현 이익 / (손실) USD	% 순자산
Innergex Renewable Energy (JPLS)	CAD	(82,761)	5,634	0.06
Cargojet (JPLS)	CAD	(91,950)	5,392	0.05
Remy Cointreau (GS)	EUR	(162,835)	4,972	0.05
Outokumpu(HSBC)	EUR	(52,165)	4,764	0.05
Inchcape (JPLS)	GBP	138,298	4,698	0.05
Public Storage (JPLS)	USD	(215,093)	4,249	0.04
Nextera Energy Partners (JPLS)	USD	(170,250)	4,117	0.04
Toray Industries (JPLS)	JPY	(20,272,696)	4,014	0.04
Gaztransport Et Techniga (JPLS)	EUR	(133,245)	3,964	0.04
NGK Insulators (GS)	JPY	(21,806,877)	3,962	0.04
AI Holdings (JPLS)	JPY	(6,066,659)	3,838	0.04
Aegon(JPLS)	EUR	(172,352)	3,730	0.04
Kion Group (GS)	EUR	(158,678)	3,596	0.04
Nielsen Holdings (GS)	USD	(150,408)	3,144	0.03
Swiss Re (JPLS)	CHF	(130,165)	2,853	0.03
Digital Garage (JPLS)	JPY	14,511,209	1,896	0.02
Hasbro (GS)	USD	(161,566)	1,808	0.02
Cyrusone (GS)	USD	(150,471)	1,740	0.02
Live Nation Entertainment (GS)	USD	(142,290)	1,514	0.02
Sainsbury (JPLS)	GBP	116,751	1,425	0.01
Signature Aviation (GS)	GBP	(116,711)	1,343	0.01
Voestalpine (JPLS)	EUR	(137,996)	1,281	0.01
Svenska Cellulosa(JPLS)	SEK	(1,812,941)	507	0.01
IWG (GS)	GBP	(45,049)	368	0.00
Brighthouse Financial (JPLS)	USD	(74,151)	(46)	(0.00)
Assurant (UBS)	USD	156,620	(239)	(0.00)
Evraz (JPLS)	GBP	(51,301)	(333)	(0.00)
Shin Kong Financial Holdings (JPLS)	USD	(152,723)	(406)	(0.00)
Intercontinental Exchange (GS)	USD	(193,910)	(1,212)	(0.01)
EFG International (JPLS)	CHF	(131,202)	(1,299)	(0.01)
Mega Financial Holding (JPLS)	USD	(209,381)	(1,462)	(0.01)
Elekta (GS)	SEK	(1,195,904)	(1,612)	(0.02)
Fifth Third Bancorp (GS)	USD	(194,089)	(2,855)	(0.03)
Ariake Japan (JPLS)	JPY	10,060,174	(3,346)	(0.03)
Howden Joinery Group (JPLS)	GBP	132,091	(4,084)	(0.04)
Five Below (JPLS)	USD	157,105	(4,391)	(0.04)
Regis Healthcare (UBS)	AUD	(83,536)	(4,587)	(0.05)
Dechra Pharmaceuticals (JPLS)	GBP	(130,217)	(5,700)	(0.06)
Technology One (JPLS)	AUD	(188,041)	(7,259)	(0.07)
Spectris (JPLS)	GBP	122,191	(8,119)	(0.08)
Pearson (JPLS)	GBP	111,889	(8,526)	(0.09)
Expedia (JPLS)	USD	(204,291)	(8,672)	(0.09)
Envestnet (JPLS)	USD	153,304	(12,063)	(0.12)
Recruit Holdings (JPLS)	JPY	19,918,673	(13,641)	(0.14)
Burberry Group (JPLS)	GBP	136,739	(17,178)	(0.17)
Sydney Airport (JPLS)	AUD	269,381	(17,731)	(0.18)
Stora Enso (JPLS)	EUR	159,293	(22,967)	(0.23)
			518,316	5.20

선물환 계약

	기본 노출 USD	미실현 이익 / (손실) USD	% 순자산
구입 USD 판매 EUR 에 1.17825 13/11/2020	2,450,990	27,222	0.27
구입 USD 판매 AUD 에 0.71299 13/11/2020	863,118	12,225	0.12
구입 USD 판매 CAD 에 0.75253 13/11/2020	1,060,864	2,164	0.02
구입 TWD 판매 USD 에 28.55000 25/11/2020	365,440	1,885	0.02
구입 USD 판매 EUR 에 1.17460 13/11/2020	112,103	895	0.01
구입 USD 판매 CAD 에 0.75885 13/11/2020	64,436	673	0.01
구입 USD 판매 TWD 에 0.03513 13/11/2020	370,974	655	0.01
구입 USD 판매 AUD 에 0.71036 13/11/2020	61,234	638	0.01
구입 USD 판매 CHF 에 1.09229 13/11/2020	527,084	274	0.00
구입 USD 판매 GBP 에 1.29994 13/11/2020	43,012	147	0.00
구입 GBP 판매 USD 에 0.77656 13/11/2020	16,998	103	0.00
구입 USD 판매 GBP 에 1.30242 13/11/2020	11,919	63	0.00
구입 USD 판매 GBP 에 1.30926 13/11/2020	5,053	54	0.00
구입 GBP 판매 USD 에 0.77472 13/11/2020	4,905	18	0.00
구입 USD 판매 GBP 에 1.29682 13/11/2020	13,862	14	0.00
구입 GBP 판매 USD 에 0.77407 13/11/2020	4,651	13	0.00
구입 GBP 판매 USD 에 0.77506 13/11/2020	2,193	9	0.00
구입 USD 판매 GBP 에 1.29679 13/11/2020	5,312	5	0.00
구입 GBP 판매 USD 에 0.77126 13/11/2020	778	(1)	(0.00)
구입 USD 판매 GBP 에 1.29507 13/11/2020	13,862	(5)	(0.00)
구입 GBP 판매 USD 에 0.77078 13/11/2020	9,990	(14)	(0.00)
구입 GBP 판매 USD 에 0.76528 13/11/2020	3,528	(30)	(0.00)
구입 GBP 판매 USD 에 0.76624 13/11/2020	6,525	(48)	(0.00)
구입 GBP 판매 USD 에 0.76665 13/11/2020	8,609	(58)	(0.00)
구입 GBP 판매 USD 에 0.76517 13/11/2020	8,887	(77)	(0.00)
구입 GBP 판매 USD 에 0.76557 13/11/2020	17,634	(144)	(0.00)
구입 USD 판매 SEK 에 0.11232 13/11/2020	498,663	(859)	(0.01)
구입 EUR 판매 USD 에 0.84644 13/11/2020	160,200	(2,185)	(0.02)
구입 USD 판매 JPY 에 0.00944 13/11/2020	1,235,906	(16,659)	(0.17)
		26,977	0.27

A-PF-ACC 주식 (EUR) (EUR/USD 헤지)

구입 EUR 판매 USD 에 0.84674 18/11/2020	2,223,582	(29,301)	(0.29)
		(29,301)	(0.29)

A-PF-ACC 주식 (SGD) (SGD/USD 헤지)

구입 SGD 판매 USD 에 1.35557 18/11/2020	98,704	(725)	(0.01)
		(725)	(0.01)

W-PF-ACC 주식 (GBP) (GBP/USD 헤지)

구입 GBP 판매 USD 에 0.77242 18/11/2020	99,816	73	0.00
		73	0.00

Y-PF-ACC 주식 (EUR) (EUR/USD 헤지)

구입 EUR 판매 USD 에 0.84674 18/11/2020	2,224,290	(29,310)	(0.29)
		(29,310)	(0.29)

기타 자산 및 부채	345,907	3.47
순자산	9,966,576	100.00

지역별 배분

국가	국가 코드	% 순자산
미국	US	22.45
일본	JP	12.09
캐나다	CA	10.86
호주	AU	8.76
독일	DE	7.77
네덜란드	NL	4.78
스웨덴	SE	4.71
대만	TW	3.59
스위스	CH	3.36
오스트리아	AT	2.90
아일랜드	IE	2.88
스페인	ES	2.68
이탈리아	IT	2.45
벨기에	BE	1.21
프랑스	FR	1.16
현금 및 기타 순자산		8.39

Absolute Return Global Fixed Income Fund [1,4]

현재 투자종목 명세서서 2020년 10월 31일

	국가 코드	CCY	주식 또는 명목	시가(USD)	% 순자산
공인된 주식 또는 공식 증권거래소에서 거래됨					
에너지					
Eni 3.375% VRN (Perpetual)	IT	EUR	89,576	103,475	1.06
Transcontinental Gas 7.85% 01/02/2026	US	USD	49,217	63,170	0.64
BP Capital Markets 3.625% VRN (Perpetual)	GB	EUR	49,217	58,982	0.60
Repsol Intl. Finance 3.75% VRN (Perpetual)	NL	EUR	49,217	57,577	0.59
MPLX 4.00% 15/03/2028	US	USD	49,217	53,409	0.55
				336,613	3.44
유틸리티					
Iberdrola International 2.250% VRN (Perpetual)	NL	EUR	98,435	114,714	1.17
ESB Finance 1.125% 11/06/2030 EMTN	IE	EUR	59,061	74,967	0.77
Enel Finance International 1.00% 20/10/2027 EMTN	NL	GBP	55,124	71,341	0.73
Engie 2.125% 30/03/2032 EMTN	FR	EUR	49,217	68,689	0.70
Enel 2.50% VRN 24/11/2078	IT	EUR	49,217	58,560	0.60
				388,271	3.96
소재					
SPCM 2.625% 01/02/2029 Reg S	FR	EUR	49,710	57,953	0.59
Trivium Packaging Fin 3.75% 15/08/2026 Reg S	NL	EUR	49,217	56,858	0.58
Ardagh Packaging Finance 2.125% 15/08/2026 Reg S	SU	EUR	49,217	56,208	0.57
				171,019	1.75
산업재					
Getlink 3.50% 30/10/2025	FR	EUR	92,037	107,751	1.10
Heathrow Funding 1.50% 12/10/2025	GB	EUR	60,045	69,967	0.71
Royal Schiphol Group 2.00% 06/04/2029 EMTN	NL	EUR	49,217	64,964	0.66
Rolls-Royce 5.75% 15/10/2027 Reg S	GB	GBP	49,217	63,952	0.65
Holding d'Infrastructures 1.625% 18/09/2029 EMTN	FR	EUR	49,217	58,561	0.60
Southwest Airls 5.25% 04/05/2025	US	USD	34,452	38,237	0.39
Boeing 4.875% 01/05/2025	US	USD	29,530	32,142	0.33
				435,574	4.45
정보 기술					
Orano 3.375% 23/04/2026 EMTN	FR	EUR	49,217	59,055	0.60
Mastercard 3.30% 26/03/2027	US	USD	49,217	55,897	0.57
				114,952	1.17
소비재					
Michelin 0.625% 02/11/2040	FR	EUR	98,435	113,383	1.16
Informa 2.125% 06/10/2025 EMTN	GB	EUR	88,591	103,724	1.06
Volvo Car 2.50% 07/10/2027 EMTN	SE	EUR	68,904	81,058	0.83
Fiat Chrysler Automobiles 4.50% 07/07/2028	NL	EUR	49,217	66,724	0.68
GM Financial 5.10% 17/01/2024	US	USD	59,061	64,831	0.66
Verisure Holdings 3.875% 15/07/2026 Reg S	SE	EUR	55,616	64,804	0.66
Nissan Motor 2.652% 17/03/2026 Reg S	JP	EUR	49,217	58,102	0.59
Volkswagen Int'l Finance 3.875% VRN (Perpetual)	NL	EUR	49,217	57,930	0.59
Schaeffle 3.375% 12/10/2028 EMTN	DE	EUR	49,217	57,318	0.59
Home Depot 3.50% 15/09/2056	US	USD	49,217	56,923	0.58
General Motors 6.80% 01/10/2027	US	USD	29,530	36,308	0.37
				761,105	7.77
소비재					
Sysco 5.95% 01/04/2030	US	USD	54,139	69,289	0.71
Altria Group 5.80% 14/02/2039	US	USD	54,139	68,792	0.70
Sysco 6.60% 01/04/2040	US	USD	24,609	33,804	0.35
				171,885	1.75
건강					
AbbVie 4.30% 14/05/2036	US	USD	63,983	75,783	0.77
HCA 4.50% 15/02/2027	US	USD	59,061	66,863	0.68
Smith & Nephew 2.032% 14/10/2030	GB	USD	65,459	65,074	0.66
Grifols 2.25% 15/11/2027 Reg S	ES	EUR	49,217	56,677	0.58
Eli Lilly 4.15% 15/03/2059	US	USD	34,452	44,602	0.46
Johnson & Johnson 3.625% 03/03/2037	US	USD	29,530	35,433	0.36
Novartis Capital 2.75% 14/08/2050	US	USD	24,609	26,046	0.27
				370,478	3.78
금융					
IBRD 0.125% 03/01/2051 GMTN	SU	EUR	246,087	282,147	2.88
Morgan Stanley 0.495% VRN 26/10/2029	US	EUR	196,870	228,322	2.33
UnipolSai 6.375% VRN (Perpetual)	IT	EUR	121,567	138,919	1.42
LeasePlan 7.375% VRN (Perpetual)	NL	EUR	98,435	116,717	1.19
AerCap Ireland Trust 6.50% 15/07/2025	IE	USD	73,826	81,409	0.83
Santander Holdings 4.40% 13/07/2027	US	USD	59,061	66,002	0.67
Upjohn Finance 1.908% 23/06/2032 Reg S	NL	EUR	49,217	61,193	0.62
Sampo 2.50% VRN 03/09/2052 EMTN	FI	EUR	49,217	58,522	0.60
Banca IFIS 1.75% 25/06/2024 EMTN	IT	EUR	49,217	54,383	0.56
Intermediate Capital Group 1.625% 17/02/2027	GB	EUR	49,217	54,108	0.55
Vivion Investments 3.00% 08/08/2024	LU	EUR	49,217	51,045	0.52
Banco de Sabadell 2.00% VRN 17/01/2030	ES	EUR	49,217	49,407	0.50
Citizens Financial 3.25% 30/04/2030	US	USD	34,452	37,647	0.38
Intercont Exchange 3.00% 15/06/2050	US	USD	34,452	36,155	0.37
Manulife Financial 5.375% 04/03/2046	CA	USD	24,609	34,592	0.35
				1,350,568	13.78
부동산					
CPI Property 4.875% VRN (Perpetual)	LU	EUR	59,061	65,394	0.67
Covivio 1.625% 23/06/2030	FR	EUR	49,217	59,341	0.61
Globalworth 2.95% 29/07/2026 EMTN	GB	EUR	49,217	57,097	0.58
Akelius Residential Property 2.249% VRN 17/05/2081	SE	EUR	49,217	54,338	0.55
American Tower 3.80% 15/08/2029	US	USD	24,609	28,055	0.29
				264,225	2.70
정부					
France 0.00% 25/11/2030 Reg S	FR	EUR	265,774	320,533	3.27
Turkey 6.375% 14/10/2025	TR	USD	307,609	301,118	3.07
Germany 2.50% 04/07/2044	DE	EUR	29,530	58,420	0.60
				680,071	6.94
커뮤니케이션 서비스					
Telecom Italia 1.125% 26/03/2022	IT	EUR	49,217	56,781	0.58
RCS & RDS 3.25% 05/02/2028 Reg S	RO	EUR	49,217	54,728	0.56
Verizon Comm. 4.00% 22/03/2050	US	USD	24,609	29,954	0.31
				141,463	1.44
증권 자격 취득 또는 기타 통제 된 시장 에서 죽음을 맞게					
에너지					
Diamondback Energy 5.375% 31/05/2025	US	USD	68,904	71,287	0.73
Cheniere Corpus Christi Holdings 7.00% 30/06/2024	US	USD	59,061	67,619	0.69
Energy Transfer 5.50% 01/06/2027	US	USD	49,217	54,657	0.56
				193,563	1.98
유틸리티					
Drax Finco 2.625% 01/11/2025	GB	EUR	49,217	57,685	0.59
PG&E 3.75% 01/07/2028	US	USD	34,452	35,593	0.36
				93,278	0.95
소재					
CeramTec Bond 5.25% 15/12/2025 Reg S	DE	EUR	49,217	55,593	0.57
				55,593	0.57
산업재					
Miller Homes Group 5.50% 15/10/2024 Reg S	GB	GBP	72,350	93,493	0.95
Autostrade per l'Italia 1.625% 12/06/2023 MTN	IT	EUR	78,748	91,057	0.93
Techem 2.00% 15/07/2025 Reg S	DE	EUR	49,217	54,549	0.56
Q-Park Holding 2.00% 01/03/2027 Reg S	NL	EUR	49,217	49,235	0.50
				288,334	2.94
정보 기술					
Apple 4.65% 23/02/2046	US	USD	59,061	80,587	0.82
Adevinta 3.00% 15/11/2027 Reg S	NO	EUR	49,217	57,933	0.59
Qualcomm 1.30% 20/05/2028 144A	US	USD	54,139	53,543	0.55
Broadcom 5.00% 15/04/2030	US	USD	34,452	40,621	0.41
QUALCOMM 4.30% 20/05/2047	US	USD	24,609	31,396	0.32
Alphabet 1.10% 15/08/2030	US	USD	24,609	24,064	0.25
				288,144	2.94
소비재					
Novem Group 5.25% FRN 15/05/2024 Reg S	DE	EUR	49,217	55,378	0.57
Amazon.com 3.875% 22/08/2037	US	USD	29,530	36,268	0.37
Charter Communications 6.484% 23/10/2045	US	USD	24,609	33,334	0.34
Marriott International 5.75% 01/05/2025	US	USD	29,530	32,968	0.34
				157,948	1.61
소비재					
Sigma Holdco 5.75% 15/05/2026 Reg S	NL	EUR	49,217	55,038	0.56
				55,038	0.56
건강					
Bristol-Myers Squibb 5.00% 15/08/2045	US	USD	49,217	67,772	0.69
				67,772	0.69
금융					
GE Capital 4.05% 15/05/2027 144A	US	USD	98,435	107,089	1.09
Garfunkelux Holdco 3 6.75% 01/11/2025 Reg S	LU	EUR	73,826	84,677	0.86

전체 주식 목록은 6페이지에 나와 있습니다.
별첨 재무제표에 대한 주석은 본 재무제표의 중요한 일부입니다. 투자종목 명세서 및 지역별 배분의 순자산 비율은 반올림되었습니다.

현재 투자종목 명세서서 2020년 10월 31일

	국가 코드	CCY	주식 또는 명목	시가(USD)	% 순자산
Morgan Stanley 5.597% VRN 24/03/2051 GMTN	US	USD	24,609	37,309	0.38
				229,075	**2.34**
부동산					
Akelius 1.125% 11/01/2029 EMTN	NL	EUR	76,287	88,994	0.91
				88,994	**0.91**
정부					
US Treasury 0.00% 12/11/2020	US	USD	799,783	799,769	8.16
US Treasury 0.00% 24/12/2020 YTM	US	USD	664,435	664,354	6.78
US Treasury 0.00% 07/01/2021 YTM	US	USD	566,001	565,915	5.78
US Treasury 0.00% 03/12/2020	US	USD	295,305	295,284	3.01
Italy 1.70% 01/09/2051	IT	EUR	141,254	168,094	1.72
US Treasury 0.00% 05/11/2020	US	USD	91,052	91,052	0.93
US Treasury 0.00% 17/12/2020 YTM	US	USD	49,217	49,212	0.50
US Treasury 0.00% 10/12/2020	US	USD	24,609	24,607	0.25
				2,658,287	**27.13**
커뮤니케이션 서비스					
Infrastrutture Wireless 1.625% 21/10/2028 GMTN	IT	EUR	76,779	89,921	0.92
Disney 6.65% 15/11/2037	US	USD	49,217	74,158	0.76
Verizon Communication 1.875% 03/11/2038	US	GBP	56,600	72,094	0.74
T-Mobile USA 3.875% 15/04/2030 144A	US	USD	59,061	66,383	0.68
Telecom Italia 2.875% 28/01/2026 EMTN	IT	EUR	49,217	59,525	0.61
Telus 4.60% 16/11/2048	CA	USD	34,452	42,744	0.44
Verizon Comm. 2.987% 30/10/2056 Reg S	US	USD	29,038	29,230	0.30
				434,055	**4.43**
목록에 없음					
소비재					
Virgin Media Secured Fin. 4.125% 15/08/2030	GB	GBP	98,435	125,080	1.28
				125,080	**1.28**
단주				(2)	(0.00)
총 투자 (비용 USD 9,927,582)				**9,921,383**	**101.26**

신용 디폴트 스왑 (Credit Default Swap)

	CCY	기본 노출	미실현 이익 / (손실) USD	% 순자산
매수 보호 터키 11.875% 20/12/2025	USD	307,609	60,644	0.62
매도 보호 iTraxx Xover S34 20/12/2025	EUR	221,478	15,507	0.16
매도 보호 CDX NA IG S35 5 년 20/12/202	USD	639,827	11,001	0.11
매도 보호 CDX NA HY S35 5 년 20/12/202	USD	147,652	5,247	0.05
매도 보호 Atlantia 1.625% 20/12/2020	EUR	98,435	(171)	(0.00)
			92,228	**0.94**

선물환 계약

	기본 노출 USD	미실현 이익 / (손실) USD	% 순자산
구입 USD 판매 EUR 에 1.18815 09/11/2020	1,362,597	26,831	0.27
구입 USD 판매 NOK 에 0.11408 09/11/2020	202,007	17,755	0.18
구입 USD 판매 EUR 에 1.17885 09/11/2020	1,167,039	13,670	0.14
구입 ZAR 판매 USD 에 17.06173 09/11/2020	236,139	11,795	0.12
구입 USD 판매 NOK 에 0.10910 09/11/2020	277,359	11,204	0.11
구입 IDR 판매 USD 에 14924.99995 09/11/2020	592,161	10,564	0.11
구입 USD 판매 AUD 에 0.73471 09/11/2020	232,518	10,482	0.11
구입 TWD 판매 USD 에 28.89700 09/11/2020	842,319	10,277	0.10
구입 USD 판매 TRY 에 0.12634 09/11/2020	139,389	8,606	0.09
구입 NZD 판매 USD 에 1.52900 09/11/2020	587,776	7,354	0.08
구입 USD 판매 GBP 에 1.33538 09/11/2020	236,554	7,283	0.07
구입 USD 판매 AUD 에 0.72572 09/11/2020	186,845	6,032	0.06
구입 USD 판매 AUD 에 0.73301 09/11/2020	140,480	5,992	0.06
구입 USD 판매 EUR 에 1.18562 09/11/2020	337,208	5,909	0.06
구입 MXN 판매 USD 에 21.99714 09/11/2020	166,130	5,687	0.06
구입 KRW 판매 USD 에 1188.60002 09/11/2020	116,478	5,500	0.06
구입 MXN 판매 USD 에 22.33600 09/11/2020	106,341	5,335	0.05
구입 USD 판매 EUR 에 1.17195 09/11/2020	888,326	5,141	0.05
구입 USD 판매 EUR 에 1.18502 09/11/2020	297,638	5,063	0.05
구입 ILS 판매 USD 에 3.45230 09/11/2020	371,522	4,689	0.05
구입 USD 판매 COP 에 0.00027 09/11/2020	77,141	3,868	0.04
구입 USD 판매 SEK 에 0.11438 09/11/2020	215,507	3,591	0.04
구입 USD 판매 HUF 에 0.00324 09/11/2020	187,549	3,566	0.04
구입 USD 판매 PLN 에 0.26773 09/11/2020	58,429	3,502	0.04
구입 USD 판매 NZD 에 0.66639 09/11/2020	518,864	3,279	0.03
구입 JPY 판매 USD 에 106.05520 09/11/2020	216,574	3,102	0.03
구입 KRW 판매 USD 에 1166.84998 09/11/2020	106,371	2,985	0.03
구입 KRW 판매 USD 에 1162.29002 09/11/2020	117,790	2,832	0.03
구입 USD 판매 NOK 에 0.10729 09/11/2020	118,654	2,741	0.03
구입 USD 판매 PEN 에 0.28083 09/11/2020	180,854	2,697	0.03
구입 MYR 판매 USD 에 4.18400 09/11/2020	409,714	2,594	0.03
구입 USD 판매 HUF 에 0.00327 09/11/2020	82,456	2,478	0.03
구입 USD 판매 SEK 에 0.11390 09/11/2020	187,766	2,330	0.02
구입 USD 판매 EUR 에 1.17989 09/11/2020	180,647	2,278	0.02
구입 USD 판매 EUR 에 1.17495 09/11/2020	264,376	2,212	0.02
구입 USD 판매 PLN 에 0.25723 09/11/2020	113,750	2,090	0.02
구입 JPY 판매 USD 에 105.36174 09/11/2020	261,031	2,007	0.02
구입 USD 판매 CAD 에 0.76056 09/11/2020	143,782	1,832	0.02
구입 USD 판매 BRL 에 0.17687 09/11/2020	115,303	1,695	0.02
구입 JPY 판매 USD 에 105.44720 09/11/2020	189,482	1,612	0.02
구입 GBP 판매 USD 에 0.78470 09/11/2020	95,336	1,581	0.02
구입 USD 판매 EUR 에 1.16830 09/11/2020	588,968	1,564	0.02
구입 USD 판매 GBP 에 1.30396 09/11/2020	235,916	1,541	0.02
구입 USD 판매 EUR 에 1.18228 09/11/2020	101,507	1,487	0.02
구입 USD 판매 AUD 에 0.70493 09/11/2020	515,900	1,402	0.01
구입 CLP 판매 USD 에 784.83001 09/11/2020	87,972	1,302	0.01
구입 THB 판매 USD 에 31.65000 09/11/2020	83,444	1,288	0.01
구입 USD 판매 EUR 에 1.18638 09/11/2020	64,804	1,178	0.01
구입 USD 판매 EUR 에 1.16746 09/11/2020	584,953	1,131	0.01
구입 USD 판매 SEK 에 0.11381 09/11/2020	95,572	1,112	0.01
구입 USD 판매 EUR 에 1.17694 09/11/2020	108,962	1,097	0.01
구입 USD 판매 CAD 에 0.75930 09/11/2020	93,513	1,034	0.01
구입 PHP 판매 USD 에 48.60600 09/11/2020	273,326	994	0.01
구입 USD 판매 EUR 에 1.17307 09/11/2020	133,048	898	0.01
구입 PHP 판매 USD 에 48.76600 09/11/2020	119,718	831	0.01
구입 USD 판매 HUF 에 0.00320 09/11/2020	89,181	724	0.01
구입 USD 판매 CAD 에 0.76265 09/11/2020	46,572	723	0.01
구입 USD 판매 AUD 에 0.70454 09/11/2020	306,564	664	0.01
구입 USD 판매 EUR 에 1.17525 09/11/2020	71,685	618	0.01
구입 USD 판매 EUR 에 1.18156 09/11/2020	43,011	604	0.01
구입 USD 판매 CAD 에 0.76042 09/11/2020	47,681	599	0.01
구입 USD 판매 SEK 에 0.11384 09/11/2020	46,845	557	0.01
구입 USD 판매 INR 에 0.01350 09/11/2020	202,951	518	0.01
구입 USD 판매 INR 에 0.01353 09/11/2020	110,411	473	0.00
구입 USD 판매 EUR 에 1.17157 09/11/2020	86,596	473	0.00
구입 USD 판매 NOK 에 0.10832 09/11/2020	11,767	388	0.00
구입 USD 판매 NOK 에 0.10854 09/11/2020	10,580	371	0.00
구입 ZAR 판매 USD 에 16.72602 09/11/2020	11,653	341	0.00
구입 USD 판매 EUR 에 1.18593 09/11/2020	18,925	337	0.00
구입 USD 판매 PEN 에 0.27924 09/11/2020	36,225	333	0.00
구입 COP 판매 USD 에 3873.10006 09/11/2020	139,114	326	0.00
구입 USD 판매 AUD 에 0.73111 09/11/2020	6,228	249	0.00
구입 USD 판매 AUD 에 0.72750 09/11/2020	6,920	241	0.00
구입 JPY 판매 USD 에 105.57200 09/11/2020	24,377	236	0.00
구입 GBP 판매 USD 에 0.77486 09/11/2020	60,342	231	0.00
구입 USD 판매 AUD 에 0.72481 09/11/2020	6,920	215	0.00
구입 USD 판매 RUB 에 0.01261 09/11/2020	105,955	203	0.00
구입 USD 판매 GBP 에 1.30366 09/11/2020	31,243	197	0.00
구입 USD 판매 EUR 에 1.18390 09/11/2020	12,043	193	0.00
구입 NZD 판매 USD 에 1.53280 09/11/2020	12,202	183	0.00
구입 PHP 판매 USD 에 48.48000 09/11/2020	161,429	167	0.00
구입 USD 판매 AUD 에 0.72067 09/11/2020	6,228	156	0.00
구입 USD 판매 EUR 에 1.19079 09/11/2020	5,735	126	0.00
구입 USD 판매 CAD 에 0.75677 09/11/2020	15,524	119	0.00
구입 USD 판매 CAD 에 0.75922 09/11/2020	10,349	113	0.00
구입 GBP 판매 USD 에 0.78313 09/11/2020	7,542	110	0.00
구입 GBP 판매 USD 에 0.77330 09/11/2020	57,917	105	0.00
구입 USD 판매 SEK 에 0.11446 09/11/2020	5,925	103	0.00
구입 USD 판매 NZD 에 0.67130 09/11/2020	7,170	98	0.00
구입 USD 판매 CAD 에 0.76405 09/11/2020	5,544	96	0.00
구입 USD 판매 EUR 에 1.17480 09/11/2020	11,470	94	0.00
구입 GBP 판매 USD 에 0.77312 09/11/2020	59,841	94	0.00
구입 GBP 판매 USD 에 0.78145 09/11/2020	7,558	93	0.00
구입 USD 판매 CZK 에 0.04348 09/11/2020	5,154	88	0.00
구입 USD 판매 NZD 에 0.67274 09/11/2020	5,215	83	0.00
구입 USD 판매 CAD 에 0.75136 09/11/2020	145,630	72	0.00
구입 USD 판매 NZD 에 0.66610 09/11/2020	11,081	65	0.00
구입 NZD 판매 USD 에 1.51784 09/11/2020	11,349	58	0.00
구입 USD 판매 NZD 에 0.66468 09/11/2020	13,037	49	0.00
구입 USD 판매 NZD 에 0.66492 09/11/2020	10,104	41	0.00
구입 USD 판매 EUR 에 1.16561 09/11/2020	114,123	40	0.00
구입 ZAR 판매 USD 에 16.29982 09/11/2020	12,410	38	0.00
구입 NZD 판매 USD 에 1.51486 09/11/2020	10,722	34	0.00
구입 USD 판매 NZD 에 0.66334 09/11/2020	15,644	27	0.00
구입 USD 판매 AUD 에 0.70419 09/11/2020	7,612	13	0.00
구입 USD 판매 MYR 에 0.24099 09/11/2020	5,682	11	0.00
구입 TWD 판매 USD 에 28.57520 09/11/2020	5,598	5	0.00
구입 USD 판매 HKD 에 0.12898 09/11/2020	16,438	4	0.00

현재 투자종목 명세서서 2020년 10월 31일

	기본 노출 USD	미실현 이익 / (손실) USD	% 순자산
구입 SGD 판매 USD 에 1.36600 09/11/2020	6,125	2	0.00
구입 CAD 판매 USD 에 1.33118 09/11/2020	10,352	(3)	(0.00)
구입 USD 판매 INR 에 0.01347 09/11/2020	131,053	(5)	(0.00)
구입 GBP 판매 USD 에 0.77084 09/11/2020	7,023	(10)	(0.00)
구입 NOK 판매 USD 에 9.53118 09/11/2020	21,482	(11)	(0.00)
구입 USD 판매 GBP 에 1.29521 09/11/2020	60,573	(13)	(0.00)
구입 NOK 판매 USD 에 9.52489 09/11/2020	12,195	(14)	(0.00)
구입 MYR 판매 USD 에 4.15200 09/11/2020	10,313	(14)	(0.00)
구입 NOK 판매 USD 에 9.52899 09/11/2020	24,999	(19)	(0.00)
구입 SGD 판매 USD 에 1.36408 09/11/2020	22,370	(25)	(0.00)
구입 USD 판매 MXN 에 0.04671 09/11/2020	5,091	(33)	(0.00)
구입 INR 판매 USD 에 73.69397 09/11/2020	5,069	(38)	(0.00)
구입 USD 판매 CAD 에 0.74790 09/11/2020	9,980	(41)	(0.00)
구입 NZD 판매 USD 에 1.50289 09/11/2020	10,480	(50)	(0.00)
구입 NZD 판매 USD 에 1.50173 09/11/2020	9,177	(51)	(0.00)
구입 CAD 판매 USD 에 1.32650 09/11/2020	14,099	(54)	(0.00)
구입 ILS 판매 USD 에 3.36017 09/11/2020	3,955	(57)	(0.00)
구입 JPY 판매 USD 에 104.53170 09/11/2020	266,565	(66)	(0.00)
구입 COP 판매 USD 에 3845.35005 09/11/2020	14,719	(71)	(0.00)
구입 EUR 판매 USD 에 0.84641 09/11/2020	5,233	(72)	(0.00)
구입 NZD 판매 USD 에 1.48851 09/11/2020	5,290	(76)	(0.00)
구입 INR 판매 USD 에 74.15500 09/11/2020	102,504	(127)	(0.00)
구입 EUR 판매 USD 에 0.85273 09/11/2020	20,201	(129)	(0.00)
구입 USD 판매 ZAR 에 0.06053 09/11/2020	8,723	(144)	(0.00)
구입 BRL 판매 USD 에 5.60200 09/11/2020	6,150	(145)	(0.00)
구입 MYR 판매 USD 에 4.15300 09/11/2020	142,687	(160)	(0.00)
구입 AUD 판매 USD 에 1.40163 09/11/2020	11,237	(164)	(0.00)
구입 USD 판매 GBP 에 1.29102 09/11/2020	49,096	(170)	(0.00)
구입 HUF 판매 USD 에 304.78589 09/11/2020	5,715	(182)	(0.00)
구입 CLP 판매 USD 에 771.62000 09/11/2020	80,596	(184)	(0.00)
구입 USD 판매 ZAR 에 0.06041 09/11/2020	10,449	(191)	(0.00)
구입 AUD 판매 USD 에 1.37121 09/11/2020	5,384	(194)	(0.00)
구입 GBP 판매 USD 에 0.77085 09/11/2020	142,382	(195)	(0.00)
구입 USD 판매 THB 에 0.03194 09/11/2020	43,898	(198)	(0.00)
구입 USD 판매 ZAR 에 0.05947 09/11/2020	5,997	(201)	(0.00)
구입 CAD 판매 USD 에 1.31327 09/11/2020	14,616	(201)	(0.00)
구입 EUR 판매 USD 에 0.84677 09/11/2020	15,112	(202)	(0.00)
구입 EUR 판매 USD 에 0.85393 09/11/2020	42,651	(213)	(0.00)
구입 EUR 판매 USD 에 0.84139 09/11/2020	12,284	(241)	(0.00)
구입 EUR 판매 USD 에 0.84554 09/11/2020	16,881	(249)	(0.00)
구입 EUR 판매 USD 에 0.85427 09/11/2020	57,037	(263)	(0.00)
구입 USD 판매 COP 에 0.00026 09/11/2020	69,827	(269)	(0.00)
구입 EUR 판매 USD 에 0.84747 09/11/2020	22,069	(276)	(0.00)
구입 COP 판매 USD 에 3726.99949 09/11/2020	7,805	(277)	(0.00)
구입 CZK 판매 USD 에 22.17484 09/11/2020	5,438	(284)	(0.00)
구입 CAD 판매 USD 에 1.31125 09/11/2020	19,518	(298)	(0.00)
구입 USD 판매 ILS 에 0.29240 09/11/2020	96,291	(300)	(0.00)
구입 HUF 판매 USD 에 302.72739 09/11/2020	8,986	(345)	(0.00)
구입 EUR 판매 USD 에 0.85159 09/11/2020	47,970	(371)	(0.00)
구입 EUR 판매 USD 에 0.85233 09/11/2020	63,519	(436)	(0.00)
구입 PEN 판매 USD 에 3.59380 09/11/2020	79,021	(442)	(0.00)
구입 EUR 판매 USD 에 0.84275 09/11/2020	25,697	(463)	(0.00)
구입 USD 판매 SEK 에 0.11214 09/11/2020	142,527	(467)	(0.00)
구입 USD 판매 GBP 에 1.29335 09/11/2020	293,301	(486)	(0.00)
구입 CAD 판매 USD 에 1.32638 09/11/2020	142,489	(556)	(0.01)
구입 EUR 판매 USD 에 0.85036 09/11/2020	68,875	(631)	(0.01)
구입 SEK 판매 USD 에 8.85520 09/11/2020	169,853	(637)	(0.01)
구입 EUR 판매 USD 에 0.84681 09/11/2020	48,241	(641)	(0.01)
구입 USD 판매 THB 에 0.03157 09/11/2020	40,834	(652)	(0.01)
구입 GBP 판매 USD 에 0.76605 09/11/2020	95,087	(721)	(0.01)
구입 PLN 판매 USD 에 3.90876 09/11/2020	59,055	(750)	(0.01)
구입 USD 판매 CAD 에 0.74798 09/11/2020	189,984	(762)	(0.01)
구입 GBP 판매 USD 에 0.76360 09/11/2020	74,123	(798)	(0.01)
구입 EUR 판매 USD 에 0.84621 09/11/2020	58,162	(814)	(0.01)
구입 AUD 판매 USD 에 1.39786 09/11/2020	47,532	(821)	(0.01)
구입 USD 판매 PHP 에 0.02061 09/11/2020	556,464	(1,147)	(0.01)
구입 USD 판매 MYR 에 0.24017 09/11/2020	833,495	(1,206)	(0.01)
구입 USD 판매 ILS 에 0.28945 09/11/2020	96,868	(1,278)	(0.01)
구입 RUB 판매 USD 에 77.45872 09/11/2020	54,645	(1,363)	(0.01)
구입 USD 판매 GBP 에 1.28034 09/11/2020	123,059	(1,440)	(0.01)
구입 HUF 판매 USD 에 312.12000 09/11/2020	175,049	(1,507)	(0.02)
구입 PLN 판매 USD 에 3.71648 09/11/2020	25,029	(1,534)	(0.02)
구입 USD 판매 MXN 에 0.04570 09/11/2020	60,489	(1,697)	(0.02)
구입 USD 판매 ZAR 에 0.05928 09/11/2020	51,398	(1,885)	(0.02)
구입 RUB 판매 USD 에 76.59250 09/11/2020	54,633	(1,959)	(0.02)
구입 BRL 판매 USD 에 5.53420 09/11/2020	57,273	(2,024)	(0.02)
구입 GBP 판매 USD 에 0.76517 09/11/2020	265,007	(2,311)	(0.02)
구입 USD 판매 CLP 에 0.00128 09/11/2020	181,007	(2,360)	(0.02)
구입 MYR 판매 USD 에 4.12500 09/11/2020	301,032	(2,366)	(0.02)
구입 PEN 판매 USD 에 3.54070 09/11/2020	141,368	(2,867)	(0.03)
구입 CAD 판매 USD 에 1.30679 09/11/2020	156,301	(2,909)	(0.03)
구입 INR 판매 USD 에 73.61000 09/11/2020	339,922	(2,916)	(0.03)
구입 NOK 판매 USD 에 9.43946 09/11/2020	287,709	(2,918)	(0.03)
구입 USD 판매 GBP 에 1.28636 09/11/2020	432,938	(3,054)	(0.03)
구입 USD 판매 ILS 에 0.28841 09/11/2020	186,951	(3,130)	(0.03)
구입 USD 판매 CAD 에 0.74804 09/11/2020	815,378	(3,209)	(0.03)
구입 BRL 판매 USD 에 5.38881 09/11/2020	57,540	(3,491)	(0.04)
구입 HUF 판매 USD 에 300.62409 09/11/2020	79,631	(3,593)	(0.04)
구입 USD 판매 NZD 에 0.65702 09/11/2020	472,584	(3,698)	(0.04)
구입 SEK 판매 USD 에 8.66836 09/11/2020	153,585	(3,804)	(0.04)
구입 USD 판매 JPY 에 0.00941 09/11/2020	246,022	(3,917)	(0.04)
구입 EUR 판매 USD 에 0.84768 09/11/2020	328,048	(4,030)	(0.04)
구입 USD 판매 ZAR 에 0.05896 09/11/2020	97,738	(4,102)	(0.04)
구입 HUF 판매 USD 에 301.37600 09/11/2020	99,695	(4,261)	(0.04)
구입 CAD 판매 USD 에 1.31638 09/11/2020	379,494	(4,331)	(0.04)
구입 EUR 판매 USD 에 0.83998 09/11/2020	219,727	(4,671)	(0.05)
구입 PLN 판매 USD 에 3.76045 09/11/2020	95,151	(4,773)	(0.05)
구입 NZD 판매 USD 에 1.49108 09/11/2020	380,911	(4,799)	(0.05)
구입 TRY 판매 USD 에 7.78450 09/11/2020	75,807	(5,585)	(0.06)
구입 USD 판매 ZAR 에 0.05862 09/11/2020	119,696	(5,668)	(0.06)
구입 USD 판매 KRW 에 0.00085 09/11/2020	164,948	(5,817)	(0.06)
구입 TRY 판매 USD 에 7.74410 09/11/2020	75,058	(5,891)	(0.06)
구입 AUD 판매 USD 에 1.38573 09/11/2020	267,445	(6,900)	(0.07)
구입 USD 판매 JPY 에 0.00947 09/11/2020	721,939	(7,015)	(0.07)
구입 NOK 판매 USD 에 8.97710 09/11/2020	120,616	(7,071)	(0.07)
구입 USD 판매 TWD 에 0.03433 09/11/2020	421,686	(8,401)	(0.09)
구입 USD 판매 KRW 에 0.00084 09/11/2020	201,898	(8,809)	(0.09)
구입 AUD 판매 USD 에 1.40235 09/11/2020	624,717	(8,820)	(0.09)
구입 USD 판매 TWD 에 0.03425 09/11/2020	436,512	(9,649)	(0.10)
구입 USD 판매 MXN 에 0.04470 09/11/2020	217,913	(10,720)	(0.11)
구입 AUD 판매 USD 에 1.39000 09/11/2020	472,345	(10,768)	(0.11)
구입 NZD 판매 USD 에 1.47888 09/11/2020	650,960	(13,460)	(0.14)
구입 USD 판매 IDR 에 0.00007 09/11/2020	602,725	(13,529)	(0.14)
구입 NOK 판매 USD 에 8.99874 09/11/2020	243,223	(13,707)	(0.14)
구입 NOK 판매 USD 에 9.28964 09/11/2020	852,941	(22,050)	(0.23)
		(6,382)	**(0.07)**

A-ACC 주식 (EUR) (EUR/USD 헤지)

구입 USD 판매 EUR 에 1.16809 05/11/2020	1,981,837	5,081	0.05
구입 EUR 판매 USD 에 0.85555 04/12/2020	1,970,067	(5,017)	(0.05)
구입 EUR 판매 USD 에 0.85406 05/11/2020	1,991,674	(9,836)	(0.10)
		(9,772)	**(0.10)**

A-ACC 주식 (SGD) (SGD/USD 헤지)

구입 SGD 판매 USD 에 1.37044 05/11/2020	248,022	880	0.01
구입 USD 판매 SGD 에 0.73265 05/11/2020	248,902	128	0.00
구입 SGD 판매 USD 에 1.36488 04/12/2020	246,762	(129)	(0.00)
		879	**0.01**

E-ACC 주식 (EUR) (EUR/USD 헤지)

구입 USD 판매 EUR 에 1.16809 05/11/2020	99,034	254	0.00
구입 EUR 판매 USD 에 0.85555 04/12/2020	98,416	(251)	(0.00)
구입 EUR 판매 USD 에 0.85392 05/11/2020	99,541	(508)	(0.01)
		(505)	**(0.01)**

W-ACC 주식 (GBP) (GBP/USD 헤지)

구입 GBP 판매 USD 에 0.78026 05/11/2020	100,480	1,085	0.01
구입 GBP 판매 USD 에 0.77350 04/12/2020	100,452	224	0.00
구입 USD 판매 GBP 에 1.29261 05/11/2020	101,565	(224)	(0.00)
		1,085	**0.01**

Y-ACC 주식 (EUR) (EUR/USD 헤지)

구입 USD 판매 EUR 에 1.16809 05/11/2020	1,982,070	5,082	0.05
구입 EUR 판매 USD 에 0.85555 04/12/2020	1,969,833	(5,017)	(0.05)
구입 EUR 판매 USD 에 0.85402 05/11/2020	1,991,994	(9,924)	(0.10)
		(9,859)	**(0.10)**

선물

	CCY	기본 노출	미실현 이익 / (손실) USD	% 순자산
US Ultra Bond Future 21/12/2020	USD	(211,727)	2,582	0.03
Euro-Schatz Bond Future 08/12/2020	EUR	276,762	648	0.01
미국 10 년 Ultra Bond Future 21/12/2020	USD	(77,417)	630	0.01
Long Gilt Bond Future 29/12/2020	GBP	333,891	(180)	(0.00)
US Treasury Note 5 Year Bond Future 31/12/2020	USD	61,818	(308)	(0.00)
Short Euro-BTP Bond Future 08/12/2020	EUR	(111,920)	(896)	(0.01)
Canadian 10 Year Bond Future 18/12/2020	CAD	371,838	(1,484)	(0.02)
호주 10 년 Bond Future 15/12/2020	AUD	587,980	(1,602)	(0.02)
Euro-Bobl Bond Future 08/12/2020	EUR	(601,846)	(1,734)	(0.02)
Euro-OAT Bond Future 08/12/2020	EUR	(418,619)	(1,934)	(0.02)
Euro-BTP Bond Future 08/12/2020	EUR	(441,746)	(3,592)	(0.04)
Euro Buxl 30 Year Bond Future 08/12/2020	EUR	(337,769)	(3,903)	(0.04)
US Treasury Note 10 Year Bond Future 21/12/2020	USD	816,425	(4,650)	(0.05)

현재 투자종목 명세서서 2020년 10월 31일

	CCY	기본 노출	미실현 이익 / (손실) USD	% 순자산
Euro-Bund Bond Future 08/12/2020	EUR	(1,994,020)	(13,261)	(0.14)
			(29,684)	**(0.30)**

금리 스왑

	CCY	기본 노출	미실현 이익 / (손실) USD	% 순자산
Receive fixed 7.745% pay float. (3m JIBAR) 19/11/2029	ZAR	5,167,831	22,751	0.23
Receive fixed 1.0872% pay float. (6m AUD BB) 27/03/2030	AUD	393,739	9,258	0.09
Receive fixed 1.301% pay float. (3m Korean CD) 21/11/2029	KRW	479,082,535	7,979	0.08
Receive fixed 1.5275% pay float. (3m HIBOR) 24/02/2030	HKD	1,033,566	7,654	0.08
Receive fixed 2.925% pay float. (6m CLP) 18/12/2029	CLP	95,580,263	7,198	0.07
Receive fixed 1.875% pay float. (3m HIBOR) 21/11/2029	HKD	605,374	6,869	0.07
Receive fixed 7.375% pay float. (3m JIBAR) 21/02/2030	ZAR	1,968,697	4,796	0.05
Receive fixed 0.1897% pay float. (6m CHF LIBOR) 18/11/2029	CHF	172,261	3,784	0.04
Receive fixed 3.255% pay float. (6m CLP) 25/02/2030	CLP	33,369,423	3,698	0.04
Receive fixed 0.9117% pay float. (6m AUD BB) 01/05/2030	AUD	246,087	2,871	0.03
Pay fixed 1.36% receive float. (6m HUF LIBOR) 21/11/2029	HUF	28,546,114	1,853	0.02
Receive fixed 0.0633% pay float. (6m JPY LIBOR) 18/11/2029	JPY	70,627,023	1,808	0.02
Receive fixed 7.27% pay float. (3m JIBAR) 20/05/2030	ZAR	1,033,566	1,694	0.02
Pay fixed 1.45% receive float. (6m HUF LIBOR) 25/05/2030	HUF	26,016,337	1,437	0.01
Receive fixed 0.8077% pay float. (6m AUD BB) 17/07/2030	AUD	344,522	1,255	0.01
Receive fixed 7.15% pay float. (3m JIBAR) 22/05/2030	ZAR	1,033,566	1,124	0.01
Pay fixed 0.675% receive float. (3m ILS) 07/10/2030	ILS	738,262	797	0.01
Pay fixed 1.46% receive float. (6m HUF LIBOR) 22/05/2030	HUF	13,042,621	678	0.01
Pay fixed 1.57% receive float. (6m HUF LIBOR) 28/05/2030	HUF	26,252,581	561	0.01
Pay fixed 0.5063% receive float. (3m NZ) 06/10/2030	NZD	836,696	446	0.00
Receive fixed 0.3598% pay float. (3m STIBOR) 26/05/2030	SEK	393,739	367	0.00
Receive fixed 0.3103% pay float. (3m STIBOR) 06/10/2030	SEK	1,574,958	335	0.00
Pay fixed 0.5103% receive float. (3m NZ) 13/10/2030	NZD	738,262	259	0.00
Receive fixed -0.35% pay float. (6m CHF LIBOR) 06/10/2030	CHF	295,305	248	0.00
Pay fixed 1.62% receive float. (6m HUF LIBOR) 29/05/2030	HUF	31,253,073	227	0.00
Receive fixed 0.852% pay float. (6m CZK PRIBOR) 20/07/2030	CZK	3,199,133	218	0.00
Receive fixed 1.0925% pay float. (3m Korean CD) 25/02/2030	KRW	243,084,923	66	0.00
Receive fixed 7.03% pay float. (3m JIBAR) 05/10/2030	ZAR	12,156,707	(70)	(0.00)
Pay fixed 4.29% receive float. (1d CLP) 05/06/2030	COP	74,325,713	(94)	(0.00)
Pay fixed 0.063% receive float. (6m JPY LIBOR) 25/03/2030	JPY	14,765,231	(284)	(0.00)
Receive fixed 0.81% pay float. (6m CZK PRIBOR) 23/07/2030	CZK	3,199,133	(331)	(0.00)
Receive fixed 1.0975% pay float. (3m Korean CD) 07/10/2030	KRW	775,076,204	(385)	(0.00)
Receive fixed 0.915% pay float. (3m HIBOR) 06/10/2030	HKD	2,116,350	(457)	(0.00)
Pay fixed 2.295% receive float. (3m KLIBOR) 06/10/2030	MYR	1,181,218	(593)	(0.01)
Pay fixed 4.325% receive float. (1d CLP) 26/05/2030	COP	365,193,385	(758)	(0.01)
Receive fixed 0.2253% pay float. (3m STIBOR) 16/03/2030	SEK	2,116,350	(832)	(0.01)
Receive fixed 0.82% pay float. (6m CZK PRIBOR) 07/10/2030	CZK	8,022,442	(917)	(0.01)
Pay fixed 1.885% receive float. (6m HUF LIBOR) 25/02/2030	HUF	13,731,665	(1,018)	(0.01)
Pay fixed 4.36% receive float. (1d CLP) 22/05/2030	COP	365,193,385	(1,044)	(0.01)
Pay fixed 4.58% receive float. (1d CLP) 09/06/2030	COP	177,330,427	(1,290)	(0.01)
Receive fixed 6.56% pay float. (12m BRACETIP) 02/01/2025	BRL	1,328,871	(1,395)	(0.01)
Receive fixed 1.1% pay float. (6m THBFIX) 08/10/2030	THB	9,105,226	(1,587)	(0.02)
Pay fixed 4.57% receive float. (1d CLP) 08/06/2030	COP	280,285,923	(1,981)	(0.02)
Receive fixed 2.22% pay float. (6m CLP) 07/10/2030	CLP	129,786,382	(1,999)	(0.02)
Receive fixed 1.045% pay float. (6m THBFIX) 07/07/2030	THB	6,693,571	(2,065)	(0.02)
Pay fixed 0.892% receive float. (6m SIBOR) 08/10/2030	SGD	689,044	(2,077)	(0.02)
Receive fixed 0.7487% pay float. (6m AUD BB) 06/10/2030	AUD	1,328,871	(2,162)	(0.02)
Pay fixed 2.86% receive float. (3m KLIBOR) 18/02/2030	MYR	196,870	(2,339)	(0.02)
Pay fixed -0.2058% receive float. (6m EURIBOR) 09/03/2030	EUR	246,087	(2,658)	(0.03)
Pay fixed 1.73% receive float. (6m HUF LIBOR) 07/10/2030	HUF	195,983,836	(3,201)	(0.03)
Pay fixed -0.0983% receive float. (6m EURIBOR) 24/02/2030	EUR	147,652	(3,381)	(0.03)
Pay fixed 0.94% receive float. (3m ILS) 21/11/2029	ILS	492,174	(3,848)	(0.04)
Pay fixed 1.474% receive float. (6m SIBOR) 26/02/2030	SGD	98,435	(4,280)	(0.04)
Pay fixed 0.7323% receive float. (3m NZ) 20/07/2030	NZD	295,305	(4,452)	(0.05)
Pay fixed 4.41% receive float. (1d CLP) 07/10/2030	COP	1,750,959,552	(4,620)	(0.05)
Receive fixed 1.1808% pay float. (3m USD LIBOR) 07/10/2050	USD	167,339	(4,831)	(0.05)
Receive fixed 5.48% pay float. (12m BRACETIP) 02/01/2025	BRL	935,131	(5,022)	(0.05)
Pay fixed 1.24% receive float. (6m SIBOR) 09/04/2030	SGD	196,870	(5,505)	(0.06)
Pay fixed -0.1578% receive float. (6m EURIBOR) 18/05/2030	EUR	393,739	(6,095)	(0.06)
Receive fixed 1.0218% pay float. (3m CDOR) 02/10/2030	CAD	787,479	(6,339)	(0.06)
Pay fixed -0.2418% receive float. (6m EURIBOR) 06/10/2030	EUR	1,821,045	(7,277)	(0.07)
Pay fixed 1.4328% receive float. (6m JPY LIBOR) 24/02/2030	NZD	147,652	(8,834)	(0.09)
Pay fixed 0.1047% receive float. (6m EURIBOR) 24/03/2030	EUR	196,870	(8,966)	(0.09)
Receive fixed 0.97% pay float. (3m CDOR) 16/07/2030	CAD	1,132,001	(12,005)	(0.12)
Pay fixed 1.6375% receive float. (6m SIBOR) 22/11/2029	SGD	295,305	(15,894)	(0.16)
Pay fixed 3.285% receive float. (3m KLIBOR) 03/12/2029	MYR	935,131	(18,565)	(0.19)
Pay fixed -0.0133% receive float. (6m EURIBOR) 27/04/2030	EUR	590,609	(19,014)	(0.19)
Pay fixed 0.0717% receive float. (6m EURIBOR) 18/11/2029	EUR	541,392	(22,720)	(0.23)
Pay fixed 1.52% receive float. (3m NZ) 18/11/2029	NZD	541,392	(34,968)	(0.36)
			(135,922)	**(1.39)**

총 수익 스왑

	CCY	기본 노출	미실현 이익 / (손실) USD	% 순자산
Pay iBoxx USD Liq. IG receive 3m USD LIBOR 20/03/2021	USD	1,082,784	570	0.01
Pay iBoxx EUR Liq. HY receive 3m EURIBOR 20/03/2021	EUR	984,349	(1,798)	(0.02)
Pay iBoxx USD Liq. IG receive 3m EURIBOR 20/12/2020	USD	1,082,784	(8,365)	(0.09)
Pay iBoxx EUR Corporates receive 3m EURIBOR 22/03/2021	EUR	984,349	(10,437)	(0.11)
Pay iBoxx EUR Corporates receive 3m EURIBOR 20/12/2020	EUR	984,349	(47,794)	(0.49)
Pay iBoxx EUR Liq. HY receive 3m EURIBOR 20/12/2020	EUR	984,349	(80,076)	(0.82)
			(147,900)	**(1.51)**

하룻밤 지수 스왑

	CCY	기본 노출	미실현 이익 / (손실) USD	% 순자산
Receive fixed 0.1467% pay float. (1d SONIA) 02/10/2030	GBP	393,739	(2,223)	(0.02)
Receive fixed 0.1098% pay float. (1d SONIA) 17/09/2030	GBP	383,896	(3,895)	(0.04)
			(6,118)	**(0.06)**

기타 자산 및 부채	122,285	1.25
순자산	**9,797,836**	**100.00**

지역별 배분

국가	국가 코드	% 순자산
미국	US	48.52
네덜란드	NL	8.79
프랑스	FR	8.63
이탈리아	IT	8.38
영국	GB	7.65
초 국가	SU	3.45
터키	TR	3.07
독일	DE	2.87
룩셈부르크	LU	2.05
스웨덴	SE	2.04
아일랜드	IE	1.60
스페인	ES	1.08
캐나다	CA	0.79
핀란드	FI	0.60
일본	JP	0.59
노르웨이	NO	0.59
루마니아	RO	0.56
현금 및 기타 순 부채		(1.30)

Absolute Return Multi Strategy Fund [4]

현재 투자종목 명세서서 2020년 10월 31일

공인된 주식 또는 공식 증권거래소에서 거래됨

에너지

	국가 코드	CCY	주식 또는 명목	시가(USD)	% 순자산
Parsley Energy	US	USD	20,000	194,400	0.19
CNX Resources	US	USD	15,000	143,700	0.14
Marathon Petroleum	US	USD	5,000	142,850	0.14
Concho Resources	US	USD	3,000	121,860	0.12
Eni 3.375% VRN (Perpetual)	IT	EUR	92,424	106,765	0.10
Transcontinental Gas 7.85% 01/02/2026	US	USD	50,783	65,179	0.06
National Energy Services Reunited WTS 06/06/2023	US	USD	68,906	63,297	0.06
BP Capital Markets 3.625% VRN (Perpetual)	GB	EUR	50,783	60,858	0.06
Repsol Intl. Finance 3.75% VRN (Perpetual)	NL	EUR	50,783	59,408	0.06
MPLX 4.00% 15/03/2028	US	USD	50,783	55,108	0.05
Brooge Energy WTS 20/12/2024	KY	USD	95,985	44,153	0.04
				1,057,578	1.01

유틸리티

	국가 코드	CCY	주식 또는 명목	시가(USD)	% 순자산
NRG Energy 2.75% 01/06/2048	US	USD	2,000,000	2,098,136	2.00
Duke Energy	US	USD	1,750	161,595	0.15
Iberdrola International 2.250% VRN (Perpetual)	NL	EUR	101,565	118,361	0.11
PNM Resources	US	USD	2,000	99,740	0.10
ESB Finance 1.125% 11/06/2030 EMTN	IE	EUR	60,939	77,351	0.07
Enel Finance International 1.00% 20/10/2027 EMTN	NL	GBP	56,876	73,609	0.07
Engie 2.125% 30/03/2032 EMTN	FR	EUR	50,783	70,873	0.07
Enel 2.50% VRN 24/11/2078	IT	EUR	50,783	60,422	0.06
				2,760,087	2.63

소재

	국가 코드	CCY	주식 또는 명목	시가(USD)	% 순자산
Mudrick Capital Acquisition WTS 12/03/2025	US	USD	121,400	206,380	0.20
Freeport-McMoRan	US	USD	10,000	171,900	0.16
SPCM 2.625% 01/02/2029 Reg S	FR	EUR	51,290	59,796	0.06
Trivium Packaging Fin 3.75% 15/08/2026 Reg S	NL	EUR	50,783	58,666	0.06
Ardagh Packaging Finance 2.125% 15/08/2026 Reg S	SU	EUR	50,783	57,995	0.06
				554,737	0.53

산업재

	국가 코드	CCY	주식 또는 명목	시가(USD)	% 순자산
TransDigm 6.50% 15/05/2025	US	USD	500,000	499,445	0.48
American Tanker 7.75% 02/07/2025	US	USD	400,000	403,364	0.38
Kansas City Southern	US	USD	2,000	350,380	0.33
Thunder Bridge Acquisition WTS 30/11/2026	US	USD	157,500	192,150	0.18
US Ecology WTS 17/10/2023	US	USD	31,569	157,845	0.15
Cubic	US	USD	2,000	115,980	0.11
Getlink 3.50% 30/10/2025	FR	EUR	94,963	111,177	0.11
Heathrow Funding 1.50% 12/10/2025	GB	EUR	61,955	72,192	0.07
Royal Schiphol Group 2.00% 06/04/2029 EMTN	NL	EUR	50,783	67,030	0.06
Rolls-Royce 5.75% 15/10/2027 Reg S	GB	GBP	50,783	65,986	0.06
Holding d'Infrastructures 1.625% 18/09/2029 EMTN	FR	EUR	50,783	60,423	0.06
Atlas Technical Consultants WTS 26/11/2025	US	USD	48,800	45,872	0.04
Southwest Airls 5.25% 04/05/2025	US	USD	35,548	39,453	0.04
Infrastructure and Energy WTS 26/03/2023	US	USD	73,267	34,435	0.03
Boeing 4.875% 01/05/2025	US	USD	30,470	33,164	0.03
Nesco Holdings WTS 01/01/2025	US	USD	100,000	32,000	0.03
Uber Technologies	US	USD	728	24,352	0.02
Middleby	US	USD	20	1,983	0.00
Granite Construction	US	USD	1	19	0.00
				2,307,250	2.20

정보 기술

	국가 코드	CCY	주식 또는 명목	시가(USD)	% 순자산
Xilinx	US	USD	4,000	470,880	0.45
Rackspace Technology	US	USD	20,000	318,200	0.30
Cloudera	US	USD	30,000	288,150	0.27
Fitbit (A)	US	USD	40,000	281,600	0.27
Maxim Integrated Products	US	USD	2,035	141,717	0.14
Virtusa	US	USD	1,500	75,120	0.07
Orano 3.375% 23/04/2026 EMTN	FR	EUR	50,783	60,933	0.06
Mastercard 3.30% 26/03/2027	US	USD	50,783	57,674	0.05
Mobileiron	US	USD	100	704	0.00
				1,694,978	1.62

소비재

	국가 코드	CCY	주식 또는 명목	시가(USD)	% 순자산
Lennar	US	USD	8,100	460,566	0.44
Dunkin' Brands Group	US	USD	1,250	124,988	0.12
Michelin 0.625% 02/11/2040	FR	EUR	101,565	116,988	0.11
Informa 2.125% 06/10/2025 EMTN	GB	EUR	91,409	107,023	0.10
Volvo Car 2.50% 07/10/2027 EMTN	SE	EUR	71,096	83,636	0.08
Fiat Chrysler Automobiles 4.50% 07/07/2028	NL	EUR	50,783	68,846	0.07
GM Financial 5.10% 17/01/2024	US	USD	60,939	66,893	0.06
Verisure Holdings 3.875% 15/07/2026 Reg S	SE	EUR	57,384	66,865	0.06
Nissan Motor 2.652% 17/03/2026 Reg S	JP	EUR	50,783	59,950	0.06
Volkswagen Int'l Finance 3.875% VRN (Perpetual)	NL	EUR	50,783	59,772	0.06
Schaeffle 3.375% 12/10/2028 EMTN	DE	EUR	50,783	59,140	0.06
Home Depot 3.50% 15/09/2056	US	USD	50,783	58,734	0.06
General Motors 6.80% 01/10/2027	US	USD	30,470	37,462	0.04
Shift Technologies WTS 31/03/2024	US	USD	15,000	32,550	0.03
comScore	US	USD	10,000	19,600	0.02
				1,423,013	1.36

소비재

	국가 코드	CCY	주식 또는 명목	시가(USD)	% 순자산
Hostess Brands WTS 04/11/2021	US	USD	115,000	105,800	0.10
Sysco 5.95% 01/04/2030	US	USD	55,861	71,492	0.07
Altria Group 5.80% 14/02/2039	US	USD	55,861	70,980	0.07
Whole Earth Brands WTS 25/06/2025	US	USD	41,402	36,889	0.04
Sysco 6.60% 01/04/2040	US	USD	25,391	34,879	0.03
				320,040	0.31

건강

	국가 코드	CCY	주식 또는 명목	시가(USD)	% 순자산
Varian Medical Systems	US	USD	2,000	345,200	0.33
Bausch Health Cos	US	USD	15,000	245,100	0.23
Pfizer	US	USD	3,500	122,780	0.12
AbbVie 4.30% 14/05/2036	US	USD	66,017	78,193	0.07
HCA 4.50% 15/02/2027	US	USD	60,939	68,989	0.07
Smith & Nephew 2.032% 14/10/2030	GB	USD	67,541	67,143	0.06
Grifols 2.25% 15/11/2027 Reg S	ES	EUR	50,783	58,479	0.06
Eli Lilly 4.15% 15/03/2059	US	USD	35,548	46,021	0.04
Johnson & Johnson 3.625% 03/03/2037	US	USD	30,470	36,559	0.03
Novartis Capital 2.75% 14/08/2050	US	USD	25,391	26,874	0.03
LivaNova	GB	USD	100	5,006	0.00
Assertio Holdings	US	USD	7,500	4,619	0.00
				1,104,963	1.05

금융

	국가 코드	CCY	주식 또는 명목	시가(USD)	% 순자산
Genworth Holdings 4.80% 15/02/2024	US	USD	1,500,000	1,280,468	1.22
CIIG Merger	US	USD	50,000	501,500	0.48
BowX Acquisition	US	USD	50,000	500,000	0.48
FTAC Olympus Acquisition	US	USD	50,000	496,500	0.47
VG Acquisition	US	USD	50,000	494,000	0.47
Holicity	US	USD	50,000	482,500	0.46
E.Merge Technology Acquisition	US	USD	50,000	480,000	0.46
Amplitude Healthcare Acquisition	US	USD	33,500	328,300	0.31
GX Acquisition WTS 24/05/2026	US	USD	205,000	328,000	0.31
IBRD 0.125% 03/01/2051 GMTN	SU	EUR	253,913	291,119	0.28
Fusion Acquisition	US	USD	25,000	245,750	0.23
Hudson Executive Investment	US	USD	25,000	241,500	0.23
ACE Convergence Acquisition	US	USD	25,000	241,000	0.23
Foley Trasimene Acquisition	US	USD	23,990	236,541	0.23
Morgan Stanley 0.495% VRN 26/10/2029	US	EUR	203,130	235,583	0.22
IG Acquisition	US	USD	20,000	198,000	0.19
National General Holdings	US	USD	5,000	169,850	0.16
Credit Suisse Group ADR	CH	USD	17,500	163,625	0.16
DFP Healthcare Acquisitions	US	USD	15,000	151,200	0.14
Spartacus Acquisition	US	USD	15,000	149,100	0.14
Trine Acquisition WTS 05/03/2024	US	USD	84,490	145,323	0.14
UnipolSai 6.375% VRN (Perpetual)	IT	EUR	125,433	143,337	0.14
Willis Towers Watson	GB	USD	750	135,075	0.13
Hennessy Capital Acquisition WTS 25/09/2025	US	USD	105,000	134,400	0.13
FBL Financial Group	US	USD	2,500	124,450	0.12
Pershing Square Tontine Holdings	US	USD	5,500	122,980	0.12
LeasePlan 7.375% VRN (Perpetual)	NL	EUR	101,565	120,429	0.11
Churchill Capital	US	USD	12,500	120,125	0.11
Gores Metropoulos (A)	US	USD	10,000	102,200	0.10
CHP Merger (A)	US	USD	10,000	99,900	0.10
Tekkorp Digital Acquisition	US	USD	10,000	99,600	0.09
AerCap Ireland Trust 6.50% 15/07/2025	IE	USD	76,174	83,998	0.08
DMY Technology Group WTS 21/02/2027	US	USD	36,935	81,257	0.08
International General Insurance Holdings (A)	JO	USD	11,500	78,430	0.07
Santander Holdings 4.40% 13/07/2027	US	USD	60,939	68,100	0.06
Genworth Financial (A)	US	USD	16,000	64,240	0.06
Upjohn Finance 1.908% 23/06/2032 Reg S	NL	EUR	50,783	63,139	0.06
Juniper Industrial Holdings WTS 13/11/2026	US	USD	57,200	62,348	0.06
International General Insurance WTS 17/01/2025	US	USD	94,456	61,349	0.06
Sampo 2.50% VRN 03/09/2052 EMTN	FI	EUR	50,783	60,383	0.06
Monocle Acquisition WTS 12/06/2024	US	USD	119,385	59,693	0.06
Banca IFIS 1.75% 25/06/2024 EMTN	IT	EUR	50,783	56,112	0.05
Intermediate Capital Group 1.625% 17/02/2027	GB	EUR	50,783	55,828	0.05
Apex Technology Acquisition WTS 30/09/2026	US	USD	40,000	53,600	0.05
Vivion Investments 3.00% 08/08/2024	LU	EUR	50,783	52,669	0.05
Banco de Sabadell 2.00% VRN 17/01/2030	ES	EUR	50,783	50,978	0.05
PMV Consumer Acquisition	US	USD	5,000	49,800	0.05
Hudson Executive Investment WTS 21/06/2025	US	USD	47,241	40,155	0.04
Citizens Financial 3.25% 30/04/2030	US	USD	35,548	38,844	0.04
Fusion Acquisition WTS 01/06/2027	US	USD	44,714	37,904	0.04
Intercont Exchange 3.00% 15/06/2050	US	USD	35,548	37,304	0.04
Manulife Financial 5.375% 04/03/2046	CA	USD	25,391	35,692	0.03
Pershing Square Tontine (H) WTS 24/07/2025	US	USD	5,082	34,863	0.03
CIIG Merger WTS 31/12/2026	US	USD	25,000	29,500	0.03
Galileo Acquisition WTS 31/10/2026	US	USD	51,001	28,255	0.03

전체 주식 목록은 6페이지에 나와 있습니다.
별첨 재무제표에 대한 주석은 본 재무제표의 중요한 일부입니다. 투자종목 명세서 및 지역별 배분의 순자산 비율은 반올림되었습니다.

현재 투자종목 명세서서 2020년 10월 31일

	국가 코드	CCY	주식 또는 명목	시가(USD)	% 순자산
DFP Healthcare Acquisitions WTS 01/04/2025	US	USD	12,500	20,000	0.02
Amplitude Healthcare Acquisition WTS 01/12/2026	US	USD	15,889	15,889	0.02
Union Acquisition Corp II WTS 01/04/2025	US	USD	38,892	13,612	0.01
E.Merge Technology Acquisition WTS 13/12/2049	US	USD	16,666	13,166	0.01
Holicity (A) WTS 04/08/2027	US	USD	16,666	12,500	0.01
ACE Convergence Acquisition WTS 30/09/2027	US	USD	20,000	12,000	0.01
Foley Trasimene Acquisition WTS 17/07/2025	US	USD	7,996	11,994	0.01
FinServ Acquisition WTS 31/12/2026	US	USD	12,203	11,959	0.01
Supernova Partners Acquisition	US	USD	1,000	10,130	0.01
CHP Merger WTS 22/11/2024	US	USD	7,400	6,882	0.01
AMCI Acquisition WTS 01/10/2025	US	USD	12,346	4,595	0.00
				9,979,523	9.51
부동산					
CPI Property 4.875% VRN (Perpetual)	LU	EUR	60,939	67,474	0.06
Covivio 1.625% 23/06/2030	FR	EUR	50,783	61,228	0.06
Globalworth 2.95% 29/07/2026 EMTN	GB	EUR	50,783	58,912	0.06
Akelius Residential Property 2.249% VRN 17/05/2081	SE	EUR	50,783	56,065	0.05
American Tower 3.80% 15/08/2029	US	USD	25,391	28,947	0.03
CorEnergy Infrastructure Trust REIT	US	USD	600	2,718	0.00
				275,344	0.26
정부					
France 0.00% 25/11/2030 Reg S	FR	EUR	274,226	330,726	0.32
Turkey 6.375% 14/10/2025	TR	USD	317,391	310,694	0.30
Germany 2.50% 04/07/2044	DE	EUR	30,470	60,278	0.06
				701,698	0.67
커뮤니케이션 서비스					
United States Cellular	US	USD	9,000	263,700	0.25
Vodafone Group ADR	GB	USD	5,000	67,350	0.06
Telecom Italia 1.125% 26/03/2022	IT	EUR	50,783	58,586	0.06
RCS & RDS 3.25% 05/02/2028 Reg S	RO	EUR	50,783	56,468	0.05
Verizon Comm. 4.00% 22/03/2050	US	USD	25,391	30,906	0.03
				477,010	0.45
증권 자격 취득 또는 기타 통제 된 시장 에서 죽음을 맞게					
에너지					
Teekay 9.25% 15/11/2022 144A	MH	USD	1,000,000	962,900	0.92
Green Plains 4.125% 01/09/2022	US	USD	1,000,000	943,702	0.90
Green Plains 4.00% 01/07/2024	US	USD	750,000	917,344	0.87
Talos Production Finance 11.00% 03/04/2022	US	USD	500,000	480,000	0.46
SFL 4.875% 01/05/2023	BM	USD	165,000	138,394	0.13
Diamondback Energy 5.375% 31/05/2025	US	USD	71,096	73,554	0.07
Cheniere Corpus Christi Holdings 7.00% 30/06/2024	US	USD	60,939	69,769	0.07
Energy Transfer 5.50% 01/06/2027	US	USD	50,783	56,395	0.05
Altus Midstream WTS 12/11/2023	US	USD	91,063	1,366	0.00
				3,643,424	3.47
유틸리티					
Dominion Energy 4.65% VRN (Perpetual)	US	USD	200,000	205,007	0.20
Drax Finco 2.625% 01/11/2025	GB	EUR	50,783	59,519	0.06
PG&E 3.75% 01/07/2028	US	USD	35,548	36,724	0.04
				301,250	0.29
소재					
Endeavour Mining 3.00% 15/02/2023 144A	KY	USD	650,000	758,875	0.72
United Sts Steel 12.00% 01/06/2025 144A	US	USD	500,000	552,318	0.53
Arconic Rolled 6.00% 15/05/2025 144A	US	USD	500,000	530,188	0.51
Golden Star Resources 7.00% 15/08/2021	CA	USD	300,000	336,450	0.32
CeramTec Bond 5.25% 15/12/2025 Reg S	DE	EUR	50,783	57,361	0.05
McEwen Mining WTS 20/11/2024	US	USD	84,435	51,928	0.05
				2,287,120	2.18
산업재					
Copa Holdings 4.50% 15/04/2025	PA	USD	1,700,000	1,964,966	1.87
Meritor 3.25% 15/10/2037	US	USD	1,523,000	1,665,401	1.59
Middleby 1.00% 01/09/2025 144A	US	USD	1,500,000	1,551,563	1.48
Parsons 0.250% 15/08/2025 144A	US	USD	1,500,000	1,464,553	1.40
Mileage Plus 6.50% 20/06/2027 144A	US	USD	1,000,000	1,043,125	0.99
Granite Construction 2.75% 01/11/2024	US	USD	1,000,000	838,406	0.80
GOL Equity Finance 3.75% 15/07/2024 144A	LU	USD	1,150,000	722,298	0.69
Allied Universal 9.75% 15/07/2027 144A	US	USD	500,000	534,130	0.51
America Airlines 11.75% 15/07/2025 144A	US	USD	500,000	485,850	0.46
Eagle Bulk Shipping 5.00% 01/08/2024 144A	MH	USD	500,000	361,900	0.34
Garda World Security 9.50% 01/11/2027 144A	CA	USD	250,000	267,298	0.25
Miller Homes Group 5.50% 15/10/2024 Reg S	GB	GBP	74,650	96,466	0.09
Autostrade per l'Italia 1.625% 12/06/2023 MTN	IT	EUR	81,252	93,953	0.09
Techem 2.00% 15/07/2025 Reg S	DE	EUR	50,783	56,284	0.05
Q-Park Holding 2.00% 01/03/2027 Reg S	NL	EUR	50,783	50,800	0.05
API Group WTS 07/09/2027	GB	USD	10,000	12,500	0.01
Concrete Pumping Holdings WTS 06/12/2023	US	USD	26,554	2,655	0.00
				11,212,148	10.69
정보 기술					
Lumentum Holdings 0.25% 15/03/2024	US	USD	1,500,000	2,243,319	2.14
Palo Alto 0.375% 01/06/2025 144A	US	USD	2,000,000	2,043,461	1.95
Sabre GLBL 4.00% 15/04/2025	US	USD	1,500,000	1,752,928	1.67
PAR Tech 4.50% 15/04/2024	US	USD	1,000,000	1,450,000	1.38
Cree 1.75% 01/05/2026	US	USD	500,000	753,855	0.72
Canadian Solar 2.50% 01/10/2025 144A	CA	USD	500,000	599,064	0.57
Envestnet 0.75% 15/08/2025	US	USD	500,000	502,414	0.48
Perficient 2.375% 15/09/2023	US	USD	250,000	313,352	0.30
Kaleyra WTS 06/03/2025	US	USD	220,439	227,052	0.22
Verra Mobility WTS 17/10/2023	US	USD	78,000	184,080	0.18
Apple 4.65% 23/02/2046	US	USD	60,939	83,150	0.08
Adevinta 3.00% 15/11/2027 Reg S	NO	EUR	50,783	59,776	0.06
Qualcomm 1.30% 20/05/2028 144A	US	USD	55,861	55,246	0.05
Broadcom 5.00% 15/04/2030	US	USD	35,548	41,913	0.04
QUALCOMM 4.30% 20/05/2047	US	USD	25,391	32,395	0.03
KLDiscovery WTS 01/12/2025	US	USD	100,000	32,000	0.03
Alphabet 1.10% 15/08/2030	US	USD	25,391	24,829	0.02
				10,398,834	9.91
소비재					
Tesla 2.375% 15/03/2022	US	USD	1,500,000	8,841,116	8.43
Wayfair 1.00% 15/08/2026	US	USD	1,500,000	2,710,319	2.58
Chegg 0.125% 15/03/2025	US	USD	1,500,000	2,348,012	2.24
Veoneer 4.00% 01/06/2024	US	USD	1,000,000	1,036,339	0.99
K12 1.125% 01/09/2027 144A	US	USD	1,000,000	839,001	0.80
Winnebago Industries 1.50% 01/04/2025	US	USD	600,000	622,226	0.59
Macy's 8.375% 15/06/2025 144A	US	USD	500,000	522,770	0.50
RealReal 3.00% 15/06/2025 144A	US	USD	500,000	505,128	0.48
Royal Caribbean Cruises 11.50% 01/06/2025 144A	LR	USD	250,000	286,563	0.27
Carnival 11.50% 01/04/2023 144A	PA	USD	250,000	275,344	0.26
Univision Communications 9.50% 01/05/2025 144A	US	USD	250,000	271,875	0.26
NCL 10.25% 01/02/2026 144A	BM	USD	250,000	257,500	0.25
William Hill ADR	GB	USD	10,000	141,450	0.13
Viking Cruises 13.00% 15/05/2025 144A	BM	USD	100,000	113,188	0.11
Novem Group 5.25% FRN 15/05/2024 Reg S	DE	EUR	50,783	57,139	0.05
Amazon.com 3.875% 22/08/2037	US	USD	30,470	37,421	0.04
Charter Communications 6.484% 23/10/2045	US	USD	25,391	34,394	0.03
Marriott International 5.75% 01/05/2025	US	USD	30,470	34,016	0.03
Allied Esports Entertainment WTS 09/08/2024	US	USD	110,000	22,550	0.02
				18,956,351	18.07
소비재					
Sanderson Farms	US	USD	1,000	127,780	0.12
Sigma Holdco 5.75% 15/05/2026 Reg S	NL	EUR	50,783	56,788	0.05
				184,568	0.18
건강					
LivaNova 3.00% 15/12/2025 144A	US	USD	1,500,000	1,646,480	1.57
Global Medical 6.50% 01/10/2025 144A	US	USD	1,000,000	988,750	0.94
Jazz Investments 1.875% 15/08/2021	BM	USD	600,000	605,586	0.58
Wright Medical Group 1.625% 15/06/2023	US	USD	500,000	525,625	0.50
Teva Pharmaceutical Finance 0.25% 01/02/2026	US	USD	400,000	393,951	0.38
Senseonics Holdings 5.25% 15/01/2025	US	USD	500,000	139,788	0.13
Bristol-Myers Squibb 5.00% 15/08/2045	US	USD	50,783	69,927	0.07
				4,370,107	4.17
금융					
Encore Capital Europe Finance 4.50% 01/09/2023	GB	USD	1,400,000	1,387,537	1.32
Colony Capital 5.75% 15/07/25 144A	US	USD	350,000	611,714	0.58
StoneX Group 8.625% 15/06/2025 144A	US	USD	498,000	526,324	0.50
Wisdomtree 4.25% 15/06/2023 144A	US	USD	500,000	493,979	0.47
Arrow Bidco 9.50% 15/03/2024 144A	US	USD	450,000	371,765	0.35
SBL Holdings 7.00% VRN (Perpetual) 144A	US	USD	200,000	166,250	0.16
GE Capital 4.05% 15/05/2027 144A	US	USD	101,565	110,494	0.11
JPMorgan Chase & Co 5.15% VRN (Perpetual)	US	USD	100,000	100,673	0.10
Garfunkelux Holdco 3 6.75% 01/11/2025 Reg S	LU	EUR	76,174	87,370	0.08
Morgan Stanley 5.597% VRN 24/03/2051 GMTN	US	USD	25,391	38,496	0.04
				3,894,602	3.71
부동산					
National Health Investors 3.25% 01/04/2021	US	USD	1,500,000	1,497,188	1.43
Consolidated-Tomoka Land 3.875% 15/04/2025	US	USD	1,250,000	1,162,625	1.11
iStar 3.125% 15/09/2022	US	USD	1,000,000	1,071,509	1.02
Starwood Property 4.375% 21/04/2023	US	USD	1,105,000	1,069,881	1.02
Arbor Realty Trust 4.75% 01/11/2022	US	USD	1,000,000	952,470	0.91
Granite Point Mortgage Trust 6.375% 01/10/2023	US	USD	717,000	655,607	0.62
Granite Point Mortgage Trust 5.625% 01/12/2022	US	USD	500,000	480,973	0.46
WMC 6.75% 01/10/2022	US	USD	560,000	453,880	0.43

현재 투자종목 명세서서 2020년 10월 31일

	국가 코드	CCY	주식 또는 명목	시가(USD)	% 순자산
CorEnergy Infrastructure Trust 5.875% 15/08/2025	US	USD	600,000	423,000	0.40
Akelius 1.125% 11/01/2029 EMTN	NL	EUR	78,713	91,824	0.09
				7,858,957	7.49
정부					
US Treasury 0.00% 03/12/2020	US	USD	4,304,695	4,304,390	4.10
US Treasury 0.00% 12/11/2020	US	USD	825,217	825,202	0.79
US Treasury 0.00% 24/12/2020 YTM	US	USD	685,565	685,480	0.65
US Treasury 0.00% 07/01/2021 YTM	US	USD	583,999	583,911	0.56
Italy 1.70% 01/09/2051	IT	EUR	145,746	173,440	0.17
US Treasury 0.00% 05/11/2020	US	USD	93,948	93,947	0.09
US Treasury 0.00% 17/12/2020 YTM	US	USD	50,783	50,777	0.05
US Treasury 0.00% 10/12/2020	US	USD	25,391	25,389	0.02
				6,742,536	6.43
커뮤니케이션 서비스					
Frontier 5.875% 15/10/2027 144A	US	USD	350,000	357,438	0.34
Conslidate Comm. 6.50% 01/10/2028 144A	US	USD	250,000	256,406	0.24
Infrastrutture Wireless 1.625% 21/10/2028 GMTN	IT	EUR	79,221	92,781	0.09
Disney 6.65% 15/11/2037	US	USD	50,783	76,516	0.07
Verizon Communication 1.875% 03/11/2038	US	GBP	58,400	74,387	0.07
T-Mobile USA 3.875% 15/04/2030 144A	US	USD	60,939	68,494	0.07
Telecom Italia 2.875% 28/01/2026 EMTN	IT	EUR	50,783	61,418	0.06
Telus 4.60% 16/11/2048	CA	USD	35,548	44,104	0.04
Verizon Comm. 2.987% 30/10/2056 Reg S	US	USD	29,962	30,160	0.03
				1,061,704	1.01
목록에 없음					
에너지					
Sanchez Energy 7.75% (Perpetual) Escrow (Defaulted)	US	USD	500,000	5,000	0.00
				5,000	0.00
정보 기술					
SunEdison 2.625% 01/06/2023 (Defaulted)	US	USD	3,185,000	71,663	0.07
				71,663	0.07
소비재					
Virgin Media Secured Fin. 4.125% 15/08/2030	GB	GBP	101,565	129,057	0.12
				129,057	0.12
단주				(7)	(0.00)
총 투자 (비용 USD 88,360,212)				93,773,535	89.37

차액 거래 계약

	CCY	기본 노출	미실현 이익 / (손실) USD	% 순자산
Tesla (MS)	USD	(8,527,898)	1,185,731	1.13
Wayfair (MS)	USD	(2,142,967)	444,105	0.42
Chegg (MS)	USD	(1,774,499)	250,374	0.24
Encore Capital Group (MS)	USD	(702,573)	191,850	0.18
Lennar (MS)	USD	(508,392)	101,304	0.10
Livanova US (MS)	USD	(849,618)	89,933	0.09
Veoneer (MS)	USD	(435,117)	82,531	0.08
Palo Alto Networks (MS)	USD	(751,463)	79,016	0.08
Cree (MS)	USD	(537,252)	70,751	0.07
Copa Holdings (MS)	USD	(1,298,203)	68,202	0.07
K12 (MS)	USD	(309,345)	60,313	0.06
Par Technology (MS)	USD	(1,035,996)	56,882	0.05
Gol Linhas Aereas (MS)	USD	(233,410)	55,797	0.05
Green Plains (MS)	USD	(793,000)	55,227	0.05
Winnebago Industries (MS)	USD	(296,504)	48,903	0.05
Advanced Micro Devices (MS)	USD	(441,555)	36,125	0.03
Endeavour Mining (MS)	CAD	(479,659)	36,118	0.03
RealReal (MS)	USD	(251,023)	36,004	0.03
Parsons (MS)	USD	(515,738)	33,932	0.03
Middleby (MS)	USD	(731,480)	28,250	0.03
Meritor (MS)	USD	(415,898)	28,229	0.03
Perficient (MS)	USD	(189,820)	27,790	0.03
Canadian Solar (MS)	USD	(380,600)	26,658	0.03
Aon (MS)	USD	(146,756)	25,677	0.02
Sabre (MS)	USD	(848,010)	22,293	0.02
Eagle Bulk Shipping (MS)	USD	(122,045)	20,516	0.02
Wisdomtree Investments (MS)	USD	(110,745)	19,396	0.02
미국 Ecology (MS)	USD	(168,205)	19,258	0.02
National Health Investors (MS)	USD	(331,776)	17,788	0.02
NRG Energy (MS)	USD	(201,708)	14,987	0.01
Analog Devices (MS)	USD	(292,973)	14,890	0.01
Envestnet (MS)	USD	(202,293)	14,661	0.01
Verra Mobility (MS)	USD	(211,019)	14,112	0.01
Granite Construction (MS)	USD	(438,707)	11,913	0.01
Merck New (MS)	USD	(156,912)	10,731	0.01
Golden Star Resources (MS)	USD	(121,433)	10,567	0.01
Hostess Brands (MS)	USD	(295,011)	10,173	0.01
Consolidated Tomoka Land (MS)	USD	(301,858)	9,812	0.01
Conocophillips (MS)	USD	(61,561)	9,558	0.01
Pioneer Natural Resources (MS)	USD	(157,140)	7,018	0.01
Lumentum Holdings (MS)	USD	(1,647,291)	6,757	0.01
Istar Financial REIT (MS)	USD	(375,318)	6,707	0.01
Corenergy Infrastructure (MS)	USD	(29,694)	5,900	0.01
Nextera Energy (MS)	USD	(162,338)	5,742	0.01
Granite Point Mortgage (MS)	USD	(160,540)	5,717	0.01
UBS Group - W/Ius (MS)	USD	(182,700)	4,084	0.00
EQT (MS)	USD	(120,480)	3,810	0.00
Mcewen Mining (MS)	USD	(19,691)	3,151	0.00
Jazz Pharma (MS)	USD	(65,327)	2,160	0.00
Cincinnati Bell (MS)	USD	(225,900)	1,050	0.00
Wright Medical Group (MS)	USD	(229,200)	300	0.00
Natl Energy Services Reun (MS)	USD	(64,382)	(1,007)	(0.00)
Acacia Communications (MS)	USD	(237,230)	(1,015)	(0.00)
Arbor Realty Trust (MS)	USD	(201,369)	(6,572)	(0.01)
Tiffany (MS)	USD	(490,538)	(30,338)	(0.03)
Colony Capital (MS)	USD	(414,612)	(50,267)	(0.05)
MS Basket (MS)	USD	46,372,411	(537,783)	(0.51)
			2,765,771	2.64

신용 디폴트 스왑 (Credit Default Swap)

	CCY	기본 노출	미실현 이익 / (손실) USD	% 순자산
매수 보호 터키 11.875% 20/12/2025	USD	317,391	62,573	0.06
매수 보호 Genworth 4.8% 20/06/2024	USD	1,500,000	39,145	0.04
매수 보호 Sabre 6.35% 20/06/2025	USD	1,000,000	22,208	0.02
매도 보호 iTraxx Xover S34 20/12/2025	EUR	228,522	16,000	0.02
매도 보호 CDX NA IG S35 5 년 20/12/202	USD	660,173	11,351	0.01
매도 보호 CDX NA HY S35 5 년 20/12/202	USD	152,348	5,414	0.01
매수 보호 Teva Phrm Finance 3.65% 06/06/2021	USD	400,000	1,694	0.00
매도 보호 Atlantia 1.625% 20/12/2020	EUR	101,565	(176)	(0.00)
매수 보호 Univision Comm. 8.5% 20/06/2025	USD	250,000	(11,193)	(0.01)
매수 보호 Transdigm 6.0% 20/06/2025	USD	1,000,000	(69,528)	(0.07)
매수 보호 Meritor 6.25% 20/12/2025	USD	1,000,000	(142,527)	(0.14)
매수 보호 Dxc Technology 4.45% 20/06/2025	USD	1,000,000	(171,644)	(0.16)
매수 보호 Nrg 에너지 7.25% 20/12/2025	USD	1,500,000	(208,327)	(0.20)
			(445,010)	(0.42)

선물환 계약

	기본 노출 USD	미실현 이익 / (손실) USD	% 순자산
구입 USD 판매 EUR 에 1.18815 09/11/2020	1,405,928	27,684	0.03
구입 USD 판매 NOK 에 0.11408 09/11/2020	208,431	18,320	0.02
구입 USD 판매 EUR 에 1.17885 09/11/2020	1,204,151	14,105	0.01
구입 ZAR 판매 USD 에 17.06173 09/11/2020	243,648	12,170	0.01
구입 USD 판매 NOK 에 0.10910 09/11/2020	286,179	11,560	0.01
구입 IDR 판매 USD 에 14924.99995 09/11/2020	610,992	10,900	0.01
구입 USD 판매 AUD 에 0.73471 09/11/2020	239,912	10,815	0.01
구입 TWD 판매 USD 에 28.89700 09/11/2020	869,105	10,604	0.01
구입 USD 판매 TRY 에 0.12634 09/11/2020	143,821	8,879	0.01
구입 NZD 판매 USD 에 1.52900 09/11/2020	606,467	7,587	0.01
구입 USD 판매 GBP 에 1.33538 09/11/2020	244,076	7,514	0.01
구입 USD 판매 AUD 에 0.72572 09/11/2020	192,787	6,223	0.01
구입 USD 판매 AUD 에 0.73301 09/11/2020	144,947	6,183	0.01
구입 USD 판매 EUR 에 1.18562 09/11/2020	347,932	6,097	0.01
구입 MXN 판매 USD 에 21.99714 09/11/2020	171,413	5,868	0.01
구입 KRW 판매 USD 에 1188.60002 09/11/2020	120,182	5,675	0.01
구입 MXN 판매 USD 에 22.33600 09/11/2020	109,723	5,504	0.01
구입 USD 판매 EUR 에 1.17195 09/11/2020	916,575	5,304	0.01
구입 USD 판매 EUR 에 1.18502 09/11/2020	307,103	5,224	0.00
구입 ILS 판매 USD 에 3.45230 09/11/2020	383,337	4,838	0.00
구입 USD 판매 COP 에 0.00027 09/11/2020	79,594	3,991	0.00
구입 USD 판매 SEK 에 0.11438 09/11/2020	222,360	3,705	0.00
구입 USD 판매 HUF 에 0.00324 09/11/2020	193,513	3,680	0.00
구입 USD 판매 PLN 에 0.26773 09/11/2020	60,287	3,614	0.00
구입 USD 판매 NZD 에 0.66639 09/11/2020	535,364	3,383	0.00
구입 JPY 판매 USD 에 106.05520 09/11/2020	223,461	3,200	0.00
구입 KRW 판매 USD 에 1166.84998 09/11/2020	109,754	3,080	0.00
구입 KRW 판매 USD 에 1162.29002 09/11/2020	121,536	2,922	0.00

현재 투자종목 명세서서 2020년 10월 31일

	기본 노출 USD	미실현 이익 / (손실) USD	% 순자산
구입 USD 판매 NOK 에 0.10729 09/11/2020	122,428	2,829	0.00
구입 USD 판매 PEN 에 0.28083 09/11/2020	186,606	2,783	0.00
구입 MYR 판매 USD 에 4.18400 09/11/2020	422,743	2,677	0.00
구입 USD 판매 HUF 에 0.00327 09/11/2020	85,078	2,557	0.00
구입 USD 판매 SEK 에 0.11390 09/11/2020	193,737	2,405	0.00
구입 USD 판매 EUR 에 1.17989 09/11/2020	186,392	2,350	0.00
구입 USD 판매 EUR 에 1.17495 09/11/2020	272,783	2,282	0.00
구입 USD 판매 PLN 에 0.25723 09/11/2020	117,367	2,156	0.00
구입 JPY 판매 USD 에 105.36174 09/11/2020	269,332	2,071	0.00
구입 USD 판매 CAD 에 0.76056 09/11/2020	148,354	1,890	0.00
구입 USD 판매 BRL 에 0.17687 09/11/2020	118,970	1,749	0.00
구입 JPY 판매 USD 에 105.44720 09/11/2020	195,507	1,663	0.00
구입 GBP 판매 USD 에 0.78470 09/11/2020	98,368	1,631	0.00
구입 USD 판매 EUR 에 1.16830 09/11/2020	607,697	1,614	0.00
구입 USD 판매 GBP 에 1.30396 09/11/2020	243,418	1,590	0.00
구입 USD 판매 EUR 에 1.18228 09/11/2020	104,735	1,535	0.00
구입 USD 판매 AUD 에 0.70493 09/11/2020	532,306	1,447	0.00
구입 CLP 판매 USD 에 784.83001 09/11/2020	90,770	1,344	0.00
구입 THB 판매 USD 에 31.65000 09/11/2020	86,098	1,329	0.00
구입 USD 판매 EUR 에 1.18638 09/11/2020	66,864	1,215	0.00
구입 USD 판매 EUR 에 1.16746 09/11/2020	603,555	1,166	0.00
구입 USD 판매 SEK 에 0.11381 09/11/2020	98,611	1,148	0.00
구입 USD 판매 EUR 에 1.17694 09/11/2020	112,427	1,132	0.00
구입 USD 판매 CAD 에 0.75930 09/11/2020	96,487	1,067	0.00
구입 PHP 판매 USD 에 48.60600 09/11/2020	282,017	1,025	0.00
구입 USD 판매 EUR 에 1.17307 09/11/2020	137,279	927	0.00
구입 PHP 판매 USD 에 48.76600 09/11/2020	123,525	857	0.00
구입 USD 판매 HUF 에 0.00320 09/11/2020	92,017	747	0.00
구입 USD 판매 CAD 에 0.76265 09/11/2020	48,053	746	0.00
구입 USD 판매 AUD 에 0.70454 09/11/2020	316,313	685	0.00
구입 USD 판매 EUR 에 1.17525 09/11/2020	73,965	638	0.00
구입 USD 판매 EUR 에 1.18156 09/11/2020	44,379	623	0.00
구입 USD 판매 CAD 에 0.76042 09/11/2020	49,197	618	0.00
구입 USD 판매 SEK 에 0.11384 09/11/2020	48,334	575	0.00
구입 USD 판매 INR 에 0.01350 09/11/2020	209,405	534	0.00
구입 USD 판매 INR 에 0.01353 09/11/2020	113,922	488	0.00
구입 USD 판매 EUR 에 1.17157 09/11/2020	89,350	488	0.00
구입 USD 판매 NOK 에 0.10832 09/11/2020	12,142	400	0.00
구입 USD 판매 NOK 에 0.10854 09/11/2020	10,917	383	0.00
구입 ZAR 판매 USD 에 16.72602 09/11/2020	12,023	352	0.00
구입 USD 판매 EUR 에 1.18593 09/11/2020	19,527	347	0.00
구입 USD 판매 PEN 에 0.27924 09/11/2020	37,377	343	0.00
구입 COP 판매 USD 에 3873.10006 09/11/2020	143,538	337	0.00
구입 USD 판매 AUD 에 0.73111 09/11/2020	6,426	257	0.00
구입 USD 판매 AUD 에 0.72750 09/11/2020	7,140	249	0.00
구입 JPY 판매 USD 에 105.57200 09/11/2020	25,153	244	0.00
구입 GBP 판매 USD 에 0.77486 09/11/2020	62,261	238	0.00
구입 USD 판매 AUD 에 0.72481 09/11/2020	7,140	221	0.00
구입 USD 판매 RUB 에 0.01261 09/11/2020	109,324	209	0.00
구입 USD 판매 GBP 에 1.30366 09/11/2020	32,236	203	0.00
구입 USD 판매 EUR 에 1.18390 09/11/2020	12,426	199	0.00
구입 NZD 판매 USD 에 1.53280 09/11/2020	12,590	189	0.00
구입 PHP 판매 USD 에 48.48000 09/11/2020	166,562	172	0.00
구입 USD 판매 AUD 에 0.72067 09/11/2020	6,426	161	0.00
구입 USD 판매 EUR 에 1.19079 09/11/2020	5,917	130	0.00
구입 USD 판매 CAD 에 0.75677 09/11/2020	16,018	123	0.00
구입 USD 판매 CAD 에 0.75922 09/11/2020	10,678	117	0.00
구입 GBP 판매 USD 에 0.78313 09/11/2020	7,782	113	0.00
구입 GBP 판매 USD 에 0.77330 09/11/2020	59,759	108	0.00
구입 USD 판매 SEK 에 0.11446 09/11/2020	6,113	106	0.00
구입 USD 판매 NZD 에 0.67130 09/11/2020	7,398	102	0.00
구입 USD 판매 CAD 에 0.76405 09/11/2020	5,721	99	0.00
구입 USD 판매 EUR 에 1.17480 09/11/2020	11,834	97	0.00
구입 GBP 판매 USD 에 0.77312 09/11/2020	61,744	97	0.00
구입 GBP 판매 USD 에 0.78145 09/11/2020	7,798	96	0.00
구입 USD 판매 CZK 에 0.04348 09/11/2020	5,318	91	0.00
구입 USD 판매 NZD 에 0.67274 09/11/2020	5,381	86	0.00
구입 USD 판매 CAD 에 0.75136 09/11/2020	150,261	74	0.00
구입 USD 판매 NZD 에 0.66610 09/11/2020	11,434	67	0.00
구입 NZD 판매 USD 에 1.51784 09/11/2020	11,710	60	0.00
구입 USD 판매 NZD 에 0.66468 09/11/2020	13,451	50	0.00
구입 USD 판매 NZD 에 0.66492 09/11/2020	10,425	43	0.00
구입 USD 판매 EUR 에 1.16561 09/11/2020	117,752	41	0.00
구입 ZAR 판매 USD 에 16.29982 09/11/2020	12,805	39	0.00
구입 NZD 판매 USD 에 1.51486 09/11/2020	11,063	35	0.00
구입 USD 판매 NZD 에 0.66334 09/11/2020	16,142	28	0.00
구입 USD 판매 AUD 에 0.70419 09/11/2020	7,854	13	0.00
구입 USD 판매 MYR 에 0.24099 09/11/2020	5,863	12	0.00
구입 TWD 판매 USD 에 28.57520 09/11/2020	5,776	5	0.00
구입 USD 판매 HKD 에 0.12898 09/11/2020	16,961	4	0.00
구입 SGD 판매 USD 에 1.36600 09/11/2020	6,320	2	0.00
구입 CAD 판매 USD 에 1.33118 09/11/2020	10,682	(3)	(0.00)
구입 USD 판매 INR 에 0.01347 09/11/2020	135,221	(6)	(0.00)
구입 GBP 판매 USD 에 0.77084 09/11/2020	7,247	(10)	(0.00)
구입 NOK 판매 USD 에 9.53118 09/11/2020	22,165	(12)	(0.00)
구입 USD 판매 GBP 에 1.29521 09/11/2020	62,499	(14)	(0.00)
구입 NOK 판매 USD 에 9.52489 09/11/2020	12,582	(15)	(0.00)
구입 MYR 판매 USD 에 4.15200 09/11/2020	10,641	(15)	(0.00)
구입 NOK 판매 USD 에 9.52899 09/11/2020	25,794	(19)	(0.00)
구입 SGD 판매 USD 에 1.36408 09/11/2020	23,082	(26)	(0.00)
구입 USD 판매 MXN 에 0.04671 09/11/2020	5,253	(34)	(0.00)
구입 INR 판매 USD 에 73.69397 09/11/2020	5,230	(39)	(0.00)
구입 USD 판매 CAD 에 0.74790 09/11/2020	10,297	(42)	(0.00)
구입 NZD 판매 USD 에 1.50289 09/11/2020	10,813	(52)	(0.00)
구입 NZD 판매 USD 에 1.50173 09/11/2020	9,468	(53)	(0.00)
구입 CAD 판매 USD 에 1.32650 09/11/2020	14,548	(55)	(0.00)
구입 ILS 판매 USD 에 3.36017 09/11/2020	4,081	(59)	(0.00)
구입 JPY 판매 USD 에 104.53170 09/11/2020	275,041	(69)	(0.00)
구입 COP 판매 USD 에 3845.35005 09/11/2020	15,187	(73)	(0.00)
구입 EUR 판매 USD 에 0.84641 09/11/2020	5,400	(74)	(0.00)
구입 NZD 판매 USD 에 1.48851 09/11/2020	5,459	(78)	(0.00)
구입 INR 판매 USD 에 74.15500 09/11/2020	105,764	(131)	(0.00)
구입 EUR 판매 USD 에 0.85273 09/11/2020	20,843	(133)	(0.00)
구입 USD 판매 ZAR 에 0.06053 09/11/2020	9,000	(148)	(0.00)
구입 BRL 판매 USD 에 5.60200 09/11/2020	6,346	(149)	(0.00)
구입 MYR 판매 USD 에 4.15300 09/11/2020	147,224	(165)	(0.00)
구입 AUD 판매 USD 에 1.40163 09/11/2020	11,594	(170)	(0.00)
구입 USD 판매 GBP 에 1.29102 09/11/2020	50,657	(175)	(0.00)
구입 HUF 판매 USD 에 304.78589 09/11/2020	5,897	(188)	(0.00)
구입 CLP 판매 USD 에 771.62000 09/11/2020	83,159	(189)	(0.00)
구입 USD 판매 ZAR 에 0.06041 09/11/2020	10,781	(197)	(0.00)
구입 AUD 판매 USD 에 1.37121 09/11/2020	5,555	(200)	(0.00)
구입 GBP 판매 USD 에 0.77085 09/11/2020	146,910	(201)	(0.00)
구입 USD 판매 THB 에 0.03194 09/11/2020	45,294	(204)	(0.00)
구입 CAD 판매 USD 에 1.31327 09/11/2020	15,081	(207)	(0.00)
구입 USD 판매 ZAR 에 0.05947 09/11/2020	6,188	(208)	(0.00)
구입 EUR 판매 USD 에 0.84677 09/11/2020	15,593	(208)	(0.00)
구입 EUR 판매 USD 에 0.85393 09/11/2020	44,007	(220)	(0.00)
구입 EUR 판매 USD 에 0.84139 09/11/2020	12,675	(249)	(0.00)
구입 EUR 판매 USD 에 0.84554 09/11/2020	17,417	(257)	(0.00)
구입 EUR 판매 USD 에 0.85427 09/11/2020	58,851	(271)	(0.00)
구입 USD 판매 COP 에 0.00026 09/11/2020	72,048	(277)	(0.00)
구입 EUR 판매 USD 에 0.84747 09/11/2020	22,771	(285)	(0.00)
구입 COP 판매 USD 에 3726.99949 09/11/2020	8,053	(286)	(0.00)
구입 CZK 판매 USD 에 22.17484 09/11/2020	5,611	(293)	(0.00)
구입 CAD 판매 USD 에 1.31125 09/11/2020	20,139	(307)	(0.00)
구입 USD 판매 ILS 에 0.29240 09/11/2020	99,353	(310)	(0.00)
구입 HUF 판매 USD 에 302.72739 09/11/2020	9,272	(356)	(0.00)
구입 EUR 판매 USD 에 0.85159 09/11/2020	49,495	(382)	(0.00)
구입 EUR 판매 USD 에 0.85233 09/11/2020	65,539	(449)	(0.00)
구입 PEN 판매 USD 에 3.59380 09/11/2020	81,534	(456)	(0.00)
구입 EUR 판매 USD 에 0.84275 09/11/2020	26,514	(478)	(0.00)
구입 USD 판매 SEK 에 0.11214 09/11/2020	147,059	(481)	(0.00)
구입 USD 판매 GBP 에 1.29335 09/11/2020	302,628	(502)	(0.00)
구입 CAD 판매 USD 에 1.32638 09/11/2020	147,020	(573)	(0.00)
구입 EUR 판매 USD 에 0.85036 09/11/2020	71,065	(651)	(0.00)
구입 SEK 판매 USD 에 8.85520 09/11/2020	175,255	(657)	(0.00)
구입 EUR 판매 USD 에 0.84681 09/11/2020	49,775	(662)	(0.00)
구입 USD 판매 THB 에 0.03157 09/11/2020	42,133	(672)	(0.00)
구입 GBP 판매 USD 에 0.76605 09/11/2020	98,111	(744)	(0.00)
구입 PLN 판매 USD 에 3.90876 09/11/2020	60,932	(774)	(0.00)
구입 USD 판매 CAD 에 0.74798 09/11/2020	196,025	(786)	(0.00)
구입 GBP 판매 USD 에 0.76360 09/11/2020	76,480	(823)	(0.00)
구입 EUR 판매 USD 에 0.84621 09/11/2020	60,012	(839)	(0.00)
구입 AUD 판매 USD 에 1.39786 09/11/2020	49,044	(847)	(0.00)
구입 USD 판매 PHP 에 0.02061 09/11/2020	574,159	(1,184)	(0.00)
구입 USD 판매 MYR 에 0.24017 09/11/2020	860,000	(1,245)	(0.00)
구입 USD 판매 ILS 에 0.28945 09/11/2020	99,948	(1,319)	(0.00)
구입 RUB 판매 USD 에 77.45872 09/11/2020	56,382	(1,407)	(0.00)
구입 USD 판매 GBP 에 1.28034 09/11/2020	126,972	(1,486)	(0.00)
구입 HUF 판매 USD 에 312.12000 09/11/2020	180,616	(1,555)	(0.00)
구입 PLN 판매 USD 에 3.71648 09/11/2020	25,825	(1,582)	(0.00)
구입 USD 판매 MXN 에 0.04570 09/11/2020	62,413	(1,751)	(0.00)
구입 USD 판매 ZAR 에 0.05928 09/11/2020	53,032	(1,945)	(0.00)
구입 RUB 판매 USD 에 76.59250 09/11/2020	56,370	(2,021)	(0.00)
구입 BRL 판매 USD 에 5.53420 09/11/2020	59,094	(2,088)	(0.00)
구입 GBP 판매 USD 에 0.76517 09/11/2020	273,434	(2,385)	(0.00)
구입 USD 판매 CLP 에 0.00128 09/11/2020	186,763	(2,435)	(0.00)
구입 MYR 판매 USD 에 4.12500 09/11/2020	310,605	(2,441)	(0.00)
구입 PEN 판매 USD 에 3.54070 09/11/2020	145,863	(2,958)	(0.00)
구입 CAD 판매 USD 에 1.30679 09/11/2020	161,271	(3,001)	(0.00)
구입 INR 판매 USD 에 73.61000 09/11/2020	350,732	(3,009)	(0.00)
구입 NOK 판매 USD 에 9.43946 09/11/2020	296,858	(3,011)	(0.00)
구입 USD 판매 GBP 에 1.28636 09/11/2020	446,705	(3,151)	(0.00)
구입 USD 판매 ILS 에 0.28841 09/11/2020	192,896	(3,230)	(0.00)
구입 USD 판매 CAD 에 0.74804 09/11/2020	841,308	(3,311)	(0.00)
구입 BRL 판매 USD 에 5.38881 09/11/2020	59,369	(3,602)	(0.00)
구입 HUF 판매 USD 에 300.62409 09/11/2020	82,163	(3,708)	(0.00)
구입 USD 판매 NZD 에 0.65702 09/11/2020	487,612	(3,816)	(0.00)
구입 SEK 판매 USD 에 8.66836 09/11/2020	158,469	(3,925)	(0.00)

현재 투자종목 명세서서 2020년 10월 31일

	기본 노출 USD	미실현 이익 / (손실) USD	% 순자산
구입 USD 판매 JPY 에 0.00941 09/11/2020	253,845	(4,042)	(0.00)
구입 EUR 판매 USD 에 0.84768 09/11/2020	338,480	(4,158)	(0.00)
구입 USD 판매 ZAR 에 0.05896 09/11/2020	100,846	(4,233)	(0.00)
구입 HUF 판매 USD 에 301.37600 09/11/2020	102,866	(4,396)	(0.00)
구입 CAD 판매 USD 에 1.31638 09/11/2020	391,562	(4,469)	(0.00)
구입 EUR 판매 USD 에 0.83998 09/11/2020	226,714	(4,819)	(0.00)
구입 PLN 판매 USD 에 3.76045 09/11/2020	98,177	(4,925)	(0.00)
구입 NZD 판매 USD 에 1.49108 09/11/2020	393,024	(4,952)	(0.00)
구입 TRY 판매 USD 에 7.78450 09/11/2020	78,217	(5,763)	(0.01)
구입 USD 판매 ZAR 에 0.05862 09/11/2020	123,503	(5,848)	(0.01)
구입 USD 판매 KRW 에 0.00085 09/11/2020	170,193	(6,002)	(0.01)
구입 TRY 판매 USD 에 7.74410 09/11/2020	77,445	(6,078)	(0.01)
구입 AUD 판매 USD 에 1.38573 09/11/2020	275,950	(7,119)	(0.01)
구입 USD 판매 JPY 에 0.00947 09/11/2020	744,896	(7,238)	(0.01)
구입 NOK 판매 USD 에 8.97710 09/11/2020	124,452	(7,296)	(0.01)
구입 USD 판매 TWD 에 0.03433 09/11/2020	435,096	(8,668)	(0.01)
구입 USD 판매 KRW 에 0.00084 09/11/2020	208,318	(9,089)	(0.01)
구입 AUD 판매 USD 에 1.40235 09/11/2020	644,583	(9,101)	(0.01)
구입 USD 판매 TWD 에 0.03425 09/11/2020	450,394	(9,956)	(0.01)
구입 USD 판매 MXN 에 0.04470 09/11/2020	224,843	(11,061)	(0.01)
구입 AUD 판매 USD 에 1.39000 09/11/2020	487,365	(11,111)	(0.01)
구입 NZD 판매 USD 에 1.47888 09/11/2020	671,660	(13,888)	(0.01)
구입 USD 판매 IDR 에 0.00007 09/11/2020	621,892	(13,959)	(0.01)
구입 NOK 판매 USD 에 8.99874 09/11/2020	250,957	(14,143)	(0.01)
구입 NOK 판매 USD 에 9.28964 09/11/2020	880,065	(22,752)	(0.02)
		(6,588)	(0.01)

A-ACC 주식 (EUR) (EUR/USD 헤지)

구입 EUR 판매 USD 에 0.85324 24/11/2020	26,783,176	(146,553)	(0.14)
		(146,553)	(0.14)

I-ACC 주식 (EUR) (EUR/USD 헤지)

구입 EUR 판매 USD 에 0.85324 24/11/2020	108,996	(596)	(0.00)
		(596)	(0.00)

I-ACC 주식 (GBP) (GBP/USD 헤지)

구입 GBP 판매 USD 에 0.77325 24/11/2020	104,106	192	0.00
		192	0.00

W-ACC 주식 (GBP) (GBP/USD 헤지)

구입 GBP 판매 USD 에 0.77325 24/11/2020	228,256	420	0.00
		420	0.00

Y-ACC 주식 (EUR) (EUR/USD 헤지)

구입 EUR 판매 USD 에 0.85324 24/11/2020	26,969,055	(147,570)	(0.14)
		(147,570)	(0.14)

선물

	CCY	기본 노출	미실현 이익 / (손실) USD	% 순자산
US Ultra Bond Future 21/12/2020	USD	(218,460)	2,664	0.00
Euro-Schatz Bond Future 08/12/2020	EUR	285,563	668	0.00
미국 10 년 Ultra Bond Future 21/12/2020	USD	(79,879)	650	0.00
Long Gilt Bond Future 29/12/2020	GBP	344,509	(186)	(0.00)
US Treasury Note 5 Year Bond Future 31/12/2020	USD	63,784	(318)	(0.00)
Short Euro-BTP Bond Future 08/12/2020	EUR	(115,480)	(924)	(0.00)
Canadian 10 Year Bond Future 18/12/2020	CAD	383,662	(1,531)	(0.00)
호주 10 년 Bond Future 15/12/2020	AUD	606,678	(1,653)	(0.00)
Euro-Bobl Bond Future 08/12/2020	EUR	(620,984)	(1,789)	(0.00)
Euro-OAT Bond Future 08/12/2020	EUR	(431,931)	(1,995)	(0.00)
Euro-BTP Bond Future 08/12/2020	EUR	(455,794)	(3,706)	(0.00)
Euro Buxl 30 Year Bond Future 08/12/2020	EUR	(348,511)	(4,027)	(0.00)
US Treasury Note 10 Year Bond Future 21/12/2020	USD	842,387	(4,798)	(0.00)
Euro-Bund Bond Future 08/12/2020	EUR	(2,057,430)	(13,682)	(0.01)
			(30,627)	(0.03)

금리 스왑

	CCY	기본 노출	미실현 이익 / (손실) USD	% 순자산
Receive fixed 7.745% pay float. (3m JIBAR) 19/11/2029	ZAR	5,332,169	23,474	0.02
Receive fixed 1.0872% pay float. (6m AUD BB) 27/03/2030	AUD	406,261	9,552	0.01
Receive fixed 1.301% pay float. (3m Korean CD) 21/11/2029	KRW	494,317,465	8,233	0.01
Receive fixed 1.5275% pay float. (3m HIBOR) 24/02/2030	HKD	1,066,434	7,897	0.01
Receive fixed 2.925% pay float. (6m CLP) 18/12/2029	CLP	98,619,737	7,427	0.01
Receive fixed 1.875% pay float. (3m HIBOR) 21/11/2029	HKD	624,626	7,087	0.01
Receive fixed 7.375% pay float. (3m JIBAR) 21/02/2030	ZAR	2,031,303	4,949	0.00
Receive fixed 0.1897% pay float. (6m CHF LIBOR) 18/11/2029	CHF	177,739	3,904	0.00
Receive fixed 3.255% pay float. (6m CLP) 25/02/2030	CLP	34,430,577	3,815	0.00
Receive fixed 0.9117% pay float. (6m AUD BB) 01/05/2030	AUD	253,913	2,962	0.00
Pay fixed 1.36% receive float. (6m HUF LIBOR) 21/11/2029	HUF	29,453,886	1,912	0.00
Receive fixed 0.0633% pay float. (6m JPY LIBOR) 18/11/2029	JPY	72,872,977	1,866	0.00
Receive fixed 7.27% pay float. (3m JIBAR) 20/05/2030	ZAR	1,066,434	1,748	0.00
Pay fixed 1.45% receive float. (6m HUF LIBOR) 25/05/2030	HUF	26,843,663	1,482	0.00
Receive fixed 0.8077% pay float. (6m AUD BB) 17/07/2030	AUD	355,478	1,295	0.00
Receive fixed 7.15% pay float. (3m JIBAR) 22/05/2030	ZAR	1,066,434	1,160	0.00
Pay fixed 0.675% receive float. (3m ILS) 07/10/2030	ILS	761,738	823	0.00
Pay fixed 1.46% receive float. (6m HUF LIBOR) 22/05/2030	HUF	13,457,379	699	0.00
Pay fixed 1.57% receive float. (6m HUF LIBOR) 28/05/2030	HUF	27,087,419	579	0.00
Pay fixed 0.5063% receive float. (3m NZ) 06/10/2030	NZD	863,304	460	0.00
Receive fixed 0.3598% pay float. (3m STIBOR) 26/05/2030	SEK	406,261	379	0.00
Receive fixed 0.3103% pay float. (3m STIBOR) 06/10/2030	SEK	1,625,042	346	0.00
Pay fixed 0.5103% receive float. (3m NZ) 13/10/2030	NZD	761,738	267	0.00
Receive fixed -0.35% pay float. (6m CHF LIBOR) 06/10/2030	CHF	304,695	256	0.00
Pay fixed 1.62% receive float. (6m HUF LIBOR) 29/05/2030	HUF	32,246,927	234	0.00
Receive fixed 0.852% pay float. (6m CZK PRIBOR) 20/07/2030	CZK	3,300,867	224	0.00
Receive fixed 1.0925% pay float. (3m Korean CD) 25/02/2030	KRW	250,815,077	68	0.00
Receive fixed 7.03% pay float. (3m JIBAR) 05/10/2030	ZAR	12,543,293	(73)	(0.00)
Pay fixed 4.29% receive float. (1d CLP) 05/06/2030	COP	76,689,287	(97)	(0.00)
Pay fixed 0.063% receive float. (6m JPY LIBOR) 25/03/2030	JPY	15,234,769	(293)	(0.00)
Receive fixed 0.81% pay float. (6m CZK PRIBOR) 23/07/2030	CZK	3,300,867	(341)	(0.00)
Receive fixed 1.0975% pay float. (3m Korean CD) 07/10/2030	KRW	799,723,796	(397)	(0.00)
Receive fixed 0.915% pay float. (3m HIBOR) 06/10/2030	HKD	2,183,650	(472)	(0.00)
Pay fixed 2.295% receive float. (3m KLIBOR) 06/10/2030	MYR	1,218,782	(612)	(0.00)
Pay fixed 4.325% receive float. (1d CLP) 26/05/2030	COP	376,806,615	(782)	(0.00)
Receive fixed 0.2253% pay float. (3m STIBOR) 16/03/2030	SEK	2,183,650	(859)	(0.00)
Receive fixed 0.82% pay float. (6m CZK PRIBOR) 07/10/2030	CZK	8,277,558	(946)	(0.00)
Pay fixed 1.885% receive float. (6m HUF LIBOR) 25/02/2030	HUF	14,168,335	(1,051)	(0.00)
Pay fixed 4.36% receive float. (1d CLP) 22/05/2030	COP	376,806,615	(1,078)	(0.00)
Pay fixed 4.58% receive float. (1d CLP) 09/06/2030	COP	182,969,573	(1,331)	(0.00)
Receive fixed 6.56% pay float. (12m BRACETIP) 02/01/2025	BRL	1,371,129	(1,439)	(0.00)
Receive fixed 1.1% pay float. (6m THBFIX) 08/10/2030	THB	9,394,774	(1,637)	(0.00)
Pay fixed 4.57% receive float. (1d CLP) 08/06/2030	COP	289,199,077	(2,044)	(0.00)
Receive fixed 2.22% pay float. (6m CLP) 07/10/2030	CLP	133,913,618	(2,062)	(0.00)
Receive fixed 1.045% pay float. (6m THBFIX) 07/07/2030	THB	6,906,429	(2,130)	(0.00)
Pay fixed 0.892% receive float. (6m SIBOR) 08/10/2030	SGD	710,956	(2,143)	(0.00)
Receive fixed 0.7487% pay float. (6m AUD BB) 06/10/2030	AUD	1,371,129	(2,231)	(0.00)
Pay fixed 2.86% receive float. (3m KLIBOR) 18/02/2030	MYR	203,130	(2,413)	(0.00)
Pay fixed -0.2058% receive float. (6m EURIBOR) 09/03/2030	EUR	253,913	(2,743)	(0.00)
Pay fixed 1.73% receive float. (6m HUF LIBOR) 07/10/2030	HUF	202,216,164	(3,303)	(0.00)
Pay fixed -0.0983% receive float. (6m EURIBOR) 24/02/2030	EUR	152,348	(3,488)	(0.00)
Pay fixed 0.94% receive float. (3m ILS) 21/11/2029	ILS	507,826	(3,970)	(0.00)
Pay fixed 1.474% receive float. (6m SIBOR) 26/02/2030	SGD	101,565	(4,416)	(0.00)
Pay fixed 0.7323% receive float. (3m NZ) 20/07/2030	NZD	304,695	(4,594)	(0.00)
Pay fixed 4.41% receive float. (1d CLP) 07/10/2030	COP	1,806,640,448	(4,767)	(0.00)
Receive fixed 1.1808% pay float. (3m USD LIBOR) 07/10/2050	USD	172,661	(4,985)	(0.00)
Receive fixed 5.48% pay float. (12m BRACETIP) 02/01/2025	BRL	964,869	(5,182)	(0.00)
Pay fixed 1.24% receive float. (6m SIBOR) 09/04/2030	SGD	203,130	(5,680)	(0.01)
Pay fixed -0.1578% receive float. (6m EURIBOR) 18/05/2030	EUR	406,261	(6,288)	(0.01)
Receive fixed 1.0218% pay float. (3m CDOR) 02/10/2030	CAD	812,521	(6,541)	(0.01)
Pay fixed -0.2418% receive float. (6m EURIBOR) 06/10/2030	EUR	1,878,955	(7,509)	(0.01)
Pay fixed 1.4328% receive float. (6m JPY LIBOR) 24/02/2030	NZD	152,348	(9,115)	(0.01)
Pay fixed 0.1047% receive float. (6m EURIBOR) 24/03/2030	EUR	203,130	(9,251)	(0.01)
Receive fixed 0.97% pay float. (3m CDOR) 16/07/2030	CAD	1,167,999	(12,387)	(0.01)
Pay fixed 1.6375% receive float. (6m SIBOR) 22/11/2029	SGD	304,695	(16,399)	(0.02)
Pay fixed 3.285% receive float. (3m KLIBOR) 03/12/2029	MYR	964,869	(19,155)	(0.02)
Pay fixed -0.0133% receive float. (6m EURIBOR) 27/04/2030	EUR	609,391	(19,618)	(0.02)
Pay fixed 0.0717% receive float. (6m EURIBOR) 18/11/2029	EUR	558,608	(23,443)	(0.02)
Pay fixed 1.52% receive float. (3m NZ) 18/11/2029	NZD	558,608	(36,080)	(0.03)
			(140,247)	(0.13)

옵션

	CCY	Contracts	시가(USD)	% 순자산
구입 풋 S&P 500 Composite 지수 3200 18/12/2020	USD	6	81,846	0.08
구입 풋 S&P 500 Composite 지수 3200 20/11/2020	USD	5	44,600	0.04
구입 풋 Rackspace Tech 15 19/02/2021	USD	200	37,000	0.04
구입 풋 Cloudera 10 15/01/2021	USD	175	24,150	0.02
구입 풋 Telephone & Data Systems 17.5 19/12/2021	USD	100	22,200	0.02
구입 풋 Valeant Pharmaceuticals (US) 16/04/2021	USD	152	21,356	0.02
구입 풋 Marathon Petroleum 27.5 16/04/2021	USD	50	21,000	0.02
구입 풋 Barrick Gold Us 25 19/03/2021	USD	100	19,700	0.02
구입 풋 Vodafone Group Adr 13 15/01/2021	USD	200	18,300	0.02
Purchased Call SPX Volatility Index 30 18/11/2020	USD	25	17,250	0.02
Purchased Call SPX Volatility Index 32.5 20/01/2021	USD	25	14,750	0.01

현재 투자종목 명세서서 2020년 10월 31일

	CCY	Contracts	시가(USD)	% 순자산
Purchased Call Analog Devices 130 15/01/2021	USD	40	10,300	0.01
구입 풋 Cloudera 10 19/02/2021	USD	50	8,375	0.01
구입 풋 Pfizer 31 19/03/2021	USD	50	6,950	0.01
구입 풋 Kansas City Southern 165 15/01/2021	USD	10	6,950	0.01
구입 풋 United States Steel 7 15/01/2021	USD	175	5,950	0.01
구입 풋 Uber Technologies 28 15/01/2021	USD	40	5,520	0.01
구입 풋 Fitbit A 5 1/01/2021	USD	500	5,000	0.00
Purchased Call Pioneer Natural Resources 100 19/03/2021	USD	10	4,750	0.00
구입 풋 Southern Copper (US) 40 19/03/2021	USD	30	4,500	0.00
Purchased Call Conocophillips 40 19/02/2021	USD	100	4,450	0.00
구입 풋 Tenneco 8 15/01/2021	USD	30	4,125	0.00
구입 풋 Cnx Resources 9 16/04/2021	USD	30	4,125	0.00
구입 풋 Cloudera 7.5 15/01/2021	USD	60	2,520	0.00
구입 풋 Kaiser Alum 40 18/12/2020	USD	66	1,980	0.00
구입 풋 Amag Pharmaceuticals 13 15/01/2021	USD	60	1,500	0.00
Purchased Call Merck New 90 15/01/2021	USD	50	1,450	0.00
구입 풋 Uber Technologies 15 /01/2021	USD	175	1,225	0.00
구입 풋 Altice (US) 20 15/01/21	USD	60	900	0.00
구입 풋 Delphi Technologies 10 15/01/2021	USD	100	753	0.00
구입 풋 Varian Medical Systems 170 20/11/2020	USD	5	65	0.00
글 전화 Palo Alto Networks 260 18/12/2020	USD	(5)	(1,280)	(0.00)
글 올리기 United States Steel 5 1/01/2021	USD	(175)	(1,663)	(0.00)
글 전화 Rackspace Tech 25 19/02/2021	USD	(50)	(2,500)	(0.00)
글 전화 Valeant Pharmaceuticals (US) 16/04/2021	USD	(100)	(13,200)	(0.01)
			384,897	**0.37**

총 수익 스왑

				% 순자산
Pay iBoxx USD Liq. IG receive 3m USD LIBOR 20/03/2021	USD	1,117,216	588	0.00
Pay iBoxx EUR Liq. HY receive 3m EURIBOR 20/03/2021	EUR	1,015,651	(1,856)	(0.00)
Pay iBoxx USD Liq. IG receive 3m EURIBOR 20/12/2020	USD	1,117,216	(8,631)	(0.01)
Pay iBoxx EUR Corporates receive 3m EURIBOR 22/03/2021	EUR	1,015,651	(10,769)	(0.01)
Pay iBoxx EUR Corporates receive 3m EURIBOR 20/12/2020	EUR	1,015,651	(49,314)	(0.05)
Pay iBoxx EUR Liq. HY receive 3m EURIBOR 20/12/2020	EUR	1,015,651	(82,622)	(0.08)
			(152,604)	**(0.15)**

하룻밤 지수 스왑

	CCY	기본 노출	미실현 이익 / (손실) USD	% 순자산
Receive fixed 0.1467% pay float. (1d SONIA) 02/10/2030	GBP	406,261	(2,293)	(0.00)
Receive fixed 0.1098% pay float. (1d SONIA) 17/09/2030	GBP	396,104	(4,019)	(0.00)
			(6,312)	**(0.01)**
기타 자산 및 부채			9,067,032	8.64
순자산			**104,922,052**	**100.00**

지역별 배분

국가	국가 코드	% 순자산
미국	US	75.06
영국	GB	2.40
파나마	PA	2.14
마샬 군도	MH	1.26
캐나다	CA	1.22
버뮤다	BM	1.06
룩셈부르크	LU	0.89
네덜란드	NL	0.85
프랑스	FR	0.83
이탈리아	IT	0.81
케이맨 제도	KY	0.77
초 국가	SU	0.33
터키	TR	0.30
독일	DE	0.28
라이베리아	LR	0.27
스웨덴	SE	0.20
스위스	CH	0.16
아일랜드	IE	0.15
스페인	ES	0.10
요르단	JO	0.07
핀란드	FI	0.06
일본	JP	0.06
노르웨이	NO	0.06
루마니아	RO	0.05
현금 및 기타 순자산		10.70

Fidelity Funds

Institutional Emerging Markets Equity Fund

현재 투자종목 명세서서 2020년 10월 31일

공인된 주식 또는 공식 증권거래소에서 거래됨

	국가 코드	CCY	주식 또는 명목	시가(USD)	% 순자산
소재					
Sibanye Stillwater	ZA	ZAR	4,794,715	13,856,729	1.70
Harmony Gold Mining	ZA	ZAR	1,255,476	6,165,760	0.76
				20,022,489	2.46
산업재					
Sany Heavy Industry (A)	CN	CNY	3,762,918	14,611,240	1.79
Techtronic Industries	HK	HKD	861,494	11,586,873	1.42
Weichai Power (A)	CN	CNY	3,460,358	7,825,224	0.96
Sany Heavy Industry (A)	CN	CNY	727,226	2,823,787	0.35
Weichai Power (A)	CN	CNY	208,878	472,354	0.06
				37,319,478	4.58
정보 기술					
Taiwan Semiconductor Manufacturing	TW	TWD	4,647,873	70,287,823	8.63
Samsung Electronics	KR	KRW	1,077,915	54,158,119	6.65
Tencent Holdings	CN	HKD	504,107	38,438,090	4.72
Infosys	IN	INR	1,243,887	17,771,224	2.18
SK Hynix	KR	KRW	236,000	16,737,694	2.06
MediaTek	TW	TWD	294,083	7,000,423	0.86
Infosys ADR	IN	USD	261,534	3,700,710	0.45
Silergy	CN	TWD	12,021	741,815	0.09
				208,835,898	25.65
소비재					
Alibaba Group Holding ADR	CN	USD	267,199	81,135,026	9.96
Naspers	ZA	ZAR	206,611	40,222,437	4.94
Zhongsheng Group Holdings	CN	HKD	4,827,148	34,412,275	4.23
Midea Group (A)	CN	CNY	1,746,100	20,362,286	2.50
adidas	DE	EUR	58,595	17,407,986	2.14
ANTA Sports Products	CN	HKD	1,511,371	16,751,359	2.06
Midea Group	CN	CNY	841,596	9,814,343	1.21
New Oriental Education & Technology Group ADR	CN	USD	48,525	7,795,479	0.96
DouYu International Holdings ADR	CN	USD	480,728	7,237,366	0.89
HUYA ADR	CN	USD	256,657	5,638,764	0.69
Baozun ADR	CN	USD	111,814	4,103,586	0.50
Baozun	CN	HKD	259,084	3,120,274	0.38
MakeMyTrip	IN	USD	138,635	2,557,817	0.31
Wuhu Sanqi Interactive Entertainment	CN	CNY	487,351	2,159,789	0.27
				252,718,787	31.04
소비재					
China Mengniu Dairy	HK	HKD	8,570,493	40,374,653	4.96
Kweichow Moutai	CN	CNY	44,870	11,202,123	1.38
CP ALL	TH	THB	2,987,505	5,142,765	0.63
Nongfu Spring	CN	HKD	888,261	4,066,060	0.50
Kweichow Moutai (A)	CN	CNY	15,516	3,873,787	0.48
				64,659,388	7.94
건강					
Innovent Biologics	CN	HKD	941,025	6,976,421	0.86
				6,976,421	0.86
금융					
HDFC Bank	IN	INR	2,370,868	37,865,447	4.65
AIA Group	HK	HKD	3,064,842	29,172,174	3.58
Sberbank of Russia Perpetual (Pref'd)	RU	USD	5,830,511	14,191,370	1.74
Chailease Holding	TW	TWD	2,111,971	10,286,713	1.26
Bank Central Asia	ID	IDR	5,044,636	9,925,405	1.22
HDFC Standard Life Insurance	IN	INR	817,093	6,496,188	0.80
ICICI Lombard General Insurance	IN	INR	342,777	5,708,134	0.70
Axis Bank	IN	INR	680,157	4,508,548	0.55
Bajaj Finance	IN	INR	91,196	4,072,289	0.50
Housing Development Finance	IN	INR	145,554	3,780,734	0.46
Noah Holdings ADR	CN	USD	95,708	2,512,341	0.31
HDFC Bank ADR	IN	USD	16,155	921,475	0.11
				129,440,818	15.90
개방형 펀드					
Fidelity ILF - The US Dollar Fund - A-ACC-USD	IE	USD	554	10,070,332	1.24
				10,070,332	1.24
주식 연계 채권					
HSBC (Kweichow Moutai (A)) ELN 12/04/2024	CN	USD	31,898	7,963,600	0.98
HSBC (Weichai Power (A)) ELN 07/05/2021	CN	USD	1,359,185	3,073,644	0.38
HSBC (Wuhu Sanqi IA Ent (A)) ELN 16/09/2021	CN	USD	64,062	283,904	0.03
				11,321,148	1.39

증권 자격 취득 또는 기타 통제 된 시장 에서 죽음을 맞게

	국가 코드	CCY	주식 또는 명목	시가(USD)	% 순자산
소재					
Grupo Mexico	MX	MXN	4,862,796	13,804,803	1.70
PhosAgro GDR	RU	USD	417,370	4,808,098	0.59
Novolipetsk Steel GDR	RU	USD	181,330	4,214,100	0.52
				22,827,001	2.80
산업재					
Localiza Rent a Car	BR	BRL	1,194,779	12,774,421	1.57
				12,774,421	1.57
소비재					
X5 Retail Group GDR	RU	USD	168,755	5,930,056	0.73
				5,930,056	0.73
금융					
Grupo Financiero Banorte	MX	MXN	1,763,224	7,751,382	0.95
TCS Group Holding GDR	CY	USD	301,648	7,209,384	0.89
Kaspi KZ	KZ	USD	159,199	6,837,613	0.84
				21,798,379	2.68
주식 연계 채권					
UBS (Midea Group (A)) ELN 16/11/2020	CN	USD	105,008	1,224,555	0.15
HSBC (Midea Group (A)) ELN 23/11/2020	CN	USD	43,805	510,835	0.06
				1,735,390	0.21
단주				(2)	(0.00)
총 투자 (비용 USD 563,429,542)				806,430,004	99.04
기타 자산 및 부채				7,775,795	0.96
순자산				814,205,799	100.00

지역별 배분

국가	국가 코드	% 순자산
중국	CN	36.74
대만	TW	10.76
인도	IN	10.73
홍콩	HK	9.96
한국	KR	8.71
남아프리카 공화국	ZA	7.40
러시아	RU	3.58
멕시코	MX	2.65
독일	DE	2.14
브라질	BR	1.57
아일랜드	IE	1.24
인도네시아	ID	1.22
키프로스	CY	0.89
카자흐스탄	KZ	0.84
태국	TH	0.63
현금 및 기타 순자산		0.96

별첨 재무제표에 대한 주석은 본 재무제표의 중요한 일부입니다. 투자종목 명세서 및 지역별 배분의 순자산 비율은 반올림되었습니다.

Fidelity Funds

Institutional Euro Blue Chip Fund [4]

현재 투자종목 명세서서 2020년 10월 31일

	국가 코드	CCY	주식 또는 명목	시장 가격 EUR	% 순자산
공인된 주식 또는 공식 증권거래소에서 거래됨					
에너지					
Galp Energia SGPS	PT	EUR	49,152	341,800	1.27
				341,800	1.27
유틸리티					
Enel	IT	EUR	160,951	1,099,939	4.09
RWE	DE	EUR	32,638	1,037,558	3.86
				2,137,497	7.95
소재					
Linde	GB	EUR	3,624	682,073	2.54
Arkema	FR	EUR	7,238	608,608	2.26
				1,290,681	4.80
산업재					
Siemens	DE	EUR	12,246	1,233,206	4.59
Safran	FR	EUR	8,106	733,740	2.73
Varta	DE	EUR	5,471	588,670	2.19
				2,555,616	9.50
정보 기술					
Infineon Technologies	DE	EUR	50,028	1,195,675	4.45
SAP	DE	EUR	11,967	1,094,882	4.07
NXP Semiconductors	NL	USD	7,498	862,933	3.21
Software	DE	EUR	23,458	721,581	2.68
				3,875,071	14.41
소비재					
Prosus	NL	EUR	12,015	1,030,684	3.83
Porsche Automobil Holding Perpetual (Pref'd)	DE	EUR	18,253	839,651	3.12
Takeaway.com	NL	EUR	8,521	813,946	3.03
Kering	FR	EUR	1,546	801,568	2.98
Naspers	ZA	ZAR	2,994	500,280	1.86
				3,986,129	14.82
소비재					
Unilever	GB	EUR	21,178	1,028,183	3.82
				1,028,183	3.82
건강					
Sanofi	FR	EUR	15,220	1,177,606	4.38
MorphoSys	DE	EUR	7,532	659,525	2.45
Qiagen	NL	EUR	16,050	654,338	2.43
Evotec	DE	EUR	28,718	651,326	2.42
DiaSorin	IT	EUR	3,455	651,207	2.42
Grifols ADR	ES	USD	44,392	638,230	2.37
				4,432,232	16.48
금융					
Allianz	DE	EUR	4,692	708,822	2.64
Deutsche Boerse	DE	EUR	5,608	708,600	2.63
AXA	FR	EUR	50,264	693,640	2.58
Hannover Rueck	DE	EUR	5,354	667,689	2.48
NN Group	NL	EUR	21,741	650,934	2.42
				3,429,685	12.75
부동산					
Vonovia	DE	EUR	18,867	1,034,283	3.85
				1,034,283	3.85
개방형 펀드					
Fidelity ILF - The Euro Fund - A-ACC-EUR	IE	EUR	47	645,790	2.40
				645,790	2.40
커뮤니케이션 서비스					
Infrastrutture Wireless Italiane	IT	EUR	64,318	596,871	2.22
				596,871	2.22
증권 자격 취득 또는 기타 통제 된 시장 에서 죽음을 맞게					
산업재					
Ryanair Holdings	IE	EUR	70,579	834,597	3.10
				834,597	3.10
커뮤니케이션 서비스					
Cellnex Telecom	ES	EUR	23,261	1,282,121	4.77
				1,282,121	4.77
총 투자 (비용 EUR 27,174,218)				27,470,556	102.14

	CCY	기본 노출	미실현 이익 / (손실) EUR	% 순자산
선물				
Euro Stoxx 50 Index Future 18/12/2020	EUR	21,443	(1,000)	(0.00)
			(1,000)	(0.00)
기타 자산 및 부채			(574,371)	(2.14)
순자산			26,895,185	100.00

지역별 배분

국가	국가 코드	% 순자산
독일	DE	41.43
프랑스	FR	14.93
네덜란드	NL	14.92
이탈리아	IT	8.73
스페인	ES	7.14
영국	GB	6.36
아일랜드	IE	5.50
남아프리카 공화국	ZA	1.86
포르투갈	PT	1.27
현금 및 기타 순 부채		(2.14)

전체 주식 목록은 6페이지에 나와 있습니다.
별첨 재무제표에 대한 주석은 본 재무제표의 중요한 일부입니다. 투자종목 명세서 및 지역별 배분의 순자산 비율은 반올림되었습니다.

Fidelity Funds

Institutional European Larger Companies Fund [3,4,5]

현재 투자종목 명세서서 2020년 10월 31일

	국가 코드	CCY	주식 또는 명목	시장 가격 EUR	% 순자산
공인된 주식 또는 공식 증권거래소에서 거래됨					
에너지					
Royal Dutch Shell (B)	NL	GBP	1,081,294	11,169,548	2.10
John Wood Group	GB	GBP	2,245,018	5,294,642	1.00
Equinor	NO	NOK	480,838	5,247,791	0.99
Royal Dutch Shell (A) (NL)	NL	EUR	169,445	1,844,239	0.35
				23,556,220	4.43
유틸리티					
National Grid	GB	GBP	1,426,595	14,577,811	2.74
Engie	FR	EUR	730,733	7,588,662	1.43
				22,166,473	4.17
소재					
Arcelormittal	LU	EUR	582,627	6,788,770	1.28
				6,788,770	1.28
산업재					
Wolters Kluwer	NL	EUR	262,667	18,276,370	3.43
SKF	SE	SEK	854,578	15,034,802	2.83
Siemens	DE	EUR	104,297	10,502,708	1.97
Meggitt	GB	GBP	2,252,969	6,846,537	1.29
RELX	GB	EUR	170,405	2,897,737	0.54
Wizz Air Holdings	CH	GBP	81,098	2,880,190	0.54
Siemens Energy	DE	EUR	25,721	483,555	0.09
				56,921,899	10.70
정보 기술					
SAP	DE	EUR	231,767	21,204,363	3.98
Capgemini	FR	EUR	107,168	10,624,636	2.00
Sage Group	GB	GBP	1,226,963	8,671,444	1.63
				40,500,443	7.61
소비재					
Publicis Groupe	FR	EUR	652,239	19,436,722	3.65
Prosus	NL	EUR	144,582	12,402,244	2.33
Takeaway.com	NL	EUR	108,056	10,321,509	1.94
Puma	DE	EUR	126,952	9,526,478	1.79
EssilorLuxottica	FR	EUR	26,474	2,811,539	0.53
				54,498,492	10.24
소비재					
Beiersdorf	DE	EUR	170,414	15,320,219	2.88
Unilever	GB	EUR	315,225	15,304,174	2.88
British American Tobacco	GB	GBP	445,778	12,134,060	2.28
Nestle	CH	CHF	116,834	11,284,163	2.12
L'Oreal	FR	EUR	39,840	11,063,568	2.08
Associated British Foods	GB	GBP	529,349	9,991,437	1.88
Swedish Match	SE	SEK	153,224	9,921,743	1.86
Imperial Brands	GB	GBP	717,608	9,766,631	1.84
Unilever	GB	GBP	176,451	8,640,672	1.62
Koninklijke Ahold Delhaize	NL	EUR	228,778	5,396,873	1.01
Tesco	GB	GBP	1,974,941	4,512,758	0.85
Coca-Cola European Partners	GB	USD	134,057	4,087,125	0.77
				117,423,423	22.07
건강					
Roche Holding	CH	CHF	95,663	26,414,309	4.96
Sanofi	FR	EUR	339,944	26,301,467	4.94
Koninklijke Philips	NL	EUR	449,315	17,916,436	3.37
Fresenius Medical Care	DE	EUR	240,019	15,740,446	2.96
Novo Nordisk	DK	DKK	111,283	6,137,722	1.15
Bayer	DE	EUR	98,175	3,962,343	0.74
Grifols ADR	ES	USD	216,914	3,118,587	0.59
Sonova Holding	CH	CHF	12,536	2,554,228	0.48
				102,145,538	19.20
금융					
Legal & General Group	GB	GBP	6,792,980	13,958,489	2.62
Prudential	GB	GBP	1,117,332	11,713,263	2.20
AXA	FR	EUR	830,983	11,467,565	2.16
DNB	NO	NOK	780,474	9,041,344	1.70
Barclays	GB	GBP	6,703,509	7,942,779	1.49
ABN AMRO Group	NL	EUR	942,396	6,640,122	1.25
Muenchener Rueckversicherungs-Gesellschaft	DE	EUR	28,986	5,820,389	1.09
				66,583,951	12.51
개방형 펀드					
Fidelity ILF - The Euro Fund - A-ACC-EUR	IE	EUR	1,245	17,149,202	3.22
				17,149,202	3.22
커뮤니케이션 서비스					
Swisscom	CH	CHF	7,333	3,203,233	0.60
				3,203,233	0.60
증권 자격 취득 또는 기타 통제 된 시장 에서 죽음을 맞게					
산업재					
Ryanair Holdings	IE	EUR	247,686	2,928,887	0.55
Ferrovial	ES	EUR	153,947	2,859,566	0.54
				5,788,453	1.09
정보 기술					
Amadeus IT Group	ES	EUR	29,671	1,216,214	0.23
				1,216,214	0.23
소비재					
Industria de Diseno Textil	ES	EUR	457,340	9,691,035	1.82
				9,691,035	1.82
단주				1	0.00
총 투자 (비용 EUR 611,118,471)				527,633,347	99.16

	CCY	기본 노출	미실현 이익 / (손실) EUR	% 순자산
선물				
FTSE 100 Index Future 18/12/2020	GBP	2,392,305	(37,811)	(0.01)
Euro Stoxx 50 Index Future 18/12/2020	EUR	3,947,640	(137,541)	(0.03)
			(175,352)	(0.03)
기타 자산 및 부채			4,664,480	0.88
순자산			532,122,475	100.00

지역별 배분

국가	국가 코드	% 순자산
영국	GB	25.62
프랑스	FR	16.78
네덜란드	NL	15.78
독일	DE	15.52
스위스	CH	8.71
스웨덴	SE	4.69
아일랜드	IE	3.77
스페인	ES	3.17
노르웨이	NO	2.69
룩셈부르크	LU	1.28
덴마크	DK	1.15
현금 및 기타 순자산		0.84

전체 주석 목록은 6페이지에 나와 있습니다.
별첨 재무제표에 대한 주석은 본 재무제표의 중요한 일부입니다. 투자종목 명세서 및 지역별 배분의 순자산 비율은 반올림되었습니다.

Institutional European Smaller Companies Fund [4]

현재 투자종목 명세서서 2020년 10월 31일

	국가 코드	CCY	주식 또는 명목	시장 가격 EUR순	% 자산
공인된 주식 또는 공식 증권거래소에서 거래됨					
에너지					
SBM Offshore	NL	EUR	60,283	834,317	0.62
Diversified Gas & Oil	US	GBP	550,956	684,912	0.51
Kosmos Energy	US	GBP	340,449	311,361	0.23
International Petroleum	CA	SEK	205,300	278,921	0.21
CGG	FR	EUR	467,499	224,213	0.17
				2,333,724	1.74
유틸리티					
Italgas	IT	EUR	252,453	1,252,672	0.93
Rubis	FR	EUR	26,106	735,667	0.55
				1,988,339	1.48
소재					
SIG Combibloc Group	CH	CHF	117,061	2,067,117	1.54
Synthomer	GB	GBP	374,993	1,572,791	1.17
Kenmare Resources	IE	GBP	481,628	1,553,051	1.16
Aluflexpack	CH	CHF	63,823	1,524,610	1.14
Endeavour Mining	MC	CAD	71,340	1,476,573	1.10
Huhtamaki	FI	EUR	32,044	1,343,284	1.00
Wienerberger	AT	EUR	58,803	1,273,673	0.95
Verallia	FR	EUR	49,543	1,184,078	0.88
Rhi Magnesita	AT	GBP	37,225	1,059,622	0.79
Essentra	GB	GBP	366,963	1,006,217	0.75
Boliden (B)	SE	SEK	41,597	976,840	0.73
Accsys Technologies	GB	GBP	595,728	612,725	0.46
Nabaltec	DE	EUR	28,611	569,359	0.42
				16,219,940	12.08
산업재					
Aalberts	NL	EUR	64,980	1,874,023	1.40
Balfour Beatty	GB	GBP	776,967	1,845,355	1.37
JTC	GB	GBP	307,056	1,836,860	1.37
DCC	IE	GBP	28,891	1,613,943	1.20
DKSH Holding	CH	CHF	25,444	1,406,303	1.05
John Laing Group	GB	GBP	446,238	1,396,261	1.04
Morgan Advanced Materials	GB	GBP	480,996	1,337,081	1.00
Alpha Financial Markets Consulting	GB	GBP	520,576	1,244,511	0.93
Varta	DE	EUR	11,104	1,194,790	0.89
Wizz Air Holdings	CH	GBP	30,688	1,089,882	0.81
Simplybiz Group	GB	GBP	578,739	888,051	0.66
Clarkson	GB	GBP	38,154	852,731	0.64
LISI	FR	EUR	39,915	554,020	0.41
Senior	GB	GBP	505,343	307,924	0.23
				17,441,735	12.99
정보 기술					
SDL	GB	GBP	175,825	1,348,981	1.00
AIXTRON	DE	EUR	137,510	1,330,272	0.99
Software	DE	EUR	41,874	1,288,044	0.96
Spectris	GB	GBP	45,824	1,261,594	0.94
Dialog Semiconductor	GB	EUR	34,919	1,144,645	0.85
Softcat	GB	GBP	86,796	1,085,746	0.81
Alten	FR	EUR	14,791	1,015,402	0.76
Lectra	FR	EUR	49,920	985,421	0.73
Aptitude Software Group	GB	GBP	162,324	866,363	0.65
Sopra Steria Group	FR	EUR	8,246	841,092	0.63
Karnov Group (B)	SE	SEK	111,736	592,329	0.44
accesso Technology Group	GB	GBP	110,828	338,890	0.25
Atea	NO	NOK	17,868	177,558	0.13
				12,276,337	9.14
소비재					
Nokian Renkaat	FI	EUR	73,511	1,939,955	1.44
D'ieteren	BE	EUR	39,276	1,690,832	1.26
Team17 Group	GB	GBP	207,158	1,635,446	1.22
Bygghemma Group First	SE	SEK	120,759	1,620,809	1.21
William Hill	GB	GBP	519,854	1,586,140	1.18
Boozt	SE	SEK	113,694	1,578,680	1.18
Shop Apotheke Europe	NL	EUR	10,959	1,560,562	1.16
Autoliv SDR	SE	SEK	22,517	1,466,745	1.09
Puma	DE	EUR	19,383	1,454,500	1.08
Vistry Group	GB	GBP	231,953	1,405,635	1.05
Future	GB	GBP	62,330	1,375,039	1.02
Watches of Switzerland Group	GB	GBP	300,030	1,317,765	0.98
Takeaway.com	NL	EUR	13,703	1,308,911	0.97
Basic-Fit	NL	EUR	59,395	1,235,416	0.92
Nacon SA (A)	FR	EUR	174,738	1,226,661	0.91
4imprint Group	GB	GBP	51,350	1,181,917	0.88
HelloFresh	DE	EUR	25,564	1,173,899	0.87
Coats Group	GB	GBP	1,814,596	1,146,052	0.85
Musti Group	FI	EUR	57,411	1,129,274	0.84
Gym Group	GB	GBP	596,196	914,838	0.68
Vivo Energy	GB	GBP	1,028,707	864,748	0.64
THG Holding	GB	GBP	111,108	814,896	0.61
Kendrion	NL	EUR	50,669	780,303	0.58
Cairn Homes	IE	EUR	986,315	774,257	0.58
Forbo Holding	CH	CHF	482	633,048	0.47
On the Beach Group	GB	GBP	101,377	242,356	0.18
Hostelworld Group	IE	GBP	324,932	180,650	0.13
				32,239,334	24.01
소비재					
Britvic	GB	GBP	208,332	1,709,576	1.27
Royal Unibrew	DK	DKK	19,696	1,651,635	1.23
Scandi Standard	SE	SEK	194,756	1,133,981	0.84
				4,495,192	3.35
건강					
Nexus	DE	EUR	39,184	1,872,995	1.39
Craneware	GB	GBP	62,411	1,079,115	0.80
Evotec	DE	EUR	45,109	1,023,072	0.76
MorphoSys	DE	EUR	11,478	1,005,014	0.75
Korian	FR	EUR	38,702	935,814	0.70
LivaNova	GB	USD	14,978	643,576	0.48
Creo Medical Group	GB	GBP	331,654	545,787	0.41
Ultimovacs	NO	NOK	110,953	489,363	0.36
Angle	GB	GBP	987,044	488,397	0.36
				8,083,133	6.02
금융					
VZ Holding	CH	CHF	34,177	2,462,078	1.83
ASR Nederland	NL	EUR	56,225	1,467,473	1.09
Intermediate Capital Group	GB	GBP	103,628	1,349,305	1.00
IG Group Holdings	GB	GBP	151,806	1,284,546	0.96
Euronext	NL	EUR	13,464	1,205,701	0.90
Quilter	GB	GBP	861,113	1,170,058	0.87
Banca Generali	IT	EUR	47,600	1,161,440	0.86
KBC Ancora	BE	EUR	38,712	940,702	0.70
Alpha FX Group	GB	GBP	79,926	933,154	0.69
Vienna Ins. Group Wiener Versicherung Gruppe	AT	EUR	53,236	927,371	0.69
Draper Esprit	GB	GBP	113,046	761,735	0.57
Sparebanken Vest	NO	NOK	114,289	626,495	0.47
				14,290,058	10.64
부동산					
ADO Properties (A)	DE	EUR	90,763	1,958,666	1.46
Shurgard Self Storage	LU	EUR	49,783	1,822,058	1.36
Urban & Civic	GB	GBP	484,915	1,105,339	0.82
Patrizia	DE	EUR	45,575	890,536	0.66
Urban Logistics REIT	GB	GBP	530,925	808,779	0.60
				6,585,378	4.90
폐쇄형 펀드					
Oakley Capital Investments Fund	BM	GBP	577,529	1,634,322	1.22
				1,634,322	1.22
개방형 펀드					
Fidelity ILF - The Euro Fund - A-ACC-EUR	IE	EUR	376	5,176,070	3.85
				5,176,070	3.85
커뮤니케이션 서비스					
Infrastrutture Wireless Italiane	IT	EUR	167,573	1,555,077	1.16
Tele2	SE	SEK	125,060	1,274,601	0.95
CTS Eventim	DE	EUR	24,985	950,429	0.71
NOS SGPS	PT	EUR	302,249	891,030	0.66
Pebble Group	GB	GBP	789,934	623,627	0.46
				5,294,764	3.94
증권 자격 취득 또는 기타 통제 된 시장 에서 죽음을 맞게					
소재					
Vidrala	ES	EUR	15,011	1,230,902	0.92
Vidrala (BR) RTS 05/11/2020	ES	EUR	15,152	62,047	0.05
				1,292,949	0.96
산업재					
Applus Services	ES	EUR	202,378	1,360,992	1.01
Irish Continental Group	IE	EUR	304,108	954,899	0.71
				2,315,891	1.72

전체 주식 목록은 6페이지에 나와 있습니다.
별첨 재무제표에 대한 주석은 본 재무제표의 중요한 일부입니다. 투자종목 명세서 및 지역별 배분의 순자산 비율은 반올림되었습니다.

현재 투자종목 명세서서 2020년 10월 31일

	국가 코드	CCY	주식 또는 명목	시장 가격 EUR	% 순자산
소비재					
Dalata Hotel Group	IE	EUR	416,704	1,008,424	0.75
Glenveagh Properties	IE	EUR	1,337,081	982,755	0.73
Applegreen	IE	EUR	250,152	710,432	0.53
				2,701,611	2.01
건강					
Korian RTS 26/10/2020	FR	EUR	38,700	96,363	0.07
				96,363	0.07
단주				(1)	(0.00)
총 투자 (비용 EUR 132,867,574)				134,465,139	100.13
기타 자산 및 부채				(179,878)	(0.13)
순자산				134,285,261	100.00

지역별 배분

국가	국가 코드	% 순자산
영국	GB	32.72
독일	DE	10.96
아일랜드	IE	9.65
네덜란드	NL	7.65
스위스	CH	6.84
스웨덴	SE	6.44
프랑스	FR	5.81
핀란드	FI	3.29
이탈리아	IT	2.96
오스트리아	AT	2.43
스페인	ES	1.98
벨기에	BE	1.96
룩셈부르크	LU	1.36
덴마크	DK	1.23
버뮤다	BM	1.22
모나코	MC	1.10
노르웨이	NO	0.96
미국	US	0.74
포르투갈	PT	0.66
캐나다	CA	0.21
현금 및 기타 순 부채		(0.13)

Institutional Global Focus Fund [4]

현재 투자종목 명세서서 2020년 10월 31일

	국가 코드	CCY	주식 또는 명목	시가(USD)	% 순자산
공인된 주식 또는 공식 증권거래소에서 거래됨					
에너지					
Hess	US	USD	21,892	799,489	0.62
Texas Pacific Land Trust	US	USD	1,144	526,350	0.41
CGG	FR	EUR	327,968	183,255	0.14
				1,509,094	1.17
유틸리티					
RWE	DE	EUR	60,913	2,256,023	1.75
American Water Works	US	USD	6,734	1,019,437	0.79
				3,275,460	2.55
소재					
Arcelormittal	LU	EUR	98,881	1,342,323	1.04
LG Chem	KR	KRW	2,437	1,327,809	1.03
Vulcan Materials	US	USD	9,070	1,311,936	1.02
Southern Copper	PE	USD	21,531	1,125,227	0.87
Agnico Eagle Mines	CA	USD	13,861	1,093,887	0.85
Franco-Nevada	CA	USD	7,443	1,008,515	0.78
Air Products and Chemicals	US	USD	3,565	981,878	0.76
Northern Star Resources	AU	AUD	92,287	972,356	0.76
AptarGroup	US	USD	7,566	869,918	0.68
LafargeHolcim	CH	CHF	19,932	856,002	0.67
Orla Mining	CA	CAD	51,819	206,445	0.16
				11,096,296	8.62
산업재					
FedEx	US	USD	6,202	1,605,234	1.25
FANUC	JP	JPY	7,496	1,586,837	1.23
Recruit Holdings	JP	JPY	32,721	1,246,603	0.97
Epiroc (A)	SE	SEK	74,760	1,118,565	0.87
Uber Technologies	US	USD	28,858	965,297	0.75
Roper Technologies	US	USD	2,558	939,894	0.73
Array Technologies	US	USD	16,280	585,580	0.45
Rolls-Royce Holdings RTS 06/11/2020	GB	GBP	496,118	250,651	0.19
Rolls-Royce Holdings	GB	GBP	148,835	137,511	0.11
				8,436,172	6.55
정보 기술					
Microsoft	US	USD	15,112	3,044,892	2.37
Apple	US	USD	27,656	3,010,927	2.34
Alphabet (A)	US	USD	1,342	2,176,750	1.69
Telefonaktiebolaget LM Ericsson	SE	SEK	176,243	1,968,414	1.53
Xilinx	US	USD	13,371	1,574,040	1.22
Samsung Electronics Perpetual (Pref'd)	KR	KRW	34,398	1,529,673	1.19
NAVER	KR	KRW	5,933	1,519,497	1.18
NXP Semiconductors	NL	USD	10,541	1,413,422	1.10
Flex	US	USD	99,620	1,408,630	1.09
Visa	US	USD	7,065	1,273,983	0.99
Keyence	JP	JPY	2,702	1,227,125	0.95
Twitter	US	USD	28,641	1,203,219	0.93
Renishaw	GB	GBP	16,293	1,180,937	0.92
IPG Photonics	US	USD	6,212	1,159,442	0.90
Nuance Communications	US	USD	34,906	1,126,083	0.87
Intuit	US	USD	3,549	1,123,448	0.87
Unity Software	US	USD	11,131	1,063,011	0.83
Cognex	US	USD	15,086	994,793	0.77
TDK	JP	JPY	8,287	974,847	0.76
Booz Allen Hamilton Holding	US	USD	12,219	961,383	0.75
Taiwan Semiconductor Manufacturing	TW	TWD	60,795	919,384	0.71
Dell Technologies	US	USD	14,752	881,887	0.69
Square (A)	US	USD	5,362	833,767	0.65
SAP	DE	EUR	7,759	827,079	0.64
Elastic	US	USD	6,796	696,088	0.54
Fujitsu	JP	JPY	5,602	656,459	0.51
SolarEdge Technologies	IL	USD	2,455	632,796	0.49
Workday	US	USD	2,043	431,071	0.33
JFrog	IL	USD	3,773	273,550	0.21
Snowflake	US	USD	715	176,940	0.14
				36,263,537	28.18
소비재					
Amazon.com	US	USD	915	2,787,079	2.17
Alibaba Group Holding	CN	HKD	48,884	1,857,364	1.44
Charter Communications	US	USD	2,829	1,706,228	1.33
Naspers	ZA	ZAR	8,399	1,635,129	1.27
LVMH Moet Hennessy Louis Vuitton	FR	EUR	2,881	1,350,376	1.05
Volkswagen (Pref'd)	DE	EUR	9,106	1,327,223	1.03
Nike	US	USD	10,908	1,311,133	1.02
Altice USA	US	USD	47,184	1,273,493	0.99
Williams-Sonoma	US	USD	13,454	1,227,371	0.95
Booking Holdings	US	USD	681	1,101,631	0.86
Dollar General	US	USD	5,279	1,098,964	0.85
Nintendo	JP	JPY	1,977	1,075,493	0.84
Advance Auto Parts	US	USD	5,590	816,826	0.63
Wyndham Hotels & Resorts	US	USD	17,307	794,757	0.62
Ocado Group	GB	GBP	22,055	650,267	0.51
				20,013,334	15.55
소비재					
Nestle	CH	CHF	15,883	1,787,191	1.39
Unilever	GB	EUR	24,827	1,404,273	1.09
Bunge	US	USD	23,384	1,318,409	1.02
Grocery Outlet Holding	US	USD	28,900	1,271,618	0.99
Monster Beverage	US	USD	13,225	1,012,499	0.79
Tesco	GB	GBP	357,945	952,903	0.74
JDE Peet's	NL	EUR	25,932	930,549	0.72
Colgate-Palmolive	US	USD	9,191	727,388	0.57
				9,404,830	7.31
건강					
UnitedHealth Group	US	USD	8,668	2,651,210	2.06
Danaher	US	USD	7,906	1,803,806	1.40
Amgen	US	USD	6,581	1,419,759	1.10
10X Genomics	US	USD	9,203	1,276,090	0.99
Bristol-Myers Squibb	US	USD	18,634	1,086,002	0.84
Regeneron Pharmaceuticals	US	USD	1,974	1,070,133	0.83
Boston Scientific	US	USD	30,220	1,043,663	0.81
Tecan Group	CH	CHF	2,104	999,031	0.78
1Life Healthcare	US	USD	33,538	953,826	0.74
Guardant Health	US	USD	7,145	761,714	0.59
NanoString Technologies	US	USD	16,711	618,462	0.48
Ascendis Pharma ADR	DK	USD	2,117	342,192	0.27
Vertex Pharmaceuticals	US	USD	1,456	303,471	0.24
Sutro Biopharma	US	USD	4,981	63,131	0.05
				14,392,490	11.18
금융					
Arthur J Gallagher	US	USD	16,452	1,697,042	1.32
Berkshire Hathaway	US	USD	8,189	1,644,781	1.28
Charles Schwab	US	USD	32,266	1,301,627	1.01
AIA Group	HK	HKD	135,002	1,284,995	1.00
Hong Kong Exchanges and Clearing	HK	HKD	23,873	1,144,636	0.89
CME Group	US	USD	7,184	1,071,195	0.83
Fairfax India Holdings	CA	USD	135,263	1,048,288	0.81
SBI Cards & Payment Services	IN	INR	94,404	1,018,874	0.79
Kotak Mahindra Bank	IN	INR	44,519	929,832	0.72
Axis Bank	IN	INR	134,071	888,717	0.69
ICICI Lombard General Insurance	IN	INR	52,899	880,906	0.68
Deutsche Boerse	DE	EUR	5,725	842,693	0.65
Wells Fargo	US	USD	37,693	791,924	0.62
ICICI Prudential Life Insurance	IN	INR	113,067	614,858	0.48
Intesa Sanpaolo	IT	EUR	357,317	590,969	0.46
BNP Paribas	FR	EUR	11,085	385,549	0.30
				16,136,886	12.54
부동산					
SBA Communications REIT	US	USD	3,067	891,224	0.69
Deutsche Wohnen	DE	EUR	17,488	882,806	0.69
				1,774,030	1.38
개방형 펀드					
Fidelity ILF - The US Dollar Fund - A-ACC-USD	IE	USD	75	1,360,670	1.06
Fidelity ILF - The Sterling Fund - A-ACC-GBP	IE	GBP	1	90	0.00
				1,360,760	1.06
커뮤니케이션 서비스					
Netflix	US	USD	3,891	1,848,920	1.44
CD Projekt	PL	PLN	7,847	664,760	0.52
				2,513,680	1.95
증권 자격 취득 또는 기타 통제 된 시장 에서 죽음을 맞게					
산업재					
Ryanair Holdings	IE	EUR	65,813	906,685	0.70
				906,685	0.70

* 이사회 결정으로 가격이 책정된 유가증권.
전체 주석 목록은 6페이지에 나와 있습니다.
별첨 재무제표에 대한 주석은 본 재무제표의 중요한 일부입니다. 투자종목 명세서 및 지역별 ㅔ의 순자산 비율은 반올림되었습니다.

현재 투자종목 명세서서 2020년 10월 31일

	국가 코드	CCY	주식 또는 명목	시가(USD)	% 순자산
커뮤니케이션 서비스					
Cellnex Telecom	ES	EUR	20,110	1,291,391	1.00
				1,291,391	1.00
목록에 없음					
소재					
FARMERS BU SR F 0% (Pref'd) (Perpetual)*	US	USD	16,443	543,543	0.42
				543,543	0.42
단주				1	0.00
총 투자 (비용 USD 108,918,271)				128,918,189	100.17
기타 자산 및 부채				(216,977)	(0.17)
순자산				128,701,212	100.00

지역별 배분

국가	국가 코드	% 순자산
미국	US	55.97
일본	JP	5.26
독일	DE	4.77
영국	GB	3.56
한국	KR	3.40
인도	IN	3.37
스위스	CH	2.83
캐나다	CA	2.61
스웨덴	SE	2.40
홍콩	HK	1.89
네덜란드	NL	1.82
아일랜드	IE	1.76
프랑스	FR	1.49
중국	CN	1.44
남아프리카 공화국	ZA	1.27
룩셈부르크	LU	1.04
스페인	ES	1.00
페루	PE	0.87
호주	AU	0.76
대만	TW	0.71
이스라엘	IL	0.70
폴란드	PL	0.52
이탈리아	IT	0.46
덴마크	DK	0.27
현금 및 기타 순 부채		(0.17)

Institutional Global Sector Fund [3,4]

현재 투자종목 명세서서 2020년 10월 31일

	국가 코드	CCY	주식 또는 명목	시장 가격 EUR	% 순자산
공인된 주식 또는 공식 증권거래소에서 거래됨					
에너지					
Enbridge	CA	CAD	79,820	1,865,620	0.79
Pembina Pipeline	CA	CAD	54,991	969,817	0.41
Kinder Morgan	US	USD	86,699	867,326	0.37
ONEOK	US	USD	32,868	801,766	0.34
China Petroleum & Chemical (H)	CN	HKD	1,832,016	613,092	0.26
Valero Energy	US	USD	16,332	526,524	0.22
				5,644,145	2.39
유틸리티					
Enel	IT	EUR	303,203	2,072,087	0.88
National Grid	GB	GBP	114,483	1,169,853	0.50
SSE	GB	GBP	76,830	1,072,131	0.45
Engie	FR	EUR	88,769	921,868	0.39
Edison International	US	USD	15,863	759,070	0.32
Snam	IT	EUR	177,776	744,884	0.32
DTE Energy	US	USD	6,582	693,186	0.29
Fortum	FI	EUR	42,593	687,874	0.29
Guangdong Investment	HK	HKD	434,059	552,521	0.23
AGL Energy	AU	AUD	56,338	424,061	0.18
Centrica	GB	GBP	656,884	271,565	0.12
				9,369,100	3.97
소재					
DuPont de Nemours	US	USD	44,041	2,141,467	0.91
Akzo Nobel	NL	EUR	25,499	2,108,749	0.89
Linde	GB	EUR	10,263	1,931,469	0.82
SIG Combibloc Group	CH	CHF	102,626	1,812,222	0.77
Fuchs Petrolub (Pref'd)	DE	EUR	37,550	1,658,965	0.70
Sika	CH	CHF	7,393	1,563,188	0.66
Corteva	US	USD	52,457	1,458,383	0.62
Air Water	JP	JPY	115,788	1,421,007	0.60
Covestro	DE	EUR	30,050	1,231,155	0.52
JSR	JP	JPY	17,156	332,827	0.14
				15,659,432	6.63
산업재					
Union Pacific	US	USD	17,909	2,693,809	1.14
FedEx	US	USD	11,882	2,639,556	1.12
WW Grainger	US	USD	7,556	2,264,016	0.96
ABB	CH	CHF	102,401	2,134,407	0.90
Makita	JP	JPY	53,555	2,032,635	0.86
L3Harris Technologies	US	USD	14,704	2,004,539	0.85
Mitsubishi Electric	JP	JPY	178,242	1,970,972	0.83
FANUC	JP	JPY	10,777	1,958,149	0.83
CSX	US	USD	27,496	1,850,979	0.78
General Dynamics	US	USD	16,070	1,788,645	0.76
Safran	FR	EUR	18,471	1,672,028	0.71
Otis Worldwide	US	USD	32,018	1,668,698	0.71
Kubota	JP	JPY	101,418	1,513,600	0.64
HD Supply Holdings	US	USD	41,875	1,438,082	0.61
Raytheon Technologies	US	USD	29,963	1,368,201	0.58
THK	JP	JPY	58,916	1,340,726	0.57
Carlisle Cos	US	USD	11,336	1,200,415	0.51
Copa Holdings	PA	USD	26,894	1,121,433	0.47
Rolls-Royce Holdings RTS 06/11/2020	GB	GBP	2,212,477	959,444	0.41
Owens Corning	US	USD	16,112	909,729	0.39
Komatsu	JP	JPY	43,607	844,127	0.36
Expeditors International of Washington	US	USD	9,885	747,098	0.32
General Electric	US	USD	114,338	722,799	0.31
International Consolidated Airlines	GB	GBP	631,008	676,656	0.29
Uber Technologies	US	USD	19,784	568,034	0.24
Rolls-Royce Holdings	GB	GBP	663,743	526,366	0.22
IHS Markit	GB	USD	6,068	421,424	0.18
Jiangsu Expressway (H)	CN	HKD	450,362	386,798	0.16
Acuity Brands	US	USD	4,404	336,543	0.14
Air New Zealand	NZ	NZD	264,407	213,405	0.09
Ushio	JP	JPY	19,940	191,314	0.08
Samsung C&T	KR	KRW	1,200	100,907	0.04
				40,265,534	17.05
정보 기술					
Alphabet (A)	US	USD	2,861	3,983,895	1.69
Apple	US	USD	39,623	3,702,604	1.57
Analog Devices	US	USD	27,801	2,807,667	1.19
Samsung Electronics Perpetual (Pref'd)	KR	KRW	62,731	2,394,463	1.01
Microsoft	US	USD	11,066	1,913,743	0.81
Trimble	US	USD	40,367	1,665,192	0.71
KLA-Tencor	US	USD	8,323	1,416,857	0.60
Western Digital	US	USD	43,365	1,379,069	0.58
NXP Semiconductors	NL	USD	11,893	1,368,865	0.58
Z Holdings	JP	JPY	220,847	1,322,753	0.56
Intel	US	USD	34,956	1,318,655	0.56
Xilinx	US	USD	11,534	1,165,444	0.49
Texas Instruments	US	USD	9,143	1,123,878	0.48
Visa	US	USD	7,137	1,104,595	0.47
Oracle	US	USD	21,742	1,044,304	0.44
Taiwan Semiconductor Manufacturing	TW	TWD	74,254	963,837	0.41
Infineon Technologies	DE	EUR	39,646	947,550	0.40
SAP	DE	EUR	10,018	916,543	0.39
Facebook	US	USD	4,020	916,125	0.39
Applied Materials	US	USD	17,476	882,767	0.37
Telefonaktiebolaget LM Ericsson	SE	SEK	90,213	864,830	0.37
International Business Machines	US	USD	9,017	859,063	0.36
Cisco Systems	US	USD	27,074	827,996	0.35
Cognizant Technology Solutions	US	USD	12,303	752,720	0.32
Ingenico Group	FR	EUR	6,022	743,749	0.31
Juniper Networks	US	USD	43,984	741,096	0.31
Workday	US	USD	4,055	734,341	0.31
Nutanix	US	USD	32,579	682,867	0.29
Corning	US	USD	24,198	655,072	0.28
Fidelity National Information Services	US	USD	6,007	641,121	0.27
Akamai Technologies	US	USD	7,527	617,499	0.26
Renesas Electronics	JP	JPY	82,448	584,848	0.25
Global Payments	US	USD	4,314	577,588	0.24
PTC	US	USD	7,491	534,807	0.23
Cree	US	USD	9,489	513,774	0.22
Hon Hai Precision Industry	TW	TWD	215,105	501,200	0.21
PayPal Holdings	US	USD	3,043	485,659	0.21
Dell Technologies	US	USD	8,654	444,049	0.19
Envestnet	US	USD	6,321	419,246	0.18
Samsung Electronics	KR	KRW	9,411	405,873	0.17
TripAdvisor	US	USD	23,881	388,638	0.16
Box	US	USD	28,474	382,246	0.16
Tencent Holdings	CN	HKD	5,772	377,771	0.16
MasterCard	US	USD	1,550	377,492	0.16
Salesforce.com	US	USD	1,784	354,360	0.15
AMS	AT	CHF	17,850	328,573	0.14
NAVER	KR	KRW	1,486	326,715	0.14
SS&C Technologies Holdings	US	USD	6,310	321,512	0.14
Unity Software	US	USD	3,460	283,617	0.12
Broadridge Financial Solutions	US	USD	2,077	249,481	0.11
Match Group	US	USD	2,291	230,711	0.10
F5 Networks	US	USD	1,994	226,351	0.10
Cass Information Systems	US	USD	6,398	212,596	0.09
AIXTRON	DE	EUR	20,359	196,950	0.08
Qualcomm	US	USD	1,839	194,412	0.08
Sage Group	GB	GBP	27,125	191,705	0.08
Micro Focus International	GB	GBP	75,447	181,121	0.08
Delta Electronics	TW	TWD	21,482	122,688	0.05
VMware	US	USD	1,097	120,535	0.05
LINK Mobility Group Holding ASA	NO	NOK	24,538	112,643	0.05
Zuora	US	USD	9,769	80,499	0.03
Shift4 Payments	US	USD	1,594	70,140	0.03
ESI Group	FR	EUR	1,655	64,559	0.03
Nuvei	CA	CAD	1,264	40,417	0.02
				50,361,936	21.33
소비재					
Amazon.com	US	USD	2,133	5,574,977	2.36
Alibaba Group Holding ADR	CN	USD	18,264	4,760,205	2.02
LVMH Moet Hennessy Louis Vuitton	FR	EUR	5,663	2,278,357	0.96
Nike	US	USD	16,303	1,681,993	0.71
Booking Holdings	US	USD	1,061	1,472,309	0.62
Activision Blizzard	US	USD	20,466	1,319,064	0.56
Forbo Holding	CH	CHF	1,004	1,318,211	0.56
Genuine Parts Co	US	USD	15,934	1,233,086	0.52
Tesla	US	USD	3,561	1,179,896	0.50
Naspers	ZA	ZAR	6,441	1,076,244	0.46
Marriott International	US	USD	12,769	1,003,363	0.42
Eicher Motors	IN	INR	41,070	991,740	0.42
Electronic Arts	US	USD	9,188	942,231	0.40
Sony	JP	JPY	12,688	906,206	0.38
MercadoLibre	AR	USD	765	797,202	0.34
New Oriental Education & Technology Group ADR	CN	USD	5,454	751,996	0.32
Starbucks	US	USD	9,902	735,701	0.31
Puma	DE	EUR	9,658	724,755	0.31
Volkswagen (Pref'd)	DE	EUR	5,488	686,527	0.29
EssilorLuxottica	FR	EUR	6,355	674,885	0.29
Trip.com Group ADR	CN	USD	26,987	662,023	0.28
eBay	US	USD	16,164	658,536	0.28
Lululemon Athletica	CA	USD	2,392	652,895	0.28
Kering	FR	EUR	1,244	644,806	0.27

* 이사회 결정으로 가격이 책정된 유가증권.
전체 주석 목록은 6페이지에 나와 있습니다.
별첨 재무제표에 대한 주석은 본 재무제표의 중요한 일부입니다. 투자종목 명세서 및 지역별 배분의 순자산 비율은 반올림되었습니다.

현재 투자종목 명세서서 2020년 10월 31일

	국가 코드	CCY	주식 또는 명목	시장 가격 EUR순	% 자산
Pearson	GB	GBP	100,795	571,593	0.24
Chipotle Mexican Grill	US	USD	484	500,749	0.21
Yum China Holdings	CN	HKD	9,880	457,085	0.19
Li Ning	CN	HKD	90,656	404,890	0.17
Compagnie Financi re Richemont	CH	CHF	6,630	357,113	0.15
Meituan Dianping	CN	HKD	10,699	342,393	0.14
Rakuten	JP	JPY	34,129	285,445	0.12
adidas	DE	EUR	1,106	281,950	0.12
Future	GB	GBP	12,324	271,881	0.12
Moncler	IT	EUR	6,568	225,661	0.10
Haidilao International Holding	CN	HKD	36,398	206,884	0.09
Salvatore Ferragamo	IT	EUR	18,385	203,526	0.09
Persimmon	GB	GBP	7,595	197,286	0.08
SES	LU	EUR	21,745	149,038	0.06
BMW	DE	EUR	2,423	142,190	0.06
THG Holding	GB	GBP	17,092	125,356	0.05
Allegro.eu	PL	PLN	6,918	120,659	0.05
S4 Capital	GB	GBP	23,962	106,575	0.05
				37,677,482	15.96
소비재					
Nestle	CH	CHF	32,719	3,160,056	1.34
Walmart	US	USD	16,160	1,922,154	0.81
L'Oreal	FR	EUR	6,360	1,766,061	0.75
Colgate-Palmolive	US	USD	17,330	1,177,222	0.50
Unilever	GB	GBP	20,917	1,024,289	0.43
Pernod Ricard	FR	EUR	5,964	825,355	0.35
Estee Lauder	US	USD	4,162	791,384	0.34
Reckitt Benckiser Group	GB	GBP	10,369	784,022	0.33
Davide Campari-Milano	IT	EUR	72,350	648,541	0.27
Shiseido	JP	JPY	8,803	468,119	0.20
China Mengniu Dairy	HK	HKD	105,758	427,633	0.18
Heineken	NL	EUR	5,113	389,584	0.16
Kweichow Moutai	CN	CNY	1,392	298,676	0.13
JDE Peet's	NL	EUR	9,000	277,213	0.12
China Resources Beer Holdings	HK	HKD	51,585	274,628	0.12
Kao	JP	JPY	2,740	167,589	0.07
				14,402,526	6.10
건강					
Ramsay Health Care	AU	AUD	13,590	511,152	0.22
				511,152	0.22
금융					
JPMorgan Chase	US	USD	36,445	3,029,670	1.28
Bank of America	US	USD	87,032	1,745,800	0.74
Morgan Stanley	US	USD	41,621	1,702,621	0.72
AIA Group	HK	HKD	147,208	1,202,676	0.51
Ping An Insurance Group (H)	CN	HKD	133,134	1,179,367	0.50
Berkshire Hathaway	US	USD	6,816	1,174,987	0.50
Voya Financial	US	USD	26,671	1,088,537	0.46
Allianz	DE	EUR	6,305	952,394	0.40
Arch Capital Group	BM	USD	33,819	882,444	0.37
Axis Bank	IN	INR	150,554	856,595	0.36
Equitable Holdings	US	USD	45,569	835,855	0.35
Julius Baer Group	CH	CHF	21,689	831,814	0.35
NN Group	NL	EUR	27,726	830,106	0.35
Assurant	US	USD	7,623	813,950	0.34
Zurich Insurance Group	CH	CHF	2,777	790,798	0.33
St James's Place	GB	GBP	78,305	782,930	0.33
Blackstone Group	US	USD	17,831	766,333	0.32
SVB Financial Group	US	USD	3,075	752,509	0.32
Goldman Sachs Group	US	USD	4,526	726,577	0.31
UniCredit	IT	EUR	111,064	710,920	0.30
Arthur J Gallagher	US	USD	7,886	698,215	0.30
Legal & General Group	GB	GBP	329,355	676,772	0.29
AXA	FR	EUR	47,985	662,187	0.28
Willis Towers Watson	GB	USD	4,126	637,876	0.27
Athene Holding	BM	USD	22,536	611,447	0.26
Kinsale Capital Group	US	USD	3,735	608,645	0.26
Charles Schwab	US	USD	17,029	589,624	0.25
CME Group	US	USD	4,287	548,582	0.23
Intercontinental Exchange	US	USD	6,637	537,508	0.23
BNP Paribas	FR	EUR	17,900	534,394	0.23
Hannover Rueck	DE	EUR	4,228	527,240	0.22
HDFC Bank	IN	INR	37,856	518,952	0.22
Wells Fargo	US	USD	28,103	506,796	0.21
Citigroup	US	USD	14,413	505,112	0.21
3i Group	GB	GBP	46,845	500,564	0.21
Ageas	BE	EUR	14,070	486,135	0.21
First Republic Bank	US	USD	4,349	469,031	0.20
Brown & Brown	US	USD	12,610	468,872	0.20
Intermediate Capital Group	GB	GBP	35,590	463,411	0.20
Partners Group Holding	CH	CHF	565	437,855	0.19
Bank Rakyat Indonesia Persero	ID	IDR	2,029,725	393,982	0.17
BlackRock	US	USD	765	388,579	0.16
ICICI Lombard General Insurance	IN	INR	24,626	351,997	0.15
KKR	US	USD	11,931	350,452	0.15
Hartford Financial Services Group	US	USD	10,568	350,326	0.15
China Merchants Bank (H)	CN	HKD	71,657	320,537	0.14
BAWAG Group	AT	EUR	8,100	254,350	0.11
ING Groep	NL	EUR	39,631	232,197	0.10
SBI Cards & Payment Services	IN	INR	16,208	150,148	0.06
XP (A)	BR	USD	4,348	147,142	0.06
RenaissanceRe Holdings	BM	USD	740	103,694	0.04
ABN AMRO Group	NL	EUR	12,449	87,717	0.04
StepStone Group	US	USD	885	19,174	0.01
				35,796,396	15.16
개방형 펀드					
Fidelity ILF - The US Dollar Fund - A-ACC-USD	IE	USD	188	2,937,667	1.24
Fidelity ILF - The Euro Fund - A-ACC-EUR	IE	EUR	129	1,775,405	0.75
				4,713,072	2.00
커뮤니케이션 서비스					
AT&T	US	USD	75,891	1,747,692	0.74
Netflix	US	USD	3,425	1,397,265	0.59
Spark New Zealand	NZ	NZD	498,007	1,270,944	0.54
HKBN	HK	HKD	805,965	1,196,886	0.51
Singapore Telecommunications	SG	SGD	919,948	1,174,514	0.50
Deutsche Telekom	DE	EUR	80,107	1,047,003	0.44
Orange	FR	EUR	108,038	1,040,406	0.44
China Mobile	HK	HKD	193,085	1,013,702	0.43
Koninklijke KPN	NL	EUR	386,988	897,811	0.38
Nippon Telegraph & Telephone	JP	JPY	42,727	773,430	0.33
Airtel Africa	GB	GBP	1,118,042	767,043	0.32
Telstra	AU	AUD	471,162	761,239	0.32
Telenor	NO	NOK	56,169	744,217	0.32
Bezeq The Israeli Telecommunication	IL	ILS	708,157	693,506	0.29
Verizon Communications	US	USD	11,313	552,600	0.23
Sarana Menara Nusantara	ID	IDR	7,899,710	454,157	0.19
SmarTone Telecommunications Holdings	HK	HKD	957,953	443,646	0.19
CD Projekt	PL	PLN	4,856	353,102	0.15
				16,329,163	6.92

증권 자격 취득 또는 기타 통제 된 시장 에서 죽음을 맞게

유틸리티					
Endesa	ES	EUR	57,320	1,318,940	0.56
Enagas	ES	EUR	62,598	1,159,934	0.49
				2,478,874	1.05
산업재					
Aena	ES	EUR	5,535	639,819	0.27
				639,819	0.27
정보 기술					
Mail.Ru Group GDR	RU	USD	7,370	166,065	0.07
				166,065	0.07
금융					
Grupo Financiero Banorte	MX	MXN	123,211	464,917	0.20
Banco Bradesco (Pref'd)	BR	BRL	74,575	224,224	0.09
Banco do Brasil	BR	BRL	31,539	141,510	0.06
Banco Santander	ES	EUR	53,898	92,209	0.04
Kaspi KZ	KZ	USD	1,151	42,427	0.02
				965,287	0.41

목록에 없음

소비재					
Vestiaire Collective*	FR	EUR	18,319	20,150	0.01
				20,150	0.01
부동산					
Kitchen United Service (B) (Pref'd)*	US	USD	7,444	24,476	0.01
				24,476	0.01
단주				11	0.00
총 투자 (비용 EUR 225,296,893)				235,024,620	99.53

현재 투자종목 명세서서 2020년 10월 31일

	CCY	기본 노출	미실현 이익 / (손실) EUR	% 순자산
차액 거래 계약				
Verizon Communications (GS)	USD	150,166	1,359	0.00
Ferrovial (GS)	EUR	284,615	(13,560)	(0.01)
Apollo Global Management (GS)	USD	529,625	(24,516)	(0.01)
			(36,717)	(0.02)
기타 자산 및 부채			1,151,368	0.49
순자산			236,139,271	100.00

지역별 배분

국가	국가 코드	% 순자산
미국	US	46.35
일본	JP	6.82
영국	GB	6.06
스위스	CH	5.25
프랑스	FR	5.02
중국	CN	4.56
독일	DE	3.94
네덜란드	NL	2.62
홍콩	HK	2.16
아일랜드	IE	2.00
이탈리아	IT	1.95
캐나다	CA	1.49
한국	KR	1.37
스페인	ES	1.36
인도	IN	1.22
호주	AU	0.72
버뮤다	BM	0.68
대만	TW	0.67
뉴질랜드	NZ	0.63
싱가포르	SG	0.50
파나마	PA	0.47
남아프리카 공화국	ZA	0.46
스웨덴	SE	0.37
노르웨이	NO	0.36
인도네시아	ID	0.36
아르헨티나	AR	0.34
이스라엘	IL	0.29
핀란드	FI	0.29
오스트리아	AT	0.25
브라질	BR	0.22
벨기에	BE	0.21
폴란드	PL	0.20
멕시코	MX	0.20
러시아	RU	0.07
룩셈부르크	LU	0.06
카자흐스탄	KZ	0.02
현금 및 기타 순자산		0.47

Fidelity Funds

Institutional Japan Fund [8]

현재 투자종목 명세서서 2020년 10월 31일

	국가 코드	CCY	주식 또는 명목	시장 가격 JPY	% 순자산
공인된 주식 또는 공식 증권거래소에서 거래됨					
소재					
Shin-Etsu Chemical	JP	JPY	181	2,524,840	1.55
Kansai Paint	JP	JPY	501	1,352,627	0.83
Sumitomo Metal Mining	JP	JPY	370	1,202,529	0.74
Air Water	JP	JPY	431	644,958	0.40
Sumitomo Bakelite	JP	JPY	201	595,319	0.37
Fuso Chemical	JP	JPY	105	375,058	0.23
				6,695,331	4.11
산업재					
Daikin Industries	JP	JPY	353	6,903,042	4.24
Nidec	JP	JPY	536	5,659,300	3.48
MISUMI Group	JP	JPY	1,778	5,524,141	3.39
Daifuku	JP	JPY	428	4,621,783	2.84
Makita	JP	JPY	953	4,406,976	2.71
Recruit Holdings	JP	JPY	1,011	4,029,265	2.48
ITOCHU	JP	JPY	1,586	3,983,936	2.45
SMC	JP	JPY	64	3,567,351	2.19
THK	JP	JPY	732	2,028,215	1.25
FANUC	JP	JPY	90	2,000,001	1.23
Hitachi Construction Machinery	JP	JPY	437	1,127,366	0.69
SHO-BOND Holdings	JP	JPY	207	1,044,781	0.64
Penta-Ocean Construction	JP	JPY	1,469	974,795	0.60
Trusco Nakayama	JP	JPY	248	668,500	0.41
COMSYS Holdings	JP	JPY	236	627,658	0.39
UT Group	JP	JPY	192	627,563	0.39
Harmonic Drive Systems	JP	JPY	87	605,800	0.37
Hitachi Transport System	JP	JPY	108	357,716	0.22
Yaskawa Electric	JP	JPY	85	343,628	0.21
CKD	JP	JPY	195	339,856	0.21
Fuji Electric	JP	JPY	105	332,736	0.20
Kubota	JP	JPY	172	312,669	0.19
Nomura	JP	JPY	335	226,614	0.14
Ushio	JP	JPY	175	204,413	0.13
Kito	JP	JPY	120	154,118	0.09
Raito Kogyo	JP	JPY	85	125,390	0.08
				50,797,613	31.22
정보 기술					
Keyence	JP	JPY	157	7,474,572	4.59
Murata Manufacturing	JP	JPY	633	4,656,688	2.86
Shimadzu	JP	JPY	1,551	4,636,745	2.85
Tokyo Electron	JP	JPY	140	3,933,113	2.42
Azbil	JP	JPY	912	3,874,307	2.38
Hamamatsu Photonics KK	JP	JPY	714	3,760,881	2.31
Disco	JP	JPY	117	3,292,859	2.02
TDK	JP	JPY	257	3,154,995	1.94
Yokogawa Electric	JP	JPY	1,111	1,706,472	1.05
Iriso Electronics	JP	JPY	399	1,590,054	0.98
Rohm	JP	JPY	175	1,406,542	0.86
Hitachi	JP	JPY	388	1,366,066	0.84
Renesas Electronics	JP	JPY	1,294	1,118,368	0.69
Taiyo Yuden	JP	JPY	233	902,077	0.55
SCREEN Holdings	JP	JPY	128	734,830	0.45
NEC	JP	JPY	114	599,139	0.37
Fujitsu	JP	JPY	29	357,171	0.22
Horiba	JP	JPY	55	284,805	0.18
NEC Networks & System Integration	JP	JPY	149	269,862	0.17
Z Holdings	JP	JPY	286	208,425	0.13
Itochu Techno-Solutions	JP	JPY	58	207,221	0.13
Digital Garage	JP	JPY	55	206,062	0.13
Nomura Research Institute	JP	JPY	64	198,150	0.12
Alps Electric	JP	JPY	105	158,211	0.10
Otsuka	JP	JPY	29	140,343	0.09
Obic	JP	JPY	6	108,142	0.07
NET One Systems	JP	JPY	6	18,242	0.01
				46,364,342	28.49
소비재					
Shimano	JP	JPY	254	6,064,209	3.73
Fast Retailing	JP	JPY	67	4,894,659	3.01
Stanley Electric	JP	JPY	1,297	3,863,335	2.37
Pan Pacific International Holdings	JP	JPY	1,090	2,424,166	1.49
Toyo Tire & Rubber	JP	JPY	1,245	1,931,584	1.19
Nifco	JP	JPY	469	1,468,830	0.90
Suzuki Motor	JP	JPY	312	1,400,533	0.86
Honda Motor	JP	JPY	437	1,083,127	0.67
Koito Manufacturing	JP	JPY	210	1,058,556	0.65
Denso	JP	JPY	210	1,022,445	0.63
Subaru	JP	JPY	227	436,338	0.27
Sony	JP	JPY	38	329,686	0.20
Oriental Land	JP	JPY	9	128,059	0.08
JINS	JP	JPY	12	88,401	0.05
Rakuten	JP	JPY	70	71,277	0.04
				26,265,205	16.14
소비재					
Welcia Holdings	JP	JPY	300	1,231,969	0.76
Kao	JP	JPY	152	1,129,177	0.69
Sakata Seed	JP	JPY	195	721,096	0.44
Shiseido	JP	JPY	44	283,254	0.17
				3,365,496	2.07
건강					
Olympus	JP	JPY	2,309	4,621,528	2.84
Hoya	JP	JPY	324	3,820,476	2.35
Santen Pharmaceutical	JP	JPY	1,761	3,281,518	2.02
Nippon Shinyaku	JP	JPY	344	2,570,916	1.58
Eisai	JP	JPY	152	1,232,865	0.76
Eiken Chemical	JP	JPY	6	11,669	0.01
				15,538,972	9.55
금융					
Tokio Marine Holdings	JP	JPY	927	4,333,001	2.66
ORIX	JP	JPY	1,551	1,897,531	1.17
Zenkoku Hosho	JP	JPY	309	1,275,265	0.78
Sompo Holdings	JP	JPY	265	1,035,259	0.64
				8,541,056	5.25
부동산					
Open House	JP	JPY	242	862,229	0.53
Relo Group	JP	JPY	64	160,998	0.10
				1,023,227	0.63
커뮤니케이션 서비스					
SoftBank Group	JP	JPY	70	476,941	0.29
				476,941	0.29
단주				(3)	(0.00)
총 투자 (비용 JPY 131,089,893)				159,068,180	97.76
기타 자산 및 부채				3,652,398	2.24
순자산				162,720,578	100.00

지역별 배분

국가	국가 코드	% 순자산
일본	JP	97.76
현금 및 기타 순자산		2.24

전체 주석 목록은 6페이지에 나와 있습니다.
별첨 재무제표에 대한 주석은 본 재무제표의 중요한 일부입니다. 투자종목 명세서 및 지역별 배분의 순자산 비율은 반올림되었습니다.

Institutional US High Yield Fund [1,3,4,5]

현재 투자종목 명세서서 2020년 10월 31일

	국가 코드	CCY	주식 또는 명목	시가(USD)	% 순자산
공인된 주식 또는 공식 증권거래소에서 거래됨					
에너지					
Western Midstream Operating 4.75% 15/08/2028	US	USD	423,000	396,563	1.01
Occidental Petroleum 8.50% 15/07/2027	US	USD	400,000	382,750	0.98
Targa Resources Partners 5.875% 15/04/2026	US	USD	200,000	204,875	0.52
GLP Finance 7.00% 01/08/2027	US	USD	152,000	156,919	0.40
EnLink Midstream Partners 5.05% 01/04/2045	US	USD	200,000	126,859	0.32
Denbury	US	USD	6,725	110,223	0.28
				1,378,189	3.52
유틸리티					
NRG Energy 5.75% 15/01/2028	US	USD	400,000	431,130	1.10
PG&E 5.25% 01/07/2030	US	USD	200,000	200,250	0.51
				631,380	1.61
소재					
Constellium SE 4.25% 15/02/2026 Reg S	FR	EUR	200,000	234,734	0.60
				234,734	0.60
산업재					
XPO Logistics	US	USD	905	80,835	0.21
				80,835	0.21
소비재					
Ford Motor 9.00% 22/04/2025	US	USD	400,000	471,766	1.21
Ford Motor 9.625% 22/04/2030	US	USD	300,000	403,232	1.03
General Motors Financial 4.35% 17/01/2027	US	USD	250,000	274,296	0.70
				1,149,294	2.94
건강					
HCA 5.875% 15/02/2026	US	USD	500,000	565,625	1.45
Teva Pharmaceutical Fin. 6.00% 31/01/2025	NL	EUR	200,000	242,585	0.62
				808,210	2.07
금융					
Ally Financial 8.00% 01/11/2031 (A)	US	USD	400,000	553,095	1.41
Radian Group 6.625% 15/03/2025	US	USD	400,000	435,502	1.11
CIT Group 6.125% 09/03/2028	US	USD	250,000	304,640	0.78
Ally Financial 5.75% 20/11/2025	US	USD	200,000	227,832	0.58
Ford Motor Credit 5.584% 18/03/2024	US	USD	200,000	210,372	0.54
				1,731,441	4.43
부동산					
MGM Growth Properties 4.50% 01/09/2026	US	USD	300,000	308,250	0.79
				308,250	0.79
정부					
US Treasury 1.125% 28/02/2022	US	USD	390,000	395,142	1.01
				395,142	1.01
개방형 펀드					
Fidelity ILF - The US Dollar Fund - A-ACC-USD	IE	USD	62	1,132,988	2.90
				1,132,988	2.90
커뮤니케이션 서비스					
SoftBank Group 4.00% 19/09/2029	JP	EUR	250,000	291,264	0.74
				291,264	0.74
증권 자격 취득 또는 기타 통제 된 시장 에서 죽음을 맞게					
에너지					
Sunoco Finance 5.875% 15/03/2028	US	USD	500,000	516,780	1.32
Crestwood Midstream Ptrs. 5.625% 01/05/2027 144A	US	USD	500,000	437,848	1.12
Targa Resources Partners 5.50% 01/03/2030 144A	US	USD	300,000	301,842	0.77
Hilcorp Finance 6.25% 01/11/2028 144A	US	USD	300,000	275,856	0.71
Neptune Energy Bondco 6.625% 15/05/2025 144A	GB	USD	250,000	218,175	0.56
Endeavor Energy 6.625% 15/07/2025 144A	US	USD	200,000	207,812	0.53
Parsley Finance 5.375% 15/01/2025 144A	US	USD	200,000	204,875	0.52
Hilcorp Finance 5.75% 01/10/2025 144A	US	USD	200,000	185,605	0.47
Apache 5.10% 01/09/2040	US	USD	200,000	183,978	0.47
PDC Energy 5.75% 15/05/2026	US	USD	150,000	141,656	0.36
				2,674,427	6.84
유틸리티					
Talen Energy Supply 6.625% 15/01/2028 144A	US	USD	350,000	335,277	0.86
Talen Energy 10.50% 15/01/2026 144A	US	USD	100,000	68,438	0.18
				403,715	1.03
소재					
Olin 9.50% 01/06/2025 144A	US	USD	450,000	532,742	1.36
Berry Global 4.875% 15/07/2026 144A	US	USD	350,000	366,450	0.94
Tronox 6.50% 15/04/2026 144A	US	USD	300,000	304,653	0.78
Novelis 4.75% 30/01/2030 144A	US	USD	250,000	253,438	0.65
Graham Packaging 7.125% 15/08/2028 144A	US	USD	200,000	209,375	0.54
Tronox Finance 5.75% 01/10/2025 144A	GB	USD	200,000	200,000	0.51
Element Solutions 3.875% 01/09/2028 Reg S	US	USD	200,000	197,875	0.51
Methanex 5.65% 01/12/2044	CA	USD	200,000	192,625	0.49
White Cap Buyer 6.875% 15/10/2028 144A	US	USD	150,000	154,031	0.39
				2,411,189	6.17
산업재					
XPO Logistics 6.75% 15/08/2024 144A	US	USD	500,000	529,725	1.35
Prime Security Services 5.75% 15/04/2026 144A	US	USD	450,000	479,813	1.23
Mileage Plus 6.50% 20/06/2027 144A	US	USD	300,000	312,938	0.80
Spirit AeroSystems 7.50% 15/04/2025 144A	US	USD	250,000	252,343	0.65
Bombardier 7.50% 01/12/2024 144A	CA	USD	300,000	227,252	0.58
Delta Air Lines 7.00% 01/05/2025 144A	US	USD	200,000	218,366	0.56
TransDigm 8.00% 15/12/2025 144A	US	USD	200,000	216,760	0.55
Harsco 5.75% 31/07/2027 144A	US	USD	186,000	191,966	0.49
Global Ship Lease 9.875% 15/11/2022 144A	MH	USD	172,000	174,835	0.45
Shea Homes 4.75% 15/02/2028 144A	US	USD	150,000	151,781	0.39
				2,755,779	7.05
정보 기술					
CommScope 5.50% 01/03/2024 144A	US	USD	700,000	716,545	1.83
Dell International 8.10% 15/07/2036 144A	US	USD	450,000	609,107	1.56
Energizer Gamma 4.625% 15/07/2026 Reg S	NL	EUR	250,000	299,108	0.77
Twitter 0.25% 15/06/2024	US	USD	50,000	55,220	0.14
				1,679,980	4.30
소비재					
CCO Holdings Capital 5.375% 01/06/2029 144A	US	USD	700,000	758,548	1.94
Sirius XM Radio 5.375% 15/07/2026 144A	US	USD	700,000	730,772	1.87
Boyd Gaming 4.75% 01/12/2027	US	USD	500,000	487,285	1.25
Brookfield Residential Pty 4.875% 15/02/2030 144A	CA	USD	500,000	475,780	1.22
Mattel 6.75% 31/12/2025 144A	US	USD	450,000	473,738	1.21
Lennar 5.00% 15/06/2027	US	USD	405,000	463,725	1.19
Burger King 4.375% 15/01/2028 144A	CA	USD	433,000	439,144	1.12
LCPR Senior Secured Fin 6.75% 15/10/2027 144A	IE	USD	400,000	425,500	1.09
Sally Capital 8.75% 30/04/2025 144A	US	USD	350,000	385,438	0.99
Nordstrom 8.75% 15/05/2025 144A	US	USD	350,000	382,061	0.98
Hilton Domestic Operating 4.875% 15/01/2030	US	USD	350,000	360,719	0.92
Match Group 4.125% 01/08/2030 144A	US	USD	350,000	358,040	0.92
Ashton Woods Finance 6.625% 15/01/2028 144A	US	USD	350,000	352,625	0.90
CSC Holdings 7.50% 01/04/2028 144A	US	USD	300,000	328,875	0.84
Grubhub 5.50% 01/07/2027 144A	US	USD	300,000	312,375	0.80
DISH DBS 7.375% 01/07/2028	US	USD	300,000	302,625	0.77
CSC Holdings 5.75% 15/01/2030 144A	US	USD	232,000	248,310	0.64
CCO Holdings Capital 5.00% 01/02/2028 144A	US	USD	225,000	236,804	0.61
Ashton Woods Finance 9.875% 01/04/2027 144A	US	USD	200,000	222,712	0.57
Int'l Game Technology 6.50% 15/02/2025 144A	GB	USD	200,000	214,500	0.55
Wynn Resorts Capital 7.75% 15/04/2025 144A	US	USD	200,000	210,688	0.54
FXI Holding 12.25% 15/11/2026 144A	US	USD	200,000	209,843	0.54
ABC Supply 4.00% 15/01/2028 144A	US	USD	175,000	177,921	0.46
Burger King 5.75% 15/04/2025 144A	CA	USD	148,000	157,926	0.40
Dave & Busters 7.625% 01/11/2025 144A	US	USD	150,000	147,563	0.38
FXI Holdings 7.875% 01/11/2024 144A	US	USD	150,000	139,875	0.36
DISH Network 3.375% 15/08/2026	US	USD	150,000	134,069	0.34
Tesla 2.00% 15/05/2024	US	USD	12,000	74,700	0.19
Yum! Brands 7.75% 01/04/2025 144A	US	USD	25,000	27,526	0.07
				9,239,687	23.63
소비재					
Sigma Holdco 7.875% 15/05/2026 144A	NL	USD	400,000	394,926	1.01
Pilgrim's Pride 5.875% 30/09/2027 144A	US	USD	350,000	370,171	0.95
JBS USA Finance 6.50% 15/04/2029 144A	SU	USD	300,000	337,539	0.86
Spectrum Brands 5.50% 15/07/2030 144A	US	USD	300,000	321,563	0.82
Albertsons 4.625% 15/01/2027 144A	US	USD	300,000	309,660	0.79
Rite Aid 8.00% 15/11/2026 144A	US	USD	300,000	301,125	0.77
Kraft Heinz Foods 7.125% 01/08/2039	US	USD	200,000	269,762	0.69
Del Mont Foods 11.875% 15/05/2025 144A	US	USD	250,000	267,031	0.68
Post Holdings 5.50% 15/12/2029 144A	US	USD	230,000	248,981	0.64
New Albertsons 8.00% 01/05/2031	US	USD	200,000	231,028	0.59
Albertsons 7.50% 15/03/2026 144A	US	USD	200,000	221,975	0.57
United Natural Foods 6.75% 15/10/2028 144A	US	USD	200,000	202,750	0.52
Fresh Market 9.75% 01/05/2023 144A	US	USD	180,000	172,576	0.44
Coty 4.00% 15/04/2023 Reg S	US	EUR	100,000	95,446	0.24
				3,744,533	9.58

전체 주석 목록은 6페이지에 나와 있습니다.
별첨 재무제표에 대한 주석은 본 재무제표의 중요한 일부입니다. 투자종목 명세서 및 지역별 배분의 순자산 비율은 반올림되었습니다.

현재 투자종목 명세서서 2020년 10월 31일

	국가 코드	CCY	주식 또는 명목	시가(USD)	% 순자산
건강					
Centene 4.625% 15/12/2029	US	USD	500,000	545,648	1.40
Select Medical 6.25% 15/08/2026 144A	US	USD	500,000	528,270	1.35
Charles River Laboratories 4.25% 01/05/2028 144A	US	USD	353,000	369,129	0.94
Hill-Rom Holdings 5.00% 15/02/2025 144A	US	USD	300,000	308,063	0.79
Community Health Systems 6.625% 15/02/2025 144A	US	USD	300,000	293,280	0.75
Tenet Healthcare 5.125% 01/11/2027 144A	US	USD	200,000	206,440	0.53
Tenet Healthcare 6.125% 01/10/2028 144A	US	USD	200,000	194,375	0.50
Tenet Healthcare 7.50% 01/04/2025 144A	US	USD	100,000	107,642	0.28
				2,552,847	6.53
금융					
Navient 6.75% 15/06/2026	US	USD	250,000	252,344	0.65
				252,344	0.65
부동산					
Starwood Property Trust 4.75% 15/03/2025	US	USD	300,000	288,938	0.74
VICI Properties 4.25% 01/12/2026 144A	US	USD	233,333	237,247	0.61
				526,185	1.35
커뮤니케이션 서비스					
Sprint Spectrum 4.738% 20/03/2025 144A	US	USD	500,000	545,423	1.40
Telesat Canada 6.50% 15/10/2027 144A	CA	USD	375,000	373,650	0.96
CenturyLink 4.00% 15/02/2027 144A	US	USD	350,000	358,313	0.92
Sprint 7.125% 15/06/2024	US	USD	200,000	229,000	0.59
Sprint Capital 8.75% 15/03/2032	US	USD	150,000	224,775	0.57
Netflix 5.375% 15/11/2029 144A	US	USD	127,000	149,079	0.38
				1,880,240	4.81
목록에 없음					
에너지					
Mesquite Energy 7.25% (Perpetual) (Defaulted)	US	USD	150,000	1,500	0.00
				1,500	0.00
소비재					
JC Penney 5.875% 01/07/2023 144A (Defaulted)	US	USD	200,000	58,018	0.15
MYT Holding LLC (Pref'd)	US	USD	22,658	21,865	0.06
				79,883	0.20
커뮤니케이션 서비스					
Intelsat Jackson 8.00% 15/02/2024 144A (Defaulted)	LU	USD	500,000	508,545	1.30
Frontier Comm. 9.25% 01/07/2021 (Defaulted)	US	USD	450,000	173,506	0.44
Frontier Comm. 10.50% 15/09/2022 (Defaulted)	US	USD	150,000	62,027	0.16
				744,078	1.90
단주				(10)	(0.00)
총 투자 (비용 USD 36,633,707)				37,088,104	94.86

신용 디폴트 스왑 (Credit Default Swap)

	CCY	기본 노출	미실현 이익 / (손실) USD	% 순자산
매도 보호 CDX NA HY S35 5 년 20/12/202	USD	3,750,000	314,897	0.81
			314,897	0.81

선물환 계약

	기본 노출 USD	미실현 이익 / (손실) USD	% 순자산
구입 USD 판매 EUR 에 1.18657 12/11/2020	1,224,710	22,375	0.06
구입 USD 판매 EUR 에 1.18667 12/11/2020	170,131	3,123	0.01
구입 USD 판매 GBP 에 1.31843 12/11/2020	176,191	3,116	0.01
		28,614	0.07

선물

	CCY	기본 노출	미실현 이익 / (손실) USD	% 순자산
US Ultra Bond Future 21/12/2020	USD	(430,188)	10,059	0.03
호주 10 년 Bond Future 15/12/2020	AUD	746,661	5,827	0.01
US Treasury Note 10 Year Bond Future 21/12/2020	USD	(1,105,875)	5,784	0.01
Euro-Bobl Bond Future 08/12/2020	EUR	407,610	2,967	0.01
미국 10 년 Ultra Bond Future 21/12/2020	USD	(157,297)	1,547	0.00
US Treasury Note 5 Year Bond Future 31/12/2020	USD	3,642,445	(7,505)	(0.02)
Euro-Bund Bond Future 08/12/2020	EUR	(880,750)	(14,628)	(0.04)
			4,051	0.01

총 수익 스왑

	CCY	기본 노출	미실현 이익 / (손실) USD	% 순자산
Receive iBoxx USD Liq. LL pay 3m USD LIBOR 20/12/2020	USD	1,500,000	30,537	0.08
			30,537	0.08

기타 자산 및 부채	1,631,573	4.17
순자산	39,097,776	100.00

지역별 배분

국가	국가 코드	% 순자산
미국	US	78.13
캐나다	CA	4.77
아일랜드	IE	3.99
네덜란드	NL	2.40
영국	GB	1.62
룩셈부르크	LU	1.30
초 국가	SU	0.86
일본	JP	0.74
프랑스	FR	0.60
마샬 군도	MH	0.45
현금 및 기타 순자산		5.14

이 페이지는 공백 페이지입니다.

순자산 보고서 에서 로 2020년 10월 31일

		주식형 펀드:			
이름	합계	America Fund	American Diversified Fund	American Growth Fund	ASEAN Fund
환율 정보	USD	USD	USD	USD	USD
자산					
증권 투자자산 (시장가치 환산)	134,105,709,516	1,919,475,165	203,961,402	727,196,289	580,369,631
은행 예금	919,935,866	-	-	-	-
은행 및 증권사 예치금	3,426,000,650	35,050,882	20,786	2,097	4,024,990
투자자산 매각 미수금	1,373,305,261	2,674,741	501,547	4,070,735	5,614,782
펀드 주식 발행 미수금	480,614,456	7,037,723	2,111,675	119,345	27,830
배당금 및 이자 미수금	565,463,630	959,053	123,836	124,404	256,148
차액거래계약 미실현 이익	4,764,789	-	-	-	-
선물환계약 미실현 이익	220,734,286	114,847	-	2,610	-
선물 미실현 이익	51,658,267	-	-	-	-
스왑 미실현 이익	73,036,267	-	-	-	-
구매 옵션 (시장가치 환산)	7,895,314	-	-	-	-
자산 총계	141,229,118,302	1,965,312,411	206,719,246	731,515,480	590,293,381
부채					
투자자산 매입 미지급금	1,711,582,179	15,847,136	1,430,147	-	2,762,517
펀드 주식매입대금 상환 미지급금	622,321,039	9,748,305	194,539	1,329,452	175,160
미지급 비용	168,910,131	3,000,937	227,955	1,111,572	909,202
차액거래계약 미실현 손실	11,819,451	-	-	-	-
선물환계약 미실현 손실	287,937,906	1,857,867	-	100,831	-
선물 미실현 손실	62,601,137	-	-	-	-
스왑 미실현 손실	90,414,520	-	-	-	-
시장 가치에 서면 옵션	1,521,893	-	-	-	-
미지급 자본이득세	54,112,031	-	-	-	-
기타 미지급금	681,204	25,902	649	1,186	52
당좌차월	16,438,932	-	-	-	-
부채총계	3,028,340,423	30,480,147	1,853,290	2,543,041	3,846,931
순자산 (20년10월 31일 현재)	138,200,777,879*	1,934,832,264	204,865,956	728,972,439	586,446,450
순자산 (20년 4월 30일 현재)	118,859,673,235**	2,263,291,648	92,880,980	674,540,950	541,546,591
순자산 (19년 4월 30일 현재)	119,902,146,947**	4,157,083,008	80,076,573	773,145,086	763,976,398
순자산 (18년 4월 30일 현재)	123,475,936,619**	5,360,330,613	99,892,279	932,562,796	911,476,508
투자 비용	126,695,740,143	2,006,028,452	181,369,056	625,956,660	624,825,054

* 참고 목적상, 2020년 10월 31일 현재의 순자산 총액을 2020년 10월 31일의 기준 환율에 따라 EUR로 환산하면 EUR 118,622,166,011이 됩니다.
** 종합 순자산 총액에는 이후 마감된 자펀드의 순자산이 포함될 수 있습니다.
전체 주석 목록은 6페이지에 나와 있습니다. 별첨 재무제표에 대한 주석은 본 재무제표의 중요한 일부입니다.

Asia Focus Fund	Asia Pacific Opportunities Fund	Asian Equity Fund[1,3,4,5]	Asian Smaller Companies Fund	Asian Special Situations Fund	Australia Fund	China Consumer Fund	China Focus Fund
USD	USD	USD	USD	USD	AUD	USD	USD
2,753,311,591	1,094,047,653	1,095,769,989	690,092,998	3,585,469,109	467,746,508	3,972,465,915	2,397,315,825
-	-	-	-	-	-	-	-
123,241,378	6,907,792	10,347,705	6,399,020	32,688,629	2,482,814	196,991,711	105,679,242
16,572,180	16,328,922	11,591,261	6,697,953	41,018,596	-	52,564,973	181,857,654
50,282,771	5,894,587	501,815	115	25,433,827	1,506,528	26,190,010	595,253
1,502,781	2,147	1,298,628	534,238	4,189,824	6,557	7,057	2,141,065
-	-	-	-	-	-	-	-
-	14,273	-	57,990	229,862	-	6,220	-
-	-	-	-	-	-	-	-
-	-	-	-	-	-	-	-
-	-	1,771,465	-	5,674,697	-	-	-
2,944,910,701	1,123,195,374	1,121,280,863	703,782,314	3,694,704,544	471,742,407	4,248,225,886	2,687,589,039
13,620,010	14,710,998	20,243,472	4,231,219	75,351,343	62	62,985,354	127,530,972
2,446,043	5,237,059	508,027	2,705,711	5,385,125	335,648	4,689,894	120,633,645
3,518,244	1,197,719	1,133,263	751,247	4,590,855	703,736	5,977,510	3,885,985
465,514	-	-	-	-	-	-	-
-	21,825	-	10,021	1,228,880	-	212,747	-
-	-	-	-	-	-	-	-
-	-	-	-	-	-	-	-
-	-	-	-	-	-	-	-
4,336,075	-	1,645,315	-	4,760,167	-	-	-
-	-	31,551	5,240	2,091	244	-	1,262
-	-	-	-	109,996	-	66,490	-
24,385,886	21,167,601	23,561,628	7,703,438	91,428,457	1,039,690	73,931,995	252,051,864
2,920,524,815	1,102,027,773	1,097,719,235	696,078,876	3,603,276,087	470,702,717	4,174,293,891	2,435,537,175
2,120,852,507	643,015,636	882,525,543	632,650,844	2,889,330,019	441,981,861	3,050,067,164	3,067,588,360
2,366,969,738	370,461,330	1,010,103,360	881,486,776	3,205,060,170	459,564,488	3,290,926,234	5,022,531,328
2,357,974,590	131,415,397	1,003,617,276	889,976,181	2,998,016,306	511,002,646	2,922,196,016	4,658,339,830
1,898,475,633	940,120,774	896,331,887	728,953,258	3,004,032,813	425,277,356	2,666,273,139	2,775,254,934

이름	China Opportunities Fund	Emerging Asia Fund	Emerging Europe, Middle East and Africa Fund	Emerging Markets Focus Fund	Emerging Markets Fund
환율 정보	USD	USD	USD	USD	USD
자산					
증권 투자자산 (시장가치 환산)	63,184,139	828,598,055	377,674,904	501,490,076	5,276,712,156
은행 예금	-	-	-	-	-
은행 및 증권사 예치금	991,787	7,313,568	932,340	1,340,416	45,804,561
투자자산 매각 미수금	35,406	9,238,785	2,231,470	-	-
펀드 주식 발행 미수금	161,447	11,600,920	7,087	404,556	27,835,087
배당금 및 이자 미수금	3,544	570,556	660,205	163,502	4,860,064
차액거래계약 미실현 이익	-	-	-	-	-
선물환계약 미실현 이익	-	24,566	9,774	-	472,859
선물 미실현 이익	-	-	-	-	-
스왑 미실현 이익	-	-	-	-	-
구매 옵션 (시장가치 환산)	-	-	-	-	-
자산 총계	64,376,323	857,346,450	381,515,780	503,398,550	5,355,684,727
부채					
투자자산 매입 미지급금	51	694,013	3,487,349	-	3,183,623
펀드 주식매입대금 상환 미지급금	416,913	1,131,563	863,908	4,234,513	10,902,650
미지급 비용	105,471	1,013,962	576,705	425,609	6,404,016
차액거래계약 미실현 손실	-	213,335	-	-	-
선물환계약 미실현 손실	-	175,520	41,471	-	1,491,167
선물 미실현 손실	-	-	-	-	-
스왑 미실현 손실	-	-	-	-	-
시장 가치에 서면 옵션	-	-	-	-	-
미지급 자본이득세	-	9,624,068	-	383,372	5,124,819
기타 미지급금	123	4,452	1,959	-	23,436
당좌차월	-	-	-	-	129,993
부채총계	522,558	12,856,913	4,971,392	5,043,494	27,259,704
순자산 (20년10월 31일 현재)	63,853,765	844,489,537	376,544,388	498,355,056	5,328,425,023
순자산 (20년 4월 30일 현재)	45,441,219	932,764,161	349,976,214	227,854,228	4,212,059,573
순자산 (19년 4월 30일 현재)	56,094,999	1,077,900,647	510,868,422	100,564,809	5,481,996,935
순자산 (18년 4월 30일 현재)	61,130,406	1,211,016,065	651,690,210	59,251,506	6,767,323,511
투자 비용	48,229,073	523,289,352	402,731,210	425,914,177	3,664,068,312

Euro Blue Chip Fund	Euro STOXX 50 Fund[2]	European Dynamic Growth Fund	European Growth Fund	European Larger Companies Fund[3,4,5]	European Smaller Companies Fund	FIRST All Country World Fund	FIRST Developed World Fund[4]
EUR	EUR	EUR	EUR	EUR	EUR	USD	USD
312,186,805	146,738,974	5,414,504,664	5,641,662,380	708,586,495	808,101,232	328,413,903	41,855,144
-	-	-	-	-	-	-	-
2,866,358	715,416	1,100,440	1,723,439	7,377,149	1,710,282	214,559	34,384
118,690	-	59,690,416	25,069,662	9,890,205	5,712,936	-	-
20,069	93,081	818,637	2,463,678	267,418	182,942	55,593	-
392,802	133,284	9,059,093	8,384,315	1,128,203	770,046	659,926	78,899
-	-	-	-	-	-	-	-
73,576	-	4,276,105	1,136,612	1,042,974	1,228,460	-	-
-	-	-	-	-	-	-	-
-	-	-	-	-	-	-	-
-	-	-	-	-	-	-	-
315,658,300	147,680,755	5,489,449,355	5,680,440,086	728,292,444	817,705,898	329,343,981	41,968,427
8,192,060	-	44,509,500	8,114,503	2,185,566	6,091,243	206,492	94,536
1,487,245	341,424	26,237,996	8,850,620	15,858,415	1,559,605	471,703	-
519,469	39,392	6,551,861	9,485,490	814,653	1,265,933	377,733	33,056
-	-	-	-	-	-	-	-
34,760	-	3,366,586	429,961	101,642	1,783,116	-	-
11,359	46,127	-	262,378	-	-	-	-
-	-	-	-	-	-	-	-
-	-	-	-	-	-	-	-
-	-	-	-	-	-	-	-
100	195	1,911	1,922	2,041	581	2,382	41
-	-	-	-	-	1,856	-	-
10,244,993	427,138	80,667,854	27,144,874	18,962,317	10,702,334	1,058,310	127,633
305,413,307	147,253,617	5,408,781,501	5,653,295,212	709,330,127	807,003,564	328,285,671	41,840,794
307,666,289	149,916,145	5,237,775,787	5,893,401,630	819,941,601	735,716,246	295,178,527	35,485,522
458,886,915	179,224,066	2,341,433,862	7,415,278,282	1,625,940,730	981,095,169	185,554,564	34,572,856
616,762,817	211,607,716	1,558,458,869	7,318,120,857	1,199,125,555	1,080,109,424	82,027,210	27,552,686
308,819,103	139,445,442	5,157,230,609	6,385,666,357	824,483,396	870,864,690	313,071,684	37,056,471

이름	FIRST European Value Fund	France Fund	Germany Fund	Global Communications Fund[4]	Global Consumer Industries Fund
환율 정보	EUR	EUR	EUR	EUR	EUR
자산					
증권 투자자산 (시장가치 환산)	13,935,674	45,726,797	901,009,801	104,552,236	1,068,242,620
은행 예금	-	-	-	-	-
은행 및 증권사 예치금	4,862	8,593	1,004,643	381,089	5,007,422
투자자산 매각 미수금	-	32,166	13,995,039	468,974	32,317,599
펀드 주식 발행 미수금	14	2,520	3,077,006	454,084	4,807,719
배당금 및 이자 미수금	44,415	4,843	2,014,415	56,652	446,820
차액거래계약 미실현 이익	-	-	-	-	-
선물환계약 미실현 이익	-	-	392,025	-	47,897
선물 미실현 이익	-	-	-	-	-
스왑 미실현 이익	-	-	-	-	-
구매 옵션 (시장가치 환산)	-	-	-	-	-
자산 총계	13,984,965	45,774,919	921,492,929	105,913,035	1,110,870,077
부채					
투자자산 매입 미지급금	1,550	8,564	1,141,542	513,512	22,143,779
펀드 주식매입대금 상환 미지급금	-	23,802	12,875,666	34,441	12,482,143
미지급 비용	24,246	73,264	1,412,357	164,835	1,631,360
차액거래계약 미실현 손실	-	-	-	-	-
선물환계약 미실현 손실	-	-	45,138	-	916,406
선물 미실현 손실	-	-	-	-	-
스왑 미실현 손실	-	-	-	-	-
시장 가치에 서면 옵션	-	-	-	-	-
미지급 자본이득세	-	-	-	-	-
기타 미지급금	90	13	241	600	31,749
당좌차월	-	-	-	-	-
부채총계	25,886	105,643	15,474,944	713,388	37,205,437
순자산 (20년10월 31일 현재)	13,959,079	45,669,276	906,017,985	105,199,647	1,073,664,640
순자산 (20년 4월 30일 현재)	15,632,730	48,161,957	758,684,014	15,977,863	1,026,857,536
순자산 (19년 4월 30일 현재)	18,855,946	117,115,983	779,512,252	1,103,804	1,167,427,769
순자산 (18년 4월 30일 현재)	120,711,736	219,065,515	878,475,866	-	781,335,704
투자 비용	15,718,740	93,755,254	944,546,167	97,695,483	823,637,996

Global Demographics Fund	Global Financial Services Fund	Global Focus Fund	Global Health Care Fund	Global Industrials Fund	Global Infrastructure Fund	Global Low Volatility Equity Fund[4]	Global Property Fund[6]
USD	EUR	USD	EUR	EUR	EUR	USD	USD
831,915,964	398,653,687	653,554,844	1,138,596,203	63,657,092	69,444,878	28,272,741	187,614,135
-	-	-	-	-	-	-	-
58,516	6,082,934	158,396	1,718,034	78,898	72,714	143,430	335,306
11,043,699	3,669,630	2,700,229	613,717	699,232	533,311	-	-
1,134,638	315,899	524,243	1,043,030	446,805	58,404	-	15,747
695,066	504,481	476,412	1,754,394	65,798	347,444	21,413	245,301
-	-	-	-	-	2,642	-	-
372,198	33,625	93,137	-	-	39,469	1	-
-	-	-	-	-	-	-	-
-	-	-	-	-	-	-	-
-	-	-	-	-	-	-	-
845,220,081	409,260,256	657,507,261	1,143,725,378	64,947,825	70,498,862	28,437,585	188,210,489
5,677,267	2,166,232	3,159,526	690,575	584,247	352,202	-	45,993
1,163,401	4,724,831	858,485	673,274	52,610	607,018	12,347	158,431
1,262,991	566,807	983,737	1,841,363	96,064	106,904	9,419	271,209
-	217,133	-	-	-	26,365	-	-
4,638,956	18,436	965,181	-	-	36,886	772	-
-	-	-	-	-	-	-	-
-	-	-	-	-	-	-	-
-	-	-	-	-	-	-	-
16,287	-	415,716	-	-	-	-	10,191
-	-	-	1,183	-	-	-	427
5	-	-	-	1	-	-	-
12,758,907	7,693,439	6,382,645	3,206,395	732,922	1,129,375	22,538	486,251
832,461,174	401,566,817	651,124,616	1,140,518,983	64,214,903	69,369,487	28,415,047	187,724,238
641,186,398	798,117,350	536,271,232	1,120,392,216	57,048,270	75,695,959	26,656,450	170,705,168
523,726,965	1,125,118,306	543,135,000	750,719,306	93,128,818	88,015,248	5,427,746	204,563,622
443,444,103	1,756,855,905	542,621,456	607,210,253	112,411,136	84,633,361	-	198,333,795
667,436,181	413,203,798	552,164,626	1,030,685,714	62,876,164	86,846,584	26,706,515	186,393,054

순자산 보고서 에서 로 2020년 10월 31일 - 계속

이름	Global Technology Fund	Greater China Fund	Greater China Fund II[1,3,4,5]	Iberia Fund	India Focus Fund[7]
환율 정보	EUR	USD	USD	EUR	USD
자산					
증권 투자자산 (시장가치 환산)	7,299,993,396	854,067,669	757,153,246	207,442,966	1,697,794,499
은행 예금	-	-	-	-	-
은행 및 증권사 예치금	395,513	7,284,736	2,857,707	10,763,841	29,209,377
투자자산 매각 미수금	61,339,051	5,220,064	7,161,423	2,386,128	27,226,250
펀드 주식 발행 미수금	2,864,985	1,902,585	826,848	126,183	275,751
배당금 및 이자 미수금	3,799,275	56,675	46,882	1,761,803	2,151,956
차액거래계약 미실현 이익	-	-	-	-	-
선물환계약 미실현 이익	694,519	-	-	-	-
선물 미실현 이익	-	-	-	-	-
스왑 미실현 이익	-	-	-	-	-
구매 옵션 (시장가치 환산)	-	-	-	-	-
자산 총계	7,369,086,739	868,531,729	768,046,106	222,480,921	1,756,657,833
부채					
투자자산 매입 미지급금	27,047,270	2,561,170	3,221,412	143,690	30,009,780
펀드 주식매입대금 상환 미지급금	11,069,539	714,439	-	10,072,633	4,323,835
미지급 비용	10,762,266	1,382,648	682,711	371,580	2,432,385
차액거래계약 미실현 손실	-	-	-	-	-
선물환계약 미실현 손실	3,986,913	-	-	-	-
선물 미실현 손실	-	-	-	-	-
스왑 미실현 손실	-	-	-	-	-
시장 가치에 서면 옵션	-	-	-	-	-
미지급 자본이득세	-	-	-	-	25,499,913
기타 미지급금	17,761	-	26,147	133	10,818
당좌차월	34,331	-	-	-	4,437,482
부채총계	52,918,080	4,658,257	3,930,270	10,588,036	66,714,213
순자산 (20년10월 31일 현재)	7,316,168,659	863,873,472	764,115,836	211,892,885	1,689,943,620
순자산 (20년 4월 30일 현재)	6,207,649,005	687,983,401	586,255,925	261,440,765	1,412,401,407
순자산 (19년 4월 30일 현재)	4,190,650,987	795,840,942	652,348,162	488,309,580	1,824,270,451
순자산 (18년 4월 30일 현재)	2,803,545,984	759,255,766	643,388,628	688,791,631	1,786,403,824
투자 비용	6,257,591,085	563,262,968	503,628,474	295,011,164	1,247,458,325

Indonesia Fund	International Fund	Italy Fund	Japan Advantage Fund[8]	Japan Aggressive Fund[8]	Japan Fund[8]	Japan Smaller Companies Fund[8]	Latin America Fund
USD	USD	EUR	JPY	JPY	JPY	JPY	USD
237,923,361	1,327,611,359	226,221,421	50,994,843,522	89,313,105,454	33,373,268,384	7,902,266,780	523,236,554
-	952,350	-	-	-	-	-	-
1,509,683	324,715,428	5,706,587	1,940,229,284	307,637,835	154,913,521	5,793,158	173,908
616,492	8,351,158	906,426	284,353,207	976,243,711	154,429,350	47,569,821	3,762,926
27,365	563,224	-	3,707,719	103,132,884	40,983,289	2,635,812	126,820
66,373	1,444,559	143	394,837,295	300,401,977	177,112,619	29,873,784	367,028
-	-	-	-	-	-	-	-
-	33,604	-	999,752	384,051	-	17,782	-
-	306,711	-	-	-	-	-	-
-	-	-	-	-	-	-	-
-	-	-	-	-	-	-	-
240,143,274	1,663,978,393	232,834,577	53,618,970,779	91,000,905,912	33,900,707,163	7,988,157,137	527,667,236
683,637	4,993,121	-	978,703,514	481,634,409	79,513,735	13,745,023	7,318,402
1,149,798	6,807,729	8,177,918	101,737,341	858,034,065	164,820,473	31,173,610	1,607,068
384,743	2,585,048	418,451	59,623,146	83,668,602	53,022,351	12,915,404	702,543
-	7,450	-	-	-	-	-	-
-	54,513	-	54,715,226	17,354,426	41,845,912	8,331,641	-
-	7,481,728	-	-	-	-	-	-
-	-	-	-	-	-	-	-
-	-	-	-	-	-	-	-
-	604	-	-	-	-	-	-
41	4,748	259	30,327	-	-	-	1,424
-	869	-	-	-	-	-	-
2,218,219	21,935,810	8,596,628	1,194,809,554	1,440,691,502	339,202,471	66,165,678	9,629,437
237,925,055	1,642,042,583	224,237,949	52,424,161,225	89,560,214,410	33,561,504,692	7,921,991,459	518,037,799
196,443,573	1,604,222,583	231,172,769	24,787,351,021	75,236,687,819	28,701,431,445	7,386,175,370	472,347,131
351,252,816	1,919,696,909	367,926,987	37,002,048,760	79,347,716,572	33,451,588,926	10,118,598,418	1,321,530,435
357,754,182	2,036,564,660	653,124,140	54,193,764,016	65,290,513,950	36,400,320,810	18,937,732,328	1,305,787,927
256,728,035	1,285,546,066	232,996,753	51,874,499,701	74,500,339,197	27,539,651,232	6,311,154,554	562,066,696

이름	Malaysia Fund	Nordic Fund	Pacific Fund	Singapore Fund	Sustainable Eurozone Equity Fund[4]
환율 정보	USD	SEK	USD	USD	EUR
자산					
증권 투자자산 (시장가치 환산)	56,292,825	2,891,564,755	1,716,804,552	50,416,593	273,244,015
은행 예금	-	-	-	-	-
은행 및 증권사 예치금	316,320	2,513,519	19,038,843	1,131,915	415,420
투자자산 매각 미수금	18,170	116,357,930	15,589,887	244,074	2,073,568
펀드 주식 발행 미수금	-	120,347	476,110	19,655	119,419
배당금 및 이자 미수금	120,952	6,141,268	1,868,400	69,747	223,673
차액거래계약 미실현 이익	-	-	-	-	-
선물환계약 미실현 이익	-	1,017,311	164,556	-	-
선물 미실현 이익	-	-	-	-	-
스왑 미실현 이익	-	-	-	-	-
구매 옵션 (시장가치 환산)	-	-	-	-	-
자산 총계	56,748,267	3,017,715,130	1,753,942,348	51,881,984	276,076,095
부채					
투자자산 매입 미지급금	-	30,189,729	7,458,905	418,451	535,264
펀드 주식매입대금 상환 미지급금	118,356	19,721,914	2,223,084	94	1,729,864
미지급 비용	94,000	5,113,337	2,298,848	85,426	447,633
차액거래계약 미실현 손실	-	-	1,899,132	-	-
선물환계약 미실현 손실	-	176,825	128,752	-	-
선물 미실현 손실	-	-	-	-	-
스왑 미실현 손실	-	-	-	-	-
시장 가치에 서면 옵션	-	-	-	-	-
미지급 자본이득세	-	-	-	-	-
기타 미지급금	21	71,011	5,630	37	1,035
당좌차월	-	-	-	-	-
부채총계	212,377	55,272,816	14,014,351	504,008	2,713,796
순자산 (20년10월 31일 현재)	56,535,890	2,962,442,314	1,739,927,997	51,377,976	273,362,299
순자산 (20년 4월 30일 현재)	51,431,508	2,890,559,976	1,485,913,535	44,439,314	233,111,839
순자산 (19년 4월 30일 현재)	78,270,926	4,919,092,391	1,996,909,470	60,887,102	244,960,714
순자산 (18년 4월 30일 현재)	117,499,103	6,283,978,564	2,660,517,700	67,029,471	287,241,382
투자 비용	59,305,531	3,562,093,970	1,684,595,004	56,729,484	281,805,176

Sustainable Global Equity Fund[4]	Sustainable Water & Waste Fund[4]	Switzerland Fund	Taiwan Fund	Thailand Fund	UK Special Situations Fund[1,3,4,5]	United Kingdom Fund	World Fund
USD	USD	CHF	USD	USD	GBP	GBP	USD
167,552,784	2,001,556,860	253,398,306	65,191,153	193,870,593	11,459,647	40,987,476	3,721,766,475
-	-	-	-	-	-	-	-
553,076	9,739,078	7,299,138	3,840,333	1,185,349	10,882	863	5,431,603
-	8,824,948	1	53,318	124,615	37,914	566,519	9,564,011
82,481	1,148,301	39,275	-	1,537	-	2,031	1,102,215
273,403	833,738	5,047	-	-	12,448	69,492	3,956,877
-	-	-	-	-	3,210	-	-
-	246,237	-	-	-	-	-	285,021
-	-	-	-	-	-	-	-
-	-	-	-	-	-	-	-
-	-	-	-	-	-	-	-
168,461,744	2,022,349,162	260,741,767	69,084,804	195,182,094	11,524,101	41,626,381	3,742,106,202
-	13,899,692	-	53,316	301,475	55,704	321,126	9,444,181
1,575	3,089,646	378,764	53,421	111,824	17,336	70,309	4,720,095
143,332	2,883,033	440,971	110,984	325,345	9,956	64,512	5,036,396
-	-	-	-	-	40,271	-	1,924,054
-	5,148,903	-	-	-	-	-	1,791,372
-	-	117,061	38,400	-	-	-	-
-	-	-	-	-	-	-	-
-	-	-	-	-	-	-	-
-	-	-	-	-	-	-	-
782	13,055	120	95	27	248	425	36,240
-	-	-	-	-	-	165,856	-
145,689	25,034,329	936,916	256,216	738,671	123,515	622,228	22,952,338
168,316,055	1,997,314,833	259,804,851	68,828,588	194,443,423	11,400,586	41,004,153	3,719,153,864
121,701,729	1,511,914,883	226,764,288	55,107,763	215,474,488	14,970,202	44,323,663	3,263,057,956
110,713,791	74,021,685	263,964,044	56,810,807	323,248,664	14,514,071	60,926,903	3,256,435,217
100,165,990	-	265,222,358	67,540,272	463,824,625	-	74,269,241	2,891,612,231
166,313,392	1,888,855,709	219,107,873	49,670,698	216,805,979	13,170,344	47,016,868	3,069,620,915

순자산 보고서 에서 로 2020년 10월 31일 - 계속

	Equity Income Funds:				자산 배분 펀드:
이름	Asia Pacific Dividend Fund	European Dividend Fund	Global Dividend Fund	Global Equity Income Fund[4]	Fidelity S lection Internationale[4]
환율 정보	USD	EUR	USD	USD	EUR
자산					
증권 투자자산 (시장가치 환산)	286,378,177	81,667,084	8,205,224,022	215,987,587	108,966,774
은행 예금	-	-	-	-	-
은행 및 증권사 예치금	13,531,037	69	96,623,576	299,318	17,324,997
투자자산 매각 미수금	108,605,770	-	20,752,236	-	474,781
펀드 주식 발행 미수금	117,000	326,365	19,042,263	3,447	-
배당금 및 이자 미수금	143,764	191,086	18,709,354	393,958	167,727
차액거래계약 미실현 이익	-	-	-	-	1,920
선물환계약 미실현 이익	25,244	365,075	5,890,698	-	4,788
선물 미실현 이익	-	-	-	-	-
스왑 미실현 이익	-	-	-	-	-
구매 옵션 (시장가치 환산)	-	-	-	-	-
자산 총계	408,800,992	82,549,679	8,366,242,149	216,684,310	126,940,987
부채					
투자자산 매입 미지급금	48,084,391	239,419	31,751,994	110,954	372,491
펀드 주식매입대금 상환 미지급금	68,981,884	49,868	12,247,134	163,450	180,794
미지급 비용	532,211	141,284	12,726,012	114,990	251,138
차액거래계약 미실현 손실	-	-	-	-	24,825
선물환계약 미실현 손실	149,204	188,658	24,816,929	-	9,240
선물 미실현 손실	-	-	-	-	631,047
스왑 미실현 손실	-	-	-	-	-
시장 가치에 서면 옵션	-	-	-	-	-
미지급 자본이득세	923,046	-	-	-	35,442
기타 미지급금	17	355	54,756	496	313
당좌차월	-	-	39,998	-	-
부채총계	118,670,753	619,584	81,636,823	389,890	1,505,290
순자산 (20년10월 31일 현재)	290,130,239	81,930,095	8,284,605,326	216,294,420	125,435,697
순자산 (20년 4월 30일 현재)	318,803,989	86,574,013	7,610,492,582	136,175,121	124,860,619
순자산 (19년 4월 30일 현재)	372,140,556	120,408,046	5,820,863,567	66,817,880	152,893,683
순자산 (18년 4월 30일 현재)	470,747,102	306,647,059	5,520,350,575	75,761,011	150,849,293
투자 비용	222,345,128	83,622,256	7,720,234,806	194,090,392	112,945,623

멀티 에셋 펀드:

Asia Pacific Multi Asset Growth & Income Fund[1,3,4]	European Multi Asset Income Fund	Fidelity Patrimoine[4]	Global Multi Asset Income Fund[5]	Global Multi Asset Tactical Defensive Fund[4]	Global Multi Asset Tactical Moderate Fund[4]	Greater China Multi Asset Growth & Income Fund[1,3]	Growth & Income Fund
USD	EUR	EUR	USD	USD	USD	USD	USD
59,332,793	546,445,706	131,099,382	9,529,968,108	107,983,978	177,858,338	14,508,800	99,085,758
220	-	-	-	7,788,024	14,280,471	1,069	-
3,162,677	25,454,873	10,988,170	328,606,993	12,003,508	23,305,026	522,593	2,700,893
402,186	7,065,182	1,818,252	70,029,501	1,722,750	2,802,528	195,453	588,624
274,194	1,550	-	10,477,882	4,162	7,372	791,335	133,991
556,220	4,222,587	264,807	99,298,954	271,314	350,440	128,055	906,283
-	33,685	1,759	470,290	1,331	1,144	-	377
128,811	1,122,976	987,520	61,180,216	738,848	1,379,151	38,348	474,491
23,300	76,944	1,362,879	22,209,024	2,312,793	2,052,431	2,370	184,458
15,122	482,907	-	5,942,233	-	-	19,132	23,212
5,630	-	-	-	-	-	-	-
63,901,153	584,906,410	146,522,769	10,128,183,201	132,826,708	222,036,901	16,207,155	104,098,087
428,691	14,139,708	1,735,282	122,444,440	1,654,592	3,108,663	1,003,430	948,392
298,756	2,629,525	351,209	24,147,877	715,699	670,818	-	264,503
89,794	722,930	223,968	14,069,496	183,615	309,310	19,602	106,233
-	40,902	1,080,572	1,541,487	592,882	1,672,465	-	53,498
313,006	915,044	627,024	62,477,593	362,889	571,171	50,931	361,374
32,456	269,053	2,486,009	5,782,825	1,377,933	3,779,520	3,030	33,796
6,014	279,482	-	10,613,922	-	-	3,032	22,905
-	63,247	-	1,382,401	-	-	-	13,600
4,806	-	-	-	-	-	-	-
827	1,076	654	101,210	3,941	3,721	-	-
32	-	233,857	3,717,134	-	-	34	30,258
1,174,382	19,060,967	6,738,575	246,278,385	4,891,551	10,115,668	1,080,059	1,834,559
62,726,771	565,845,443	139,784,194	9,881,904,816	127,935,157	211,921,233	15,127,096	102,263,528
49,485,220	604,105,964	158,583,928	9,430,103,903	140,522,289	236,948,019	8,837,298	98,377,272
22,312,118	744,736,507	242,653,456	7,971,138,467	183,231,583	345,899,853	7,735,112	105,531,782
7,286,245	934,768,360	288,746,166	8,261,891,559	209,307,769	447,462,383	7,769,878	97,077,852
58,844,205	565,463,965	137,140,039	9,665,878,607	112,473,007	183,549,992	13,304,994	97,898,372

순자산 보고서 에서 로 2020년 10월 31일 - 계속

이름	Fidelity SMART Funds: SMART Global Defensive Fund[4]	SMART Global Moderate Fund	채권형 펀드: Asia Pacific Strategic Income Fund	Asian Bond Fund	Asian High Yield Fund
환율 정보	USD	USD	USD	USD	USD
자산					
증권 투자자산 (시장가치 환산)	203,264,656	166,910,818	42,846,523	2,542,904,093	4,224,043,463
은행 예금	-	3,275,339	-	-	-
은행 및 증권사 예치금	74,586,955	57,245,999	1,652,165	127,613,062	186,374,737
투자자산 매각 미수금	6,724,001	3,374,565	92,876	5,994,736	1,495,265
펀드 주식 발행 미수금	2,281	29,325	2,604,494	42,916,055	5,552,055
배당금 및 이자 미수금	893,805	774,330	576,265	21,523,101	74,003,655
차액거래계약 미실현 이익	5,000	7,170	-	-	-
선물환계약 미실현 이익	1,854,184	1,298,516	391,522	2,610,675	4,505,327
선물 미실현 이익	1,094,830	565,674	1,691	6,140,824	754,647
스왑 미실현 이익	226,435	174,037	114,569	59,277	13,101,108
구매 옵션 (시장가치 환산)	-	-	-	-	-
자산 총계	288,652,147	233,655,773	48,280,105	2,749,761,823	4,509,830,257
부채					
투자자산 매입 미지급금	6,500,973	3,929,616	1,566,370	31,063,322	23,158,843
펀드 주식매입대금 상환 미지급금	782,218	387,921	-	25,882	13,751,021
미지급 비용	371,096	330,873	44,520	1,904,547	5,027,106
차액거래계약 미실현 손실	12,594	15,143	-	-	-
선물환계약 미실현 손실	953,501	1,081,824	533,455	3,127,849	5,094,236
선물 미실현 손실	594,739	1,053,720	14,336	2,156,384	847,041
스왑 미실현 손실	962,601	548,526	90,127	989,907	3,203,998
시장 가치에 서면 옵션	14,806	18,116	-	-	-
미지급 자본이득세	13,689	15,609	-	-	-
기타 미지급금	3,608	2,493	277	-	21,156
당좌차월	2,947	3,568	38,728	-	-
부채총계	10,212,772	7,387,409	2,287,813	39,267,891	51,103,401
순자산 (20년10월 31일 현재)	278,439,375	226,268,364	45,992,292	2,710,493,932	4,458,726,856
순자산 (20년 4월 30일 현재)	311,007,105	217,429,745	27,925,230	1,388,203,294	3,861,182,114
순자산 (19년 4월 30일 현재)	242,181,758	263,338,828	13,423,057	1,105,173,092	5,208,894,853
순자산 (18년 4월 30일 현재)	234,351,953	297,056,364	12,059,777	726,974,201	4,324,842,968
투자 비용	202,755,611	166,672,181	43,559,753	2,542,069,680	4,626,925,163

전체 주석 목록은 6페이지에 나와 있습니다. 별첨 재무제표에 대한 주석은 본 재무제표의 중요한 일부입니다.

China High Yield Fund	China RMB Bond Fund[4]	Emerging Market Corporate Debt Fund	Emerging Market Debt Fund	Emerging Market Local Currency Debt Fund[4]	Emerging Market Total Return Debt Fund[4]	Emerging Markets Inflation-linked Bond Fund[4]	Euro Bond Fund
USD	USD	USD	USD	USD	USD	USD	EUR
1,452,948,500	248,732,094	189,361,991	2,516,712,576	362,527,461	807,188,774	40,234,323	1,171,251,374
-	-	-	-	-	-	-	-
54,091,143	2,700,279	9,213,764	48,818,839	10,574,120	21,953,723	903,600	160,535,687
33,059	6,969,114	-	5,309,916	9,804,662	598,850	-	35,632,103
26,126,826	642,636	77,789	1,645,402	454,792	28,601,031	-	19,717,886
26,036,181	2,736,971	2,571,046	37,872,454	7,050,299	12,697,582	429,009	3,969,017
-	-	-	-	-	-	-	-
1,323,676	6,303,898	909,112	13,446,597	9,410,561	24,448,035	1,153,183	448,392
87,278	45,321	506,960	1,054,119	114,302	1,340,649	5,855	2,247,629
5,818,671	-	312,772	6,362,429	1,740,074	14,470,766	-	2,599,392
-	-	-	-	-	-	-	-
1,566,465,334	268,130,313	202,953,434	2,631,222,332	401,676,271	911,299,410	42,725,970	1,396,401,480
27,719,723	6,702,956	-	26,859	10,311,009	7,411	-	14,463,987
977,446	24,644	200,416	17,041,632	17,948	3,603,788	60,231	1,526,445
1,996,421	200,530	263,543	2,795,939	275,390	800,737	58,102	948,728
-	-	-	-	-	-	-	-
1,480,303	2,732,401	1,624,486	17,943,071	16,622,770	34,107,641	1,014,279	349,523
548,142	170,879	419,949	8,273,647	123,935	1,331,952	673	702,361
810,235	106,375	374,578	19,298,654	798,866	9,855,912	-	-
-	-	-	-	-	-	-	-
-	-	-	-	-	-	-	-
4,660	-	937	10,618	1,578	-	628	2,457
109,999	-	-	-	7,187,004	-	-	-
33,646,929	9,937,785	2,883,909	65,390,420	35,338,500	49,707,441	1,133,913	17,993,501
1,532,818,405	258,192,528	200,069,525	2,565,831,912	366,337,771	861,591,969	41,592,057	1,378,407,979
1,107,892,706	249,579,312	146,166,928	2,183,352,684	372,015,283	894,040,744	49,060,852	923,557,269
332,732,897	200,041,944	91,001,906	2,319,159,594	349,650,807	760,518,897	75,293,836	760,230,616
92,670,392	176,881,379	95,798,630	1,746,573,725	226,226,631	500,159,164	80,264,014	1,206,959,323
1,491,403,773	260,022,667	192,825,709	2,746,289,541	381,436,870	869,535,811	44,256,385	1,156,363,755

이름	Euro Corporate Bond Fund	Euro Short Term Bond Fund	European High Yield Fund	Flexible Bond Fund	Global Bond Fund
환율 정보	EUR	EUR	EUR	GBP	USD
자산					
증권 투자자산 (시장가치 환산)	648,272,725	3,434,188,546	2,836,217,493	316,302,632	1,325,513,568
은행 예금	-	-	-	-	-
은행 및 증권사 예치금	33,933,544	388,900,584	33,667,055	11,012,639	18,061,389
투자자산 매각 미수금	1,372,833	-	26,715,927	7,601,752	22,548,395
펀드 주식 발행 미수금	2,724,613	53,799,715	140,987	1,079,892	7,029,011
배당금 및 이자 미수금	3,456,112	10,190,437	34,971,333	2,517,490	5,440,171
차액거래계약 미실현 이익	-	-	-	-	-
선물환계약 미실현 이익	168,024	-	5,788,901	2,200,487	3,459,379
선물 미실현 이익	589,219	1,672,499	867,061	71,204	692,464
스왑 미실현 이익	933,132	-	4,213,539	2,657,736	442,453
구매 옵션 (시장가치 환산)	-	-	-	-	-
자산 총계	691,450,202	3,888,751,781	2,942,582,296	343,443,832	1,383,186,830
부채					
투자자산 매입 미지급금	28,527,159	60,049,293	130,833,654	16,544,295	110,710,080
펀드 주식매입대금 상환 미지급금	20,018	155,895	5,009,849	148,511	871,393
미지급 비용	406,058	1,881,217	2,732,079	320,955	759,505
차액거래계약 미실현 손실	-	-	-	-	-
선물환계약 미실현 손실	143,392	2,353,807	10,430,806	6,922,950	5,221,428
선물 미실현 손실	585,886	-	2,939,175	334,364	1,207,786
스왑 미실현 손실	-	-	3,631,488	3,877,006	1,213,794
시장 가치에 서면 옵션	-	-	-	-	-
미지급 자본이득세	-	-	-	-	-
기타 미지급금	2,386	9,634	5,245	8,480	22,533
당좌차월	-	-	-	-	-
부채총계	29,684,899	64,449,846	155,582,296	28,156,561	120,006,519
순자산 (20년10월 31일 현재)	661,765,303	3,824,301,935	2,787,000,000	315,287,271	1,263,180,311
순자산 (20년 4월 30일 현재)	272,571,064	2,558,687,553	2,433,762,717	263,566,186	822,265,040
순자산 (19년 4월 30일 현재)	231,785,157	1,866,511,951	2,605,109,092	247,692,137	376,368,275
순자산 (18년 4월 30일 현재)	339,654,394	2,180,524,010	3,395,584,804	304,204,128	302,572,717
투자 비용	642,305,557	3,425,804,592	2,926,109,493	316,103,557	1,301,329,762

Global Corporate Bond Fund[4]	Global High Yield Fund[4]	Global Hybrids Bond Fund[4]	Global Income Fund	Global Inflation-linked Bond Fund	Global Short Duration Income Fund	Sustainable Reduced Carbon Bond Fund[4]	Sustainable Strategic Bond Fund
USD	USD	USD	USD	USD	USD	USD	USD
271,387,134	209,436,264	123,228,812	550,544,358	1,494,434,611	1,064,231,457	34,582,904	383,968,389
-	-	-	-	-	-	-	-
3,073,508	5,040,135	355,606	7,370,614	95,298,832	20,759,616	851,033	11,854,444
2,718,010	780,347	842,217	1,855,925	68,281,078	8,716,568	-	6,131,803
1,265,711	65,617	400,194	1,814,511	605,035	100,571	15,709	2,166,457
2,236,338	3,241,616	1,579,967	6,017,202	1,027,408	10,495,949	278,634	2,539,985
-	-	-	-	-	-	-	-
1,361,929	1,218,278	421,185	4,807,017	19,847,994	11,023,558	142,633	4,958,352
128,428	228,073	232	895,364	4,232	692,346	34,622	440,624
-	908,440	-	932,284	3,250,995	551,047	-	2,697,071
-	-	-	-	-	-	-	-
282,171,058	220,918,770	126,828,213	574,237,275	1,682,750,185	1,116,571,112	35,905,535	414,757,125
8,155,953	4,463,807	2,768,680	8,333,190	87,816,949	18,352,322	-	17,308,751
647,940	534,783	89,105	728,882	4,072,990	4,433,335	-	129,422
168,725	277,013	87,905	667,389	515,523	1,016,754	22,338	432,455
-	-	-	-	-	-	-	-
1,224,851	1,394,891	228,928	2,717,683	17,286,314	7,075,759	276,588	5,597,501
649,904	59,564	-	597,405	691,998	85,017	105,904	425,836
288,902	70,191	-	879,397	18,831,100	372,803	-	4,126,150
-	-	-	-	-	-	-	-
-	-	-	-	-	-	-	-
1,252	2,573	823	1,808	38,622	23,010	102	-
-	-	-	-	-	-	-	-
11,137,527	6,802,822	3,175,441	13,925,754	129,253,496	31,359,000	404,932	28,020,115
271,033,531	214,115,948	123,652,772	560,311,521	1,553,496,689	1,085,212,112	35,500,603	386,737,010
218,886,457	190,006,687	96,936,764	560,261,842	1,323,115,900	1,149,443,606	26,999,599	244,039,198
148,167,889	210,101,667	63,963,271	372,621,283	1,177,409,062	632,015,142	194,443,446	268,096,601
112,558,662	354,096,616	96,936,459	294,475,638	1,435,159,021	187,358,936	234,541,259	399,836,917
264,273,146	212,500,757	123,295,808	533,614,316	1,443,298,239	1,046,926,911	33,897,459	379,585,205

순자산 보고서 에서 로 2020년 10월 31일 - 계속

	현금 펀드:				
이름	US Dollar Bond Fund	US High Yield Fund	Australian Dollar Cash Fund	Euro Cash Fund	Sterling Cash Fund
환율 정보	USD	USD	AUD	EUR	GBP
자산					
증권 투자자산 (시장가치 환산)	2,553,584,019	3,642,029,440	77,826,520	472,683,011	65,499,412
은행 예금	-	-	51,250,210	182,367,763	43,516,583
은행 및 증권사 예치금	28,299,895	5,426,456	12,136,655	2	1
투자자산 매각 미수금	111,147,446	20,954,064	-	10,293,046	-
펀드 주식 발행 미수금	6,865,326	14,558,091	-	6,429,808	101,891
배당금 및 이자 미수금	13,267,420	54,742,512	277,078	(5,537)	8,232
차액거래계약 미실현 이익	-	-	-	-	-
선물환계약 미실현 이익	8,221,391	-	-	-	-
선물 미실현 이익	508,532	-	-	-	-
스왑 미실현 이익	1,333,451	-	-	-	-
구매 옵션 (시장가치 환산)	-	-	-	-	-
자산 총계	2,723,227,480	3,737,710,563	141,490,463	671,768,093	109,126,119
부채					
투자자산 매입 미지급금	117,219,264	25,819,936	-	-	1,999,671
펀드 주식매입대금 상환 미지급금	13,324,169	16,092,001	2,830,278	58,623,618	204,829
미지급 비용	1,755,620	3,437,955	79,876	291,566	57,039
차액거래계약 미실현 손실	-	-	-	-	-
선물환계약 미실현 손실	5,070,521	3,447,394	-	-	-
선물 미실현 손실	4,962,074	-	-	-	-
스왑 미실현 손실	5,180,883	-	-	-	-
시장 가치에 서면 옵션	-	-	-	-	-
미지급 자본이득세	-	-	-	-	-
기타 미지급금	1,939	16,153	378	607	6,731
당좌차월	-	-	-	-	-
부채총계	147,514,470	48,813,439	2,910,532	58,915,791	2,268,270
순자산 (20년10월 31일 현재)	2,575,713,010	3,688,897,124	138,579,931	612,852,302	106,857,849
순자산 (20년 4월 30일 현재)	1,953,444,129	3,309,387,120	142,553,914	640,556,865	110,676,669
순자산 (19년 4월 30일 현재)	1,075,131,072	3,317,454,373	120,221,244	560,182,044	69,827,476
순자산 (18년 4월 30일 현재)	841,186,224	3,842,983,416	124,763,285	470,978,324	71,820,849
투자 비용	2,502,795,942	3,716,734,826	77,911,565	473,033,597	65,480,395

	Fidelity Lifestyle 펀드:						
US Dollar Cash Fund	Fidelity Target™ 2020 Fund	Fidelity Target™ 2020 (Euro) Fund[4]	Fidelity Target™ 2025 (Euro) Fund	Fidelity Target™ 2030 (Euro) Fund	Fidelity Target™ 2035 (Euro) Fund[4]	Fidelity Target™ 2040 (Euro) Fund[4]	Fidelity Target™ 2045 (Euro) Fund[4]
USD	USD	EUR	EUR	EUR	EUR	EUR	EUR
1,316,688,376	13,567,130	126,244,689	195,749,585	215,918,000	149,898,065	159,944,498	65,178,571
532,354,532	4,821,661	-	-	-	-	-	-
2	59,035	1,178,573	22,827,987	25,472,650	18,403,297	19,476,802	7,845,984
453,293	33,920	290,007	4,218,327	3,275,904	1,715,467	1,445,871	565,083
2,799,986	-	41,130	200,881	369,173	461,434	740,648	371,231
289,614	8,628	401,927	539,164	445,718	214,477	191,058	74,438
-	-	-	-	-	-	-	-
-	2,157	4,624	94,185	62,371	11,104	6,533	2,542
-	591	8,656	137,376	86,585	36,538	5,992	-
-	797	11,065	176,899	111,498	42,256	6,930	-
-	-	-	2,370	3,605	2,044	2,441	1,004
1,852,585,803	18,493,919	128,180,671	223,946,774	245,745,504	170,784,682	181,820,773	74,038,853
18,883,389	243,991	86,688	2,003,778	1,745,204	1,297,923	1,800,329	815,243
5,402,394	4,573	306,822	20,976	217,100	-	1,153	-
894,709	19,534	120,879	239,830	321,756	201,838	229,780	71,697
-	-	-	1,946	3,348	2,834	3,379	1,446
-	665	7,189	157,739	104,716	13,112	10,287	3,833
-	1,978	3,910	765,948	1,114,169	912,655	1,091,138	447,474
-	1,201	4,271	73,080	46,071	-	-	-
-	-	-	-	-	-	-	-
-	-	-	55,384	94,196	79,014	94,058	40,186
8,982	94	54	389	419	293	315	125
-	-	-	25	43	37	43	19
25,189,474	272,036	529,813	3,319,095	3,647,022	2,507,706	3,230,482	1,380,023
1,827,396,329	18,221,883	127,650,858	220,627,679	242,098,482	168,276,976	178,590,291	72,658,830
1,806,861,671	18,604,512	135,884,470	205,607,383	221,833,112	148,369,509	157,449,339	63,466,737
1,768,373,116	20,246,048	150,301,227	185,410,722	203,523,013	145,068,874	146,479,112	55,211,061
1,264,565,501	22,636,468	159,074,459	144,809,739	169,658,002	106,754,387	148,513,519	25,032,099
1,316,021,188	13,497,728	126,326,188	188,876,020	205,781,043	141,699,474	150,594,540	61,194,566

순자산 보고서 에서 로 2020년 10월 31일 - 계속

이름	Fidelity TargetTM 2050 (Euro) Fund[4]	Fidelity TargetTM 2055 (Euro) Fund[4]	Fidelity TargetTM 2060 (Euro) Fund[4]	Institutional Target Funds: Fidelity Institutional TargetTM 2015 (Euro) Fund[1,4,5]	Fidelity Institutional TargetTM 2020 (Euro) Fund[1,4,5]
환율 정보	EUR	EUR	EUR	EUR	EUR
자산					
증권 투자자산 (시장가치 환산)	50,706,379	730,631	730,631	17,839,625	254,882,357
은행 예금	-	-	-	6,164,749	34,574,185
은행 및 증권사 예치금	6,103,868	88,838	88,838	159,861	12,270,601
투자자산 매각 미수금	439,605	6,311	6,311	32,637	2,372,941
펀드 주식 발행 미수금	217,683	-	-	2,505	59,071
배당금 및 이자 미수금	57,913	842	842	4,449	524,985
차액거래계약 미실현 이익	-	-	-	-	-
선물환계약 미실현 이익	2,099	848	848	283	157,957
선물 미실현 이익	-	-	-	1,751	30,662
스왑 미실현 이익	-	-	-	1,818	66,194
구매 옵션 (시장가치 환산)	783	11	11	-	2,184
자산 총계	57,528,330	827,481	827,481	24,207,678	304,941,137
부채					
투자자산 매입 미지급금	563,104	4,999	4,999	1,428,645	10,170,202
펀드 주식매입대금 상환 미지급금	-	-	-	-	-
미지급 비용	54,911	219	219	6,744	121,101
차액거래계약 미실현 손실	1,125	16	16	-	43,816
선물환계약 미실현 손실	2,988	57	57	489	607,537
선물 미실현 손실	348,120	5,076	5,076	491	319,762
스왑 미실현 손실	-	-	-	-	138,052
시장 가치에 서면 옵션	-	-	-	-	-
미지급 자본이득세	31,262	444	444	256	2,889
기타 미지급금	97	-	-	25	829
당좌차월	14	-	-	-	-
부채총계	1,001,621	10,811	10,811	1,436,650	11,404,188
순자산 (20년10월 31일 현재)	56,526,709	816,670	816,670	22,771,028	293,536,949
순자산 (20년 4월 30일 현재)	48,272,410	-	-	26,784,139	311,273,550
순자산 (19년 4월 30일 현재)	40,681,102	-	-	56,178,484	315,339,754
순자산 (18년 4월 30일 현재)	12,686,814	-	-	87,545,621	310,859,074
투자 비용	47,607,058	687,260	687,260	17,805,421	248,428,972

Fidelity Institutional TargetTM 2025 (Euro) Fund[1,4,5]	Fidelity Institutional TargetTM 2030 (Euro) Fund[1,4,5]	Fidelity Institutional TargetTM 2035 (Euro) Fund[1,4,5]	Fidelity Institutional TargetTM 2040 (Euro) Fund[1,4,5]	Fidelity Institutional TargetTM 2045 (Euro) Fund[1,4,5]	Fidelity Institutional TargetTM 2050 (Euro) Fund[1,4,5]	Fidelity Institutional TargetTM 2055 (Euro) Fund[1,4,5]	Fidelity Institutional TargetTM 2060 (Euro) Fund[1,4,5]
EUR	EUR	EUR	EUR	EUR	EUR	EUR	EUR
315,719,915	270,452,475	149,667,257	105,295,854	101,159,074	135,190,055	753,470	753,470
1,024,817	888,242	493,326	349,772	335,860	449,748	1,477	1,477
26,203,484	24,777,826	14,327,502	10,571,790	10,398,043	13,953,723	66,581	66,581
4,446,360	3,085,520	1,396,686	822,176	695,844	880,484	4,847	4,847
208,177	2,263,887	1,190,880	2,362,255	1,146,058	2,112,059	-	-
1,073,710	764,001	355,951	215,729	183,744	238,529	1,224	1,224
-	-	-	-	-	-	-	-
273,239	153,842	48,744	17,298	5,391	3,667	19	19
58,108	33,334	11,656	4,592	3,892	1,969	11	11
115,861	63,616	20,494	6,606	2,540	-	-	-
2,113	3,176	1,549	1,287	1,348	1,853	11	11
349,125,784	302,485,919	167,514,045	119,647,359	113,931,794	152,832,087	827,640	827,640
4,254,788	4,611,794	2,265,653	2,679,639	1,678,892	2,604,679	4,349	4,349
-	-	-	-	-	-	-	-
185,032	211,139	119,082	84,120	81,699	108,629	173	173
78,784	120,281	83,950	70,584	74,276	103,177	549	549
1,177,872	690,257	250,391	106,393	59,520	63,138	348	348
532,495	679,579	457,114	372,324	383,873	527,123	2,660	2,660
241,944	132,819	42,726	13,780	1,088	-	-	-
-	-	-	-	-	-	-	-
6,398	9,615	6,424	5,302	5,677	7,691	138	138
1,317	576	505	329	400	312	-	-
-	-	-	-	-	-	858	858
6,478,630	6,456,060	3,225,845	3,332,471	2,285,425	3,414,749	9,075	9,075
342,647,154	296,029,859	164,288,200	116,314,888	111,646,369	149,417,338	818,565	818,565
316,518,164	264,608,826	142,335,610	95,642,735	91,892,070	120,841,076	-	-
292,162,869	240,184,737	122,438,935	78,727,746	76,221,690	97,149,954	-	-
251,620,571	195,737,279	87,791,648	50,319,694	49,125,240	60,885,248	-	-
308,194,677	264,415,811	146,311,131	103,065,880	98,969,257	132,304,410	708,038	708,038

순자산 보고서 에서 로 2020년 10월 31일 - 계속

	Multi Asset Target Fund:	Absolute Return Funds:			
이름	Multi Asset Target Income 2024 Fund[1,4]	Absolute Return Asian Equity Fund[4,5]	Absolute Return Global Equity Fund[1,4]	Absolute Return Global Fixed Income Fund[1,4]	Absolute Return Multi Strategy Fund[4]
환율 정보	EUR	USD	USD	USD	USD
자산					
증권 투자자산 (시장가치 환산)	31,876,692	4,071,414	9,134,639	9,921,383	93,773,535
은행 예금	-	-	-	-	-
은행 및 증권사 예치금	2,435,882	957,426	359,260	972,321	9,583,781
투자자산 매각 미수금	504,601	40,312	62,809	362,899	499,279
펀드 주식 발행 미수금	-	-	-	-	-
배당금 및 이자 미수금	95,679	2,935	11,334	54,309	567,768
차액거래계약 미실현 이익	330	167,945	666,044	-	3,392,753
선물환계약 미실현 이익	201,984	-	47,130	281,735	278,164
선물 미실현 이익	576,256	-	-	3,860	3,982
스왑 미실현 이익	-	-	-	183,200	252,071
구매 옵션 (시장가치 환산)	-	9,930	-	-	403,540
자산 총계	35,691,424	5,249,962	10,281,216	11,779,707	108,754,873
부채					
투자자산 매입 미지급금	556,296	70,278	74,702	1,250,508	1,442,656
펀드 주식매입대금 상환 미지급금	7,983	-	-	-	-
미지급 비용	29,108	18,229	12,790	10,612	123,130
차액거래계약 미실현 손실	139,259	81,949	147,728	-	626,982
선물환계약 미실현 손실	177,612	-	79,416	306,289	578,859
선물 미실현 손실	312,701	-	-	33,544	34,609
스왑 미실현 손실	-	-	-	380,912	996,244
시장 가치에 서면 옵션	-	641	-	-	18,643
미지급 자본이득세	-	-	-	-	-
기타 미지급금	112	33	4	6	11,698
당좌차월	28,320	-	-	-	-
부채총계	1,251,391	171,130	314,640	1,981,871	3,832,821
순자산 (20년10월 31일 현재)	34,440,033	5,078,832	9,966,576	9,797,836	104,922,052
순자산 (20년 4월 30일 현재)	33,979,184	4,881,853	-	-	95,577,339
순자산 (19년 4월 30일 현재)	43,273,820	-	-	-	-
순자산 (18년 4월 30일 현재)	-	-	-	-	-
투자 비용	33,558,146	4,088,681	9,260,114	9,927,582	88,360,212

기관 보유 주식형 펀드:						기관 보유 채권형 펀드:	
Institutional Emerging Markets Equity Fund	Institutional Euro Blue Chip Fund[4]	Institutional European Larger Companies Fund[3,4,5]	Institutional European Smaller Companies Fund[4]	Institutional Global Focus Fund[4]	Institutional Global Sector Fund[3,4]	Institutional Japan Fund[8]	Institutional US High Yield Fund[1,3,4,5]
USD	EUR	EUR	EUR	USD	EUR	JPY	USD
806,430,004	27,470,556	527,633,347	134,465,139	128,918,189	235,024,620	159,068,180	37,088,104
-	-	-	-	-	-	-	-
6,151,116	252,222	1,618,456	6,617	27,299	955,381	2,795,918	1,305,529
2,578,320	-	3,184,799	171,353	203,631	2,625,723	893,514	-
-	-	267,487	-	1,993,410	-	-	-
754,518	34,564	726,147	112,498	93,976	348,724	731,407	556,380
-	-	-	-	-	1,359	-	-
-	-	-	-	-	-	-	28,614
-	-	-	-	-	-	-	26,184
-	-	-	-	-	-	-	345,434
-	-	-	-	-	-	-	-
815,913,958	27,757,342	533,430,236	134,755,607	131,236,505	238,955,807	163,489,019	39,350,245
113,835	839,515	975,995	360,432	2,291,156	2,591,980	618,306	202,335
240,412	-	-	-	63,239	-	20,856	-
649,341	21,638	151,277	109,590	98,895	186,157	129,279	27,981
-	-	-	-	-	38,076	-	-
-	-	-	-	-	-	-	-
-	1,000	175,352	-	-	-	-	22,133
-	-	-	-	-	-	-	-
-	-	-	-	-	-	-	-
703,193	-	-	-	82,003	-	-	-
1,378	4	5,137	324	-	323	-	20
-	-	-	-	-	-	-	-
1,708,159	862,157	1,307,761	470,346	2,535,293	2,816,536	768,441	252,469
814,205,799	26,895,185	532,122,475	134,285,261	128,701,212	236,139,271	162,720,578	39,097,776
656,949,382	25,226,836	515,636,190	129,461,147	102,040,855	246,824,846	155,617,420	35,395,926
677,319,152	41,434,040	71,595,765	141,096,863	173,918,982	261,282,780	3,404,598,366	36,940,085
717,269,595	39,834,114	69,052,689	156,034,707	172,338,094	232,786,422	13,247,473,310	34,971,696
563,429,542	27,174,218	611,118,471	132,867,574	108,918,271	225,296,893	131,089,893	36,633,707

주당 순자산가치 보고서 에서 로 2020년 10월 31일

이름 - 환율	발행 주식수 에서 로 31.10.20:	순자산 가치 (주당) 에서 로 31.10.20:	순자산 가치 (주당) 에서 로 30.04.20:	순자산 가치 (주당) 에서 로 30.04.19:
주식형 펀드				
America Fund - USD				
- A 주식 (USD)	71,420,896	9.577	9.149	11.10
- A 주식 (EUR)	13,137,231	8.222	8.369	9.913
- A 주식 (GBP)	518,058	2.983	2.929	3.437
- A 주식 (SGD)	13,814,332	1.730	1.706	1.999
- A 주식 (SGD) (헤지)	7,977,279	1.742	1.676	2.052
- A-ACC 주식 (USD)	9,095,497	20.80	19.87	24.11
- A-ACC 주식 (EUR)	8,231,420	22.75	23.16	27.43
- A-ACC 주식 (SEK)	4,533	10.67	11.74	13.85
- A-ACC 주식 (AUD) (헤지)	423,781	14.47	13.98	17.34
- A-ACC 주식 (CZK) (헤지)	483,933	1,189	1,149	1,414
- A-ACC 주식 (EUR) (헤지)	2,868,000	12.60	12.18	15.18
- A-ACC 주식 (HUF) (헤지)	557,936	3,751	3,618	4,490
- A-ACC 주식 (PLN) (헤지)	655,057	13.81	13.31	16.28
- D-ACC 주식 (EUR)	279,978	10.13	10.34	12.31
- E-ACC 주식 (EUR)	2,611,147	25.35	25.90	30.91
- I-ACC 주식 (USD)	4,757,166	10.80	10.26	12.32
- I-ACC 주식 (EUR)	439	9.626	9.747	11.42
- I-ACC 주식 (EUR) (헤지)	49,706	11.23	10.80	13.31
- SR-ACC 주식 (USD)	344,800	9.682	9.239	11.19
- SR-ACC 주식 (SGD)	46,082,027	1.748	1.722	2.013
- SR-ACC 주식 (SGD) (헤지)	4,652,747	1.766	1.697	2.072
- W-ACC 주식 (GBP)	13,881,254	1.655	1.618	1.883
- W-ACC 주식 (GBP) (헤지)	158,696	0.942	0.903	1.112
- X 주식 (USD)	500	9.312	8.937	-
- X-ACC 주식 (USD)	500	9.067	8.584	10.22
- Y 주식 (USD)	3,445,730	12.46	11.91	14.33
- Y 주식 (EUR)	527,473	16.44	16.74	19.67
- Y 주식 (EUR) (헤지)	36,672	11.19	10.83	13.36
- Y-ACC 주식 (USD)	9,766,821	19.35	18.40	22.14
- Y-ACC 주식 (EUR)	4,857,433	21.12	21.40	25.13
- Y-ACC 주식 (EUR) (헤지)	1,016,762	12.89	12.41	15.32
- Y-VMF-ACC 주식 (EUR)	421	9.532	9.645	11.29
American Diversified Fund - USD				
- A 주식 (USD)	1,169,827	29.52	26.34	26.07
- A-ACC 주식 (EUR)	959,619	26.10	24.82	23.99
- Y-ACC 주식 (USD)	5,325,372	26.51	23.55	23.11
American Growth Fund - USD				
- A 주식 (USD)	5,749,388	62.79	55.24	55.69
- A-ACC 주식 (USD)	6,395,431	23.72	20.87	21.04
- A-ACC 주식 (EUR)	831,279	26.06	24.43	24.04
- A-ACC 주식 (EUR) (헤지)	294,119	20.62	18.28	19.01
- E-ACC 주식 (EUR)	706,415	25.90	24.37	24.16
- I-ACC 주식 (EUR)	3,754,566	11.67	10.88	10.60
- W-ACC 주식 (GBP)	3,298,493	1.922	1.730	1.675
- W-ACC 주식 (GBP) (헤지)	96,059	1.150	1.013	1.040
- Y 주식 (USD)	1,150,573	22.02	19.29	19.28
- Y-ACC 주식 (USD)	2,886,577	23.66	20.72	20.71
- Y-ACC 주식 (EUR)	470,093	17.64	16.47	16.07
ASEAN Fund - USD				
- A 주식 (USD)	13,316,922	28.26	25.96	34.60
- A 주식 (SGD)	2,970,114	1.572	1.492	1.919
- A-ACC 주식 (USD)	4,881,844	20.92	18.84	24.93
- A-ACC 주식 (HKD)	1,404,005	10.41	9.369	12.55
- E-ACC 주식 (EUR)	309,525	10.16	9.790	12.75
- I-ACC 주식 (USD)	5,977,445	10.64	9.533	12.49
- X 주식 (USD)	500	8.447	7.739	-
- Y 주식 (USD)	242,789	8.931	8.250	10.99

별첨 재무제표에 대한 주석은 본 재무제표의 중요한 일부입니다.

주당 순자산가치 보고서 에서 로 2020년 10월 31일 - 계속

이름 - 환율	발행 주식수 에서 로 31.10.20:	순자산 가치 (주당) 에서 로 31.10.20:	순자산 가치 (주당) 에서 로 30.04.20:	순자산 가치 (주당) 에서 로 30.04.19:
ASEAN Fund - USD				
- Y-ACC 주식 (USD)	2,227,644	14.95	13.41	17.60
Asia Focus Fund - USD				
- A 주식 (USD)	69,689,104	11.07	8.913	9.577
- A 주식 (EUR)	23,096,659	9.510	8.158	8.556
- A 주식 (GBP)	637,284	4.567	3.780	3.928
- A 주식 (SGD)	16,963,071	2.425	2.015	2.091
- A-ACC 주식 (USD)	4,406,747	29.62	23.82	25.59
- A-ACC 주식 (EUR)	5,503,023	32.28	27.66	29.01
- A-ACC 주식 (NOK)	3,941	13.88	12.00	10.87
- C 주식 (USD)	96,266	13.00	10.50	11.40
- E-ACC 주식 (EUR)	1,015,136	64.15	55.18	58.31
- I-ACC 주식 (USD)	9,122,606	11.71	9.367	9.963
- I-ACC 주식 (EUR)	16,854,383	18.01	15.36	15.95
- SR-ACC 주식 (SGD)	12,584,799	2.457	2.038	2.110
- W-ACC 주식 (GBP)	40,379,423	2.129	1.752	1.806
- Y 주식 (USD)	1,377,563	16.29	13.16	14.10
- Y 주식 (EUR)	5,493,782	19.11	16.45	17.21
- Y-ACC 주식 (USD)	18,089,554	16.72	13.39	14.26
- Y-ACC 주식 (EUR)	17,366,212	19.92	17.00	17.68
Asia Pacific Opportunities Fund - USD				
- A-ACC 주식 (USD)	3,149,121	12.42	10.40	-
- A 주식 (EUR)	1,336	11.30	10.00	-
- A-ACC 주식 (EUR)	6,459,709	25.10	22.40	21.95
- A-ACC 주식 (SGD) (헤지)	3,808,232	1.120	-	-
- E-ACC 주식 (EUR)	2,065,146	23.10	20.69	20.42
- I-ACC 주식 (USD)	8,986,415	12.51	10.42	-
- I-ACC 주식 (EUR)	16,114,987	14.56	12.93	12.54
- I-ACC 주식 (GBP)	3,288,814	1.166	-	-
- Y-ACC 주식 (USD)	8,290,747	19.97	16.65	16.57
- Y 주식 (EUR)	2,981,555	11.86	10.68	10.38
- Y-ACC 주식 (EUR)	6,750,796	27.94	24.82	24.11
Asian Equity Fund [1,3,4,5] - USD				
- S-ACC 주식 (SGD)	745,479,896	2.011	1.702	1.808
Asian Smaller Companies Fund - USD				
- A 주식 (USD)	1,423,936	19.17	16.08	21.31
- A 주식 (EUR)	1,746,758	22.02	19.70	25.46
- A-ACC 주식 (USD)	2,459,993	20.41	16.81	22.12
- A-ACC 주식 (EUR)	1,371,982	23.46	20.59	26.44
- A-ACC 주식 (SGD)	1,754,329	1.173	0.997	1.267
- E-ACC 주식 (EUR)	226,998	12.21	10.76	13.92
- I 주식 (USD)	14,173,848	8.751	7.384	9.780
- I-ACC 주식 (USD)	413,041	13.22	10.83	-
- I-ACC 주식 (EUR)	8,052,743	9.217	8.048	10.23
- Y 주식 (USD)	2,098,911	12.58	10.61	14.05
- Y 주식 (EUR)	1,893,486	12.06	10.85	14.01
- Y-ACC 주식 (USD)	3,998,948	21.92	17.97	23.44
- Y-ACC 주식 (EUR)	1,696,741	12.08	10.56	13.45
- Y-ACC 주식 (GBP)	4,482,442	26.46	22.31	28.15
Asian Special Situations Fund - USD				
- A 주식 (USD)	14,245,787	56.98	47.04*	52.35
- A 주식 (GBP)	615,831	4.625	3.925*	4.225
- A-ACC 주식 (USD)	17,388,114	30.16	24.83*	27.60
- A-ACC 주식 (EUR)	3,605,918	42.07	36.91*	40.05
- A-ACC 주식 (SEK)	588,888	11.36	10.29*	11.12
- Asijsk ch akci A-ACC Shares (CZK) (hedged)	385,024	1,224	1,037*	1,159
- A-ACC 주식 (EUR) (헤지)	2,497,213	15.72	13.33*	15.07
- D-ACC 주식 (EUR)	93,707	15.77	13.87*	15.13
- E-ACC 주식 (EUR)	1,123,052	20.32	17.89*	19.56
- I 주식 (USD)	6,430,188	10.54	8.740*	9.723

* 주석 2의 가격 조정 정책을 참조하십시오.

주당 순자산가치 보고서 에서 로 2020년 10월 31일 - 계속

이름 - 환율	발행 주식수 에서 로 31.10.20:	순자산 가치 (주당) 에서 로 31.10.20:	순자산 가치 (주당) 에서 로 30.04.20:	순자산 가치 (주당) 에서 로 30.04.19:
Asian Special Situations Fund - USD				
- I-ACC 주식 (USD)	23,133,735	14.45	11.84*	13.03
- I-ACC 주식 (EUR)	12,606,578	17.71	15.46*	16.61
- I-ACC 주식 (SEK)	4,220	11.72	10.56*	11.29
- R-ACC 주식 (USD)	8,271,714	12.24	10.02*	-
- SR-ACC 주식 (SGD)	181,778,235	2.342	1.989*	2.131
- W 주식 (GBP)	29,858,573	1.734	1.478*	1.589
- Y 주식 (USD)	6,937,957	16.91	14.01*	15.58
- Y-ACC 주식 (USD)	26,295,720	25.55	20.94*	23.08
- Y-ACC 주식 (EUR)	3,284,447	12.82	11.20*	12.05
- Y-ACC 주식 (EUR) (헤지)	951,834	10.21	8.633*	9.685
Australia Fund - AUD				
- A 주식 (AUD)	4,430,954	64.17	59.19	63.65
- A-ACC 주식 (AUD)	4,306,332	20.93	19.03	20.12
- I-ACC 주식 (USD)	4,501,709	11.06	9.275	10.48
- Y-ACC 주식 (AUD)	1,218,696	20.87	18.89	19.81
China Consumer Fund - USD				
- A 주식 (USD)	5,466,536	25.05	19.45	20.03
- A 주식 (EUR)	5,660,600	29.53	24.43	24.56
- A 주식 (GBP)	948,193	31.29	24.97	24.87
- A 주식 (SGD)	5,029,719	2.552	2.045	2.033
- A-ACC 주식 (USD)	30,756,065	25.07	19.46	20.04
- A-ACC 주식 (EUR)	40,823,014	29.45	24.37	24.49
- A-ACC 주식 (HKD)	16,390,746	22.94	17.81	18.56
- A-ACC 주식 (AUD) (헤지)	756,473	18.60	14.64	15.45
- D-ACC 주식 (EUR)	2,185,293	17.70	14.68	14.83
- E-ACC 주식 (EUR)	12,226,783	27.05	22.47	22.75
- I-ACC 주식 (USD)	6,094,864	19.67	15.19	15.49
- Y-ACC 주식 (USD)	14,347,944	27.04	20.91	21.34
- Y-ACC 주식 (EUR)	23,502,812	22.87	18.84	18.77
China Focus Fund - USD				
- A 주식 (USD)	20,895,566	65.02	63.96	73.04
- A 주식 (GBP)	2,017,922	6.304	6.378	7.037
- A 주식 (SGD)	42,332,841	1.912	1.941	2.140
- A-ACC 주식 (USD)	10,156,076	10.58	10.26	11.58
- A-ACC 주식 (EUR)	10,654,730	16.85	17.42	19.19
- A-ACC 주식 (HKD)	8,125,225	16.66	16.16	18.46
- C 주식 (USD)	110,292	11.08	10.84	12.38
- D-ACC 주식 (EUR)	45,217	13.82	14.33	15.86
- E-ACC 주식 (EUR)	1,244,888	18.61	19.32	21.44
- I-ACC 주식 (USD)	7,856,675	12.10	11.69	13.06
- I-ACC 주식 (EUR)	459	10.01	10.29	-
- SR-ACC 주식 (SGD)	29,643,116	2.041	2.043	2.222
- Y 주식 (USD)	3,320,324	14.69	14.52	16.58
- Y 주식 (GBP)	84,344,155	1.959	1.991	2.197
- Y 주식 (SGD)	279,266	1.273	1.298	1.431
- Y-ACC 주식 (USD)	7,335,776	21.06	20.35	22.77
- Y-ACC 주식 (EUR)	3,434,777	18.86	19.42	21.22
China Opportunities Fund - USD				
- A 주식 (USD)	179,109	16.99	14.13	14.82
- A-ACC 주식 (EUR)	349,171	22.81	20.21	20.64
- A-ACC 주식 (HKD)	20,211,654	19.27	16.01	16.96
- Y-ACC 주식 (USD)	61,261	19.25	15.93	16.53
Emerging Asia Fund - USD				
- A 주식 (USD)	4,634,795	20.31	16.68	18.86
- A 주식 (EUR)	903,322	27.66	24.20	26.72
- A-ACC 주식 (USD)	4,773,770	20.38	16.74	18.93
- A-ACC 주식 (EUR)	2,590,536	27.61	24.16	26.68
- A-ACC 주식 (HKD)	3,162,273	17.80	14.61	16.73
- A-ACC 주식 (PLN) (헤지)	878,908	17.62	14.88	16.98

별첨 재무제표에 대한 주석은 본 재무제표의 중요한 일부입니다.
* 주석 2의 가격 조정 정책을 참조하십시오.

주당 순자산가치 보고서 에서 로 2020년 10월 31일 - 계속

이름 - 환율	발행 주식수 에서 로 31.10.20:	순자산 가치 (주당) 에서 로 31.10.20:	순자산 가치 (주당) 에서 로 30.04.20:	순자산 가치 (주당) 에서 로 30.04.19:
Emerging Asia Fund - USD				
- E-ACC 주식 (EUR)	583,599	18.98	16.67	18.55
- I-ACC 주식 (USD)	14,121,271	19.69	16.09	18.01
- W-ACC 주식 (GBP)	11,308,477	2.242	1.884	2.044
- Y-ACC 주식 (USD)	5,209,143	37.97	31.05	34.82
- Y-ACC 주식 (EUR)	582,418	11.53	10.04	11.00
Emerging Europe, Middle East and Africa Fund - USD				
- A 주식 (USD)	1,952,542	11.89	10.62	14.49
- A 주식 (EUR)	3,611,076	13.66	13.02	17.33
- A 주식 (GBP)	386,144	18.15	16.69	22.00
- A-ACC 주식 (USD)	5,501,002	13.35	11.57	15.52
- A-ACC 주식 (EUR)	4,344,124	15.33	14.17	18.54
- A-ACC 주식 (PLN) (헤지)	230,219	12.27	11.16	13.57
- E-ACC 주식 (EUR)	1,388,363	13.86	12.85	16.95
- I-ACC 주식 (USD)	6,554,655	8.903	7.683	10.20
- Y-ACC 주식 (USD)	3,873,476	11.96	10.33	13.72
- Y-ACC 주식 (EUR)	630,907	10.87	9.999	12.97
Emerging Markets Focus Fund - USD				
- A 주식 (USD)	88,961	15.48	12.06	13.09
- A 주식 (EUR)	1,749,605	16.80	13.94	14.77
- A-ACC 주식 (USD)	921,827	15.57	12.08	13.10
- I 주식 (GBP)	9,985,542	1.042	-	-
- I-ACC 주식 (USD)	15,889,223	16.57	12.80	13.74
- I-VMF-ACC 주식 (USD)	500	12.24	9.454	10.16
- R-GDIST 주식 (GBP)	44,516,579	1.277	1.035	1.075
- W 주식 (GBP)	10,808,336	1.321	1.061	1.105
- Y 주식 (EUR)	1,268,586	10.68	-	-
- Y-ACC 주식 (USD)	3,756,836	16.37	12.65	13.59
- Y-ACC Shares (HUF)	204,621	3,423	2,713	-
- Y-VMF-ACC 주식 (USD)	1,013	12.19	9.424	10.14
Emerging Markets Fund - USD				
- A 주식 (USD)	31,875,917	33.00	25.19	28.14
- A 주식 (EUR)	8,759,602	16.38	13.33	14.53
- A 주식 (GBP)	1,829,413	3.317	2.603	2.812
- A 주식 (SGD)	25,066,481	1.715	1.352	1.458
- A 주식 (USD) (헤지)	221,660	14.67	11.53	12.19
- A-ACC 주식 (USD)	13,229,661	21.93	16.73	18.65
- A-ACC 주식 (EUR)	14,688,258	16.89	13.72	14.94
- A-ACC 주식 (HUF)	41,837	5,245	4,099	4,097
- A-ACC 주식 (EUR) (헤지)	5,742,030	13.19	10.43	11.28
- A-ACC 주식 (SGD) (SGD/USD 헤지)	729,080	1.057	0.809	0.912
- D-ACC 주식 (EUR)	1,830,744	14.42	11.74	12.85
- E-ACC 주식 (EUR)	2,130,325	54.87	44.76	49.09
- I 주식 (EUR)	9,123,234	13.25	10.83	11.80
- I 주식 (GBP)	49,674,396	1.701	1.341	1.447
- I-ACC 주식 (USD)	79,586,838	17.59	13.35	14.74
- SR-ACC 주식 (SGD)	103,450,126	1.737	1.366	1.468
- W 주식 (GBP)	31,801,796	1.371	1.080	1.166
- W-ACC 주식 (GBP)	28,587,277	1.988	1.552	1.660
- X 주식 (USD)	500	12.74	9.781	-
- X-ACC 주식 (USD)	500	12.24	9.251	10.13
- Y 주식 (USD)	19,733,039	14.92	11.43	12.76
- Y 주식 (EUR)	1,058,495	11.19	9.143	9.959
- Y-ACC 주식 (USD)	48,710,931	16.85	12.80	14.15
- Y-ACC 주식 (EUR)	10,176,693	15.90	12.87	13.89
- Y-ACC 주식 (EUR) (EUR/USD 헤지)	131,392	10.06	7.695	8.767
Euro Blue Chip Fund - EUR				
- A 주식 (EUR)	4,014,407	21.12	20.11	23.54
- A-ACC 주식 (EUR)	10,366,129	14.52	13.69	15.90
- A-ACC 주식 (CZK) (헤지)	110,113	1,180	1,109	1,278
- A-ACC 주식 (USD) (헤지)	494,852	12.66	11.82	13.38

주당 순자산가치 보고서 에서 로 2020년 10월 31일 - 계속

이름 - 환율	발행 주식수 에서 로 31.10.20:	순자산 가치 (주당) 에서 로 31.10.20:	순자산 가치 (주당) 에서 로 30.04.20:	순자산 가치 (주당) 에서 로 30.04.19:
Euro Blue Chip Fund - EUR				
- D-ACC 주식 (EUR)	50,650	10.37	9.800	11.44
- E-ACC 주식 (EUR)	825,896	21.57	20.41	23.90
- I 주식 (EUR)	374,668	10.51	10.05	11.77
- I-ACC 주식 (EUR)	46,187	9.282	8.708	-
- Y 주식 (EUR)	588,035	11.69	11.18	13.08
- Y 주식 (SGD)	7,209	0.978	0.905	1.048
- Y-ACC 주식 (EUR)	1,866,581	16.29	15.29	17.61
Euro STOXX 50 Fund [2] - EUR				
- A 주식 (EUR)	10,816,051	9.150	9.164	11.02
- A 주식 (GBP)	64,843,107	0.215	0.208	0.247
- A-ACC 주식 (EUR)	1,964,418	11.73	11.44	13.36
- Y-ACC 주식 (EUR)	713,761	13.64	13.29	15.51
European Dynamic Growth Fund - EUR				
- A 주식 (EUR)	9,762,929	67.02	66.45	63.70
- A 주식 (SGD)	8,954,901	1.617	1.553	1.473
- A-ACC 주식 (EUR)	27,800,226	27.83	27.59	26.45
- A-ACC 주식 (HUF) (헤지)	1,403,158	5,688	5,581	5,356
- A-ACC 주식 (PLN) (헤지)	4,006,090	21.39	21.02	19.94
- A-ACC 주식 (SGD) (헤지)	8,010,961	1.651	1.619	1.535
- A-ACC 주식 (USD) (헤지)	14,312,858	19.86	19.42	18.22
- D-ACC 주식 (EUR)	14,703	11.13	11.07	10.66
- E-ACC 주식 (EUR)	3,112,132	58.93	58.65	56.65
- I-ACC 주식 (EUR)	151,529,257	16.25	16.03	15.21
- I-ACC 주식 (USD)	531,554	15.70	14.54	14.14
- W-ACC 주식 (GBP)	12,176,411	2.079	1.980	1.865
- Y 주식 (EUR)	3,588,728	19.45	19.32	18.50
- Y-ACC 주식 (EUR)	35,107,168	25.08	24.76	23.54
- Y-ACC 주식 (USD) (헤지)	827,956	13.37	13.03	12.12
- I-ACC 주식 (USD) (헤지)	5,000,000	8.962	8.725	-
European Growth Fund - EUR				
- A 주식 (EUR)	388,590,048	13.07	13.61	16.27
- A 주식 (SGD)	1,227,221	1.207	1.217	1.440
- A-ACC 주식 (EUR)	15,383,168	11.34	11.65	13.78
- A-ACC 주식 (USD) (헤지)	7,286,346	12.70	12.87	14.84
- C 주식 (EUR)	31,121	9.629	9.968	11.92
- E-ACC 주식 (EUR)	873,764	32.00	33.01	39.32
- I-ACC 주식 (EUR)	3,153,182	9.440	9.655	11.30
- SR-ACC 주식 (EUR)	194,268	14.04	14.42	17.01
- SR-ACC 주식 (SGD)	6,697,631	1.293	1.287	1.502
- W-ACC 주식 (GBP)	12,736,943	1.200	1.185	1.376
- Y 주식 (EUR)	4,317,006	11.53	12.07	14.43
- Y-ACC 주식 (EUR)	11,779,532	15.90	16.28	19.08
- Y-VMF-ACC 주식 (EUR)	421	8.791	8.986	10.52
European Larger Companies Fund [3,4,5] - EUR				
- A 주식 (EUR)	1,228,878	41.00	42.72	51.13
- A-ACC 주식 (EUR)	9,004,810	14.61	15.02	17.78
- D-ACC 주식 (EUR)	358,120	10.11	10.42	12.40
- E-ACC 주식 (EUR)	427,813	46.09	47.57	56.73
- I-ACC 주식 (EUR)	13,634,104	13.75	14.06	16.48
- I-ACC 주식 (SGD)	7,065	1.065	1.055	1.223
- I-ACC 주식 (SGD) (SGD/EUR 헤지)	327,751,711	0.868	0.884	1.020
- Y 주식 (EUR)	1,189,561	11.45	11.99	14.35
- Y-ACC 주식 (EUR)	8,908,402	13.81	14.14	16.59
- Y-ACC 주식 (USD) (헤지)	50,346	13.84	13.95	16.06
- Y-VMF-ACC 주식 (EUR)	496	8.779	8.978	10.52
European Smaller Companies Fund - EUR				
- A 주식 (EUR)	8,606,855	52.10	46.89	54.19
- A-ACC 주식 (EUR)	6,215,231	21.91	19.72	22.80
- A-ACC 주식 (USD) (헤지)	2,235,625	16.38	14.55	16.31

주당 순자산가치 보고서 에서 로 2020년 10월 31일 - 계속

이름 - 환율	발행 주식수 에서 로 31.10.20:	순자산 가치 (주당) 에서 로 31.10.20:	순자산 가치 (주당) 에서 로 30.04.20:	순자산 가치 (주당) 에서 로 30.04.19:
European Smaller Companies Fund - EUR				
- E-ACC 주식 (EUR)	834,803	31.60	28.54	33.24
- I-ACC 주식 (EUR)	8,426,222	10.79	9.658	11.05
- X 주식 (EUR)	447	10.19	9.208	-
- X-ACC 주식 (EUR)	427	9.518	8.487	9.631
- Y 주식 (EUR)	2,079,389	16.58	14.95	17.23
- Y-ACC 주식 (EUR)	1,587,263	24.70	22.14	25.37
FIRST All Country World Fund - USD				
- I 주식 (USD)	585	13.91	12.44	13.15
- I-ACC 주식 (USD)	600	14.67	13.01	13.63
- I-ACC 주식 (EUR)	472	15.36	14.52	14.87
- I-ACC 주식 (GBP)	85,558,477	1.771	1.615	1.638
- Y-ACC 주식 (USD)	1,721,078	14.45	12.83	13.48
- E-ACC 주식 (EUR)	850,942	19.14	18.25	-
- A 주식 (USD)	710,696	19.35	17.25	-
- A 주식 (SGD)	150,380	1.462	1.347	-
- A-ACC 주식 (EUR)	2,996,730	21.27	20.21	-
FIRST Developed World Fund [4] - USD				
- I 주식 (USD)	40,000	13.37	11.97	12.89
- I-ACC 주식 (USD)	40,000	14.01	12.43	13.30
- I-ACC 주식 (EUR)	2,288,510	14.86	14.06	14.68
- I-ACC 주식 (GBP)	255,395	1.693	1.544	1.598
- Y-ACC 주식 (USD)	40,000	13.83	12.28	13.17
FIRST European Value Fund - EUR				
- A-ACC 주식 (EUR)	1,050,157	12.88	13.26	16.87
- Y-ACC 주식 (EUR)	31,092	13.86	14.19	17.90
France Fund - EUR				
- A 주식 (EUR)	1,077,605	31.16	29.70	48.56
- A-ACC 주식 (EUR)	517,730	9.301	8.774	14.35
- I-ACC 주식 (EUR)	966,068	6.939	6.512	10.54
- Y-ACC 주식 (EUR)	66,056	8.588	8.067	13.08
Germany Fund - EUR				
- A 주식 (EUR)	8,336,963	51.58	49.86	54.95
- A-ACC 주식 (EUR)	8,764,697	21.39	20.68	22.79
- A-ACC 주식 (CHF) (헤지)	175,913	11.25	10.87	12.00
- A-ACC 주식 (USD) (헤지)	1,766,786	14.26	13.70	14.72
- I-ACC 주식 (EUR)	10,160,803	10.30	9.904	10.80
- Y 주식 (EUR)	890,763	11.50	11.16	12.29
- Y-ACC 주식 (EUR)	6,562,063	22.14	21.30	23.28
- Y-ACC 주식 (CHF) (헤지)	391,627	10.89	10.48	11.48
- Y-ACC 주식 (USD) (헤지)	84,252	12.11	11.57	12.31
Global Communications Fund [4] - EUR				
- A-ACC 주식 (EUR)	6,146,897	15.18	12.90*	11.95
- A-ACC 주식 (USD)	500	9.924	-	-
- E-ACC 주식 (EUR)	261,421	11.61	-	-
- I-ACC 주식 (EUR)	45,176	15.47	13.07*	11.99
- I-ACC 주식 (USD)	500	9.925	-	-
- W-ACC 주식 (GBP)	834,537	1.519	1.241*	1.129
- Y 주식 (EUR)	39,046	15.44	13.06*	11.99
- Y-ACC 주식 (EUR)	398,342	15.43	13.06*	11.99
- Y-ACC 주식 (USD)	500	9.925	-	-
Global Consumer Industries Fund - EUR				
- A 주식 (EUR)	5,239,442	71.91	62.85	61.75
- A 주식 (GBP)	3,131,684	1.347	1.135	1.105
- A-ACC 주식 (EUR)	1,722,121	13.61	11.89	11.68
- A-ACC 주식 (HUF)	291,537	5,740	4,825	4,355

* 주석 2의 가격 조정 정책을 참조하십시오.

주당 순자산가치 보고서 에서 로 2020년 10월 31일 - 계속

이름 - 환율	발행 주식수 에서 로 31.10.20:	순자산 가치 (주당) 에서 로 31.10.20:	순자산 가치 (주당) 에서 로 30.04.20:	순자산 가치 (주당) 에서 로 30.04.19:
Global Consumer Industries Fund - EUR				
- A-ACC 주식 (USD)	10,398,139	20.98	17.21	17.32
- D-ACC 주식 (EUR)	1,870,155	15.76	13.80	13.63
- D-ACC 주식 (EUR) (헤지)	3,362,197	15.48	13.11	13.39
- E-ACC 주식 (EUR)	2,386,134	24.27	21.29	21.08
- E-ACC 주식 (EUR) (헤지)	1,322,779	21.87	18.55	18.98
- W-ACC 주식 (GBP)	6,380,633	2.471	2.074	2.003
- Y 주식 (EUR)	1,371,272	23.75	20.67	20.17
- Y 주식 (GBP)	541,667	2.113	1.773	1.714
- Y-ACC 주식 (EUR)	5,580,669	43.87	38.18	37.20
- Y-ACC 주식 (USD)	800,364	17.99	14.69	14.65
Global Demographics Fund - USD				
- A-ACC 주식 (USD)	9,523,689	23.56	20.09	20.14
- A 주식 (EUR)	507,154	12.67	11.51	11.27
- A-ACC 주식 (HUF)	989,887	5,431	4,747	4,266
- A-ACC 주식 (SGD)	25,274	1.280	1.127	1.091
- A-ACC 주식 (EUR) (헤지)	6,772,307	23.15	20.26	20.48
- A-ACC 주식 (CZK) (CZK/USD 헤지)	187,337	1,170	1,007	1,031
- A-ACC 주식 (SGD) (SGD/USD 헤지)	146,577	1.201	1.028	1.040
- D-ACC 주식 (EUR)	148,935	15.45	14.08	13.85
- E-ACC 주식 (EUR) (헤지)	4,568,449	21.10	18.53	18.90
- I-ACC 주식 (USD)	9,674,815	12.29	10.43	10.34
- Y-ACC 주식 (USD)	3,882,154	25.23	21.42	21.29
- Y-ACC 주식 (GBP)	3,578,712	3.041	2.654	2.551
- Y-ACC 주식 (EUR) (헤지)	1,576,271	24.76	21.57	21.68
Global Financial Services Fund - EUR				
- A 주식 (EUR)	3,549,888	31.68	31.01	36.49
- A 주식 (GBP)	5,292,198	0.584	0.551	0.642
- A 주식 (USD)	5,370,569	12.23	11.23	13.54
- A-ACC 주식 (EUR)	2,100,054	11.51	11.23	13.16
- A-ACC 주식 (SGD)	8,412,639	1.277	1.208	1.400
- A-ACC 주식 (USD) (헤지)	514,836	11.40	10.63	12.54
- E-ACC 주식 (EUR)	938,761	27.74	27.19	32.08
- I-ACC 주식 (EUR)	11,410,306	10.34	10.04	11.64
- W-ACC 주식 (GBP)	6,940,532	1.627	1.526	1.756
- Y 주식 (EUR)	477,100	14.72	14.48	17.03
- Y-ACC 주식 (EUR)	1,518,466	19.28	18.75	21.77
- Y-ACC 주식 (USD)	65,311	9.432	8.606	10.24
Global Focus Fund - USD				
- A 주식 (USD)	1,345,109	82.36	70.05	71.66
- A 주식 (EUR)	1,444,645	74.29	67.33	67.24
- A 주식 (GBP)	7,784,865	5.094	4.453	4.407
- A-ACC 주식 (USD)	2,413,865	16.26	13.83	14.15
- A-ACC 주식 (EUR) (헤지)	3,009,098	14.95	13.07	13.59
- E-ACC 주식 (EUR)	803,826	66.21	60.24	60.61
- E-ACC 주식 (EUR) (헤지)	398,611	14.46	12.69	13.28
- I-ACC 주식 (USD)	4,092,440	17.04	14.42	14.60
- W-ACC 주식 (GBP)	15,956,752	2.197	1.913	1.877
- Y 주식 (EUR)	797,457	20.94	18.92	18.77
- Y-ACC 주식 (USD)	1,108,849	23.62	20.00	20.29
- Y-ACC 주식 (EUR)	1,206,391	21.85	19.72	19.53
- Y-ACC 주식 (EUR) (헤지)	667,844	15.47	13.47	13.87
Global Health Care Fund - EUR				
- A 주식 (EUR)	5,733,787	50.57	51.43	44.09
- A 주식 (GBP)	18,805,558	0.904	0.886	0.753
- A-ACC 주식 (EUR)	11,439,216	32.28	32.83	28.15
- A-ACC 주식 (HUF)	1,313,281	4,452	4,355	3,430
- A-ACC 주식 (USD)	4,433,533	20.82	19.87	17.45
- D-ACC 주식 (EUR)	776,598	14.31	14.59	12.57
- E-ACC 주식 (EUR)	2,985,940	43.70	44.60	38.53
- I-ACC 주식 (EUR)	19,199	14.38	14.55	12.35

주당 순자산가치 보고서 에서 로 2020년 10월 31일 - 계속

이름 - 환율	발행 주식수 에서 로 31.10.20:	순자산 가치 (주당) 에서 로 31.10.20:	순자산 가치 (주당) 에서 로 30.04.20:	순자산 가치 (주당) 에서 로 30.04.19:
Global Health Care Fund - EUR				
- W-ACC 주식 (GBP)	32,931,810	2.225	2.173	1.831
- Y 주식 (EUR)	1,070,906	23.16	23.46	19.98
- Y-ACC 주식 (EUR)	2,811,226	41.79	42.31	35.97
- Y-ACC 주식 (USD)	167,805	10.96	10.42	-
Global Industrials Fund - EUR				
- A 주식 (EUR)	673,731	47.73	43.97*	54.45
- A 주식 (GBP)	1,162,360	0.914	0.812*	0.996
- E-ACC 주식 (EUR)	150,729	41.28	38.08*	47.38
- W-ACC 주식 (GBP)	3,060,860	1.394	1.230*	1.493
- Y 주식 (EUR)	717,884	12.82	11.87*	14.69
- Y-ACC 주식 (EUR)	606,220	17.67	16.17*	19.80
Global Infrastructure Fund - EUR				
- A 주식 (EUR)	3,488,978	8.178	9.096	10.80
- A 주식 (GBP)	3,020,375	0.260	0.278	0.327
- A-ACC 주식 (EUR)	1,030,026	15.05	16.20	18.78
- A-MINCOME (G) 주식 (AUD) (헤지)	191,048	7.901	8.552	10.39
- A-MINCOME (G) 주식 (HKD) (헤지)	925,623	8.121	8.695	10.37
- A-MINCOME (G) 주식 (USD) (헤지)	228,356	8.130	8.714	10.40
- E-ACC 주식 (EUR)	378,095	12.95	13.99	16.35
- I-ACC 주식 (EUR)	98,109	8.306	8.906	10.22
- W-ACC 주식 (GBP)	3,526,665	1.182	1.222	1.392
- Y 주식 (EUR)	532,706	9.397	10.51	12.48
- Y-ACC 주식 (EUR)	313,087	15.72	16.84	19.36
- Y-ACC 주식 (USD)	112,559	8.796	8.847	10.42
Global Low Volatility Equity Fund [4] - USD				
- A-ACC 주식 (USD)	5,964	11.20	10.47	10.59
- A-ACC 주식 (HUF)	17,031	3,496	3,347	3,042
- A-ACC 주식 (EUR)	449	9.138	9.098	-
- A-MINCOME (G) 주식 (USD)	5,000	10.82	10.20	10.54
- A-MINCOME (G) 주식 (SGD) (SGD/USD 헤지)	138,100	0.983	0.928	-
- I 주식 (GBP)	39,240	1.102	1.068	1.039
- E-ACC 주식 (EUR)	449	9.085	9.079	-
- I-ACC 주식 (USD)	2,393,541	11.48	10.65	10.65
- I-ACC 주식 (GBP)	39,240	1.127	1.075	1.039
- W 주식 (GBP)	236,522	1.098	1.061	1.037
- Y-ACC 주식 (USD)	5,000	11.36	10.57	10.62
- Y-ACC 주식 (EUR)	576	9.196	9.119	-
Global Property Fund [6] - USD				
- A 주식 (USD)	1,654,110	13.59	13.43	15.26
- A 주식 (EUR)	2,132,962	13.70	14.43	16.00
- A 주식 (GBP)	5,484,584	1.783	1.804	1.984
- A-ACC 주식 (USD)	1,497,141	15.37	15.09	17.04
- A-ACC 주식 (EUR)	933,830	15.52	16.23	17.90
- A-ACC 주식 (HUF)	182,326	3,567	3,587	3,633
- E-ACC 주식 (EUR)	284,190	13.92	14.61	16.24
- I-ACC 주식 (USD)	2,098,863	9.955	-	-
- W-ACC 주식 (GBP)	15,554,556	1.645	1.652	1.789
- Y-ACC 주식 (USD)	890,755	14.11	13.78	15.44
- Y-ACC 주식 (EUR)	295,214	15.07	15.69	17.16
Global Technology Fund - EUR				
- A 주식 (EUR)	101,230,055	33.51	29.70	26.31
- A 주식 (GBP)	26,403,603	0.778	0.665	0.584
- A-ACC 주식 (EUR)	28,471,145	24.10	21.36	18.92
- A-ACC 주식 (HUF)	330,022	4,311	3,676	2,993
- A-ACC 주식 (SGD)	12,051,952	1.502	1.290	1.131
- A-ACC 주식 (USD)	18,629,522	30.96	25.75	23.37
- A-ACC 주식 (EUR) (헤지)	3,622,818	14.28	12.10	11.22
- A-ACC 주식 (USD) (헤지)	3,994,982	25.73	21.64	19.53
- D-ACC 주식 (EUR)	580,673	25.71	22.84	20.34

* 주석 2의 가격 조정 정책을 참조하십시오.

주당 순자산가치 보고서 에서 로 2020년 10월 31일 - 계속

이름 - 환율	발행 주식수 에서 로 31.10.20:	순자산 가치 (주당) 에서 로 31.10.20:	순자산 가치 (주당) 에서 로 30.04.20:	순자산 가치 (주당) 에서 로 30.04.19:
Global Technology Fund - EUR				
- E-ACC 주식 (EUR)	11,057,902	31.70	28.20	25.17
- I-ACC 주식 (EUR)	14,052,125	18.83	16.60	14.56
- I-ACC 주식 (USD)	11,485,219	23.76	19.66	17.67
- I-ACC 주식 (EUR) (헤지)	5,952,483	11.89	10.02	-
- W-ACC 주식 (GBP)	127,864,895	4.239	3.609	3.141
- Y 주식 (EUR)	7,460,408	40.04	35.41	31.15
- Y-ACC 주식 (EUR)	5,120,633	79.32	70.00	61.49
- Y-ACC 주식 (USD)	11,690,344	20.57	17.04	15.33
- Y-ACC 주식 (EUR) (헤지)	5,390,572	21.41	18.06	16.60
Greater China Fund - USD				
- A 주식 (USD)	1,704,594	313.3	253.4*	255.1
- A 주식 (SGD)	4,401,100	2.866	2.393*	2.326
- A-ACC 주식 (USD)	866,076	15.60	12.60*	12.66
- A-ACC 주식 (EUR)	1,973,667	19.37	16.67*	16.36
- A-ACC 주식 (NOK)	3,941	14.64	12.71*	10.77
- D-ACC 주식 (EUR)	52,031	19.13	16.50*	16.28
- E-ACC 주식 (EUR)	1,101,196	67.23	58.08*	57.42
- I-ACC 주식 (USD)	1,459,462	16.88	13.57*	13.50
- SR-ACC 주식 (SGD)	26,081,946	2.923	2.434*	2.358
- Y-ACC 주식 (USD)	3,085,393	30.70	24.69*	24.61
Greater China Fund II [1,3,4,5] - USD				
- S-ACC 주식 (SGD)	404,060,185	2.582	2.155	2.074
Iberia Fund - EUR				
- A 주식 (EUR)	613,857	60.65	63.12	74.15
- A-ACC 주식 (EUR)	6,760,783	14.09	14.66	17.16
- E-ACC 주식 (EUR)	720,922	36.85	38.50	45.42
- I-ACC 주식 (EUR)	37,256	10.01	10.37	12.02
- Y-ACC 주식 (EUR)	3,920,452	13.39	13.87	16.11
India Focus Fund [7] - USD				
- A 주식 (USD)	18,244,943	47.82	39.70	50.01
- A 주식 (EUR)	3,760,211	49.92	44.16	54.30
- A 주식 (GBP)	5,978,927	6.676	5.697	6.940
- A 주식 (SGD)	4,570,220	1.344	1.152	1.401
- A-ACC 주식 (USD)	997,838	9.874	8.198	10.32
- E-ACC 주식 (EUR)	612,851	11.95	-	-
- I-ACC 주식 (USD)	9,900,922	10.53	8.692	10.84
- Y 주식 (USD)	648,645	19.41	16.08	20.08
- Y 주식 (EUR)	1,379,050	23.33	20.60	25.11
- Y 주식 (GBP)	91,618,925	2.524	2.149	2.596
- Y-ACC 주식 (USD)	2,766,152	17.23	14.24	17.78
- Y-ACC 주식 (EUR)	1,511,882	12.83	11.30	13.77
Indonesia Fund - USD				
- A 주식 (USD)	10,585,874	21.45	19.46	29.56
- Y 주식 (USD)	380,966	8.688	7.934	12.01
- Y-ACC 주식 (USD)	489,535	15.51	13.81	20.80
International Fund - USD				
- A 주식 (USD)	16,594,575	59.06	53.60	59.06
- A 주식 (EUR)	4,383,136	50.71	49.04	52.74
- A-ACC 주식 (USD)	2,352,867	18.17	16.49	18.17
- A-ACC 주식 (EUR)	3,526,352	19.88	19.22	20.68
- A-ACC 주식 (SGD)	34,093	1.196	1.120	1.191
- AEON E-ACC 주식 (USD)	12,481	12.49	11.36	12.59
- AEON E-ACC 주식 (GBP) (헤지)	920,685	1.200	1.111	1.250
- W-ACC 주식 (GBP)	1,647,021	1.778	1.652	1.745
- Y 주식 (USD)	965,499	15.02	13.66	15.00
- Y 주식 (EUR)	2,329,114	17.42	16.89	18.10
- Y-ACC 주식 (USD)	11,138,574	18.98	17.15	18.73

별첨 재무제표에 대한 주석은 본 재무제표의 중요한 일부입니다.
* 주석 2의 가격 조정 정책을 참조하십시오.

주당 순자산가치 보고서 에서 로 2020년 10월 31일 - 계속

이름 - 환율	발행 주식수 에서 로 31.10.20:	순자산 가치 (주당) 에서 로 31.10.20:	순자산 가치 (주당) 에서 로 30.04.20:	순자산 가치 (주당) 에서 로 30.04.19:
Italy Fund - EUR				
- A 주식 (EUR)	3,059,028	31.70	30.49	36.07
- A-ACC 주식 (EUR)	2,346,505	12.29	11.78	13.84
- D-ACC 주식 (EUR)	25,361	9.687	9.310	10.99
- E-ACC 주식 (EUR)	8,617,629	7.051	6.783	8.027
- I-ACC 주식 (EUR)	732,097	9.637	9.190	10.68
- Y 주식 (EUR)	43,009	8.251	7.971	9.429
- Y-ACC 주식 (EUR)	3,385,119	8.861	8.457	9.848
Japan Advantage Fund [8] - JPY				
- A 주식 (JPY)	234,971	33,633	30,654*	34,054
- A 주식 (EUR) (헤지)	891,326	17.13	15.70*	17.62
- A-ACC 주식 (JPY)	3,017,824	1,963	1,783*	1,981
- A-ACC 주식 (EUR)	1,006,215	26.99	25.55*	26.60
- A-ACC 주식 (USD) (헤지)	167,842	13.28	12.03*	13.15
- I-ACC 주식 (JPY)	32,255,727	947.9	856.7*	941.9
- W-ACC 주식 (GBP)	277,374	1.008	-	-
- Y-ACC 주식 (JPY)	914,662	2,093	1,894*	2,086
- Y-ACC 주식 (EUR)	312,766	17.35	16.35*	16.88
- Y 주식 (EUR) (헤지)	7,930	8.940	8.229*	9.267
Japan Aggressive Fund [8] - JPY				
- A 주식 (JPY)	577,722	2,057	1,650	1,747
- I-ACC 주식 (JPY)	304,895	20,145	16,072	16,846
- X 주식 (JPY)	543	1,290	1,034	-
- Y-ACC 주식 (JPY)	739,874	2,167	1,730	1,817
- Y-ACC 주식 (EUR)	42,952,514	15.29	12.72	12.52
- Y-ACC 주식 (EUR) (헤지)	255,020	20.20	16.19	17.16
Japan Fund [8] - JPY				
- A 주식 (JPY)	82,297,875	228.0	194.8	201.4
- A 주식 (EUR)	9,783,956	1.862	1.658	1.606
- A 주식 (SGD)	2,690,828	0.862	0.744	0.713
- A-ACC 주식 (EUR)	2,185,224	12.44	11.07	10.73
- A-ACC 주식 (USD) (헤지)	2,156,950	14.55	12.41	12.59
- E-ACC 주식 (EUR)	451,105	13.20	11.79	11.51
- X 주식 (JPY)	251,855	1,194	1,025	-
- Y 주식 (EUR)	374,153	17.38	15.49	14.94
- Y-ACC 주식 (JPY)	3,539,522	1,128	959.4	983.5
Japan Smaller Companies Fund [8] - JPY				
- A 주식 (JPY)	2,563,825	2,469	2,065	2,241
- A-ACC 주식 (EUR)	96,282	19.61	17.09	17.38
- A-ACC 주식 (USD) (헤지)	354,080	16.29	13.61	14.54
- I 주식 (USD)	1,848	9.949	8.128	8.414
- Y-ACC 주식 (JPY)	312,915	2,419	2,015	2,168
Latin America Fund - USD				
- A 주식 (USD)	10,264,022	25.76	22.23	35.01
- A-ACC 주식 (USD)	123,940	8.221	7.045	10.99
- A-ACC 주식 (EUR)	413,214	7.770	7.096	10.80
- D-ACC 주식 (EUR)	15,805	9.398	8.603	13.16
- E-ACC 주식 (EUR)	375,796	35.14	32.21	49.39
- I-ACC 주식 (USD)	18,278,424	8.476	7.226	11.15
- W-ACC 주식 (GBP)	10,127,373	1.056	0.926	1.384
- Y 주식 (USD)	570,393	6.577	5.711	8.986
- Y 주식 (EUR)	2,345,129	7.480	6.930	10.64
- Y-ACC 주식 (USD)	5,222,449	7.720	6.588	10.18
- Y-ACC 주식 (EUR)	4,524	7.826	7.117	10.74
Malaysia Fund - USD				
- A 주식 (USD)	1,395,984	38.30	33.73	41.10

* 주석 2의 가격 조정 정책을 참조하십시오.

주당 순자산가치 보고서 에서 로 2020년 10월 31일 - 계속

이름 - 환율	발행 주식수 에서 로 31.10.20:	순자산 가치 (주당) 에서 로 31.10.20:	순자산 가치 (주당) 에서 로 30.04.20:	순자산 가치 (주당) 에서 로 30.04.19:
Malaysia Fund - USD				
- Y-ACC 주식 (USD)	206,991	14.82	12.74	15.14
Nordic Fund - SEK				
- A 주식 (SEK)	1,744,833	1,196	1,066	1,364
- A-ACC 주식 (SEK)	3,750,048	112.6	100.4	127.7
- A-ACC 주식 (EUR)	1,580,560	15.25	13.17	16.81
- A-ACC 주식 (USD) (헤지)	324,876	15.59	13.58	16.28
- Y 주식 (SEK)	1,168,475	8.854	7.903	10.11
- Y-ACC 주식 (SEK)	6,171,601	22.51	19.98	25.19
- Y-ACC 주식 (EUR)	34,911	9.132	7.854	9.953
- Y-ACC 주식 (EUR) (헤지)	59,412	8.928	7.808	9.510
Pacific Fund - USD				
- A 주식 (USD)	14,629,655	39.48	31.16	36.54
- A 주식 (SGD)	759,661	1.540	1.255	1.421
- A 주식 (USD) (헤지)	2,441,556	11.82	9.590	11.11
- A-ACC 주식 (EUR)	8,443,846	23.33	19.62	22.46
- A-ACC 주식 (HUF)	421,352	4,883	3,949	4,152
- E-ACC 주식 (EUR)	703,128	14.59	12.31	14.20
- I-ACC 주식 (USD)	260,504	13.07	10.26	11.91
- W-ACC 주식 (GBP)	2,983,122	1.861	1.503	1.691
- Y 주식 (USD)	1,929,497	15.90	12.59	14.69
- Y-ACC 주식 (USD)	7,054,939	22.59	17.75	20.64
- Y-ACC 주식 (EUR)	30,939,727	18.97	15.89	18.03
Singapore Fund - USD				
- A 주식 (USD)	930,272	45.93	45.09	58.04
- A 주식 (SGD)	5,210,523	1.026	1.040	1.293
- Y-ACC 주식 (USD)	247,266	14.84	14.20	17.87
- Y-ACC 주식 (SGD)	301,197	1.078	1.064	1.293
- Y 주식 (USD)	29,889	10.41	10.28	13.22
- Y 주식 (SGD)	523,685	1.013	1.033	1.283
Sustainable Eurozone Equity Fund [4] - EUR				
- A-ACC 주식 (EUR)	12,792,296	16.71	16.02	17.05
- E-ACC 주식 (EUR)	776,543	14.95	14.39	15.43
- I-ACC 주식 (EUR)	3,802,564	9.163	8.739	-
- W-ACC 주식 (GBP)	26,357	0.914	-	-
- X-ACC 주식 (EUR)	423	10.01	-	-
- Y-ACC 주식 (EUR)	937,052	14.07	13.43	14.17
Sustainable Global Equity Fund [4] - USD				
- Y-ACC 주식 (USD)	31,919	11.93	11.16	11.54
- A-ACC 주식 (EUR)	373,661	11.10	11.12	11.32
- A-ACC 주식 (NOK)	4,281	12.99	13.14	11.54
- A-ACC 주식 (SEK)	769,538	11.72	12.12	12.29
- A-QINCOME (G) 주식 (EUR)	423	9.364	-	-
- E-ACC 주식 (EUR)	456	9.715	-	-
- I-ACC 주식 (EUR)	119,007	11.48	11.44	11.52
- I-ACC 주식 (GBP)	25,702,816	0.969	-	-
- I-ACC 주식 (NOK)	4,417,208	13.46	13.53	11.77
- I-ACC 주식 (SEK)	88,590,356	12.19	12.53	12.58
- W-ACC 주식 (GBP)	64,933	0.931	-	-
- X-ACC 주식 (EUR)	423	9.925	-	-
- Y-ACC 주식 (EUR)	32,440	11.43	11.40	11.50
- Y-QINCOME (G) 주식 (EUR)	423	9.379	-	-
Sustainable Water & Waste Fund [4] - USD				
- A-ACC 주식 (USD)	34,466,111	11.72	9.954	11.00*
- A 주식 (EUR)	696,061	10.35	9.362	-
- A-ACC 주식 (EUR)	31,064,402	11.52	10.43	11.25*
- A-ACC 주식 (HUF)	451,573	3,528	3,070	3,044*
- A-ACC 주식 (NOK)	464,252	11.80	10.78	-

별첨 재무제표에 대한 주석은 본 재무제표의 중요한 일부입니다.
* 주석 2의 가격 조정 정책을 참조하십시오.

주당 순자산가치 보고서 에서 로 2020년 10월 31일 - 계속

이름 - 환율	발행 주식수 에서 로 31.10.20:	순자산 가치 (주당) 에서 로 31.10.20:	순자산 가치 (주당) 에서 로 30.04.20:	순자산 가치 (주당) 에서 로 30.04.19:
Sustainable Water & Waste Fund [4] - USD				
- A-ACC 주식 (SEK)	1,881,938	10.10	9.429	-
- A-ACC 주식 (EUR) (EUR/USD 헤지)	22,976,898	11.14	9.536	10.84*
- A-ACC 주식 (PLN) (PLN/USD 헤지)	580,174	9.266	7.925	-
- D-ACC 주식 (EUR)	5,368,310	10.19	9.248	-
- D-ACC 주식 (EUR) (EUR/USD 헤지)	2,493,533	10.09	8.658	-
- E-ACC 주식 (EUR)	6,942,430	11.39	10.35	11.25*
- E-ACC 주식 (EUR) (EUR/USD 헤지)	1,654,438	11.14	9.569	10.95*
- I-ACC 주식 (USD)	1,848,531	11.96	10.10	11.06*
- I-ACC 주식 (EUR)	1,906,072	11.75	10.58	11.30*
- I-ACC 주식 (NOK)	10,672,259	11.96	10.87	-
- I-ACC 주식 (SEK)	305,931,870	10.22	9.499	-
- RY-ACC 주식 (USD)	500	9.491	-	-
- RY-ACC 주식 (CHF)	458	9.531	-	-
- RY-ACC 주식 (EUR)	426	9.575	-	-
- W 주식 (GBP)	1,236,658	1.200	1.049	1.114*
- W-ACC 주식 (GBP)	6,144,300	1.208	1.050	1.113*
- X-ACC 주식 (EUR)	423	10.08	-	-
- Y-ACC 주식 (USD)	3,698,137	11.92	10.08	11.05*
- Y-ACC 주식 (EUR)	11,712,889	11.71	10.55	11.28*
- Y-ACC 주식 (CHF) (CHF/USD 헤지)	285,734	11.40	9.715	10.98*
- Y-ACC 주식 (EUR) (EUR/USD 헤지)	1,631,105	11.33	9.650	10.88*
Switzerland Fund - CHF				
- A 주식 (CHF)	2,767,956	65.62	61.92	63.96
- A-ACC 주식 (CHF)	4,792,270	15.30	14.41	14.88
- Y-ACC 주식 (CHF)	278,585	17.43	16.34	16.73
Taiwan Fund - USD				
- A 주식 (USD)	3,756,515	16.55	14.03	13.26
- Y-ACC 주식 (USD)	354,877	18.76	15.67	14.45
Thailand Fund - USD				
- A 주식 (USD)	4,321,479	41.25	43.74	56.90
- A-ACC 주식 (USD)	945,472	8.798	9.206	11.86
- Y 주식 (USD)	30,120	10.01	10.68	13.88
- Y-ACC 주식 (USD)	343,534	22.00	22.93	29.30
UK Special Situations Fund [1,3,4,5] - GBP				
- I 주식 (GBP)	15,413,789	0.716	0.719*	0.984
- A-ACC 주식 (EUR)	47,393	7.388	7.504*	-
- W 주식 (GBP)	70,216	0.710	0.713*	0.969
United Kingdom Fund - GBP				
- A 주식 (GBP)	14,554,236	2.145	2.121	2.890
- A-ACC 주식 (EUR)	151,161	8.688	8.766	11.84
- Y-ACC 주식 (GBP)	5,224,397	1.646	1.595	2.117
World Fund - USD				
- A-ACC 주식 (USD)	10,709,135	15.41	13.43	14.08
- A 주식 (EUR)	33,031,468	26.04	24.18	24.76
- A-ACC 주식 (CZK)	9,383	1,214	1,120	1,086
- A-ACC 주식 (EUR)	33,222,023	13.44	12.48	12.78
- A-ACC 주식 (HKD)	405,719	17.02	14.83	15.73
- A-ACC 주식 (HUF)	120,986	3,607	3,222	3,030
- A-ACC 주식 (SGD)	563,886	1.403	1.262	1.278
- A-ACC 주식 (CZK) (헤지)	1,195,747	1,441	1,283	1,358
- A-ACC 주식 (JPY) (헤지)	137,793	1,127	1,000	1,058
- E-ACC 주식 (EUR)	6,341,730	31.21	29.09	30.01
- I-ACC 주식 (USD)	2,736,440	15.28	13.25	13.76
- I-ACC 주식 (EUR)	23,327,037	13.81	12.75	12.93
- RY-ACC 주식 (EUR)	461	11.18	10.33	-
- Y 주식 (EUR)	5,133,763	21.37	19.84	20.23
- Y-ACC 주식 (USD)	3,869,942	16.22	14.07	14.64

* 주석 2의 가격 조정 정책을 참조하십시오.

이름 - 환율	발행 주식수 에서 로 31.10.20:	순자산 가치 (주당) 에서 로 31.10.20:	순자산 가치 (주당) 에서 로 30.04.20:	순자산 가치 (주당) 에서 로 30.04.19:
World Fund - USD				
- Y-ACC 주식 (EUR)	35,194,291	22.86	21.14	21.46
- Y-ACC 주식 (EUR) (헤지)	2,735,352	11.17	9.912	10.48
- Y-VMF-ACC 주식 (EUR)	10,448,960	11.68	10.79	10.94
Equity Income Funds				
Asia Pacific Dividend Fund - USD				
- A 주식 (USD)	4,554,316	25.10	21.01	22.99
- A-HMDIST (G) 주식 (AUD) (헤지)	735,154	12.61	11.03	12.13
- A-MINCOME (G) 주식 (USD)	8,676,068	12.33	10.44	11.63
- A-MINCOME (G) 주식 (HKD)	7,563,985	12.36	10.46	11.79
- Y 주식 (USD)	1,488,179	14.93	12.61	13.77
- Y-ACC 주식 (USD)	1,770,142	15.85	13.21	14.20
European Dividend Fund - EUR				
- A 주식 (EUR)	495,932	12.96	13.29	14.96
- A-ACC 주식 (EUR)	1,504,698	15.19	15.46	17.13
- A-HMDIST (G) 주식 (AUD) (헤지)	669,321	8.801	9.146	10.59
- A-MCDIST (G) 주식 (EUR)	87,273	8.448	8.840	10.35
- A-MINCOME (G) 주식 (EUR)	1,352,981	10.45	10.88	12.55
- A-MINCOME (G) 주식 (HKD) (헤지)	790,503	10.33	10.60	11.88
- A-MINCOME (G) 주식 (USD) (헤지)	2,691,030	10.18	10.45	11.70
- A-QINCOME (G) 주식 (EUR)	608,143	10.49	10.93	12.59
- I-ACC 주식 (EUR)	23,664	9.642	9.764	10.71
- W 주식 (GBP)	396,275	0.962	0.965	1.059
- Y-ACC 주식 (EUR)	152,247	16.44	16.67	18.31
- Y-QINCOME (G) 주식 (EUR)	31,584	8.469	8.781	10.02
Global Dividend Fund - USD				
- A-ACC 주식 (USD)	69,793,734	18.59	17.80	18.16
- A-ACC 주식 (EUR)	18,305,810	11.94	12.18	12.13
- Svetov ch dividend A-ACC 주식 (CZK) (헤지)	2,328,511	1,440	1,427	1,444
- A-ACC 주식 (EUR) (헤지)	33,693,405	19.89	19.73	20.21
- A-ACC 주식 (HUF) (헤지)	2,230,010	4,571	4,521	4,602
- A-GDIST 주식 (EUR)	8,084,674	9.549	9.937	-
- A-HMDIST (G) 주식 (AUD) (헤지)	9,290,986	11.88	11.98	12.62
- A-HMDIST (G) 주식 (PLN) (헤지)	4,117,837	10.92	10.99	11.48
- A-HMDIST (G) 주식 (RMB) (헤지)	2,726,318	123.4	123.7	129.3
- A-MCDIST (G) 주식 (USD)	1,148,944	10.89	10.66	11.42
- A-MINCOME (G) 주식 (USD)	45,425,813	14.97	14.54	15.26
- A-MINCOME (G) 주식 (EUR)	12,700,132	16.95	17.55	17.97
- A-MINCOME (G) 주식 (HKD)	96,471,613	14.67	14.24	15.12
- A-MINCOME (G) 주식 (SGD)	61,433,511	1.622	1.626	1.649
- A-MINCOME (G) 주식 (USD) (헤지)	5,770,797	11.56	11.56	11.84
- A-MINCOME (G) 주식 (AUD) (헤지)	2,271,679	13.48	13.55	14.22
- A-MINCOME (G) 주식 (HKD) (헤지)	15,342,548	11.32	11.30	11.58
- A-MINCOME (G) 주식 (SGD) (헤지)	15,065,195	1.054	1.056	1.091
- A-QINCOME (G) 주식 (USD)	5,114,433	15.06	14.63	15.35
- A-QINCOME (G) 주식 (EUR)	52,633,683	17.07	17.68	18.08
- D-ACC 주식 (EUR)	7,476,753	11.80	12.07	12.08
- D-ACC 주식 (EUR) (헤지)	6,392,699	11.65	11.59	11.92
- D-MINCOME (G) 주식 (EUR) (헤지)	7,538,298	10.25	10.35	10.96
- D-QINCOME (G) 주식 (EUR)	14,048,017	10.49	10.88	11.19
- E-ACC 주식 (EUR)	7,215,922	15.40	15.77	15.82
- E-MINCOME (G) 주식 (EUR) (헤지)	9,058,450	13.46	13.60	14.44
- I-ACC 주식 (EUR)	15,005,050	23.66	24.02	23.68
- I-ACC 주식 (USD) (헤지)	820,772	13.95	13.67	13.51
- I-QDIST 주식 (EUR)	26,047,719	9.661	-	-
- SR-ACC 주식 (SGD)	165,628,474	1.289	1.273	1.252
- SR-MINCOME (G) 주식 (SGD)	2,329,086	1.140	1.141	1.154
- W-ACC 주식 (GBP)	4,212,641	1.844	1.806	1.767
- W-QINCOME (G) 주식 (GBP)	26,932,522	1.508	1.499	1.506
- W-QINCOME (G) 주식 (GBP) (헤지)	197,675,494	1.132	1.131	1.175
- Y 주식 (EUR)	566,884	10.16	10.49	10.41

이름 - 환율	발행 주식수 에서 로 31.10.20:	순자산 가치 (주당) 에서 로 31.10.20:	순자산 가치 (주당) 에서 로 30.04.20:	순자산 가치 (주당) 에서 로 30.04.19:
Global Dividend Fund - USD				
- Y-ACC 주식 (USD)	19,733,062	20.76	19.79	20.02
- Y-ACC 주식 (EUR)	7,778,356	11.40	11.58	11.44
- Y-ACC 주식 (CHF) (헤지)	4,165,183	12.49	12.35	12.56
- Y-ACC 주식 (EUR) (헤지)	12,942,275	21.20	20.94	21.26
- Y-QINCOME (G) 주식 (EUR)	15,439,753	11.36	11.71	11.88
- Y-QINCOME (G) 주식 (USD)	4,335,378	11.46	11.08	11.51
Global Equity Income Fund [4] - USD				
- A-ACC 주식 (USD)	198,094	13.23	12.43	12.63
- A-MINCOME (G) 주식 (EUR)	366,170	13.21	13.38	13.58
- A-QINCOME (G) 주식 (EUR)	423	9.396	-	-
- I 주식 (USD)	34,396	13.47	12.70	12.93
- I-ACC 주식 (USD)	5,250,599	15.09	14.10	14.18
- W 주식 (GBP)	128,225	0.933	-	-
- X-ACC Shares (GBP)	83,179,467	0.951	0.910	-
- Y-ACC 주식 (USD)	1,847,347	13.89	12.99	13.09
- Y-QINCOME (G) 주식 (EUR)	429	9.411	-	-

자산 배분 펀드

Fidelity S lection Internationale [4] - EUR				
- A 주식 (EUR)	2,132,533	58.82	57.26*	64.61

멀티 에셋 펀드

Asia Pacific Multi Asset Growth & Income Fund [1,3,4] - USD				
- A-ACC 주식 (USD)	965,459	12.83	11.55*	12.28*
- A-ACC 주식 (HUF)	54,088	3,424	3,159*	3,013*
- A-ACC 주식 (EUR) (EUR/USD 헤지)	1,677,468	10.36	9.373*	10.26*
- A-HMDIST (G) 주식 (AUD) (AUD/USD 헤지)	20,112	10.28	9.481*	10.59*
- A-MCDIST (G) 주식 (USD)	3,835	10.17	9.429*	10.65*
- A-MCDIST (G) 주식 (SGD) (SGD/USD 헤지)	137,195	1.004	0.932*	1.062*
- A-MINCOME (G) 주식 (USD)	267,433	10.46	9.615*	10.64*
- A-MINCOME (G) 주식 (SGD)	837,664	1.014	0.963*	1.029*
- A-MINCOME (G) 주식 (SGD) (SGD/USD 헤지)	2,292,954	0.995	0.916*	-
- A-QINCOME (G) 주식 (EUR) (EUR/USD 헤지)	1,017,051	9.528	8.818*	10.05*
- E-ACC 주식 (EUR) (EUR/USD 헤지)	259,429	10.22	9.285*	10.21*
- E-QINCOME (G) 주식 (EUR) (EUR/USD 헤지)	319,085	9.388	8.716*	10.01*
- Y-ACC 주식 (EUR)	527,210	10.17	9.716*	10.03*
European Multi Asset Income Fund - EUR				
- A 주식 (EUR)	16,543,146	17.01	16.77*	18.11
- A-ACC 주식 (EUR)	9,572,684	15.56	15.10*	16.16
- A-ACC 주식 (USD) (헤지)	825,103	12.76	12.22*	12.71
- A-MCDIST (G) 주식 (EUR)	330,970	8.977	8.932*	10.02
- A-QINCOME (G) 주식 (EUR)	5,831	9.242	9.123*	-
- D-ACC 주식 (EUR)	454	9.379	9.125*	-
- D-QINCOME (G) 주식 (EUR)	454	9.195	9.102*	-
- E-ACC 주식 (EUR)	5,896,920	13.69	13.33*	14.35
- E-QINCOME (G) 주식 (EUR)	454	9.192	9.098*	-
- Y-ACC 주식 (EUR)	2,513,097	16.95	16.40*	17.46
- Y-QINCOME (G) 주식 (EUR)	460	9.292	9.146*	-
Fidelity Patrimoine [4] - EUR				
- A-ACC 주식 (EUR)	12,492,018	11.07	10.62*	12.65
- Fidelity Allocation Flexible Y-ACC 주식 (EUR) (헤지)	171,770	9.101	8.697*	10.27
Global Multi Asset Income Fund [6] - USD				
- A-ACC 주식 (USD)	31,911,439	13.09	12.30*	12.90*
- A 주식 (EUR)	22,872,952	10.27	10.60*	11.14*
- A-ACC 주식 (EUR)	43,289,769	13.30	13.33*	13.64*
- A-ACC 주식 (HKD)	7,138,675	13.06	12.27*	13.03*

* 주석 2의 가격 조정 정책을 참조하십시오.

주당 순자산가치 보고서 에서 로 2020년 10월 31일 - 계속

이름 - 환율	발행 주식수 에서 로 31.10.20:	순자산 가치 (주당) 에서 로 31.10.20:	순자산 가치 (주당) 에서 로 30.04.20:	순자산 가치 (주당) 에서 로 30.04.19:
Global Multi Asset Income Fund [6] - USD				
- A-ACC 주식 (USD) (헤지)	16,210,710	12.49	11.85*	12.25*
- A-ACC 주식 (EUR) (헤지)	76,400,849	11.83	11.29*	12.01*
- A-ACC 주식 (HUF) (헤지)	3,207,648	3,461	3,284*	3,486*
- A-ACC 주식 (JPY) (헤지)	1,599,461	1,131	1,075*	1,142*
- A-ACC 주식 (SEK/USD) (헤지)	8,316	110.3	104.2*	112.3*
- A-ACC 주식 (CZK) (CZK/USD 헤지)	1,879,395	1,102	1,040*	1,107*
- A-ACC 주식 (PLN) (PLN/USD 헤지)	8,684,060	11.86	11.19*	11.89*
- Zins & Dividende A-GDIST 주식 (EUR) (헤지)	7,952,468	8.499	8.484*	9.447*
- A-HMDIST (G) 주식 (AUD) (헤지)	16,761,637	9.447	9.189*	9.987*
- A-HMDIST (G) 주식 (PLN) (PLN/USD 헤지)	32,838,804	10.16	9.806*	10.84*
- A-MCDIST (G) 주식 (USD)	12,481,479	9.743	9.438*	10.51*
- A-MCDIST (G) 주식 (SGD) (SGD/USD 헤지)	397,749,419	0.963	0.934*	1.048*
- A-MDIST 주식 (EUR)	1,256,565	9.281	9.442*	9.936*
- A-MINCOME (G) 주식 (USD)	117,870,125	9.157	8.808*	9.644*
- A-MINCOME (G) 주식 (HKD)	218,733,956	9.141	8.792*	9.748*
- A-MINCOME (G) 주식 (SGD)	409,654,678	0.988	0.981*	1.038*
- A-MINCOME (G) 주식 (AUD) (헤지)	4,351,685	9.706	9.449*	10.37*
- A-MINCOME (G) 주식 (JPY) (헤지)	2,692,411	906.7	882.8*	980.9*
- A-MINCOME (G) 주식 (SGD) (SGD/USD 헤지)	630,549,109	0.953	0.919*	1.016*
- A-QINCOME (G) 주식 (SGD)	95,189,907	1.013	1.006*	1.064*
- A-QINCOME (G) 주식 (EUR) (헤지)	151,570,026	8.619	8.413*	9.361*
- D-ACC 주식 (EUR)	3,122,986	11.42	11.47*	11.80*
- D-ACC 주식 (EUR) (헤지)	3,804,165	10.69	10.21*	10.91*
- D-MINCOME (G) 주식 (EUR)	2,684,447	9.392	9.660*	10.38*
- D-QINCOME (G) 주식 (EUR) (헤지)	23,503,720	8.797	8.608*	9.646*
- E-ACC 주식 (EUR)	12,048	9.721	-	-
- E-ACC 주식 (EUR) (헤지)	20,829,325	10.74	10.27*	11.00*
- E-QINCOME (G) 주식 (USD)	10,153,072	9.019	8.710*	9.633*
- E-QINCOME (G) 주식 (EUR) (헤지)	71,237,056	8.201	8.021*	8.980*
- I 주식 (EUR) (EUR/USD 헤지)	355,716	9.595	9.219*	-
- I-ACC 주식 (USD)	5,269,144	11.68	10.93*	11.38*
- I-ACC 주식 (EUR)	437,731	10.72	10.69*	10.84*
- I-ACC 주식 (GBP)	15,907,119	1.678	1.614*	1.624*
- I-ACC 주식 (EUR) (헤지)	10,724,247	14.27	13.92*	14.41*
- I-GMDIST 주식 (GBP)	24,973,219	0.997	0.982*	1.034*
- X-QDIST 주식 (EUR) (EUR/USD 헤지)	4,951,981	9.501	9.116*	10.14*
- Y-ACC 주식 (USD)	1,073,189	10.91	10.22*	10.64*
- Y-ACC 주식 (EUR)	26,409,670	15.55	15.53*	15.78*
- Y-ACC 주식 (EUR) (헤지)	16,922,000	11.42	10.86*	11.47*
- Y-MINCOME (G) 주식 (USD)	2,716,989	9.720	9.315*	10.12*
- Y-MINCOME (G) 주식 (GBP) (GBP/USD 헤지)	4,096,878	0.916	0.880*	0.980*
- Y-QINCOME (G) 주식 (EUR) (헤지)	15,667,152	9.009	8.754*	9.676*
Global Multi Asset Tactical Defensive Fund [4] - USD				
- A-ACC 주식 (USD)	99,264	10.19	9.757*	10.63
- A 주식 (EUR)	1,128,043	11.47	11.91*	12.80
- Vermoegens. Def A Shares (EUR) (EUR/USD hedged)	17,460	9.057	8.868*	10.06
- A-ACC 주식 (EUR)	3,367,463	13.12	13.39*	14.24
- A-ACC 주식 (SGD)	17,019	0.992	0.981*	1.032
- A-ACC 주식 (EUR) (EUR/USD 헤지)	1,116,695	11.78	11.34*	12.72
- D-ACC 주식 (EUR)	38,014	9.856	10.09*	10.78
- D-ACC 주식 (EUR) (EUR/USD 헤지)	17,464	8.989	8.680*	9.804
- AEON E-ACC 주식 (USD)	137,557	9.954	9.559*	10.47
- E-ACC 주식 (EUR)	981,046	12.22	12.51*	13.39
- E-ACC 주식 (EUR) (EUR/USD 헤지)	983,731	10.97	10.60*	11.96
- AEON E-ACC 주식 (GBP) (GBP/USD 헤지)	170,760	0.932	0.896*	1.005
- Y-ACC 주식 (EUR)	130,231	9.733	9.905*	10.46
- Y-ACC 주식 (EUR) (EUR/USD 헤지)	1,319,133	9.288	8.912*	9.924
- Y-ACC 주식 (GBP) (GBP/USD 헤지)	327,001	0.967	0.925*	1.024
Global Multi Asset Tactical Moderate Fund [4] - USD				
- A 주식 (USD)	2,078,586	10.99	10.51*	12.20
- A 주식 (EUR)	2,093,354	11.96	12.20*	13.81
- Vermoegens. Mod A Shares (EUR) (EUR/USD hedged)	65,239	9.313	8.960*	10.72
- A-ACC 주식 (EUR)	3,151,032	13.21	13.25*	14.86
- A-ACC 주식 (SGD)	9,965	0.997	0.969*	1.075

* 주석 2의 가격 조정 정책을 참조하십시오.

주당 순자산가치 보고서 에서 로 2020년 10월 31일 - 계속

이름 - 환율	발행 주식수 에서 로 31.10.20:	순자산 가치 (주당) 에서 로 31.10.20:	순자산 가치 (주당) 에서 로 30.04.20:	순자산 가치 (주당) 에서 로 30.04.19:
Global Multi Asset Tactical Moderate Fund [4] - USD				
- A-ACC 주식 (EUR) (EUR/USD 헤지)	3,719,675	10.86	10.27*	12.19
- AEON E-ACC 주식 (USD)	432,908	10.11	9.535*	11.01
- E-ACC 주식 (EUR)	1,290,835	12.18	12.26*	13.83
- E-ACC 주식 (EUR) (EUR/USD 헤지)	563,736	10.09	9.581*	11.43
- AEON E-ACC 주식 (GBP) (GBP/USD 헤지)	938,322	0.937	0.886*	1.046
- Y-ACC 주식 (USD)	2,833,084	11.21	10.52*	11.99
- Y-ACC 주식 (EUR)	79,777	9.821	9.818*	10.93
- Y-ACC 주식 (EUR) (EUR/USD 헤지)	55,050	9.276	8.752*	10.33
Greater China Multi Asset Growth & Income Fund [1,3] - USD				
- A-ACC 주식 (USD)	571,237	15.65	13.91*	14.40*
- A-HMDIST (G) 주식 (AUD) (AUD/USD 헤지)	55,198	11.66	10.61*	11.48*
- A-MINCOME (G) 주식 (USD)	117,612	11.89	10.78*	11.56*
- A-MINCOME (G) 주식 (HKD)	2,147,429	11.87	10.77*	11.69*
- A-MINCOME (G) 주식 (SGD)	166,863	1.153	1.079*	1.117*
- A-MINCOME (G) 주식 (AUD) (AUD/USD 헤지)	13,011	11.57	10.53*	11.51*
- A-MINCOME (G) 주식 (CAD) (CAD/USD 헤지)	19,146	11.52	10.47*	11.36*
- A-MINCOME (G) 주식 (GBP) (GBP/USD 헤지)	438,833	1.114	1.014*	1.114*
Multi Asset Income Fund - USD				
- A 주식 (USD)	1,576,877	19.15	18.32*	19.71*
- A-ACC 주식 (CZK) (CZK/USD 헤지)	1,247	1,092	1,031*	-
- A-ACC 주식 (EUR) (EUR/USD 헤지)	4,694	10.92	10.32*	-
- A-QINCOME (G) 주식 (USD)	500	10.92	10.33*	-
- A-QINCOME (G) 주식 (EUR)	7,913	10.17	10.27*	-
- REST I-ACC 주식 (EUR) (EUR/USD 헤지)	4,228	9.938	-	-
- Y-ACC 주식 (USD)	4,623,460	15.52	14.53*	15.21*
Fidelity SMART Funds				
SMART Global Defensive Fund [4] - USD				
- A-ACC 주식 (USD)	87,578	10.59	10.23*	10.85
- A 주식 (EUR)	7,281,609	11.70	12.21*	12.83
- A 주식 (EUR) (EUR/USD 헤지)	725,540	9.134	8.991*	9.980
- A-ACC 주식 (EUR)	8,325,850	14.02	14.43*	14.94
- A-ACC 주식 (EUR) (EUR/USD 헤지)	1,107,510	9.564	9.286*	10.16
- E-ACC 주식 (EUR) (EUR/USD 헤지)	302,949	9.312	9.059*	9.959
- I-ACC 주식 (EUR) (EUR/USD 헤지)	1,539,602	9.710	9.376*	10.14
- Y-ACC 주식 (EUR)	124,175	10.43	10.69*	10.99
SMART Global Moderate Fund - USD				
- A 주식 (USD)	2,754,316	25.50	24.29*	27.02
- A 주식 (EUR)	88,286	10.20	10.36*	11.24
- A 주식 (EUR) (EUR/USD 헤지)	8,676,334	9.669	9.271*	10.64
- A-ACC 주식 (USD)	3,196,540	15.26	14.41*	15.85
- A-ACC 주식 (EUR)	132,002	10.50	10.56*	11.35
- A-ACC 주식 (EUR) (EUR/USD 헤지)	479,949	9.969	9.467*	10.73
- E-ACC 주식 (EUR) (EUR/USD 헤지)	110,540	9.720	9.253*	10.56
- Y-ACC 주식 (EUR)	815	10.82	10.84*	11.56
채권형 펀드				
Asia Pacific Strategic Income Fund - USD				
- A-ACC 주식 (USD)	1,110,356	12.03	10.95	10.90
- A-HMDIST (G) 주식 (AUD) (헤지)	44,965	9.595	9.075	9.554
- A-MCDIST (G) 주식 (USD)	3,204,791	9.026	8.597	9.374
- A-MINCOME (G) 주식 (USD)	233,198	9.677	9.110	9.614
- A-MINCOME (G) 주식 (SGD)	688,128	0.925	0.899	0.918
- A-MINCOME (G) 주식 (USD) (헤지)	36,088	9.616	9.057	9.550
- A-MINCOME (G) 주식 (HKD) (헤지)	268,803	9.354	8.799	9.301
- A-MINCOME (G) 주식 (SGD) (SGD/USD 헤지)	136,500	1.028	0.968	1.032
- Y 주식 (USD)	528	10.36	9.932	10.36

* 주석 2의 가격 조정 정책을 참조하십시오.

주당 순자산가치 보고서 에서 로 2020년 10월 31일 - 계속

이름 - 환율	발행 주식수 에서 로 31.10.20:	순자산 가치 (주당) 에서 로 31.10.20:	순자산 가치 (주당) 에서 로 30.04.20:	순자산 가치 (주당) 에서 로 30.04.19:
Asian Bond Fund - USD				
- A-ACC 주식 (USD)	8,860,031	15.78	14.45	14.06*
- A 주식 (EUR) (헤지)	6,604,032	9.849	9.341	9.679*
- A-MCDIST (G) 주식 (USD)	40,880	10.64	9.992	-
- A-HMDIST (G) 주식 (AUD) (헤지)	7,154,197	10.18	9.528	9.678*
- A-MDIST 주식 (USD)	6,273,840	11.79	10.95	11.00*
- A-MINCOME (G) 주식 (USD)	75,833,842	10.24	9.575	9.715*
- A-MINCOME (G) 주식 (HKD)	224,644,647	10.23	9.563	9.819*
- A-MINCOME (G) 주식 (SGD) (헤지)	258,526,924	0.980	0.918	0.938*
- I-ACC 주식 (USD)	6,004,418	12.92	11.79	11.41*
- I-ACC 주식 (EUR) (헤지)	880,363	10.82	-	-
- I-QDIST 주식 (SGD) (헤지)	107,992,968	1.113	1.035	1.048*
- Y 주식 (EUR) (헤지)	10,576,538	10.94	10.39	10.60*
- Y-ACC 주식 (USD)	36,342,259	16.25	14.84	14.39*
- Y-ACC 주식 (CHF) (헤지)	4,576	9.867	-	-
- Y-QDIST 주식 (USD)	18,224,079	10.97	10.20	10.25*
Asian High Yield Fund - USD				
- A-ACC 주식 (USD)	28,655,812	18.71	16.75	18.23
- A 주식 (EUR) (헤지)	9,344,523	7.472	7.198	8.592
- A 주식 (RMB) (헤지)	1,568,521	105.4	96.84	111.7
- A-ACC 주식 (EUR)	3,739,022	20.81	19.86	21.10
- A-ACC 주식 (SEK) (헤지)	7,060,576	144.1	129.3	145.3
- A-HMDIST (G) 주식 (AUD) (헤지)	32,248,627	8.388	7.842	9.270
- A-MDIST 주식 (USD)	218,438,332	7.567	6.996	8.128
- A-MDIST 주식 (HKD)	174,434,711	8.609	7.955	9.355
- A-MDIST 주식 (JPY) (헤지)	292,666	828.9	768.3	919.1
- A-MDIST 주식 (SGD) (헤지)	497,014,714	0.806	0.745	0.873
- A-MINCOME 주식 (USD)	8,087,983	8.418	7.794	9.028
- A-MINCOME (G) 주식 (USD)	43,617,736	8.089	7.555	8.900
- A-MINCOME (G) 주식 (SGD) (헤지)	32,558,897	0.840	0.786	0.935
- E-MDIST 주식 (EUR) (헤지)	9,740,067	7.612	7.074	8.467
- I-ACC 주식 (USD)	478,950	12.98	11.59	12.52
- I-MDIST 주식 (USD)	9,959,622	9.113	8.424	9.789
- Y 주식 (EUR) (헤지)	7,137,896	7.488	7.232	8.644
- Y-ACC 주식 (USD)	20,090,670	21.05	18.81	20.36
- Y-ACC 주식 (EUR)	544,903	12.26	11.67	12.34
- Y-ACC 주식 (SGD) (헤지)	2,119,599	1.497	1.338	1.469
- Y-MDIST 주식 (USD)	9,262,621	9.439	8.725	10.14
- Y-MDIST 주식 (HKD)	8,288,041	9.437	8.721	10.26
- Y-MDIST 주식 (SGD) (헤지)	17,100,756	0.904	0.836	0.984
- Y-MINCOME 주식 (USD)	5,171,790	9.777	9.051	10.48
China High Yield Fund - USD				
- A-ACC 주식 (USD)	13,487,218	13.08	11.86	12.46
- A-ACC 주식 (EUR) (EUR/USD 헤지)	364,591	10.22	9.302	-
- A-HMDIST (G) 주식 (AUD) (헤지)	6,895,426	9.091	8.618	9.912
- A-MINCOME (G) 주식 (USD) (헤지)	89,424,277	9.121	8.647	9.894
- A-MINCOME (G) 주식 (HKD) (헤지)	271,187,051	8.843	8.382	9.629
- A-MINCOME (G) 주식 (SGD) (헤지)	140,481,554	0.886	0.842	0.973
- A-MINCOME (G) 주식 (EUR) (EUR/USD 헤지)	1,020,925	9.350	8.870	-
- A-MINCOME (G) 주식 (RMB) (RMB/USD 헤지)	713,044	97.44	91.11	-
- W-MINCOME (G) 주식 (GBP) (헤지)	165,663	1.013	-	-
- Y 주식 (USD)	7,071,930	9.937	9.660	10.85
China RMB Bond Fund [4] - USD				
- A-ACC 주식 (USD)	335,794	11.968	10.966	11.278
- A-ACC 주식 (EUR)	1,929,355	13.969	13.639	13.692
- A-ACC 주식 (RMB)	4,112,914	140.13	135.62	132.95
- A-MINCOME (G) 주식 (SGD) (SGD/USD 헤지)	728,415	0.9239	0.8659	0.9377
- E-ACC 주식 (EUR)	1,433,725	13.381	13.096	13.215
- I-ACC 주식 (EUR)	3,019,574	11.045	10.752	10.732
- I-QDIST 주식 (USD)	491	10.128	9.4397	10.051

별첨 재무제표에 대한 주석은 본 재무제표의 중요한 일부입니다.
* 주석 2의 가격 조정 정책을 참조하십시오.

주당 순자산가치 보고서 에서 로 2020년 10월 31일 - 계속

이름 - 환율	발행 주식수 에서 로 31.10.20:	순자산 가치 (주당) 에서 로 31.10.20:	순자산 가치 (주당) 에서 로 30.04.20:	순자산 가치 (주당) 에서 로 30.04.19:
China RMB Bond Fund [4] - USD				
- W-ACC 주식 (GBP)	303,798	1.4080	1.3243	1.3120
- Y-ACC 주식 (USD)	662,609	12.279	11.228	11.501
- Y-ACC 주식 (EUR)	3,940,388	14.414	14.045	14.043
- Y-MINCOME (G) 주식 (RMB)	6,796	104.71	101.42	102.61
Emerging Market Corporate Debt Fund - USD				
- A-ACC 주식 (USD)	4,606,713	13.69	12.07	12.86*
- A-ACC 주식 (EUR) (헤지)	2,304,944	12.15	10.77	11.80*
- A-HMDIST (G) 주식 (AUD) (헤지)	81,043	9.975	9.065	10.24*
- A-MDIST 주식 (USD)	1,509,272	10.33	9.275	10.31*
- A-MDIST 주식 (EUR) (헤지)	2,071,809	9.204	8.314	9.508*
- A-MINCOME (G) 주식 (USD)	222,628	10.05	9.125	10.27*
- A-MINCOME (G) 주식 (HKD)	2,065,789	10.08	9.144	10.41*
- E-MDIST 주식 (USD)	527,706	10.67	9.583	10.65*
- E-MDIST 주식 (EUR) (헤지)	1,589,389	9.198	8.302	9.494*
- I 주식 (USD)	471	10.63	9.809	10.88*
- Y-ACC 주식 (USD)	1,889,896	14.38	12.63	13.36*
- Y-QDIST 주식 (EUR) (헤지)	1,043,445	9.244	8.361	9.563*
Emerging Market Debt Fund - USD				
- A 주식 (USD)	6,091,089	11.31	10.04*	11.90
- A 주식 (EUR)	10,901,831	11.90	11.29*	13.06
- A 주식 (EUR) (헤지)	1,795,788	8.710	7.771*	9.518
- A-ACC 주식 (USD)	9,148,039	21.82	18.49*	21.07
- A-ACC 주식 (EUR)	10,779,542	23.22	20.96*	23.32
- A-ACC 주식 (EUR) (헤지)	4,855,019	14.02	11.93*	14.03
- A-ACC 주식 (HUF) (헤지)	202,795	3,442	2,914*	3,418
- A-ACC 주식 (SEK) (헤지)	287,822	134.8	114.6*	134.8
- A-HMDIST (G) 주식 (PLN) (헤지)	4,344,993	8.933	7.822*	9.482
- A-MCDIST (G) 주식 (USD)	1,496	11.58	10.18*	-
- A-MDIST 주식 (USD)	15,992,126	10.97	9.483*	11.35
- A-MDIST 주식 (EUR)	7,832,242	11.55	10.65*	12.44
- A-MDIST 주식 (AUD) (헤지)	1,254,211	10.41	9.003*	10.98
- A-MINCOME (G) 주식 (USD)	10,582,929	8.678	7.584*	9.130
- E-ACC 주식 (EUR)	4,619,752	21.77	19.69*	21.99
- E-ACC 주식 (EUR) (헤지)	4,413	10.16	-	-
- E-MDIST 주식 (EUR) (헤지)	5,300,470	8.937	7.766*	9.592
- I-ACC 주식 (USD)	19,805,730	13.01	10.97*	12.40
- I-ACC 주식 (EUR) (헤지)	1,185,131	10.14	8.593*	-
- W-ACC 주식 (GBP)	562,993	1.522	1.320*	1.446
- X 주식 (USD)	500	9.978	8.878*	-
- X-ACC 주식 (USD)	500	11.24	9.447*	10.60
- X-ACC 주식 (GBP) (GBP / USD 헤지)	117,338,398	0.962	0.810*	-
- Y-ACC 주식 (USD)	13,771,484	24.34	20.55*	23.25
- Y-ACC 주식 (EUR)	9,094,559	13.75	12.37*	13.67
- Y-ACC 주식 (EUR) (헤지)	8,263,531	11.56	9.807*	11.44
- Y-QDIST 주식 (EUR) (헤지)	18,738,796	8.028	6.994*	8.621
Emerging Market Local Currency Debt Fund [4] - USD				
- A-ACC 주식 (USD)	1,008,788	8.329	7.687*	8.276
- A-MDIST 주식 (EUR)	1,734,360	6.813	6.848*	7.534
- E-MDIST 주식 (EUR)	889,063	6.813	6.847*	7.533
- I 주식 (USD)	12,615,348	6.154	5.985*	6.710
- I 주식 (EUR)	847,968	8.932	9.292*	10.15
- I 주식 (GBP)	29,892,004	0.910	0.911*	0.984
- R-ACC 주식 (USD)	6,959,290	10.75	9.868*	10.51
- X 주식 (USD)	500	9.780	9.496*	-
- X-ACC 주식 (USD)	500	10.35	9.477*	10.05
- Y-ACC 주식 (USD)	13,338,568	8.751	8.048*	8.604
- Y-ACC 주식 (EUR) (EUR/USD 헤지)	4,668	9.399	8.703*	-
- Y-QDIST 주식 (EUR)	2,970,937	6.883	6.921*	7.605
Emerging Market Total Return Debt Fund [4] - USD				
- A 주식 (USD)	271,778	9.635	8.635	10.34

* 주석 2의 가격 조정 정책을 참조하십시오.

주당 순자산가치 보고서 에서 로 2020년 10월 31일 - 계속

이름 - 환율	발행 주식수 에서 로 31.10.20:	순자산 가치 (주당) 에서 로 31.10.20:	순자산 가치 (주당) 에서 로 30.04.20:	순자산 가치 (주당) 에서 로 30.04.19:
Emerging Market Total Return Debt Fund[4] - USD				
- A 주식 (EUR)	2,481,311	10.13	9.702	11.35
- A-ACC 주식 (USD)	13,901,168	12.44	10.65	12.39
- A-ACC 주식 (EUR)	1,682,905	10.48	9.559	10.85
- A 주식 (EUR) (EUR/USD 헤지)	158,222	9.029	8.147	10.07
- A-ACC 주식 (EUR) (EUR/USD 헤지)	5,957,192	11.09	9.562	11.47
- D-ACC 주식 (EUR) (EUR/USD 헤지)	76,447	9.761	8.423	10.14
- E-ACC 주식 (EUR)	441	9.798	-	-
- E-MDIST 주식 (EUR) (EUR/USD 헤지)	4,064,052	9.193	8.105	10.17
- I 주식 (USD)	411,027	10.62	9.558	11.47
- I 주식 (EUR) (EUR/USD 헤지)	7,591,137	9.402	8.531	10.57
- I-ACC 주식 (USD)	2,862,766	9.879	8.423	-
- I-ACC 주식 (EUR)	3,626,277	9.875	8.972	10.10
- I-ACC 주식 (EUR) (EUR/USD 헤지)	5,213,356	9.642	8.272	9.839
- I-QINCOME (G) 주식 (GBP) (GBP/USD 헤지)	93,018,264	0.968	0.852	1.053
- R-GDIST 주식 (GBP) (GBP/USD 헤지)	39,442,721	0.933	0.822	-
- W-ACC 주식 (GBP) (GBP/USD 헤지)	38,341	0.923	0.789	-
- W-GDIST 주식 (GBP) (GBP/USD 헤지)	551,073	1.007	-	-
- Y-ACC 주식 (USD)	4,538,842	12.87	10.98	12.69
- Y-ACC 주식 (EUR)	2,315,831	12.46	11.33	12.77
- Y 주식 (EUR) (EUR/USD 헤지)	2,906,933	8.947	8.101	10.04
- Y-ACC 주식 (EUR) (EUR/USD 헤지)	863,413	9.603	8.245	9.824
Emerging Markets Inflation-linked Bond Fund[4] - USD				
- A-ACC 주식 (EUR)	1,527,912	10.33	10.33	11.60
- A-MDIST 주식 (EUR)	880,698	7.223	7.303	8.458
- D-ACC 주식 (EUR)	14,241	9.753	9.768	11.00
- E-ACC 주식 (EUR)	871,675	9.100	9.120	10.29
- E-MDIST 주식 (EUR)	652,704	7.217	7.296	8.449
- Y-ACC 주식 (USD)	96,486	9.243	8.649	9.900
Euro Bond Fund - EUR				
- A 주식 (EUR)	17,542,492	14.90	14.51	13.83
- A-ACC 주식 (EUR)	17,966,005	17.49	17.04	16.10
- A-ACC 주식 (HUF) (헤지)	72,789	3,630	3,516	3,306
- A-ACC 주식 (USD) (헤지)	384,456	13.90	13.50	12.40
- A-MDIST 주식 (EUR)	9,072,327	12.58	12.25	11.59
- E-ACC 주식 (EUR)	3,394,935	32.15	31.38	29.76
- I-ACC 주식 (EUR)	28,236,186	11.82	11.49	10.80
- X 주식 (EUR)	447	10.93	10.66	-
- X-ACC 주식 (EUR)	473,099	11.41	11.06	10.35
- Y 주식 (EUR)	1,968,942	12.44	12.11	11.54
- Y-ACC 주식 (EUR)	11,466,247	17.98	17.48	16.46
- Y-ACC 주식 (USD)	389,279	12.41	11.32	10.92
- Y-ACC 주식 (USD) (헤지)	10,614	13.21	12.80	11.77
Euro Corporate Bond Fund - EUR				
- A 주식 (EUR)	1,953,497	12.62	12.24	12.08
- A-ACC 주식 (EUR)	4,515,977	34.37	33.16	32.24
- A-ACC 주식 (HUF) (헤지)	141,361	3,626	3,480	3,373
- A-MDIST 주식 (EUR)	2,709,868	12.56	12.14	11.87
- D-ACC 주식 (EUR)	70,830	11.19	10.81	10.54
- E-ACC 주식 (EUR)	2,406,798	12.67	12.24	11.95
- E-MDIST 주식 (EUR)	1,643,843	11.55	11.17	10.93
- I 주식 (EUR)	3,004,562	10.77	10.47	10.34
- I-ACC 주식 (EUR)	17,014,452	11.99	11.53	11.15
- Y-ACC 주식 (EUR)	4,120,921	36.13	34.79	33.70
- Y-QDIST 주식 (EUR)	952,419	11.58	11.19	10.96
Euro Short Term Bond Fund - EUR				
- A 주식 (EUR)	209,727	9.869	9.810*	9.850
- A-ACC 주식 (EUR)	76,982,350	26.41	26.04*	25.83
- D-ACC 주식 (EUR)	2,194,807	10.23	10.10*	10.03
- E-ACC 주식 (EUR)	27,568,811	12.19	12.03*	11.95
- I-ACC 주식 (EUR)	46,360,607	10.35	10.19*	10.08

별첨 재무제표에 대한 주석은 본 재무제표의 중요한 일부입니다.
* 주석 2의 가격 조정 정책을 참조하십시오.

주당 순자산가치 보고서 에서 로 2020년 10월 31일 - 계속

이름 - 환율	발행 주식수 에서 로 31.10.20:	순자산 가치 (주당) 에서 로 31.10.20:	순자산 가치 (주당) 에서 로 30.04.20:	순자산 가치 (주당) 에서 로 30.04.19:
Euro Short Term Bond Fund - EUR				
- R-ACC 주식 (EUR)	28,398,460	10.36	10.19*	10.06
- X-ACC 주식 (EUR)	423	9.999	-	-
- Y-ACC 주식 (EUR)	24,045,933	27.38	26.97*	26.69
European High Yield Fund - EUR				
- A 주식 (EUR)	31,166,868	9.381	8.957*	9.877
- A-ACC 주식 (EUR)	16,489,644	20.94	19.30*	20.52
- A-ACC 주식 (CZK)	484	1,097	1,004*	1,011
- A-ACC 주식 (CZK) (헤지)	162,572	1,235	1,135*	1,190
- A-ACC 주식 (PLN) (헤지)	2,522,796	12.82	11.77*	12.31
- A-ACC 주식 (SEK) (헤지)	1,955,915	293.8	270.4*	287.5
- A-ACC 주식 (USD) (헤지)	1,797,624	16.77	15.38*	15.87
- A-MDIST 주식 (EUR)	45,353,462	10.86	10.16*	11.19
- A-MDIST 주식 (SGD)	4,102,123	0.781	0.708*	0.771
- A-MDIST 주식 (SGD) (헤지)	1,623,256	1.000	0.931*	1.004
- A-MDIST 주식 (USD) (헤지)	4,430,337	10.72	9.974*	10.69
- A-HMDIST (G) 주식 (AUD) (헤지)	661,861	8.725	8.277*	9.327
- A-MINCOME 주식 (EUR)	314,932	10.08	9.482*	10.52
- A-MINCOME (G) 주식 (EUR)	3,540,892	8.714	8.241*	9.230
- A-MINCOME (G) 주식 (HKD) (헤지)	70,461	91.41	85.92*	93.66
- A-MINCOME (G) 주식 (SGD) (헤지)	314,250	0.995	0.938*	1.027
- A-MINCOME (G) 주식 (USD) (헤지)	142,882	10.12	9.524*	10.36
- D-ACC 주식 (EUR)	384,051	11.36	10.49*	11.19
- D-MDIST 주식 (EUR)	1,929,091	9.835	9.196*	10.13
- E-ACC 주식 (EUR)	2,152,589	40.81	37.66*	40.15
- E-MDIST 주식 (EUR)	6,784,336	11.21	10.49*	11.55
- I-ACC 주식 (EUR)	2,894,393	133.5868	122.7053*	129.6391
- I-QDIST 주식 (EUR)	36,883,008	9.702	9.083*	10.00
- RY 주식 (EUR)	458	9.494	8.793*	-
- RY-ACC 주식 (EUR)	458	9.573	8.793*	-
- RY-ACC 주식 (USD) (헤지)	5,000	9.678	8.846*	-
- Y 주식 (EUR)	6,980,082	9.699	9.286*	10.24
- Y-ACC 주식 (EUR)	6,979,151	22.91	21.06*	22.29
- Y-ACC 주식 (CHF) (헤지)	19,470	11.64	10.71*	11.39
- Y-ACC 주식 (CZK) (헤지)	9,237	1,203	1,103*	1,151
- Y-ACC 주식 (SEK) (헤지)	36,204	118.5	108.8*	115.0
- Y-ACC 주식 (USD) (헤지)	26,932,132	13.33	12.19*	12.54
- Y-MDIST 주식 (USD) (헤지)	47,350	10.78	10.00*	10.71
- Y-QDIST 주식 (EUR)	834,935	10.02	9.379*	10.33
Flexible Bond Fund - GBP				
- A 주식 (GBP)	148,414,513	0.355	0.342	0.334
- A 주식 (EUR) (EUR/GBP 헤지)	165,884	9.900	9.640	9.530
- A-ACC 주식 (GBP)	20,966,802	1.937	1.851	1.774
- A-ACC 주식 (EUR)	675,919	10.54	10.44	10.10
- A-ACC 주식 (EUR) (EUR/GBP 헤지)	5,321,298	11.58	11.10	10.78
- E-ACC 주식 (EUR) (EUR/GBP 헤지)	1,156,361	11.23	10.80	10.52
- E-MDIST 주식 (EUR) (EUR/GBP 헤지)	1,178,734	10.43	10.09	9.942
- I 주식 (GBP)	4,065	1.077	1.033	-
- Y 주식 (GBP)	47,006,118	1.115	1.074	1.048
- Y 주식 (EUR) (EUR/GBP 헤지)	744,276	10.50	10.15	10.01
- Y 주식 (USD) (USD/GBP 헤지)	596,788	11.63	11.20	10.73
- Y-ACC 주식 (GBP)	19,937,284	1.280	1.219	1.161
- Y-ACC 주식 (EUR)	19,121	10.82	10.69	10.29
- Y-ACC 주식 (EUR) (EUR/GBP 헤지)	4,243,105	11.90	11.37	10.97
Global Bond Fund - USD				
- A 주식 (USD)	195,568,761	1.288	1.245	1.158
- A-ACC 주식 (USD)	4,983,043	15.62	14.96	13.72
- A-ACC 주식 (EUR) (헤지)	8,491,326	15.03	14.85	13.76
- I-ACC 주식 (USD)	27,251,027	12.53	11.96	10.91
- I-ACC 주식 (EUR) (헤지)	19,246,023	10.99	10.82	-
- Y-ACC 주식 (USD)	16,280,410	12.10	11.56	10.56
Global Corporate Bond Fund [4] - USD				
- Y-ACC 주식 (USD)	7,639,710	14.87	13.85	13.34

* 주석 2의 가격 조정 정책을 참조하십시오.

주당 순자산가치 보고서 에서 로 2020년 10월 31일 - 계속

이름 - 환율	발행 주식수 에서 로 31.10.20:	순자산 가치 (주당) 에서 로 31.10.20:	순자산 가치 (주당) 에서 로 30.04.20:	순자산 가치 (주당) 에서 로 30.04.19:
Global Corporate Bond Fund [4] - USD				
- A-ACC 주식 (EUR)	1,340,076	14.75	14.66	13.84
- A-ACC 주식 (EUR) (헤지)	665,746	12.81	12.20	11.95
- S restricted A-ACC 주식 (SEK) (헤지)	36,460,959	10.80	10.26	10.02
- I-ACC 주식 (EUR) (헤지)	4,244,019	10.24	-	-
- X 주식 (USD)	71,589	10.97	10.41	-
- Y-ACC 주식 (EUR) (헤지)	1,725,474	14.29	13.59	13.26
Global High Yield Fund [4] - USD				
- A-ACC 주식 (USD)	2,723,972	14.97	13.64	14.52
- A 주식 (EUR) (헤지)	1,443,233	9.446	8.993	10.23
- Svetov ch dluhopisu A-ACC 주식 (CZK) (헤지)	1,081,839	1,126	1,028	1,108
- A-MINCOME 주식 (EUR) (헤지)	2,964,973	9.084	8.514	9.761
- E-ACC 주식 (EUR)	1,967,649	15.69	15.26	15.93
- E-MINCOME 주식 (EUR) (헤지)	1,979,326	9.078	8.507	9.743
- I-ACC 주식 (USD)	500	10.85	9.844	10.40
- I 주식 (EUR) (헤지)	390,767	9.451	9.038	10.30
- Y-ACC 주식 (USD)	730,388	11.24	10.22	10.82
- Y-MINCOME 주식 (EUR) (헤지)	434,612	9.118	8.548	9.795
Global Hybrids Bond Fund [4] - USD				
- Y 주식 (USD)	8,969,829	10.97	10.16	10.73
- A 주식 (EUR)	435	10.07	-	-
- A-ACC 주식 (EUR)	435	10.07	-	-
- A-ACC 주식 (EUR) (헤지)	19,147	10.07	-	-
- I 주식 (EUR)	346,923	10.52	10.41	10.72
- Y-ACC 주식 (EUR)	23,456	12.64	12.08	11.87
- Y-ACC 주식 (USD) (헤지)	128,732	13.99	12.95	12.73
- Y-ACC 주식 (EUR) (헤지)	738,758	12.54	11.66	11.83
- Y 주식 (EUR)	36,605	10.50	10.38	10.69
- Y 주식 (EUR) (헤지)	599,008	10.54	10.17	10.66
Global Income Fund - USD				
- A-ACC 주식 (USD)	2,885,859	12.71	11.84	11.87
- Rentenanlage Zinsertrag A 주식 (EUR) (헤지)	346,330	9.475	9.083	9.651
- A-ACC 주식 (CZK) (헤지)	385,647	1,064	992.2	1,006
- A-ACC 주식 (EUR) (헤지)	4,026,087	11.76	11.01	11.36
- A-HMDIST (G) 주식 (AUD) (헤지)	2,636,085	10.20	9.700	10.15
- A-MCDIST (G) 주식 (USD)	202,821	10.55	10.07	-
- A-MDIST 주식 (USD)	1,283,768	10.22	9.635	9.900
- A-MINCOME (G) 주식 (USD)	19,101,033	9.184	8.743	9.147
- A-MINCOME (G) 주식 (USD) (헤지)	226,709	9.754	9.280	9.698
- A-MINCOME (G) 주식 (HKD) (헤지)	61,521,246	9.655	9.176	9.615
- A-QINCOME (G) 주식 (EUR) (헤지)	7,564,726	8.534	8.168	8.804
- E-QINCOME (G) 주식 (USD)	1,277,055	9.391	8.968	9.432
- E-QINCOME (G) 주식 (EUR) (헤지)	7,213,484	8.121	7.797	8.454
- Y-ACC 주식 (EUR) (헤지)	242,850	11.46	10.69	10.97
Global Inflation-linked Bond Fund - USD				
- A-ACC 주식 (USD)	4,255,368	11.23	10.82	10.54
- A 주식 (GBP) (헤지)	2,466,236	1.247	1.224	1.195
- A-ACC 주식 (EUR) (헤지)	6,441,563	12.11	11.92	11.75
- E-ACC 주식 (EUR) (헤지)	2,795,169	11.80	11.63	11.48
- I-ACC 주식 (USD)	54,736	10.17	9.783	9.488
- I-ACC 주식 (EUR) (헤지)	3,899,192	10.17	10.00	-
- X 주식 (USD)	500	10.68	10.30	-
- X-ACC 주식 (GBP) (헤지)	404,957,693	1.020	0.998	-
- Y 주식 (GBP) (헤지)	185,532,698	1.287	1.263	1.235
- Y-ACC 주식 (USD)	1,554,833	10.19	9.807	9.536
- Y-ACC 주식 (EUR) (헤지)	32,355,371	12.35	12.15	11.96
Global Short Duration Income Fund - USD				
- A-ACC 주식 (USD)	2,378,532	11.84	11.23	11.43
- A-ACC 주식 (EUR)	6,959,209	10.37	10.48	10.41
- A-ACC 주식 (EUR) (EUR/USD 헤지)	48,694,200	10.08	9.604	10.04

주당 순자산가치 보고서 에서 로 2020년 10월 31일 - 계속

이름 - 환율	발행 주식수 에서 로 31.10.20:	순자산 가치 (주당) 에서 로 31.10.20:	순자산 가치 (주당) 에서 로 30.04.20:	순자산 가치 (주당) 에서 로 30.04.19:
Global Short Duration Income Fund - USD				
- A-MDIST 주식 (USD)	2,948,414	6.945	6.661	6.942
- A-MDIST 주식 (EUR)	3,576,333	7.394	7.558	7.689
- A-MINCOME 주식 (EUR)	958,852	8.153	8.292	8.333
- A-QINCOME (G) 주식 (EUR) (EUR/USD 헤지)	5,521,903	9.806	9.383	9.922
- E-ACC 주식 (EUR) (EUR/USD 헤지)	9,394,622	9.983	9.524	9.999
- E-MDIST 주식 (EUR)	4,260,933	7.395	7.559	7.689
- E-MINCOME 주식 (EUR)	935,760	8.156	8.296	8.342
- E-QINCOME (G) 주식 (EUR) (EUR/USD 헤지)	2,078,890	9.703	9.314	9.873
- W-QINCOME Shares (GBP) (GBP / USD 헤지)	41,397	1.020	-	-
- Y-ACC 주식 (USD)	9,000	10.92	10.34	10.48
- Y-ACC 주식 (EUR)	2,065,440	10.63	10.73	10.62
- Y-ACC 주식 (EUR) (EUR/USD 헤지)	6,182,782	10.18	9.668	10.07
Sustainable Reduced Carbon Bond Fund[4] - USD				
- A-ACC 주식 (USD)	500	10.39	9.793	-
- A-ACC 주식 (CZK) (헤지)	37,463	1,022	981.9	-
- A-ACC 주식 (EUR) (헤지)	332,640	11.26	10.84	10.54
- E-ACC 주식 (USD)	500	10.35	9.774	-
- E-ACC 주식 (EUR) (헤지)	65,934	10.10	9.752	-
- I-ACC 주식 (USD)	500	10.43	9.807	-
- I-ACC 주식 (EUR) (헤지)	65,934	10.17	9.772	-
- I-ACC 주식 (GBP) (헤지)	555,856	1.022	0.978	-
- W 주식 (GBP) (헤지)	946,344	1.015	0.977	-
- Y-ACC 주식 (USD)	882	10.42	9.802	-
- Y-ACC 주식 (EUR) (헤지)	1,325,522	16.23	15.60	15.15
- Y-MDIST 주식 (EUR) (헤지)	58,272	12.85	12.49	12.19
Sustainable Strategic Bond Fund - USD				
- A-ACC 주식 (USD)	2,162,566	11.48	11.08	10.54
- A 주식 (EUR) (헤지)	1,490,435	10.43	10.24	10.20
- A-ACC 주식 (EUR) (헤지)	3,958,226	11.93	11.57	11.32
- A-ACC 주식 (PLN) (헤지)	15,288,913	13.13	12.68	12.16
- A-ACC 주식 (SEK) (헤지)	24,376	128.4	124.3	121.4
- A-GMDIST 주식 (EUR) (헤지)	4,380,228	8.579	8.434	8.482
- E-ACC 주식 (EUR) (헤지)	1,697,057	10.97	10.67	10.50
- E-GMDIST 주식 (EUR) (헤지)	2,339,669	8.190	8.078	8.168
- REST I-ACC 주식 (EUR) (헤지)	4,228	9.972	-	-
- Rentenanlage Klassik A 주식 (EUR) (헤지)	5,560,194	9.932	9.744	9.702
- Y-ACC 주식 (EUR) (헤지)	5,569,465	12.54	12.13	11.81
- Y-QDIST 주식 (EUR) (헤지)	361,202	9.860	9.615	9.533
US Dollar Bond Fund - USD				
- A 주식 (USD)	53,414,480	8.287	8.225	7.256
- A-ACC 주식 (USD)	19,930,403	18.81	18.55	16.07
- A-ACC 주식 (CZK)	4,092	1,395	1,457	1,168
- A-ACC 주식 (PLN) (헤지)	22,144,852	11.89	11.73	10.24
- A-MCDIST (G) 주식 (USD)	500	9.909	-	-
- A-MCDIST (G) 주식 (HKD)	3,875	9.915	-	-
- A-MDIST 주식 (USD)	24,808,064	13.31	13.19	11.61
- D-ACC 주식 (USD)	139,217	12.15	12.00	10.44
- I-ACC 주식 (USD)	26,443,404	12.68	12.47	10.75
- I-ACC 주식 (CHF) (헤지)	4,864	10.42	10.30	-
- I-ACC 주식 (EUR) (헤지)	14,414,172	11.46	11.32	10.05
- X 주식 (USD)	500	11.45	11.46	-
- X-ACC 주식 (USD)	500	12.57	12.33	10.58
- Y 주식 (USD)	1,443,971	11.92	11.94	10.55
- Y-ACC 주식 (USD)	37,056,427	18.27	17.98	15.52
- Y-ACC 주식 (CHF) (헤지)	203,710	11.40	11.28	10.07
- Y-ACC 주식 (EUR) (헤지)	9,568,352	11.52	11.38	10.11
- Y-MDIST 주식 (USD)	544,191	11.84	11.72	10.32
US High Yield Fund - USD				
- A 주식 (USD)	21,429,915	11.52	11.03*	12.39
- A 주식 (EUR)	4,564,593	8.219	8.416*	9.208

* 주석 2의 가격 조정 정책을 참조하십시오.

주당 순자산가치 보고서 에서 로 2020년 10월 31일 - 계속

이름 - 환율	발행 주식수 에서 로 31.10.20:	순자산 가치 (주당) 에서 로 31.10.20:	순자산 가치 (주당) 에서 로 30.04.20:	순자산 가치 (주당) 에서 로 30.04.19:
US High Yield Fund - USD				
- A 주식 (GBP)	1,175,634	13.36	13.17*	14.26
- A-ACC 주식 (USD)	7,828,193	15.44	14.14*	15.13
- A-ACC 주식 (EUR)	2,636,213	24.13	23.56*	24.61
- A-ACC 주식 (EUR) (헤지)	8,052,150	13.43	12.37*	13.65
- A-ACC 주식 (HUF) (헤지)	814,143	3,614	3,314*	3,641
- A-MCDIST (G) 주식 (USD)	763,130	9.170	8.789*	-
- A-MDIST 주식 (USD)	84,419,353	10.91	10.20*	11.41
- A-MDIST 주식 (SGD)	2,937,938	0.886	0.855*	0.923
- A-MDIST 주식 (AUD) (헤지)	539,043	10.17	9.522*	10.84
- A-MINCOME 주식 (USD)	2,633,018	10.57	9.932*	11.16
- A-MINCOME 주식 (HKD)	14,123,092	10.53	9.889*	11.24
- A-MINCOME (G) 주식 (USD)	16,014,687	8.672	8.227*	9.402
- D-ACC 주식 (EUR) (헤지)	49,112	11.20	10.34*	11.42
- D-MDIST 주식 (USD)	56,488	10.23	9.555*	10.69
- E-MDIST 주식 (EUR) (헤지)	2,103,038	8.704	8.177*	9.418
- I 주식 (EUR) (헤지)	5,576,549	9.290	8.989*	10.46
- I-ACC 주식 (USD)	49,332,717	14.26	13.02*	13.84
- I-ACC 주식 (EUR) (헤지)	8,783	10.43	9.579*	10.49
- I-MDIST 주식 (USD)	15,638,164	9.475	8.851*	9.903
- RY 주식 (USD)	179,787	9.814	9.037*	-
- RY-ACC 주식 (USD)	654,978	9.899	9.037*	-
- RY-ACC 주식 (EUR) (헤지)	23,745	9.781	8.981*	-
- W-ACC 주식 (GBP)	1,672,852	1.693	1.590*	1.638
- Y 주식 (USD)	2,640,346	9.886	9.496*	10.66
- Y 주식 (EUR)	251,844	11.52	11.83*	12.94
- Y 주식 (GBP)	833,351	1.228	1.214*	1.314
- Y-ACC 주식 (USD)	23,712,646	22.15	20.24*	21.55
- Y-ACC 주식 (EUR)	325,177	11.88	11.57*	12.02
- Y-ACC 주식 (CHF) (헤지)	5,033,203	12.15	11.16*	12.29
- Y-ACC 주식 (EUR) (헤지)	15,919,058	14.94	13.72*	15.03
- Y-MDIST 주식 (USD)	717,860	9.868	9.218*	10.31
- Y-MDIST 주식 (SGD)	375,649	0.938	0.905*	0.977
- Y-MDIST 주식 (AUD) (헤지)	123,209	9.906	9.281*	10.53
- Y-MINCOME 주식 (USD)	1,424,042	10.06	9.460*	10.63
- Y-MINCOME 주식 (HKD)	1,206,803	10.09	9.481*	10.78
- Y-QDIST 주식 (EUR) (헤지)	5,217,932	8.642	8.134*	9.375

현금 펀드

Australian Dollar Cash Fund - AUD				
- A-ACC 주식 (AUD)	13,034,787	10.4408	10.4679	10.4189
- W-ACC 주식 (AUD)	235,433	10.5605	10.5748	10.4989
Euro Cash Fund - EUR				
- A 주식 (EUR)	7,744,513	8.9655	9.0142	9.1118
- A-ACC 주식 (EUR)	23,256,739	10.5237	10.5808	10.6952
- E-ACC 주식 (EUR)	3,021,864	9.7794	9.8325	9.9387
- W-ACC 주식 (EUR)	414,495	9.7186	9.7590	9.8398
- X-ACC 주식 (EUR)	423	9.9996	-	-
- Y-ACC 주식 (EUR)	26,170,233	10.1292	10.1713	10.2554
Sterling Cash Fund - GBP				
- A-ACC 주식 (GBP)	92,757,780	1.0008	1.0030	1.0021
- W-ACC 주식 (GBP)	13,929,026	1.0069	1.0079	1.0045
US Dollar Cash Fund - USD				
- A 주식 (USD)	34,992,120	11.7017	11.8925	11.9246
- A-ACC 주식 (USD)	98,195,840	11.3552	11.3712	11.1966
- A-ACC 주식 (HKD)	79,755,032	10.0246	10.0350	10.0000
- W-ACC 주식 (USD)	250,616	10.3079	10.3094	10.1251
- Y-ACC 주식 (USD)	18,275,964	10.7894	10.7911	10.5988

Fidelity Lifestyle 펀드

Fidelity TargetTM 2020 Fund - USD				
- A 주식 (USD)	760,198	23.97	23.90*	23.50*

별첨 재무제표에 대한 주석은 본 재무제표의 중요한 일부입니다.
* 주석 2의 가격 조정 정책을 참조하십시오.

주당 순자산가치 보고서 에서 로 2020년 10월 31일 - 계속

이름 - 환율	발행 주식수 에서 로 31.10.20:	순자산 가치 (주당) 에서 로 31.10.20:	순자산 가치 (주당) 에서 로 30.04.20:	순자산 가치 (주당) 에서 로 30.04.19:
Fidelity TargetTM 2020 (Euro) Fund [4] - EUR				
- A 주식 (EUR)	1,321,804	42.65	42.57*	42.87
- A-ACC 주식 (EUR)	2,597,267	14.93	14.90*	14.96
- P-ACC 주식 (EUR)	1,337,414	24.30	24.17*	24.11
Fidelity TargetTM 2025 (Euro) Fund - EUR				
- A 주식 (EUR)	1,225,384	39.60	38.23*	39.20
- A-ACC 주식 (EUR)	5,948,603	16.22	15.64*	15.99
- P-ACC 주식 (EUR)	2,633,148	28.67	27.54*	27.93
- A-ACC 주식 (GBP) (GBP / EUR 헤지)	38,500	0.967	0.930*	-
- A-ACC 주식 (USD) (USD / EUR 헤지)	5,000	10.75	10.30*	-
Fidelity TargetTM 2030 (Euro) Fund - EUR				
- A 주식 (EUR)	1,430,050	41.47	39.70*	41.99
- A-ACC 주식 (EUR)	5,057,485	16.75	16.04*	16.96
- A-ACC 주식 (GBP) (GBP / EUR 헤지)	38,500	0.943	0.900*	-
- A-ACC 주식 (USD) (USD / EUR 헤지)	5,000	10.87	10.35*	-
- P-ACC 주식 (EUR)	3,210,908	30.51	29.07*	30.44
Fidelity TargetTM 2035 (Euro) Fund [4] - EUR				
- A 주식 (EUR)	407,701	34.34	32.70*	35.57
- A-ACC 주식 (EUR)	1,669,420	35.37	33.68*	36.64
- A-ACC 주식 (GBP) (GBP / EUR 헤지)	38,500	0.922	0.876*	-
- A-ACC 주식 (USD) (USD / EUR 헤지)	5,000	10.96	10.37*	-
- P-ACC 주식 (EUR)	3,052,967	31.16	29.53*	31.81
Fidelity TargetTM 2040 (Euro) Fund [4] - EUR				
- A 주식 (EUR)	445,464	34.21	32.56*	35.96
- A-ACC 주식 (EUR)	2,281,321	35.22	33.51*	37.00
- A-ACC 주식 (GBP) (GBP / EUR 헤지)	38,500	0.908	0.862*	-
- A-ACC 주식 (USD) (USD / EUR 헤지)	5,000	10.99	10.39*	-
- P-ACC 주식 (EUR)	2,662,527	31.13	29.47*	32.22
Fidelity TargetTM 2045 (Euro) Fund [4] - EUR				
- A 주식 (EUR)	44,268	14.71	13.99*	15.48
- A-ACC 주식 (EUR)	804,297	14.74	14.01*	15.50
- A-ACC 주식 (GBP) (GBP / EUR 헤지)	38,500	0.907	0.860*	-
- A-ACC 주식 (USD) (USD / EUR 헤지)	5,000	11.00	10.39*	-
- P-ACC 주식 (EUR)	3,814,580	15.75	14.89*	16.32
Fidelity TargetTM 2050 (Euro) Fund [4] - EUR				
- A 주식 (EUR)	85,408	14.70	13.98*	15.48
- A-ACC 주식 (EUR)	512,415	14.73	14.00*	15.49
- A-ACC 주식 (GBP) (GBP / EUR 헤지)	38,500	0.907	0.860*	-
- A-ACC 주식 (USD) (USD / EUR 헤지)	5,000	11.00	10.39*	-
- P-ACC 주식 (EUR)	3,026,470	15.74	14.89*	16.31
Fidelity TargetTM 2055 (Euro) Fund [4] - EUR				
- A 주식 (EUR)	422	9.658	-	-
- A-ACC 주식 (EUR)	422	9.658	-	-
- A-ACC 주식 (GBP) (GBP / EUR 헤지)	38,320	0.966	-	-
- A-ACC 주식 (USD) (USD / EUR 헤지)	5,000	9.659	-	-
- P-ACC 주식 (EUR)	75,137	9.660	-	-
Fidelity TargetTM 2060 (Euro) Fund [4] - EUR				
- A 주식 (EUR)	422	9.658	-	-
- A-ACC 주식 (EUR)	422	9.658	-	-
- A-ACC 주식 (GBP) (GBP / EUR 헤지)	38,320	0.966	-	-
- A-ACC 주식 (USD) (USD / EUR 헤지)	5,000	9.659	-	-
- P-ACC 주식 (EUR)	75,137	9.660	-	-

* 주석 2의 가격 조정 정책을 참조하십시오.

주당 순자산가치 보고서 에서 로 2020년 10월 31일 - 계속

이름 - 환율	발행 주식수 에서 로 31.10.20:	순자산 가치 (주당) 에서 로 31.10.20:	순자산 가치 (주당) 에서 로 30.04.20:	순자산 가치 (주당) 에서 로 30.04.19:
Institutional Target Funds				
Fidelity Institutional TargetTM 2015 (Euro) Fund [1,4,5] - EUR				
- P-ACC 주식 (EUR)	1,201,796	18.95	18.94*	19.04
Fidelity Institutional TargetTM 2020 (Euro) Fund [1,4,5] - EUR				
- P-ACC 주식 (EUR)	11,836,847	24.80	24.21*	23.81
Fidelity Institutional TargetTM 2025 (Euro) Fund [1,4,5] - EUR				
- P-ACC 주식 (EUR)	12,379,371	27.68	26.62*	26.75
Fidelity Institutional TargetTM 2030 (Euro) Fund [1,4,5] - EUR				
- P-ACC 주식 (EUR)	10,123,180	29.24	28.03*	29.06
Fidelity Institutional TargetTM 2035 (Euro) Fund [1,4,5] - EUR				
- P-ACC 주식 (EUR)	5,421,928	30.30	28.88*	30.58
Fidelity Institutional TargetTM 2040 (Euro) Fund [1,4,5] - EUR				
- P-ACC 주식 (EUR)	3,829,860	30.37	28.81*	31.25
Fidelity Institutional TargetTM 2045 (Euro) Fund [1,4,5] - EUR				
- P-ACC 주식 (EUR)	7,207,916	15.49	14.68*	16.07
Fidelity Institutional TargetTM 2050 (Euro) Fund [1,4,5] - EUR				
- P-ACC 주식 (EUR)	9,664,838	15.46	14.65*	16.12
Fidelity Institutional TargetTM 2055 (Euro) Fund [1,4,5] - EUR				
- P-ACC 주식 (EUR)	84,424	9.695	-	-
Fidelity Institutional TargetTM 2060 (Euro) Fund [1,4,5] - EUR				
- P-ACC 주식 (EUR)	84,424	9.695	-	-
Multi Asset Target Fund				
Multi Asset Target Income 2024 Fund [1,4] - EUR				
- A-ACC 주식 (EUR)	22,704	93.52	89.13*	100.6
- A-CDIST (G) 주식 (EUR)	357,567	89.78	87.45*	100.7
- Y-CDIST (G) 주식 (EUR)	2,450	90.92	88.32*	101.1
Absolute Return Funds				
Absolute Return Asian Equity Fund [4,5] - USD				
- A-PF-ACC 주식 (USD)	5,000	10.08	9.731	10.00
- I-PF-ACC 주식 (USD)	5,000	10.17	9.771	10.00
- Y-PF-ACC 주식 (USD)	490,000	10.16	9.764	10.00
Absolute Return Global Equity Fund [1,4] - USD				
- A-PF-ACC 주식 (USD)	225,000	9.981	-	-
- A-PF-ACC 주식 (SGD)	341,825	0.991	-	-
- A-PF-ACC 주식 (EUR) (EUR/USD 헤지)	192,505	9.974	-	-
- A-PF-ACC 주식 (SGD) (SGD/USD 헤지)	136,730	0.998	-	-
- E-PF-ACC 주식 (EUR)	8,556	9.985	-	-
- I-PF-ACC 주식 (USD)	10,000	9.991	-	-
- I-PF-ACC 주식 (EUR)	8,556	10.00	-	-
- W-PF-ACC 주식 (GBP) (GBP/USD 헤지)	78,796	0.999	-	-

* 주석 2의 가격 조정 정책을 참조하십시오.

주당 순자산가치 보고서 에서 로 2020년 10월 31일 - 계속

이름 - 환율	발행 주식수 에서 로 31.10.20:	순자산 가치 (주당) 에서 로 31.10.20:	순자산 가치 (주당) 에서 로 30.04.20:	순자산 가치 (주당) 에서 로 30.04.19:
Absolute Return Global Equity Fund [1,4] - USD				
- Y-PF-ACC 주식 (USD)	225,000	9.990	-	-
- Y-PF-ACC 주식 (SGD)	341,825	0.991	-	-
- Y-PF-ACC 주식 (EUR) (EUR/USD 헤지)	192,505	9.983	-	-
Absolute Return Global Fixed Income Fund [1,4] - USD				
- A-ACC 주식 (USD)	200,000	9.814	-	-
- A-ACC 주식 (SGD)	581,103	0.974	-	-
- A-ACC 주식 (EUR) (EUR/USD 헤지)	171,116	9.811	-	-
- A-ACC 주식 (SGD) (SGD/USD 헤지)	341,825	0.981	-	-
- A-MDIST 주식 (USD)	50,000	9.814	-	-
- E-ACC 주식 (EUR) (EUR/USD 헤지)	8,556	9.800	-	-
- I-ACC 주식 (USD)	10,000	9.821	-	-
- I-ACC 주식 (EUR)	8,556	9.832	-	-
- W-ACC 주식 (GBP) (GBP/USD 헤지)	78,796	0.982	-	-
- Y-ACC 주식 (USD)	200,000	9.819	-	-
- Y-ACC 주식 (SGD)	581,103	0.975	-	-
- Y-ACC 주식 (EUR) (EUR/USD 헤지)	171,116	9.810	-	-
Absolute Return Multi Strategy Fund [4] - USD				
- A-ACC 주식 (USD)	2,500,000	10.24	9.641	10.00
- I-ACC 주식 (EUR) (EUR/USD 헤지)	9,066	10.17	9.569	10.00
- W-ACC 주식 (GBP) (GBP/USD 헤지)	171,317	1.022	0.959	1.000
- Y-ACC 주식 (USD)	2,500,000	10.32	9.674	10.00
- I-ACC 주식 (USD)	10,000	10.33	9.680	10.00
- A-ACC 주식 (EUR) (EUR/USD 헤지)	2,248,414	10.08	9.524	10.00
- Y-ACC 주식 (EUR) (EUR/USD 헤지)	2,248,414	10.15	9.558	10.00
- I-ACC 주식 (GBP) (GBP/USD 헤지)	78,052	1.023	0.960	1.000

기관 보유 주식형 펀드

Institutional Emerging Markets Equity Fund - USD				
- I-ACC 주식 (USD)	511,633	245.1	185.9	206.2
- I-ACC 주식 (EUR)	2,241,826	217.4	175.7	190.3
- I-ACC 주식 (JPY)	8,304,566	1,523	1,181	1,365
Institutional Euro Blue Chip Fund [4] - EUR				
- I-ACC 주식 (EUR)	106,372	252.8	237.2	272.7
Institutional European Larger Companies Fund [3,4,5] - EUR				
- R-ACC 주식 (EUR)	57,802,615	9.206	9.379	-
Institutional European Smaller Companies Fund [4] - EUR				
- I-ACC 주식 (EUR)	8,623,023	15.57	13.87	15.79
Institutional Global Focus Fund [4] - USD				
- I-ACC 주식 (EUR)	406,775	271.6	244.9	242.2
Institutional Global Sector Fund [3,4] - EUR				
- I-ACC 주식 (GBP)	107,235,602	1.980	1.772*	1.890
Institutional Japan Fund [8] - JPY				
- I-ACC 주식 (JPY)	9,762	16,669	13,893	14,462

기관 보유 채권형 펀드

Institutional US High Yield Fund [1,3,4,5] - USD				
- I-ACC 주식 (USD)	174,830	112.1	101.5	105.8
- Y-ACC 주식 (USD)	174,830	111.5	101.0	105.5

* 주석 2의 가격 조정 정책을 참조하십시오.

재무제표 주석

1. 일반사항

당사는 1990년 6월 15일 룩셈부르크에서 개방형 공모 펀드(이하 "SICAV")의 형태로 설립된 개방형 투자 회사입니다. 당사는 공동 투자의 수행과 관련하여 2010년 12월 17일에 개정되었으며, 지침 2014/91/EU(이하 "UCITS V 지침")를 이행하는 룩셈부르크 법률 파트 I(Luxembourg Law Part I)에 따라 운영되는 SICAV입니다.

FIMLUX는 관리회사로서 당사의 사무 수탁, 투자 관리 및 마케팅/판매 기능의 일일 수행을 담당합니다.

2020년 10월 31일 현재, 당사는 142개의 활동 자펀드를 보유하고 있습니다. 이사회는 CSSF의 승인을 얻어 수시로 자펀드를 청산하거나 투자 목적이 다른 자펀드를 추가로 설립할 수 있습니다.

The following sub-funds were launched during the Period:

하위 펀드 이름	청산 일자
Absolute Return Global Equity Fund	24/09/2020
Absolute Return Global Fixed Income Fund	24/09/2020
Fidelity Institutional Target™ 2055 (Euro) Fund	22/10/2020
Fidelity Institutional Target™ 2060 (Euro) Fund	22/10/2020
Fidelity Target™ 2055 (Euro) Fund	22/10/2020
Fidelity Target™ 2060 (Euro) Fund	22/10/2020

다음 주식 등급은 당해연도 중에 설립되었습니다.

하위 펀드 이름	주식 등급	청산 일자
Absolute Return Global Equity Fund	A-PF-ACC 주식 (EUR) (EUR/USD 헤지)	24/09/2020
	A-PF-ACC 주식 (SGD)	24/09/2020
	A-PF-ACC 주식 (SGD) (SGD/USD 헤지)	24/09/2020
	A-PF-ACC 주식 (USD)	24/09/2020
	E-PF-ACC 주식 (EUR)	24/09/2020
	I-PF-ACC 주식 (EUR)	24/09/2020
	I-PF-ACC 주식 (USD)	24/09/2020
	W-PF-ACC 주식 (GBP) (GBP/USD 헤지)	24/09/2020
	Y-PF-ACC 주식 (EUR) (EUR/USD 헤지)	24/09/2020
	Y-PF-ACC 주식 (SGD)	24/09/2020
	Y-PF-ACC 주식 (USD)	24/09/2020
Absolute Return Global Fixed Income Fund	A-ACC 주식 (EUR) (EUR/USD 헤지)	24/09/2020
	A-ACC 주식 (SGD)	24/09/2020
	A-ACC 주식 (SGD) (SGD/USD 헤지)	24/09/2020
	A-ACC 주식 (USD)	24/09/2020
	A-MDIST 주식 (USD)	24/09/2020
	E-ACC 주식 (EUR) (EUR/USD 헤지)	24/09/2020
	I-ACC 주식 (EUR)	24/09/2020
	I-ACC 주식 (USD)	24/09/2020
	W-ACC 주식 (GBP) (GBP/USD 헤지)	24/09/2020
	Y-ACC 주식 (EUR) (EUR/USD 헤지)	24/09/2020
	Y-ACC 주식 (SGD)	24/09/2020
	Y-ACC 주식 (USD)	24/09/2020
Asia Pacific Opportunities Fund	A 주식 (EUR)	13/05/2020
	A-ACC 주식 (SGD) (헤지)	24/06/2020
	I-ACC 주식 (GBP)	27/05/2020
Asian Bond Fund	I-ACC 주식 (EUR) (헤지)	13/05/2020
	Y-ACC 주식 (CHF) (헤지)	14/10/2020
China High Yield Fund	W-MINCOME (G) 주식 (GBP) (헤지)	10/06/2020
Emerging Market Debt Fund	E-ACC 주식 (EUR) (헤지)	10/06/2020
Emerging Market Total Return Debt Fund	E-ACC 주식 (EUR)	10/06/2020
	W-GDIST 주식 (GBP) (GBP/USD 헤지)	10/06/2020
Emerging Markets Focus Fund	I 주식 (GBP)	26/08/2020
	Y 주식 (EUR)	08/07/2020
Euro Cash Fund	X-ACC 주식 (EUR)	28/10/2020
Euro Short Term Bond Fund	X-ACC 주식 (EUR)	28/10/2020
Fidelity Institutional Target™ 2055 (Euro) Fund	P-ACC 주식 (EUR)	22/10/2020
Fidelity Institutional Target™ 2060 (Euro) Fund	P-ACC 주식 (EUR)	22/10/2020
Fidelity Target™ 2055 (Euro) Fund	A 주식 (EUR)	22/10/2020
	A-ACC 주식 (EUR)	22/10/2020
	A-ACC 주식 (GBP) (GBP / EUR 헤지)	22/10/2020
	A-ACC 주식 (USD) (USD / EUR 헤지)	22/10/2020
	P-ACC 주식 (EUR)	22/10/2020
Fidelity Target™ 2060 (Euro) Fund	A 주식 (EUR)	22/10/2020
	A-ACC 주식 (EUR)	22/10/2020
	A-ACC 주식 (GBP) (GBP / EUR 헤지)	22/10/2020
	A-ACC 주식 (USD) (USD / EUR 헤지)	22/10/2020
	P-ACC 주식 (EUR)	22/10/2020
Global Communications Fund	A-ACC 주식 (USD)	28/10/2020
	E-ACC 주식 (EUR)	13/05/2020

하위 펀드 이름	주식 등급	청산 일자
	I-ACC 주식 (USD)	28/10/2020
	Y-ACC 주식 (USD)	28/10/2020
Global Corporate Bond Fund	I-ACC 주식 (EUR) (헤지)	10/06/2020
Global Dividend Fund	I-QDIST 주식 (EUR)	24/06/2020
Global Equity Income Fund	A-QINCOME (G) 주식 (EUR)	26/08/2020
	W 주식 (GBP)	22/07/2020
	Y-QINCOME (G) 주식 (EUR)	26/08/2020
Global Hybrids Bond Fund	A 주식 (EUR)	22/07/2020
	A-ACC 주식 (EUR)	22/07/2020
	A-ACC 주식 (EUR) (헤지)	22/07/2020
Global Multi Asset Income Fund	E-ACC 주식 (EUR)	27/05/2020
Global Property Fund	I-ACC 주식 (USD)	08/07/2020
Global Short Duration Income Fund	W-QINCOME Shares (GBP) (GBP / USD 헤지)	10/06/2020
Growth & Income Fund	REST I-ACC 주식 (EUR) (EUR/USD 헤지)	28/10/2020
India Focus Fund	E-ACC 주식 (EUR)	27/05/2020
Japan Advantage Fund	W-ACC 주식 (GBP)	27/05/2020
Sustainable Eurozone Equity Fund	W-ACC 주식 (GBP)	22/07/2020
	X-ACC 주식 (EUR)	28/10/2020
Sustainable Global Equity Fund	A-QINCOME (G) 주식 (EUR)	26/08/2020
	E-ACC 주식 (EUR)	27/05/2020
	I-ACC 주식 (GBP)	24/06/2020
	W-ACC 주식 (GBP)	22/07/2020
	X-ACC 주식 (EUR)	28/10/2020
	Y-QINCOME (G) 주식 (EUR)	26/08/2020
Sustainable Strategic Bond Fund	REST I-ACC 주식 (EUR) (헤지)	28/10/2020
Sustainable Water & Waste Fund	RY-ACC 주식 (CHF)	14/10/2020
	RY-ACC 주식 (EUR)	14/10/2020
	RY-ACC 주식 (USD)	14/10/2020
	X-ACC 주식 (EUR)	28/10/2020
US Dollar Bond Fund	A-MCDIST (G) 주식 (HKD)	23/09/2020
	A-MCDIST (G) 주식 (USD)	23/09/2020

다음 하위펀드는 당해연도 중에 청산되었습니다:

하위 펀드 이름	청산 일자
FAWF Asian Special Situations Fund	16/10/2020
FAWF Diversified Stock Fund	16/10/2020
FAWF Equity Growth Fund	16/10/2020
FAWF Europe Fund	16/10/2020
FAWF International Fund	16/10/2020
FAWF Limited Term Bond Fund	16/10/2020
FAWF Pacific Fund	16/10/2020
FAWF US Dollar Bond Fund	16/10/2020
FAWF US High Income Fund	16/10/2020
Institutional European High Yield Fund	29/09/2020

다음 주식 등급은 당해연도 중에 청산되었습니다:

하위 펀드 이름	주식 등급	청산 일자
America Fund	Y-VMF-ACC 주식 (USD)	30/07/2020
FAWF Asian Special Situations Fund	A 주식 (USD)	16/10/2020
FAWF Diversified Stock Fund	A 주식 (USD)	16/10/2020
FAWF Equity Growth Fund	A 주식 (USD)	16/10/2020
FAWF Europe Fund	A 주식 (USD)	16/10/2020
FAWF International Fund	A 주식 (USD)	16/10/2020
FAWF Limited Term Bond Fund	A 주식 (USD)	16/10/2020
FAWF Pacific Fund	A 주식 (USD)	16/10/2020
FAWF US Dollar Bond Fund	A 주식 (USD)	16/10/2020
FAWF US High Income Fund	A 주식 (USD)	16/10/2020
Global Property Fund	X 주식 (USD)	06/10/2020
	X-ACC 주식 (USD)	06/10/2020
Institutional European High Yield Fund	I-ACC 주식 (EUR)	29/09/2020

India Focus Fund 내 인도 유가증권에 대한 투자는 모리셔스의 전액 출자 자회사인 FIL Investments (Mauritius) Limited(이하 "자회사")(전 Fid Funds (Mauritius) Limited)를 통해 이뤄지고 있습니다. 이 자회사의 유일한 목적은 당사를 대신하여 투자 활동을 수행하는 것입니다. FIL Investment Management (Singapore) Limited("FIMSL")는 이 자회사에 투자 자문 및 운용 서비스를 제공합니다. FIMSL은 SEBI(Securities and Exchange Board of India) 및 RBI(Reserve Bank of India)의 승인을 취득하였으며, 인도 법률에 따라 외국인 포트폴리오 투자기관의 자격으로 자사를 위해 또는 고객의 승인 계정을 대리하여 인도에서 투자 활동을 수행합니다. 이 자회사는 FIMSL 라이센스의 외국인 포트폴리오 투자기관 하위 계정으로 등록되었으며, 인도 유가 증권에 대한 투자를 승인 받았습니다. 자회사의 자산과 부채는 순자산 보고서에 통합

보고되며, 자회사가 보유한 모든 투자 자산은 투자종목 명세서에 공개됩니다.

2. 중요 회계 정책

본 재무제표는 공동투자기구에 관한 룩셈부르크 법률 및 규정 요건에 맞게 작성되었습니다.

순자산 가치의 계산. 각 주식 등급의 주당 순자산 가치는 각 주식 등급에 속하는 관련 자펀드의 순자산의 비율을 먼저 결정하여 계산합니다. 그런 각 금액을 사업 종료 시점 현재의 관련 등급의 주식 잔고로 나눕니다. 각 주식 등급의 순자산 가치는 해당 등급의 주거래 통화로 결정됩니다.

유가증권의 평가. 모든 증시에서 거래되는 금융 상품에 대한 투자 자산의 가치는 밸류에이션을 수행할 당시 해당 유가증권의 주거래 증시에서 종가를 기준으로 산정합니다. 장외 시장에서 거래되는 금융 상품, 단기 양도 가능 부채성 유가증권 및 정규 거래소나 시장에서 매매되지 않는 현금성 자산은 동일한 방식으로 산정됩니다 . 다른 모든 자산의 경우에는 당사의 이사회가 적정하다고 판단하는 방식으로 가치 산정이 이루어집니다. 당사가 보유한 모든 포지션들은 자펀드의 투자종목 명세서에 별도 구별된 경우를 제외하고, 정규 시장에서 시세가 매겨집니다.

가격 조정 정책. 당사 이사회는 주주들의 이익을 보호하기 위하여 가격 조정 정책을 수립했습니다. 가격 조정 정책의 목적은 당일 거래되는 투자 자금의 대량 유출입과 연관된 비용을 배분하여 장기 투자자들의 주당 가치가 최악으로 떨어지는 것을 방지하기 위한 것입니다. 이러한 목적은 자펀드 거래가 이뤄지는 주식 등급 가격을 조정하여 달성됩니다. 그러므로 주식 등급 가격은 자펀드 안에서 특정일의 투자자 거래 수준과 유형에 따라 등락이 조정될 수 있습니다. 이런 식으로 기존의 주주들은 부당한 주당 가치 하락을 겪지 않습니다. 당사가 가격 조정을 실시하는 때는 남은 주주들에게 실질적인 영향을 끼칠 수 있는 대대적인 자금 흐름이 있는 경우에 한해서입니다. 조정은 자펀드가 투자되지만 가격의 2%를 초과하지 않는 특별 자산에 대한 일반 거래 비용을 바탕으로 이뤄집니다. 이사회는 예외적인 상황에서 주주의 이익을 보호하기 위해 이 조정 한도를 늘리기로 결정할 수 있습니다. 이사회는 2020년 3월 20일부터 투자설명서의 조항에 따라 회사의 현재 가격 조정(Swing Pricing) 정책을 일시적으로 수정하고, 가격 조정 한도를 일시적으로 2%씩 올리기로 결정했습니다. 주식 등급 가격에 대하여 가격 조정이 이루어지면 그 가격은 당일 모든 거래에서 그 주식 등급의 공식 가격이 됩니다. 현금 펀드, Greater China Fund II 및 Asian Equity Fund를 제외한 동 기간 동안의 모든 자펀드는 가격 조정 정책을 적용합니다. 동 기간 동안 가격 조정이 있었지만 2020년 10월 31일 현재, 자펀드는 어떤 가격 조정도 없었습니다.

적정 가치 조정 정책. 시장 거래 타이밍에 따른 당사 주주의 이익을 보호하기 위해 적정한 가치 조정을 실시할 수 있습니다. 이에 따라 자펀드에 대한 가치 평가가 이루어지는 시점에 해당 자펀드가 거래가 종료된 시장에 투자할 경우, 이사진은 위의 유가증권 밸류에이션 조항과는 별도로, 특정한 포트폴리오에 포함된 금융 상품이 밸류에이션 시점에 그 자펀드의 투자 자산의 적정 가치를 보다 정확히 반영할 수 있도록 조정을 허용할 수 있습니다.

은행 예금 및 은행과 증권사 현금 예치금. 모든 은행과 증권사의 예금 및 현금 예치금은 액면가로 나타냅니다.

투자 유가증권 거래. 투자 유가증권 거래는 해당 유가증권이 매매되는 일자를 기준으로 처리되며, 유가증권 매도 비용의 산정은 평균 비용을 기준으로 이루어집니다.

선물. 선물 계약은 계약 체결 혹은 청산 일자를 기준으로 회계 처리됩니다. 재무 보고 목적으로 자펀드의 미실현 손익으로 기록되는 기준 지수 또는 기초 유가증권의 일일 가치 변동에 따라 매일 자펀드에 따른 결제자금이 지급되거나 수령됩니다. 선물 계약의 미실현 손익은 순자산보고서 및 투자종목 명세서에 포함됩니다.

선물환 계약. 선물환 계약은 계약 체결일 시점에서 정해져 계약 만기일까지의 기간 동안 적용되는 선물 환율을 기준으로 가치산정이 이루어집니다. 선물환 계약의 미실현 손익은 순자산 보고서 및 투자종목 명세서에 포함됩니다. 주식 등급 헤지에 사용되는 것을 포함한 모든 선물은 투자종목 명세서에 포함됩니다.

옵션 계약. 매수한 옵션은 실현할 수 있는 시장가에 투자로 기록되고, 계약 또는 매각한 옵션은 포지션을 종료할 때의 비용을 기준으로 부채로 기록됩니다. 매수 및 매도 옵션은 순자산 및 투자종목 명세서에 포함됩니다. 현금으로 정산하는 옵션을 행사하면 옵션가격(프리미엄)과 정산대금 간 차액이 실현 수익 또는 손실로 회계 처리됩니다. 옵션이 만기되면, 프리미엄은 계약된 옵션의 실현 수익이나 매수한 옵션의 실현 손실로 회계 처리됩니다.

이자율, 익일물 금리 & 총 수익 스왑. 이자율, 익일물 금지 및 총 수익 스왑 계약의 미수 혹은 미지급 정산 차액은 일 단위로 계상되며, 스왑 하의 선물 매매 계약은 시장 금리로 가치 산정이 이루어집니다. 이자율, 익일물 금리 및 총 수익 스왑 계약은 순자산 보고서 및 투자종목 명세서에 공개됩니다.

신용 디폴트 스왑. 지불 디폴트에 대비하여 보호책을 사거나 파는 신용 디폴트 스왑 계약의 납부 보험료 및 가수 보험료는 일 단위로 계상되며 순수입으로 반영됩니다. 스왑 하의 선물 매매 계약은 시장 금리로 가치산정이 이루어집니다. 신용 디폴트 스왑 계약은 순자산 보고서 및 투자종목 명세서에 공개됩니다.

차액 거래. 차액거래계약은 중개 기관과 당사 간에 체결되는 계약으로서 중개 기관과 당사는 이 계약에 의거하여 기초 유가증권의 장기 또는 단기 보유의 경제적인 결과를 복제하기 위해 상대방에게 지불하기로 동의합니다. 차액 거래 계약에는 또한 발생하는 모든 기업 조치가 반영됩니다. 계약 종료 시 당사는 계약이 시작될 때 계약의 가치와 계약이 종료될 때 가치의 차이와 동일한 실현 수익 또는 손실을 기록합니다. 차액 거래 계약의 밸류에이션은 기초 유가증권을 바탕으로 이루어지며 순자산 보고서 및 투자종목 명세서에 공개됩니다.

주식 연계 채권. 주식 연계 채권은 기초 유가증권의 가격을 바탕으로 매일 가치 평가되며, 순자산 보고서 및 투자종목 명세서에 시장가로 공개됩니다. 중간 수입 이자 및 만기 시 최종 지불은 기초 유가증권의 가치 변화로 결정됩니다.

기간 대출. 당사는 은행이 기업들에 제공한 기간 대출에 투자합니다. 기간 대출은 분할 발행(tranche) 수준으로 거래되며, 발행자가 동일하지만 조건(표면 이자율, 상환일, 만기일)이 모두 상이한 수많은 원대출(underlying loans)로 구성됩니다. 기간 대출은 일반 증권 밸류에이션 정책에 따라 가치가 결정되며, 순자산 보고서 및 투자종목 명세서에 공개됩니다.

외환. 이사회가 각 자펀드의 지정 통화를 결정하며, 2020년 10월 31일 현재, 자산과 부채는 동 일자의 시장 환율에 의해 환산되었습니다. 검토 기간 중 외화로 이루어지는 모든 거래는 거래 당일의 환율로 해당 자펀드의 지정 통화로 환산됩니다.

조건부 채권. 투자종목 명세서에 포함된 채권은 공개 파생 금융 투자에 대해 담보물로 사용될 수 있습니다. 이 경우 해당 채권은 조건부 채권이 되어 거래가 제한됩니다.

펀드 주식 거래. 각 자펀드의 주당 발행 및 환매 가격은 가격 조정 정책에 따른 거래 당일의 주당 순자산 가치(NAV)입니다.

조성 비용. 당사의 설립과 관련된 모든 조성 비용은 상각되었습니다. 신규 자펀드를 설립할 때 발생하는 비용은 당기 영업비용으로 계상됩니다.

수익. 주식의 배당은 해당 유가증권이 배당락으로 처리되는 시점에 인식되며, 이자 소득은 발생기준(accruals basis)에 따라 회계 처리됩니다.

제로 쿠폰 공시. 제로 쿠폰채 및 제로 쿠폰 현금성 자산은 실제 수익률을 반영하는 이율로 투자종목 명세서에 공개됩니다.

연결 계정. 결합 재무제표는 당사의 지정 통화인 미 달러화(USD) 기준으로 작성되었으며, 각 자펀드의 총 재무제표를 반영하고 있습니다. USD 이외의 통화로 작성된 재무제표는 당기말 기준의 환율로 변환되었습니다.

3. 자산 공동 관리

자펀드의 투자 정책에 의해 허용될 경우, 이사회는 효율적인 자산 운용을 위해 Fidelity Funds 범위에 속하는 특정 자펀드의 자산에 대해 공동 운용을 결정할 수 있습니다. 이 경우, 복수 자펀드의 자산이 공동 운용되며, 공동 운용 테크닉으로 인해 단주(fraction)가 발생할 수 있습니다. 이러한 단주의 가치 산정은 당기 말 시점에 공동 운용되고 있는 자펀드 포트폴리오의 기초 금융 상품의 시가를 바탕으로 이루어지며, 포트폴리오의 총 시장가치에 포함됩니다. 이러한 금액은 미미한 관계로 투자종목 명세서에 "단주"로 포함됩니다.

4. 자산 관리 보수 및 자산운용사나 그의 계열사와의 기타 거래

2012년 6월 1일자 자산운용계약서에 의거하여 FIL Fund Management Limited("FFML")는 아래의 표에 제시된 연이율로 각 자펀드의 평균 총 순자산에 기초하여 일 단위로 계상되는 자산 관리 보수 및 자산 배분 수수료를 월 단위로 지급받고 있습니다.

하위펀드명 / 주식 등급	최대 연간 자산 관리 보수 수수료	최대 자산 배분 수수료
주식형, 주식 수입, 혼합형, SMART, 채권형, 정기 채권형, 현금 Multi Asset Target, Reserved Equity, Reserved Bond, Institutional Reserved Equity 및 Institutional Reserved Bond 펀드		
A, C, D 및 E 주식	1.50%	없음
I, P, R, RY 및 S 주식	0.80%	없음
SR 주식	1.30%	없음
W 및 Y 주식	1.00%	없음
X 주식	0.00%	없음
주식형 펀드		
VMF 주식	0.70%	없음
절대 수익 펀드		
A 주식	1.40%	없음
E 주식	1.50%	없음
I, W 및 Y 주식	0.75%	없음
자산 배분 펀드		
A 주식	1.50%	0.50%
Fidelity TargetTM 2020 Fund		
P 주식	1.50%[a]	0.30%
Fidelity TargetTM 2020 (Euro) Fund		
A 주식	0.85%	없음
P 주식	0.45%	없음
Fidelity TargetTM 2025 (Euro) Fund		
A 주식	1.10%[a]	없음
P 주식	0.60%[c]	없음
Fidelity TargetTM 2030 (Euro) Fund		
A 주식	1.50%[d]	없음
P 주식	0.80%[e]	없음
Fidelity TargetTM 2035 (Euro) Fund		
A 주식	1.50%[f]	없음
P 주식	0.80%[g]	없음
Fidelity TargetTM 2040 (Euro) Fund		
A 주식	1.50%[h]	없음
P 주식	0.80%[i]	없음

하위펀드명 / 주식 등급	최대 연간 자산 관리 보수 수수료	최대 자산 배분 수수료
Fidelity TargetTM 2045 (Euro) Fund		
A 주식	1.50%[i]	없음
P 주식	0.80%[k]	없음
Fidelity TargetTM 2050 (Euro) Fund		
A 주식	1.50%[l]	없음
P 주식	0.80%[m]	없음
Fidelity TargetTM 2055 (Euro) Fund		
A 주식	1.50%[p]	없음
P 주식	0.80%[q]	없음
Fidelity TargetTM 2060 (Euro) Fund		
A 주식	1.50%[p]	없음
P 주식	0.80%[q]	없음
Fidelity Institutional TargetTM 2015 (Euro) Fund		
P 주식	0.45%	없음
Fidelity Institutional TargetTM 2020 (Euro) Fund		
P 주식	0.35%	없음
Fidelity Institutional TargetTM 2025 (Euro) Fund		
P 주식	0.50%[c]	없음
Fidelity Institutional TargetTM 2030 (Euro) Fund		
P 주식	0.70%[e]	없음
Fidelity Institutional TargetTM 2035 (Euro) Fund		
P 주식	0.70%[g]	없음
Fidelity Institutional TargetTM 2040 (Euro) Fund		
P 주식	0.70%[i]	없음
Fidelity Institutional TargetTM 2045 (Euro) Fund		
P 주식	0.70%[k]	없음
Fidelity Institutional TargetTM 2050 (Euro) Fund		
P 주식	0.70%[m]	없음
Fidelity Institutional TargetTM 2055 (Euro) Fund		
P 주식	0.70%[n]	없음
Fidelity Institutional TargetTM 2060 (Euro) Fund		
P 주식	0.70%[o]	없음

a 자펀드의 구성에 따른 가중치.
b 2023년 1월 1일부로 0.85%로 축소됩니다.
c 2023년 1월 1일부로 0.35%로 축소됩니다.
d 2023년 1월 1일부로 1.10%로 축소되며, 2028년 1월 1일부로 0.85%로 축소됩니다.
e 2023년 1월 1일부로 0.50%로 축소되며, 2028년 1월 1일부로 0.35%로 축소됩니다.
f 2028년 1월 1일부로 1.10%로 축소되며, 2033년 1월 1일부로 0.85%로 축소됩니다.
g 2028년 1월 1일부로 0.50%로 축소되며, 2033년 1월 1일부로 0.35%로 축소됩니다.
h 2033년 1월 1일부로 1.10%로 축소되며, 2038년 1월 1일부로 0.85%로 축소됩니다.
i 2033년 1월 1일부로 0.50%로 축소되며, 2038년 1월 1일부로 0.35%로 축소됩니다.
j 2038년 1월 1일부로 1.10%로 축소되며, 2043년 1월 1일부로 0.85%로 축소됩니다.
k 2038년 1월 1일부로 0.50%로 축소되며, 2043년 1월 1일부로 0.35%로 축소됩니다.
l 2043년 1월 1일부로 1.10%로 축소되며, 2048년 1월 1일부로 0.85%로 축소됩니다.
m 2043년 1월 1일부로 0.50%로 축소되며, 2048년 1월 1일부로 0.35%로 축소됩니다.
n 2048년 1월 1일부로 0.50%로 축소되며, 2053년 1월 1일부로 0.35%로 축소됩니다.
o 2053년 1월 1일부로 0.50%로 축소되며, 2058년 1월 1일부로 0.35%로 축소됩니다.
p 2048년 1월 1일부로 1.10%로 축소되며, 2053년 1월 1일부로 0.85%로 축소됩니다.
q 2053년 1월 1일부로 1.10%로 축소되며, 2058년 1월 1일부로 0.85%로 축소됩니다.

2020년 10월 31일에 종료된 기간 중에 자펀드는 다음의 펀드 지분에 투자했습니다. Fidelity ILF - The Sterling Fund - A-ACC- GBP, Fidelity ILF - The US Dollar Fund - A-ACC-USD 및 Fidelity ILF - The Euro Fund - A-ACC-EUR. 이들의 운용 보수는 연 0.25%입니다.

성과 보수

자산운용사는 연간 성과 보수를 받을 권리가 있으며, 이것은 현금 지수를 시장 지수로 가지는 펀드의 주식 클래스의 순자산과 관련하여 계산되고, 여기에 관련 시장 지수의 수익에 대해 조정된 하이 워터마크(High Water Mark)가 적용됩니다. 하이 워터마크(High Water Mark)의 사용은 매년 절대 수익을 달성하고자 하는 펀드의 주식 클래스에 대한 성과 보수 방법론에 적합합니다. 하이 워터마크를 사용하면 이전 손실이 복구될 때까지 투자자에게 성과 수수료가 부과되지 않습니다. 하이 워터마크를 낮추는 메커니즘은 없습니다.

성과 보수의 계산 근거는 모든 투자자가 투자하기 전에 읽어야 하는 투자설명서에 자세히 설명되어 있습니다. 각 자펀드의 관련 성과 보수율, 최적 수익률 및 비교 지수는 다음과 같습니다.

하위 펀드 이름	Performance fee	Hurdle rate	비교 지수
Absolute Return Asian Equity Fund	15%	N/A	USD Overnight LIBOR
Absolute Return Global Equity Fund	15%	N/A	USD Secured Overnight Finance Rate
Absolute Return Multi Strategy Fund	10%	N/A	USD Overnight LIBOR

2020년 10월 31일자로 종료된 기간 중에 Absolute Return Asian Equity Fund는 USD 13,453을 성과 보수로 지급했습니다.

기타

등급 C 주식의 연간 판매 보수는 해당 등급의 순자산 가치의 1.00%(최대)입니다. 등급 D 주식의 연간 판매 보수는 해당 등급의 순자산 가치의 0.50%(최대)입니다. 등급 E 주식의 연간 판매 보수는 해당 등급의 순자산 가치의 0.75%(최대)입니다. 이런 보수는 매일 발생하며, 분기마다 FIL Distributors에 지급됩니다. The Reserved Funds의 주식 등급들은 공동 투자를 수행하는 투자자 또는 FIL이나 그의 계열사가 관리하는 계좌에 자산을 보유한 투자자들만 취득할 수 있습니다. 자산관리 보수, 사무수탁 비용, 정부 세금 및 수탁 수수료를 제외한 동 등급 주식에 대한 모든 비용은 FIL과 그 관계사에 청구되며 FIL과 그 관계사가 이를 직접 결제합니다. 당해 등급의 주식에 대한 자산관리 보수, 사무수탁 비용, 정부 세금 및 수탁 수수료의 경우 자펀드에 비용이 청구되지만 FIL과 그 관계사가 전액 사후 정산합니다.

FIL과 그 계열사들은 수수료 전체 혹은 일부의 지급을 유예하고 자펀드가 지불하는 비용의 최대 수준을 (일부 예외와 함께) 제한할 수 있습니다. 이러한 유예는 자발적이며 언제든지 수정될 수 있습니다. 또한 FFML은 간혹 자펀드의 특정 비용을 임의로 부담할 수 있습니다. 당사의 일부 임원과 이사는 FIL 또는 그 관계사의 이사, 임원 또는 직원이기도 합니다.

5. 가변 관리보수

가변 관리보수("VMF")는 0.70%의 고정 기준 보수("기준 보수")와 매일 가장 가까운 0.01%까지 계산한 최대 0.20%의 양/음(+/-) 가변 요소로 구성됩니다. VMF의 가변 요소는 해당 주식 등급에 속하는 각 주식의 실적을 동기의 시장 지수 실적과 비교하여 계산합니다.

가변 주식 등급 및 시장 지수의 실적을 평가하는 데 사용되는 기간은 다음 중에서 짧은 기간입니다. (i) 주식 등급의 설립 이후 기간, 또는 (ii) 최근 3년("실적 기간"). 해당 가변 주식 등급에 속하는 각 주식의 실적 기간 기초 당시의 값(이전에 지급된 수입 분배금포함)과 기말 당시의 값(이전에 지급된 수입 분배금 포함)의 차액과 시장 지수는 VMF의 가변 요소를 계산하는 기준을 형성합니다.

재고 등급 이름	시장 지수	기본 요금	최소 VMF	최대 VMF
Fidelity Funds - America Fund Y-VMF-ACC-Euro	S&P 500 Index (Net)	0.7	0.5	0.9
Fidelity Funds - America Fund Y-VMF-ACC-USD	S&P 500 Index (Net)	0.7	0.5	0.9
Fidelity Funds - Emerging Markets Focus Fund I-VMF-ACC-USD	MSCI Emerging Markets Index (Net)	0.7	0.5	0.9
Fidelity Funds - Emerging Markets Focus Fund Y-VMF-ACC-USD	MSCI Emerging Markets Index (Net)	0.7	0.5	0.9
Fidelity Funds - European Growth Fund Y-VMF-ACC-Euro	MSCI Europe Index (Net)	0.7	0.5	0.9
Fidelity Funds - European Larger Companies Fund Y-VMF-ACC-Euro	MSCI Europe Index (Net)	0.7	0.5	0.9
Fidelity Funds - World Fund Y-VMF-ACC-Euro	MSCI World Index (Net)	0.7	0.5	0.9

6. 유가증권의 대여

2020년 10월 31일 현재, 회사는 USD 1,104,656,000에 해당하는 유가증권을 대여하고 있으며, 시장가로 USD 1,221,479,531의 담보를 받았습니다. 2020년 10월 31일자로 종료된 기간 중에 회사는 대여한 유가증권과 관련하여 USD 1,007,199를 수탁회사에 지급했습니다. 다음 표는 2020년 10월 31일 현재 대여된 유가증권의 총 가치의 자펀드별 내역입니다.

하위 펀드 이름	통화	성숙기 테너	증권 가치 % 대출 자산의 비중(%)	% of AUM
America Fund	USD	열린 거래	18,949,614	0.99	0.98
American Diversified Fund	USD	열린 거래	2,001,892	0.98	0.98
American Growth Fund	USD	열린 거래	2,377,203	0.33	0.33
Asia Focus Fund	USD	열린 거래	8,330,754	0.30	0.29
Asia Pacific Dividend Fund	USD	열린 거래	3,276,400	1.14	1.13
Asia Pacific Multi Asset Growth & Income Fund	USD	열린 거래	43,706	0.07	0.07
Asia Pacific Opportunities Fund	USD	1주 ~ 1개월	39,724,181	3.63	3.60
		열린 거래	8,487,229	0.78	0.77
Asian Smaller Companies Fund	USD	열린 거래	4,445,370	0.64	0.64
Australia Fund	AUD	열린 거래	14,906,472	3.19	3.17
China Consumer Fund	USD	열린 거래	24,279,593	0.61	0.58
China Focus Fund	USD	열린 거래	25,677,964	1.07	1.06
China Opportunities Fund	USD	열린 거래	123,074	0.19	0.19
Emerging Asia Fund	USD	열린 거래	60,073	0.01	0.01
Emerging Markets Fund	USD	열린 거래	54,671,230	1.04	1.03
Euro Blue Chip Fund	EUR	1주 ~ 1개월	4,673,528	1.50	1.53
		열린 거래	6,546,848	2.10	2.14
Euro STOXX 50 Fund	EUR	1주 ~ 1개월	13,382,417	9.12	9.09
European Dividend Fund	EUR	1주 ~ 1개월	2,282,123	2.79	2.79
European Dynamic Growth Fund	EUR	열린 거래	9,380,613	0.17	0.17
European Growth Fund	EUR	1주 ~ 1개월	175,540,943	3.11	3.11
		열린 거래	86,565,295	1.53	1.53
European Larger Companies Fund	EUR	1주 ~ 1개월	20,881,257	2.95	2.95
		열린 거래	11,858,901	1.67	1.67
European Multi Asset Income Fund	EUR	1주 ~ 1개월	1,156,417	0.22	0.20
		열린 거래	417,262	0.08	0.07
European Smaller Companies Fund	EUR	열린 거래	25,648,146	3.17	3.18
Fidelity Institutional Target™ 2015 (Euro) Fund	EUR	1주 ~ 1개월	6,297	0.32	0.03
		열린 거래	6,248	0.32	0.03
Fidelity Institutional Target™ 2020 (Euro) Fund	EUR	1주 ~ 1개월	299,993	0.18	0.10
		열린 거래	374,559	0.23	0.13
Fidelity Institutional Target™ 2025 (Euro) Fund	EUR	1주 ~ 1개월	525,448	0.17	0.15
		열린 거래	641,200	0.20	0.19
Fidelity Institutional Target™ 2030 (Euro) Fund	EUR	1주 ~ 1개월	809,411	0.30	0.27
		열린 거래	985,680	0.37	0.33
Fidelity Institutional Target™ 2035 (Euro) Fund	EUR	1주 ~ 1개월	561,321	0.38	0.34
		열린 거래	705,790	0.48	0.43
Fidelity Institutional Target™ 2040 (Euro) Fund	EUR	1주 ~ 1개월	478,521	0.46	0.41
		열린 거래	595,954	0.57	0.51

재무제표 주석 - 계속

하위 펀드 이름	통화	성숙기 테너	증권 가치	% 대출 자산의 비중(%)	% of AUM
Fidelity Institutional TargetTM 2045 (Euro) Func	EUR	1주 ~ 1개월	497,543	0.50	0.45
		열린 거래	625,884	0.62	0.56
Fidelity Institutional TargetTM 2050 (Euro) Fund	EUR	1주 ~ 1개월	692,321	0.52	0.46
		열린 거래	863,576	0.64	0.58
Fidelity Institutional TargetTM 2055 (Euro) Func	EUR	1주 ~ 1개월	3,926	0.52	0.48
		열린 거래	6,314	0.84	0.77
Fidelity Institutional TargetTM 2060 (Euro) Fund	EUR	1주 ~ 1개월	3,926	0.52	0.48
		열린 거래	6,314	0.84	0.77
Fidelity Patrimoine	EUR	1주 ~ 1개월	160,708	0.12	0.11
		열린 거래	689,438	0.53	0.49
Fidelity S lection Internationale	EUR	1주 ~ 1개월	739,502	0.68	0.59
		열린 거래	1,200,283	1.10	0.96
Fidelity TargetTM 2020 (Euro) Fund	EUR	열린 거래	2,950	0.00	0.00
Fidelity TargetTM 2020 Fund	USD	1주 ~ 1개월	559	0.03	0.00
		열린 거래	7,430	0.39	0.04
Fidelity TargetTM 2025 (Euro) Fund	EUR	1주 ~ 1개월	584,882	0.30	0.27
		열린 거래	788,354	0.40	0.36
Fidelity TargetTM 2030 (Euro) Fund	EUR	1주 ~ 1개월	886,821	0.41	0.37
		열린 거래	1,216,071	0.56	0.50
Fidelity TargetTM 2035 (Euro) Fund	EUR	1주 ~ 1개월	730,958	0.49	0.43
		열린 거래	1,021,769	0.68	0.61
Fidelity TargetTM 2040 (Euro) Fund	EUR	1주 ~ 1개월	898,434	0.56	0.50
		열린 거래	1,237,875	0.77	0.69
Fidelity TargetTM 2045 (Euro) Fund	EUR	1주 ~ 1개월	365,355	0.56	0.50
		열린 거래	509,324	0.78	0.70
Fidelity TargetTM 2050 (Euro) Fund	EUR	1주 ~ 1개월	284,247	0.56	0.50
		열린 거래	396,239	0.78	0.70
Fidelity TargetTM 2055 (Euro) Fund	EUR	1주 ~ 1개월	4,205	0.58	0.51
		열린 거래	5,743	0.79	0.70
Fidelity TargetTM 2060 (Euro) Fund	EUR	1주 ~ 1개월	4,205	0.58	0.51
		열린 거래	5,743	0.79	0.70
FIRST All Country World Fund	USD	열린 거래	4,366,023	1.33	1.33
FIRST Developed World Fund	USD	열린 거래	381,492	0.91	0.91
FIRST European Value Fund	EUR	1주 ~ 1개월	18,587	0.13	0.13
		열린 거래	282,019	2.02	2.02
France Fund	EUR	열린 거래	1,211,368	2.65	2.65
Germany Fund	EUR	열린 거래	19,302,625	2.14	2.13
Global Communications Fund	EUR	열린 거래	1,179,819	1.13	1.12
Global Consumer Industries Fund	EUR	열린 거래	37,389,652	3.50	3.48
Global Demographics Fund	USD	열린 거래	11,867,191	1.43	1.43
Global Equity Income Fund	USD	1주 ~ 1개월	8,775,756	4.06	4.06
Global Financial Services Fund	EUR	1주 ~ 1개월	4,172,503	1.05	1.04
		열린 거래	15,544	0.00	0.00
Global Focus Fund	USD	1주 ~ 1개월	7,124,671	1.09	1.09
		열린 거래	813,097	0.12	0.12
Global Health Care Fund	EUR	열린 거래	1,140,096	0.10	0.10
Global Infrastructure Fund	EUR	열린 거래	402,197	0.58	0.58
Global Multi Asset Income Fund	USD	1주 ~ 1개월	10,976,066	0.12	0.11
		열린 거래	2,058,928	0.02	0.02
Global Multi Asset Tactical Defensive Func	USD	1주 ~ 1개월	182,122	0.20	0.14
		열린 거래	699,164	0.78	0.55
Global Multi Asset Tactical Moderate Fund	USD	열린 거래	971,965	0.68	0.46
Global Technology Fund	EUR	열린 거래	47,672,327	0.65	0.65
Greater China Fund	USD	열린 거래	12,379,283	1.45	1.43
Greater China Fund II	USD	열린 거래	6,013,811	0.79	0.79
Greater China Multi Asset Growth & Income Func	USD	열린 거래	70,402	0.49	0.47
Growth & Income Fund	USD	1주 ~ 1개월	281,626	0.28	0.28
		열린 거래	7,397	0.01	0.01
Iberia Fund	EUR	열린 거래	2,858,356	1.38	1.35
Institutional Emerging Markets Equity Func	USD	열린 거래	8,565,238	1.06	1.05
Institutional Euro Blue Chip Fund	EUR	1주 ~ 1개월	411,242	1.50	1.53
		열린 거래	576,083	2.10	2.14
Institutional European Smaller Companies Fund	EUR	열린 거래	4,836,346	3.60	3.60
Institutional Global Focus Fund	USD	1주 ~ 1개월	1,405,390	1.09	1.09
		열린 거래	160,389	0.12	0.12
Institutional Global Sector Fund	EUR	1주 ~ 1개월	471,108	0.20	0.20
		열린 거래	2,180,473	0.93	0.92
International Fund	USD	1주 ~ 1개월	4,981,913	0.38	0.30
		열린 거래	11,235,160	0.85	0.68
Italy Fund	EUR	열린 거래	359,807	0.16	0.16
Japan Advantage Fund	JPY	열린 거래	522,575,216	1.02	1.00
Japan Aggressive Fund	JPY	열린 거래	4,670,921,131	5.23	5.22
Japan Fund	JPY	열린 거래	35,223,747	0.11	0.10
Japan Smaller Companies Fund	JPY	열린 거래	267,167,660	3.38	3.37
Latin America Fund	USD	열린 거래	1,437,604	0.27	0.28
Multi Asset Target Income 2024 Fund	EUR	1주 ~ 1개월	46,083	0.14	0.13
		열린 거래	164,747	0.52	0.48
Nordic Fund	SEK	열린 거래	56,114,680	1.94	1.89
Pacific Fund	USD	열린 거래	26,161,938	1.52	1.50
SMART Global Defensive Fund	USD	1주 ~ 1개월	66,662	0.03	0.02
		열린 거래	188,321	0.09	0.07
SMART Global Moderate Fund	USD	1주 ~ 1개월	75,581	0.05	0.03
		열린 거래	211,837	0.13	0.09

하위 펀드 이름	통화	성숙기 테너	증권 가치 % 대출 자산의 비중(%)	% of AUM
Sustainable Eurozone Equity Fund	EUR	1주 ~ 1개월	12,224,932	4.47	4.47
		열린 거래	5,989,910	2.19	2.19
Sustainable Water & Waste Fund	USD	열린 거래	3,173,420	0.16	0.16
Switzerland Fund	CHF	열린 거래	3,800,875	1.50	1.46
United Kingdom Fund	GBP	열린 거래	1,105,618	2.70	2.70
US High Yield Fund	USD	열린 거래	5,629,645	0.15	0.15
World Fund	USD	1주 ~ 1개월	47,063,295	1.26	1.27
		열린 거래	52,178,867	1.40	1.40

다음의 표는 2020년 10월 31일 현재, 상대방이 대여 중인 유가증권의 총 가치 및 상대방의 총 담보의 시장 가치 내역입니다.

상대방	총 가치 USD	담보의 시장 가치 USD	국가	거래 유형
Societe Generale	431,452,567	453,132,544	프랑스	양쪽이 있는
UBS	282,756,403	323,655,048	영국.	양쪽이 있는
Merrill Lynch	138,184,073	149,997,138	영국.	양쪽이 있는
Morgan Stanley	98,206,161	103,976,300	영국.	양쪽이 있는
J.P Morgan	60,154,098	70,571,635	영국.	양쪽이 있는
Goldman Sachs	34,418,612	37,212,282	영국.	양쪽이 있는
Credit Suisse	31,780,854	53,496,134	영국.	양쪽이 있는
BNP Paribas	27,682,544	29,370,361	프랑스	양쪽이 있는
HSBC	20,688	68,089	영국.	양쪽이 있는

정부채로 구성된 담보는 수탁기관에서 관리하고 있으며 재무제표에 반영되지 않았습니다. 담보물은 재사용되지 않았습니다. 담보물의 재사용에는 제한이 없습니다. 2020년 10월 31일 현재, 대여한 유가증권에 대해 받은 담보물의 분석은 다음과 같습니다.

담보 유형	총 가치 USD	담보의 특성/등급	담보의 만기	담보의 기준 통화
Government Bond	17,400,979	Aaa	1개월 ~ 3개월	USD
Government Bond	4,639,227	Aa2	3 개월 ~ 1 년	EUR
Government Bond	1,898,099	Aaa	3 개월 ~ 1 년	EUR
Government Bond	26,207,980	Aaa	3 개월 ~ 1 년	USD
Government Bond	609,571,677	Aa2	1년 이상	EUR
Government Bond	67,425,261	Aaa	1년 이상	EUR
Government Bond	494,336,307	Aaa	1년 이상	USD

유가증권 대여의 총 수입은 자펀드와 증권 대여 기관 간에 분할됩니다. 자펀드는 수입의 87.5%를 받으며, 증권 대여 기관은 12.5%를 받습니다. 동 기간의 증권 대여 수입 분석은 다음과 같습니다.

하위 펀드 이름	통화	총수입	운영 비용	순수입
ASEAN Fund	USD	6,858	857	6,001
Absolute Return Multi Strategy Fund	USD	12	2	11
America Fund	USD	15,245	1,906	13,340
American Diversified Fund	USD	1,003	125	878
American Growth Fund	USD	6,871	859	6,012
Asia Focus Fund	USD	22,974	2,872	20,103
Asia Pacific Dividend Fund	USD	9,830	1,229	8,601
Asia Pacific Multi Asset Growth & Income Fund	USD	2,383	298	2,085
Asia Pacific Opportunities Fund	USD	15,620	1,952	13,667
Asian Equity Fund	USD	1,521	190	1,331
Asian Smaller Companies Fund	USD	441,657	55,207	386,450
Asian Special Situations Fund	USD	9,815	1,227	8,588
Australia Fund	AUD	37,525	4,691	32,834
China Consumer Fund	USD	35,696	4,462	31,234
China Focus Fund	USD	133,961	16,745	117,216
China Opportunities Fund	USD	986	123	863
Emerging Asia Fund	USD	16,916	2,115	14,802
Emerging Europe, Middle East and Africa Fund	USD	4,438	555	3,883
Emerging Markets Fund	USD	84,680	10,585	74,095
Euro Blue Chip Fund	EUR	1,081,335	135,167	946,168
Euro STOXX 50 Fund	EUR	12,793	1,599	11,194
European Dividend Fund	EUR	2,727	341	2,386
European Dynamic Growth Fund	EUR	202,891	25,361	177,530
European Growth Fund	EUR	261,890	32,736	229,153
European Larger Companies Fund	EUR	27,752	3,469	24,283
European Multi Asset Income Fund	EUR	10,228	1,279	8,949
European Smaller Companies Fund	EUR	1,192,883	149,110	1,043,773
FAWF Asian Special Situations Fund	USD	48	6	42
FAWF Diversified Stock Fund	USD	87	11	76
FAWF Equity Growth Fund	USD	992	124	868
FAWF Europe Fund	USD	236	30	207
FAWF International Fund	USD	172	22	151
FAWF Pacific Fund	USD	1,527	191	1,336
FAWF US High Income Fund	USD	149	19	130
FIRST All Country World Fund	USD	15,409	1,926	13,483
FIRST Developed World Fund	USD	2,031	254	1,777
FIRST European Value Fund	EUR	1,269	159	1,110

재무제표 주석 - 계속

하위 펀드 이름	통화	총수입	운영 비용	순수입
Fidelity Institutional TargetTM 2015 (Euro) Fund	EUR	15	2	13
Fidelity Institutional TargetTM 2020 (Euro) Fund	EUR	5,550	694	4,856
Fidelity Institutional TargetTM 2025 (Euro) Fund	EUR	10,061	1,258	8,804
Fidelity Institutional TargetTM 2030 (Euro) Fund	EUR	14,221	1,778	12,443
Fidelity Institutional TargetTM 2035 (Euro) Fund	EUR	10,254	1,282	8,972
Fidelity Institutional TargetTM 2040 (Euro) Fund	EUR	8,606	1,076	7,531
Fidelity Institutional TargetTM 2045 (Euro) Fund	EUR	8,997	1,125	7,872
Fidelity Institutional TargetTM 2050 (Euro) Fund	EUR	12,375	1,547	10,828
Fidelity Institutional TargetTM 2055 (Euro) Fund	EUR	11	1	9
Fidelity Institutional TargetTM 2060 (Euro) Fund	EUR	11	1	9
Fidelity Patrimoine	EUR	25,588	3,199	22,390
Fidelity S lection Internationale	EUR	25,362	3,170	22,191
Fidelity TargetTM 2020 (Euro) Fund	EUR	44	5	38
Fidelity TargetTM 2020 Fund	USD	187	23	164
Fidelity TargetTM 2025 (Euro) Fund	EUR	10,949	1,369	9,580
Fidelity TargetTM 2030 (Euro) Fund	EUR	16,689	2,086	14,603
Fidelity TargetTM 2035 (Euro) Fund	EUR	14,272	1,784	12,488
Fidelity TargetTM 2040 (Euro) Fund	EUR	17,141	2,143	14,998
Fidelity TargetTM 2045 (Euro) Fund	EUR	6,992	874	6,118
Fidelity TargetTM 2050 (Euro) Fund	EUR	5,383	673	4,710
Fidelity TargetTM 2055 (Euro) Fund	EUR	11	1	10
Fidelity TargetTM 2060 (Euro) Fund	EUR	11	1	10
France Fund	EUR	47,111	5,889	41,222
Germany Fund	EUR	1,633,654	204,207	1,429,447
Global Communications Fund	EUR	1,203	150	1,053
Global Consumer Industries Fund	EUR	154,559	19,320	135,239
Global Demographics Fund	USD	18,057	2,257	15,800
Global Dividend Fund	USD	368,046	46,006	322,040
Global Equity Income Fund	USD	3,758	470	3,289
Global Financial Services Fund	EUR	552	69	483
Global Focus Fund	USD	27,811	3,476	24,334
Global Health Care Fund	EUR	26,839	3,355	23,484
Global Industrials Fund	EUR	2,720	340	2,380
Global Infrastructure Fund	EUR	29,773	3,722	26,052
Global Multi Asset Income Fund	USD	90,105	11,263	78,842
Global Multi Asset Tactical Defensive Fund	USD	17,229	2,154	15,075
Global Multi Asset Tactical Moderate Fund	USD	26,380	3,297	23,082
Global Property Fund	USD	16,519	2,065	14,454
Global Technology Fund	EUR	119,686	14,961	104,725
Greater China Fund	USD	53,089	6,636	46,453
Greater China Fund II	USD	46,751	5,844	40,907
Greater China Multi Asset Growth & Income Fund	USD	226	28	197
Growth & Income Fund	USD	562	70	492
Iberia Fund	EUR	8,856	1,107	7,749
Institutional Emerging Markets Equity Fund	USD	13,629	1,704	11,925
Institutional Euro Blue Chip Fund	EUR	90,678	11,335	79,343
Institutional European Larger Companies Fund	EUR	11,019	1,377	9,641
Institutional European Smaller Companies Fund	EUR	240,646	30,081	210,565
Institutional Global Focus Fund	USD	5,412	677	4,735
Institutional Global Sector Fund	EUR	26,414	3,302	23,112
Institutional Japan Fund	JPY	7,464	933	6,530
International Fund	USD	116,716	14,589	102,126
Italy Fund	EUR	51,865	6,483	45,381
Japan Advantage Fund	JPY	2,563,271	320,405	2,242,865
Japan Aggressive Fund	JPY	38,557,022	4,819,626	33,737,397
Japan Fund	JPY	2,958,387	369,793	2,588,594
Japan Smaller Companies Fund	JPY	900,437	112,554	787,882
Latin America Fund	USD	2,838	355	2,484
Multi Asset Target Income 2024 Fund	EUR	4,010	501	3,508
Nordic Fund	SEK	215,274	26,909	188,365
Pacific Fund	USD	328,567	41,071	287,496
SMART Global Defensive Fund	USD	1,281	160	1,121
SMART Global Moderate Fund	USD	1,437	180	1,258
Sustainable Eurozone Equity Fund	EUR	39,318	4,915	34,404
Sustainable Global Equity Fund	USD	1,154	144	1,010
Sustainable Water & Waste Fund	USD	60,258	7,532	52,726
Switzerland Fund	CHF	47,757	5,970	41,788
Thailand Fund	USD	4,794	599	4,195
UK Special Situations Fund	GBP	433	54	379
US High Yield Fund	USD	14,433	1,804	12,629
United Kingdom Fund	GBP	3,550	444	3,106
World Fund	USD	37,302	4,663	32,639

7. 세금

당사는 룩셈부르크의 세법에 의한 소득세나 실현 또는 미실현 양도세 혹은 원천징수세 의무 대상이 아닙니다. 자펀드는 매 분기 말일을 기준으로 해당 자펀드의 순자산에 대해 주식, 주식 수입, 자산배분, 혼합형 자산, SMART, 채권, 고정 정기 채권, Fidelity Lifestyle 펀드 및 기관 보유 펀드 클래스 Y 주식의 경우에는 0.05% 그리고 현금, 보유, 클래스 P, R, X 및 I 주식의 경우에는 0.01% 그리고 지수 추적 펀드의 경우에는 0.00%의 청약세를 분기별로 계산하여 납부해야 합니다.
국외 자산 양도 차익, 배당 및 이자 소득은 기초 자산의 해당 국가가 부과하는 양도세, 원천징수세 혹은 여타 세금의 부과 대상이 될 수 있으며, 당사 혹은 그 주주는 지급한 세금을 보전받지 못할 수 있습니다. 채무가 확정될 합리적인 가능성이 있는 경우, 미실현 수익에 대한 미납 세금은 NAV에 따라 제공됩니다.

8. 영국 거주자만 해당

당사는 영국에 등록된 자펀드 및 주식 등급의 판매와 관련하여 이러한 회계 기간 동안 가능한 한 영국 신고 펀드 조세 지위(UK Reporting Fund Status)를 부여받을 수 있도록 업무를 수행해 왔습니다. 새로운 제도의 도입 이전에 설립되어 영국에 등록된 자펀드 및 주식 등급과 관련해서 당사는 새로운 제도로 이행할 것을 영국 국세청에 신청했으며, 영국 당국은 그것을 수락한다는 통지를 보내왔습니다. 또한 당사는 2020년 10월 31일에 종료된 회계 기간 중에 설립되어 영국에 등록된 자펀드 및 주식 등급들에서 새로운 제도로 이행하기 위하여 신청서를 제출했습니다. 또한 이 회계 기간 중에 설립되어 기존에 또는 새로 영국에 등록된 자펀드들의 새로운 주식 등급들을 위한 신청서도 제출했거나 제출할 것입니다. 보고 가능한 소득 금액은 일반적으로 연도 종료일로부터 6개월 후에 알 수 있습니다. 당시에 영국에 등록된 당사의 분배형 자펀드 및 주식 등급도 2010년 4월 30일까지 모든 회계 기간에 적용된 구 제도에 따라 영국 국세청으로부터 "분배 펀드"로 인증 받았습니다.

9. 균등화

소득 균등화 조정은 모든 자펀드의 모든 주식 등급에 적용됩니다(누적 및 분배). 주식 분배 시, 이런 소득 조정은 해당 판매기간 동안 분배되는 주당 이익이 동 기간 동안 발행된 주식수의 변동에 의해 영향을 받지 않도록 하기 위한 장치입니다. 균등화는 순투자 소득을 바탕으로 계산됩니다.

10. 배당금 지급

2020년 10월 31일에 종료된 회계연도 동안 다음과 같이 배당을 지급했습니다.

하위 펀드 이름	주당 배당	배당락 날짜
ASEAN Fund A 주식 (SGD)	0.0325	03.08.20
ASEAN Fund A 주식 (USD)	0.5758	03.08.20
ASEAN Fund X 주식 (USD)	0.2218	03.08.20
ASEAN Fund Y 주식 (USD)	0.2707	03.08.20
America Fund X 주식 (USD)	0.1355	03.08.20
America Fund Y 주식 (EUR)	0.0792	03.08.20
America Fund Y 주식 (EUR) (헤지)	0.0521	03.08.20
America Fund Y 주식 (USD)	0.0567	03.08.20
Asia Focus Fund A 주식 (EUR)	0.0100	03.08.20
Asia Focus Fund A 주식 (GBP)	0.0057	03.08.20
Asia Focus Fund A 주식 (SGD)	0.0027	03.08.20
Asia Focus Fund A 주식 (USD)	0.0124	03.08.20
Asia Focus Fund Y 주식 (EUR)	0.1655	03.08.20
Asia Focus Fund Y 주식 (USD)	0.1361	03.08.20
Asia Pacific Dividend Fund A-HMDIST (G) 주식 (AUD) (헤지)	0.0199	01.05.20
Asia Pacific Dividend Fund A-HMDIST (G) 주식 (AUD) (헤지)	0.0214	01.06.20
Asia Pacific Dividend Fund A-HMDIST (G) 주식 (AUD) (헤지)	0.0193	01.07.20
Asia Pacific Dividend Fund A-HMDIST (G) 주식 (AUD) (헤지)	0.0208	03.08.20
Asia Pacific Dividend Fund A-HMDIST (G) 주식 (AUD) (헤지)	0.0215	01.09.20
Asia Pacific Dividend Fund A-HMDIST (G) 주식 (AUD) (헤지)	0.0187	01.10.20
Asia Pacific Dividend Fund A-MINCOME (G) 주식 (HKD)	0.0243	01.05.20
Asia Pacific Dividend Fund A-MINCOME (G) 주식 (HKD)	0.0243	01.06.20
Asia Pacific Dividend Fund A-MINCOME (G) 주식 (HKD)	0.0213	01.07.20
Asia Pacific Dividend Fund A-MINCOME (G) 주식 (HKD)	0.0213	03.08.20
Asia Pacific Dividend Fund A-MINCOME (G) 주식 (HKD)	0.0213	01.09.20
Asia Pacific Dividend Fund A-MINCOME (G) 주식 (HKD)	0.0213	01.10.20
Asia Pacific Dividend Fund A-MINCOME (G) 주식 (USD)	0.0241	01.05.20
Asia Pacific Dividend Fund A-MINCOME (G) 주식 (USD)	0.0241	01.06.20
Asia Pacific Dividend Fund A-MINCOME (G) 주식 (USD)	0.0212	01.07.20
Asia Pacific Dividend Fund A-MINCOME (G) 주식 (USD)	0.0212	03.08.20

하위 펀드 이름	주당 배당	배당락 날짜
Asia Pacific Dividend Fund A-MINCOME (G) 주식 (USD)	0.0212	01.09.20
Asia Pacific Dividend Fund A-MINCOME (G) 주식 (USD)	0.0212	01.10.20
Asia Pacific Dividend Fund Y 주식 (USD)	0.2007	03.08.20
Asia Pacific Multi Asset Growth & Income Fund A-HMDIST (G) 주식 (AUD) (AUD/USD 헤지)	0.0350	01.05.20
Asia Pacific Multi Asset Growth & Income Fund A-HMDIST (G) 주식 (AUD) (AUD/USD 헤지)	0.0350	01.06.20
Asia Pacific Multi Asset Growth & Income Fund A-HMDIST (G) 주식 (AUD) (AUD/USD 헤지)	0.0352	01.07.20
Asia Pacific Multi Asset Growth & Income Fund A-HMDIST (G) 주식 (AUD) (AUD/USD 헤지)	0.0346	03.08.20
Asia Pacific Multi Asset Growth & Income Fund A-HMDIST (G) 주식 (AUD) (AUD/USD 헤지)	0.0346	01.09.20
Asia Pacific Multi Asset Growth & Income Fund A-HMDIST (G) 주식 (AUD) (AUD/USD 헤지)	0.0347	01.10.20
Asia Pacific Multi Asset Growth & Income Fund A-MCDIST (G) 주식 (SGD) (SGD/USD 헤지)	0.0046	01.05.20
Asia Pacific Multi Asset Growth & Income Fund A-MCDIST (G) 주식 (SGD) (SGD/USD 헤지)	0.0047	01.06.20
Asia Pacific Multi Asset Growth & Income Fund A-MCDIST (G) 주식 (SGD) (SGD/USD 헤지)	0.0048	01.07.20
Asia Pacific Multi Asset Growth & Income Fund A-MCDIST (G) 주식 (SGD) (SGD/USD 헤지)	0.0050	03.08.20
Asia Pacific Multi Asset Growth & Income Fund A-MCDIST (G) 주식 (SGD) (SGD/USD 헤지)	0.0051	01.09.20
Asia Pacific Multi Asset Growth & Income Fund A-MCDIST (G) 주식 (SGD) (SGD/USD 헤지)	0.0050	01.10.20
Asia Pacific Multi Asset Growth & Income Fund A-MCDIST (G) 주식 (USD)	0.0472	01.05.20
Asia Pacific Multi Asset Growth & Income Fund A-MCDIST (G) 주식 (USD)	0.0475	01.06.20
Asia Pacific Multi Asset Growth & Income Fund A-MCDIST (G) 주식 (USD)	0.0493	01.07.20
Asia Pacific Multi Asset Growth & Income Fund A-MCDIST (G) 주식 (USD)	0.0510	03.08.20
Asia Pacific Multi Asset Growth & Income Fund A-MCDIST (G) 주식 (USD)	0.0517	01.09.20
Asia Pacific Multi Asset Growth & Income Fund A-MCDIST (G) 주식 (USD)	0.0508	01.10.20
Asia Pacific Multi Asset Growth & Income Fund A-MINCOME (G) 주식 (SGD)	0.0035	01.05.20
Asia Pacific Multi Asset Growth & Income Fund A-MINCOME (G) 주식 (SGD)	0.0035	01.06.20
Asia Pacific Multi Asset Growth & Income Fund A-MINCOME (G) 주식 (SGD)	0.0035	01.07.20
Asia Pacific Multi Asset Growth & Income Fund A-MINCOME (G) 주식 (SGD)	0.0035	03.08.20
Asia Pacific Multi Asset Growth & Income Fund A-MINCOME (G) 주식 (SGD)	0.0035	01.09.20
Asia Pacific Multi Asset Growth & Income Fund A-MINCOME (G) 주식 (SGD)	0.0035	01.10.20
Asia Pacific Multi Asset Growth & Income Fund A-MINCOME (G) 주식 (SGD) (SGD/USD 헤지)	0.0034	01.05.20
Asia Pacific Multi Asset Growth & Income Fund A-MINCOME (G) 주식 (SGD) (SGD/USD 헤지)	0.0034	01.06.20
Asia Pacific Multi Asset Growth & Income Fund A-MINCOME (G) 주식 (SGD) (SGD/USD 헤지)	0.0034	01.07.20

재무제표 주석 - 계속

하위 펀드 이름	주당 배당	배당락 날짜
Asia Pacific Multi Asset Growth & Income Fund A-MINCOME (G) 주식 (SGD) (SGD/USD 헤지)	0.0034	03.08.20
Asia Pacific Multi Asset Growth & Income Fund A-MINCOME (G) 주식 (SGD) (SGD/USD 헤지)	0.0034	01.09.20
Asia Pacific Multi Asset Growth & Income Fund A-MINCOME (G) 주식 (SGD) (SGD/USD 헤지)	0.0034	01.10.20
Asia Pacific Multi Asset Growth & Income Fund A-MINCOME (G) 주식 (USD)	0.0357	01.05.20
Asia Pacific Multi Asset Growth & Income Fund A-MINCOME (G) 주식 (USD)	0.0357	01.06.20
Asia Pacific Multi Asset Growth & Income Fund A-MINCOME (G) 주식 (USD)	0.0357	01.07.20
Asia Pacific Multi Asset Growth & Income Fund A-MINCOME (G) 주식 (USD)	0.0357	03.08.20
Asia Pacific Multi Asset Growth & Income Fund A-MINCOME (G) 주식 (USD)	0.0357	01.09.20
Asia Pacific Multi Asset Growth & Income Fund A-MINCOME (G) 주식 (USD)	0.0357	01.10.20
Asia Pacific Multi Asset Growth & Income Fund A-QINCOME (G) 주식 (EUR) (EUR/USD 헤지)	0.1010	01.05.20
Asia Pacific Multi Asset Growth & Income Fund A-QINCOME (G) 주식 (EUR) (EUR/USD 헤지)	0.1010	03.08.20
Asia Pacific Multi Asset Growth & Income Fund E-QINCOME (G) 주식 (EUR) (EUR/USD 헤지)	0.1009	01.05.20
Asia Pacific Multi Asset Growth & Income Fund E-QINCOME (G) 주식 (EUR) (EUR/USD 헤지)	0.1009	03.08.20
Asia Pacific Opportunities Fund Y 주식 (EUR)	0.1482	03.08.20
Asia Pacific Strategic Income Fund A-HMDIST (G) 주식 (AUD) (헤지)	0.0494	01.05.20
Asia Pacific Strategic Income Fund A-HMDIST (G) 주식 (AUD) (헤지)	0.0507	01.06.20
Asia Pacific Strategic Income Fund A-HMDIST (G) 주식 (AUD) (헤지)	0.0522	01.07.20
Asia Pacific Strategic Income Fund A-HMDIST (G) 주식 (AUD) (헤지)	0.0512	03.08.20
Asia Pacific Strategic Income Fund A-HMDIST (G) 주식 (AUD) (헤지)	0.0511	01.09.20
Asia Pacific Strategic Income Fund A-HMDIST (G) 주식 (AUD) (헤지)	0.0508	01.10.20
Asia Pacific Strategic Income Fund A-MCDIST (G) 주식 (USD)	0.0644	01.05.20
Asia Pacific Strategic Income Fund A-MCDIST (G) 주식 (USD)	0.0663	01.06.20
Asia Pacific Strategic Income Fund A-MCDIST (G) 주식 (USD)	0.0676	01.07.20
Asia Pacific Strategic Income Fund A-MCDIST (G) 주식 (USD)	0.0685	03.08.20
Asia Pacific Strategic Income Fund A-MCDIST (G) 주식 (USD)	0.0694	01.09.20
Asia Pacific Strategic Income Fund A-MCDIST (G) 주식 (USD)	0.0679	01.10.20
Asia Pacific Strategic Income Fund A-MINCOME (G) 주식 (HKD) (헤지)	0.0513	01.05.20
Asia Pacific Strategic Income Fund A-MINCOME (G) 주식 (HKD) (헤지)	0.0513	01.06.20
Asia Pacific Strategic Income Fund A-MINCOME (G) 주식 (HKD) (헤지)	0.0513	01.07.20
Asia Pacific Strategic Income Fund A-MINCOME (G) 주식 (HKD) (헤지)	0.0513	03.08.20
Asia Pacific Strategic Income Fund A-MINCOME (G) 주식 (HKD) (헤지)	0.0513	01.09.20
Asia Pacific Strategic Income Fund A-MINCOME (G) 주식 (HKD) (헤지)	0.0513	01.10.20
Asia Pacific Strategic Income Fund A-MINCOME (G) 주식 (SGD)	0.0051	01.05.20
Asia Pacific Strategic Income Fund A-MINCOME (G) 주식 (SGD)	0.0051	01.06.20
Asia Pacific Strategic Income Fund A-MINCOME (G) 주식 (SGD)	0.0051	01.07.20
Asia Pacific Strategic Income Fund A-MINCOME (G) 주식 (SGD)	0.0051	03.08.20
Asia Pacific Strategic Income Fund A-MINCOME (G) 주식 (SGD)	0.0051	01.09.20
Asia Pacific Strategic Income Fund A-MINCOME (G) 주식 (SGD)	0.0051	01.10.20
Asia Pacific Strategic Income Fund A-MINCOME (G) 주식 (SGD) (SGD/USD 헤지)	0.0057	01.05.20
Asia Pacific Strategic Income Fund A-MINCOME (G) 주식 (SGD) (SGD/USD 헤지)	0.0057	01.06.20
Asia Pacific Strategic Income Fund A-MINCOME (G) 주식 (SGD) (SGD/USD 헤지)	0.0057	01.07.20
Asia Pacific Strategic Income Fund A-MINCOME (G) 주식 (SGD) (SGD/USD 헤지)	0.0057	03.08.20
Asia Pacific Strategic Income Fund A-MINCOME (G) 주식 (SGD) (SGD/USD 헤지)	0.0057	01.09.20
Asia Pacific Strategic Income Fund A-MINCOME (G) 주식 (SGD) (SGD/USD 헤지)	0.0057	01.10.20
Asia Pacific Strategic Income Fund A-MINCOME (G) 주식 (USD)	0.0529	01.05.20
Asia Pacific Strategic Income Fund A-MINCOME (G) 주식 (USD)	0.0529	01.06.20
Asia Pacific Strategic Income Fund A-MINCOME (G) 주식 (USD)	0.0529	01.07.20
Asia Pacific Strategic Income Fund A-MINCOME (G) 주식 (USD)	0.0529	03.08.20
Asia Pacific Strategic Income Fund A-MINCOME (G) 주식 (USD)	0.0529	01.09.20
Asia Pacific Strategic Income Fund A-MINCOME (G) 주식 (USD)	0.0529	01.10.20
Asia Pacific Strategic Income Fund A-MINCOME (G) 주식 (USD) (헤지)	0.0526	01.05.20
Asia Pacific Strategic Income Fund A-MINCOME (G) 주식 (USD) (헤지)	0.0526	01.06.20
Asia Pacific Strategic Income Fund A-MINCOME (G) 주식 (USD) (헤지)	0.0526	01.07.20
Asia Pacific Strategic Income Fund A-MINCOME (G) 주식 (USD) (헤지)	0.0526	03.08.20
Asia Pacific Strategic Income Fund A-MINCOME (G) 주식 (USD) (헤지)	0.0526	01.09.20
Asia Pacific Strategic Income Fund A-MINCOME (G) 주식 (USD) (헤지)	0.0526	01.10.20
Asia Pacific Strategic Income Fund Y 주식 (USD)	0.5764	03.08.20
Asian Bond Fund A 주식 (EUR) (헤지)	0.3044	03.08.20
Asian Bond Fund A-HMDIST (G) 주식 (AUD) (헤지)	0.0325	01.05.20
Asian Bond Fund A-HMDIST (G) 주식 (AUD) (헤지)	0.0346	01.06.20
Asian Bond Fund A-HMDIST (G) 주식 (AUD) (헤지)	0.0357	01.07.20
Asian Bond Fund A-HMDIST (G) 주식 (AUD) (헤지)	0.0350	03.08.20
Asian Bond Fund A-HMDIST (G) 주식 (AUD) (헤지)	0.0348	01.09.20
Asian Bond Fund A-HMDIST (G) 주식 (AUD) (헤지)	0.0348	01.10.20
Asian Bond Fund A-MCDIST (G) 주식 (USD)	0.0522	01.06.20
Asian Bond Fund A-MCDIST (G) 주식 (USD)	0.0531	01.07.20
Asian Bond Fund A-MCDIST (G) 주식 (USD)	0.0545	03.08.20
Asian Bond Fund A-MCDIST (G) 주식 (USD)	0.0546	01.09.20
Asian Bond Fund A-MCDIST (G) 주식 (USD)	0.0536	01.10.20
Asian Bond Fund A-MDIST 주식 (USD)	0.0302	01.05.20
Asian Bond Fund A-MDIST 주식 (USD)	0.0302	01.06.20
Asian Bond Fund A-MDIST 주식 (USD)	0.0315	01.07.20
Asian Bond Fund A-MDIST 주식 (USD)	0.0294	03.08.20
Asian Bond Fund A-MDIST 주식 (USD)	0.0248	01.09.20
Asian Bond Fund A-MDIST 주식 (USD)	0.0259	01.10.20
Asian Bond Fund A-MINCOME (G) 주식 (HKD)	0.0363	01.05.20
Asian Bond Fund A-MINCOME (G) 주식 (HKD)	0.0363	01.06.20
Asian Bond Fund A-MINCOME (G) 주식 (HKD)	0.0363	01.07.20
Asian Bond Fund A-MINCOME (G) 주식 (HKD)	0.0363	03.08.20
Asian Bond Fund A-MINCOME (G) 주식 (HKD)	0.0363	01.09.20
Asian Bond Fund A-MINCOME (G) 주식 (HKD)	0.0363	01.10.20
Asian Bond Fund A-MINCOME (G) 주식 (SGD) (헤지)	0.0035	01.05.20
Asian Bond Fund A-MINCOME (G) 주식 (SGD) (헤지)	0.0035	01.06.20
Asian Bond Fund A-MINCOME (G) 주식 (SGD) (헤지)	0.0035	01.07.20
Asian Bond Fund A-MINCOME (G) 주식 (SGD) (헤지)	0.0035	03.08.20
Asian Bond Fund A-MINCOME (G) 주식 (SGD) (헤지)	0.0035	01.09.20
Asian Bond Fund A-MINCOME (G) 주식 (SGD) (헤지)	0.0035	01.10.20
Asian Bond Fund A-MINCOME (G) 주식 (USD)	0.0360	01.05.20
Asian Bond Fund A-MINCOME (G) 주식 (USD)	0.0360	01.06.20
Asian Bond Fund A-MINCOME (G) 주식 (USD)	0.0360	01.07.20
Asian Bond Fund A-MINCOME (G) 주식 (USD)	0.0360	03.08.20
Asian Bond Fund A-MINCOME (G) 주식 (USD)	0.0360	01.09.20
Asian Bond Fund A-MINCOME (G) 주식 (USD)	0.0360	01.10.20
Asian Bond Fund I-QDIST 주식 (SGD) (헤지)	0.0093	01.05.20
Asian Bond Fund I-QDIST 주식 (SGD) (헤지)	0.0101	03.08.20
Asian Bond Fund Y 주식 (EUR) (헤지)	0.3798	03.08.20
Asian Bond Fund Y-QDIST 주식 (USD)	0.0880	01.05.20
Asian Bond Fund Y-QDIST 주식 (USD)	0.0954	03.08.20
Asian High Yield Fund A 주식 (EUR) (헤지)	0.5264	03.08.20
Asian High Yield Fund A 주식 (RMB) (헤지)	1.8365	01.05.20
Asian High Yield Fund A 주식 (RMB) (헤지)	1.6651	03.08.20
Asian High Yield Fund A-HMDIST (G) 주식 (AUD) (헤지)	0.0558	01.05.20
Asian High Yield Fund A-HMDIST (G) 주식 (AUD) (헤지)	0.0578	01.06.20
Asian High Yield Fund A-HMDIST (G) 주식 (AUD) (헤지)	0.0588	01.07.20

재무제표 주석 - 계속

하위 펀드 이름	주당 배당	배당락 날짜
Asian High Yield Fund A-HMDIST (G) 주식 (AUD) (헤지)	0.0584	03.08.20
Asian High Yield Fund A-HMDIST (G) 주식 (AUD) (헤지)	0.0581	01.09.20
Asian High Yield Fund A-HMDIST (G) 주식 (AUD) (헤지)	0.0580	01.10.20
Asian High Yield Fund A-MDIST 주식 (HKD)	0.0492	01.05.20
Asian High Yield Fund A-MDIST 주식 (HKD)	0.0450	01.06.20
Asian High Yield Fund A-MDIST 주식 (HKD)	0.0473	01.07.20
Asian High Yield Fund A-MDIST 주식 (HKD)	0.0451	03.08.20
Asian High Yield Fund A-MDIST 주식 (HKD)	0.0379	01.09.20
Asian High Yield Fund A-MDIST 주식 (HKD)	0.0452	01.10.20
Asian High Yield Fund A-MDIST 주식 (JPY) (헤지)	4.7548	01.05.20
Asian High Yield Fund A-MDIST 주식 (JPY) (헤지)	4.3506	01.06.20
Asian High Yield Fund A-MDIST 주식 (JPY) (헤지)	4.5727	01.07.20
Asian High Yield Fund A-MDIST 주식 (JPY) (헤지)	4.3576	03.08.20
Asian High Yield Fund A-MDIST 주식 (JPY) (헤지)	3.6616	01.09.20
Asian High Yield Fund A-MDIST 주식 (JPY) (헤지)	4.3621	01.10.20
Asian High Yield Fund A-MDIST 주식 (SGD) (헤지)	0.0046	01.05.20
Asian High Yield Fund A-MDIST 주식 (SGD) (헤지)	0.0042	01.06.20
Asian High Yield Fund A-MDIST 주식 (SGD) (헤지)	0.0044	01.07.20
Asian High Yield Fund A-MDIST 주식 (SGD) (헤지)	0.0042	03.08.20
Asian High Yield Fund A-MDIST 주식 (SGD) (헤지)	0.0035	01.09.20
Asian High Yield Fund A-MDIST 주식 (SGD) (헤지)	0.0042	01.10.20
Asian High Yield Fund A-MDIST 주식 (USD)	0.0432	01.05.20
Asian High Yield Fund A-MDIST 주식 (USD)	0.0396	01.06.20
Asian High Yield Fund A-MDIST 주식 (USD)	0.0416	01.07.20
Asian High Yield Fund A-MDIST 주식 (USD)	0.0397	03.08.20
Asian High Yield Fund A-MDIST 주식 (USD)	0.0334	01.09.20
Asian High Yield Fund A-MDIST 주식 (USD)	0.0398	01.10.20
Asian High Yield Fund A-MINCOME (G) 주식 (SGD) (헤지)	0.0060	01.05.20
Asian High Yield Fund A-MINCOME (G) 주식 (SGD) (헤지)	0.0060	01.06.20
Asian High Yield Fund A-MINCOME (G) 주식 (SGD) (헤지)	0.0060	01.07.20
Asian High Yield Fund A-MINCOME (G) 주식 (SGD) (헤지)	0.0060	03.08.20
Asian High Yield Fund A-MINCOME (G) 주식 (SGD) (헤지)	0.0060	01.09.20
Asian High Yield Fund A-MINCOME (G) 주식 (SGD) (헤지)	0.0060	01.10.20
Asian High Yield Fund A-MINCOME (G) 주식 (USD)	0.0564	01.05.20
Asian High Yield Fund A-MINCOME (G) 주식 (USD)	0.0564	01.06.20
Asian High Yield Fund A-MINCOME (G) 주식 (USD)	0.0564	01.07.20
Asian High Yield Fund A-MINCOME (G) 주식 (USD)	0.0564	03.08.20
Asian High Yield Fund A-MINCOME (G) 주식 (USD)	0.0564	01.09.20
Asian High Yield Fund A-MINCOME (G) 주식 (USD)	0.0564	01.10.20
Asian High Yield Fund A-MINCOME 주식 (USD)	0.0462	01.05.20
Asian High Yield Fund A-MINCOME 주식 (USD)	0.0462	01.06.20
Asian High Yield Fund A-MINCOME 주식 (USD)	0.0462	01.07.20
Asian High Yield Fund A-MINCOME 주식 (USD)	0.0462	03.08.20
Asian High Yield Fund A-MINCOME 주식 (USD)	0.0462	01.09.20
Asian High Yield Fund A-MINCOME 주식 (USD)	0.0462	01.10.20
Asian High Yield Fund E-MDIST 주식 (EUR) (헤지)	0.0409	01.05.20
Asian High Yield Fund E-MDIST 주식 (EUR) (헤지)	0.0371	01.06.20
Asian High Yield Fund E-MDIST 주식 (EUR) (헤지)	0.0387	01.07.20
Asian High Yield Fund E-MDIST 주식 (EUR) (헤지)	0.0368	03.08.20
Asian High Yield Fund E-MDIST 주식 (EUR) (헤지)	0.0305	01.09.20
Asian High Yield Fund E-MDIST 주식 (EUR) (헤지)	0.0366	01.10.20
Asian High Yield Fund I-MDIST 주식 (USD)	0.0564	01.05.20

하위 펀드 이름	주당 배당	배당락 날짜
Asian High Yield Fund I-MDIST 주식 (USD)	0.0519	01.06.20
Asian High Yield Fund I-MDIST 주식 (USD)	0.0554	01.07.20
Asian High Yield Fund I-MDIST 주식 (USD)	0.0527	03.08.20
Asian High Yield Fund I-MDIST 주식 (USD)	0.0450	01.09.20
Asian High Yield Fund I-MDIST 주식 (USD)	0.0533	01.10.20
Asian High Yield Fund Y 주식 (EUR) (헤지)	0.5692	03.08.20
Asian High Yield Fund Y-MDIST 주식 (HKD)	0.0574	01.05.20
Asian High Yield Fund Y-MDIST 주식 (HKD)	0.0528	01.06.20
Asian High Yield Fund Y-MDIST 주식 (HKD)	0.0559	01.07.20
Asian High Yield Fund Y-MDIST 주식 (HKD)	0.0535	03.08.20
Asian High Yield Fund Y-MDIST 주식 (HKD)	0.0454	01.09.20
Asian High Yield Fund Y-MDIST 주식 (HKD)	0.0538	01.10.20
Asian High Yield Fund Y-MDIST 주식 (SGD) (헤지)	0.0055	01.05.20
Asian High Yield Fund Y-MDIST 주식 (SGD) (헤지)	0.0050	01.06.20
Asian High Yield Fund Y-MDIST 주식 (SGD) (헤지)	0.0053	01.07.20
Asian High Yield Fund Y-MDIST 주식 (SGD) (헤지)	0.0051	03.08.20
Asian High Yield Fund Y-MDIST 주식 (SGD) (헤지)	0.0043	01.09.20
Asian High Yield Fund Y-MDIST 주식 (SGD) (헤지)	0.0051	01.10.20
Asian High Yield Fund Y-MDIST 주식 (USD)	0.0574	01.05.20
Asian High Yield Fund Y-MDIST 주식 (USD)	0.0528	01.06.20
Asian High Yield Fund Y-MDIST 주식 (USD)	0.0560	01.07.20
Asian High Yield Fund Y-MDIST 주식 (USD)	0.0535	03.08.20
Asian High Yield Fund Y-MDIST 주식 (USD)	0.0454	01.09.20
Asian High Yield Fund Y-MDIST 주식 (USD)	0.0538	01.10.20
Asian High Yield Fund Y-MINCOME 주식 (USD)	0.0575	01.05.20
Asian High Yield Fund Y-MINCOME 주식 (USD)	0.0575	01.06.20
Asian High Yield Fund Y-MINCOME 주식 (USD)	0.0575	01.07.20
Asian High Yield Fund Y-MINCOME 주식 (USD)	0.0575	03.08.20
Asian High Yield Fund Y-MINCOME 주식 (USD)	0.0575	01.09.20
Asian High Yield Fund Y-MINCOME 주식 (USD)	0.0575	01.10.20
Asian Smaller Companies Fund A 주식 (EUR)	0.3983	03.08.20
Asian Smaller Companies Fund A 주식 (USD)	0.3337	03.08.20
Asian Smaller Companies Fund I 주식 (USD)	0.2427	03.08.20
Asian Smaller Companies Fund Y 주식 (EUR)	0.3285	03.08.20
Asian Smaller Companies Fund Y 주식 (USD)	0.3284	03.08.20
Asian Special Situations Fund A 주식 (GBP)	0.0125	03.08.20
Asian Special Situations Fund A 주식 (USD)	0.1438	03.08.20
Asian Special Situations Fund I 주식 (USD)	0.1207	03.08.20
Asian Special Situations Fund W 주식 (GBP)	0.0180	03.08.20
Asian Special Situations Fund Y 주식 (USD)	0.1703	03.08.20
Australia Fund A 주식 (AUD)	0.9250	03.08.20
China Focus Fund A 주식 (GBP)	0.0921	03.08.20
China Focus Fund A 주식 (SGD)	0.0265	03.08.20
China Focus Fund A 주식 (USD)	0.9131	03.08.20
China Focus Fund C 주식 (USD)	0.0403	03.08.20
China Focus Fund Y 주식 (GBP)	0.0464	03.08.20
China Focus Fund Y 주식 (SGD)	0.0290	03.08.20
China Focus Fund Y 주식 (USD)	0.3369	03.08.20
China High Yield Fund A-HMDIST (G) 주식 (AUD) (헤지)	0.0643	01.05.20
China High Yield Fund A-HMDIST (G) 주식 (AUD) (헤지)	0.0665	01.06.20
China High Yield Fund A-HMDIST (G) 주식 (AUD) (헤지)	0.0676	01.07.20
China High Yield Fund A-HMDIST (G) 주식 (AUD) (헤지)	0.0671	03.08.20

재무제표 주석 - 계속

하위 펀드 이름	주당 배당	배당락 날짜
China High Yield Fund A-HMDIST (G) 주식 (AUD) (헤지)	0.0672	01.09.20
China High Yield Fund A-HMDIST (G) 주식 (AUD) (헤지)	0.0672	01.10.20
China High Yield Fund A-MINCOME (G) 주식 (EUR) (EUR/USD 헤지)	0.0643	01.05.20
China High Yield Fund A-MINCOME (G) 주식 (EUR) (EUR/USD 헤지)	0.0643	01.06.20
China High Yield Fund A-MINCOME (G) 주식 (EUR) (EUR/USD 헤지)	0.0643	01.07.20
China High Yield Fund A-MINCOME (G) 주식 (EUR) (EUR/USD 헤지)	0.0643	03.08.20
China High Yield Fund A-MINCOME (G) 주식 (EUR) (EUR/USD 헤지)	0.0643	01.09.20
China High Yield Fund A-MINCOME (G) 주식 (EUR) (EUR/USD 헤지)	0.0643	01.10.20
China High Yield Fund A-MINCOME (G) 주식 (HKD) (헤지)	0.0678	01.05.20
China High Yield Fund A-MINCOME (G) 주식 (HKD) (헤지)	0.0678	01.06.20
China High Yield Fund A-MINCOME (G) 주식 (HKD) (헤지)	0.0678	01.07.20
China High Yield Fund A-MINCOME (G) 주식 (HKD) (헤지)	0.0678	03.08.20
China High Yield Fund A-MINCOME (G) 주식 (HKD) (헤지)	0.0678	01.09.20
China High Yield Fund A-MINCOME (G) 주식 (HKD) (헤지)	0.0678	01.10.20
China High Yield Fund A-MINCOME (G) 주식 (RMB) (RMB/USD 헤지)	0.6457	01.05.20
China High Yield Fund A-MINCOME (G) 주식 (RMB) (RMB/USD 헤지)	0.6457	01.06.20
China High Yield Fund A-MINCOME (G) 주식 (RMB) (RMB/USD 헤지)	0.6457	01.07.20
China High Yield Fund A-MINCOME (G) 주식 (RMB) (RMB/USD 헤지)	0.6457	03.08.20
China High Yield Fund A-MINCOME (G) 주식 (RMB) (RMB/USD 헤지)	0.6457	01.09.20
China High Yield Fund A-MINCOME (G) 주식 (RMB) (RMB/USD 헤지)	0.6457	01.10.20
China High Yield Fund A-MINCOME (G) 주식 (SGD) (헤지)	0.0068	01.05.20
China High Yield Fund A-MINCOME (G) 주식 (SGD) (헤지)	0.0068	01.06.20
China High Yield Fund A-MINCOME (G) 주식 (SGD) (헤지)	0.0068	01.07.20
China High Yield Fund A-MINCOME (G) 주식 (SGD) (헤지)	0.0068	03.08.20
China High Yield Fund A-MINCOME (G) 주식 (SGD) (헤지)	0.0068	01.09.20
China High Yield Fund A-MINCOME (G) 주식 (SGD) (헤지)	0.0068	01.10.20
China High Yield Fund A-MINCOME (G) 주식 (USD) (헤지)	0.0678	01.05.20
China High Yield Fund A-MINCOME (G) 주식 (USD) (헤지)	0.0678	01.06.20
China High Yield Fund A-MINCOME (G) 주식 (USD) (헤지)	0.0678	01.07.20
China High Yield Fund A-MINCOME (G) 주식 (USD) (헤지)	0.0678	03.08.20
China High Yield Fund A-MINCOME (G) 주식 (USD) (헤지)	0.0678	01.09.20
China High Yield Fund A-MINCOME (G) 주식 (USD) (헤지)	0.0678	01.10.20
China High Yield Fund W-MINCOME (G) 주식 (GBP) (헤지)	0.0059	03.08.20
China High Yield Fund W-MINCOME (G) 주식 (GBP) (헤지)	0.0059	01.09.20
China High Yield Fund W-MINCOME (G) 주식 (GBP) (헤지)	0.0059	01.10.20
China High Yield Fund Y 주식 (USD)	0.7586	03.08.20
China Opportunities Fund A 주식 (USD)	0.0165	03.08.20
China RMB Bond Fund A-MINCOME (G) 주식 (SGD) (SGD/USD 헤지)	0.0032	01.05.20
China RMB Bond Fund A-MINCOME (G) 주식 (SGD) (SGD/USD 헤지)	0.0032	01.06.20
China RMB Bond Fund A-MINCOME (G) 주식 (SGD) (SGD/USD 헤지)	0.0032	01.07.20
China RMB Bond Fund A-MINCOME (G) 주식 (SGD) (SGD/USD 헤지)	0.0032	03.08.20
China RMB Bond Fund A-MINCOME (G) 주식 (SGD) (SGD/USD 헤지)	0.0032	01.09.20
China RMB Bond Fund A-MINCOME (G) 주식 (SGD) (SGD/USD 헤지)	0.0032	01.10.20
China RMB Bond Fund I-QDIST 주식 (USD)	0.0960	01.05.20
China RMB Bond Fund I-QDIST 주식 (USD)	0.0994	03.08.20
China RMB Bond Fund Y-MINCOME (G) 주식 (RMB)	0.3712	01.05.20
China RMB Bond Fund Y-MINCOME (G) 주식 (RMB)	0.3712	01.06.20
China RMB Bond Fund Y-MINCOME (G) 주식 (RMB)	0.3712	01.07.20
China RMB Bond Fund Y-MINCOME (G) 주식 (RMB)	0.3712	03.08.20
China RMB Bond Fund Y-MINCOME (G) 주식 (RMB)	0.3712	01.09.20
China RMB Bond Fund Y-MINCOME (G) 주식 (RMB)	0.3712	01.10.20
Emerging Europe, Middle East and Africa Fund A 주식 (EUR)	0.4467	03.08.20

하위 펀드 이름	주당 배당	배당락 날짜
Emerging Europe, Middle East and Africa Fund A 주식 (GBP)	0.5898	03.08.20
Emerging Europe, Middle East and Africa Fund A 주식 (USD)	0.3726	03.08.20
Emerging Market Corporate Debt Fund A-HMDIST (G) 주식 (AUD) (헤지)	0.0445	01.05.20
Emerging Market Corporate Debt Fund A-HMDIST (G) 주식 (AUD) (헤지)	0.0466	01.06.20
Emerging Market Corporate Debt Fund A-HMDIST (G) 주식 (AUD) (헤지)	0.0478	01.07.20
Emerging Market Corporate Debt Fund A-HMDIST (G) 주식 (AUD) (헤지)	0.0471	03.08.20
Emerging Market Corporate Debt Fund A-HMDIST (G) 주식 (AUD) (헤지)	0.0469	01.09.20
Emerging Market Corporate Debt Fund A-HMDIST (G) 주식 (AUD) (헤지)	0.0468	01.10.20
Emerging Market Corporate Debt Fund A-MDIST 주식 (EUR) (헤지)	0.0229	01.05.20
Emerging Market Corporate Debt Fund A-MDIST 주식 (EUR) (헤지)	0.0310	01.06.20
Emerging Market Corporate Debt Fund A-MDIST 주식 (EUR) (헤지)	0.0327	01.07.20
Emerging Market Corporate Debt Fund A-MDIST 주식 (EUR) (헤지)	0.0317	03.08.20
Emerging Market Corporate Debt Fund A-MDIST 주식 (EUR) (헤지)	0.0240	01.09.20
Emerging Market Corporate Debt Fund A-MDIST 주식 (EUR) (헤지)	0.0277	01.10.20
Emerging Market Corporate Debt Fund A-MDIST 주식 (USD)	0.0255	01.05.20
Emerging Market Corporate Debt Fund A-MDIST 주식 (USD)	0.0346	01.06.20
Emerging Market Corporate Debt Fund A-MDIST 주식 (USD)	0.0366	01.07.20
Emerging Market Corporate Debt Fund A-MDIST 주식 (USD)	0.0355	03.08.20
Emerging Market Corporate Debt Fund A-MDIST 주식 (USD)	0.0269	01.09.20
Emerging Market Corporate Debt Fund A-MDIST 주식 (USD)	0.0310	01.10.20
Emerging Market Corporate Debt Fund A-MINCOME (G) 주식 (HKD)	0.0480	01.05.20
Emerging Market Corporate Debt Fund A-MINCOME (G) 주식 (HKD)	0.0480	01.06.20
Emerging Market Corporate Debt Fund A-MINCOME (G) 주식 (HKD)	0.0480	01.07.20
Emerging Market Corporate Debt Fund A-MINCOME (G) 주식 (HKD)	0.0480	03.08.20
Emerging Market Corporate Debt Fund A-MINCOME (G) 주식 (HKD)	0.0480	01.09.20
Emerging Market Corporate Debt Fund A-MINCOME (G) 주식 (HKD)	0.0480	01.10.20
Emerging Market Corporate Debt Fund A-MINCOME (G) 주식 (USD)	0.0480	01.05.20
Emerging Market Corporate Debt Fund A-MINCOME (G) 주식 (USD)	0.0480	01.06.20
Emerging Market Corporate Debt Fund A-MINCOME (G) 주식 (USD)	0.0480	01.07.20
Emerging Market Corporate Debt Fund A-MINCOME (G) 주식 (USD)	0.0480	03.08.20
Emerging Market Corporate Debt Fund A-MINCOME (G) 주식 (USD)	0.0480	01.09.20
Emerging Market Corporate Debt Fund A-MINCOME (G) 주식 (USD)	0.0480	01.10.20
Emerging Market Corporate Debt Fund E-MDIST 주식 (EUR) (헤지)	0.0202	01.05.20
Emerging Market Corporate Debt Fund E-MDIST 주식 (EUR) (헤지)	0.0283	01.06.20
Emerging Market Corporate Debt Fund E-MDIST 주식 (EUR) (헤지)	0.0295	01.07.20
Emerging Market Corporate Debt Fund E-MDIST 주식 (EUR) (헤지)	0.0286	03.08.20
Emerging Market Corporate Debt Fund E-MDIST 주식 (EUR) (헤지)	0.0210	01.09.20
Emerging Market Corporate Debt Fund E-MDIST 주식 (EUR) (헤지)	0.0244	01.10.20
Emerging Market Corporate Debt Fund E-MDIST 주식 (USD)	0.0233	01.05.20
Emerging Market Corporate Debt Fund E-MDIST 주식 (USD)	0.0327	01.06.20
Emerging Market Corporate Debt Fund E-MDIST 주식 (USD)	0.0342	01.07.20
Emerging Market Corporate Debt Fund E-MDIST 주식 (USD)	0.0331	03.08.20
Emerging Market Corporate Debt Fund E-MDIST 주식 (USD)	0.0243	01.09.20
Emerging Market Corporate Debt Fund E-MDIST 주식 (USD)	0.0283	01.10.20
Emerging Market Corporate Debt Fund I 주식 (USD)	0.5489	03.08.20
Emerging Market Corporate Debt Fund Y-QDIST 주식 (EUR) (헤지)	0.1039	01.05.20
Emerging Market Corporate Debt Fund Y-QDIST 주식 (EUR) (헤지)	0.1112	03.08.20
Emerging Market Debt Fund A 주식 (EUR)	0.6149	03.08.20
Emerging Market Debt Fund A 주식 (EUR) (헤지)	0.4363	03.08.20
Emerging Market Debt Fund A 주식 (USD)	0.5542	03.08.20
Emerging Market Debt Fund A-HMDIST (G) 주식 (PLN) (헤지)	0.0463	01.05.20
Emerging Market Debt Fund A-HMDIST (G) 주식 (PLN) (헤지)	0.0472	01.06.20

재무제표 주석 - 계속

하위 펀드 이름	주당 배당	배당락 날짜
Emerging Market Debt Fund A-HMDIST (G) 주식 (PLN) (헤지)	0.0462	01.07.20
Emerging Market Debt Fund A-HMDIST (G) 주식 (PLN) (헤지)	0.0449	03.08.20
Emerging Market Debt Fund A-HMDIST (G) 주식 (PLN) (헤지)	0.0441	01.09.20
Emerging Market Debt Fund A-HMDIST (G) 주식 (PLN) (헤지)	0.0441	01.10.20
Emerging Market Debt Fund A-MCDIST (G) 주식 (USD)	0.0838	01.06.20
Emerging Market Debt Fund A-MCDIST (G) 주식 (USD)	0.0874	01.07.20
Emerging Market Debt Fund A-MCDIST (G) 주식 (USD)	0.0906	03.08.20
Emerging Market Debt Fund A-MCDIST (G) 주식 (USD)	0.0914	01.09.20
Emerging Market Debt Fund A-MCDIST (G) 주식 (USD)	0.0882	01.10.20
Emerging Market Debt Fund A-MDIST 주식 (AUD) (헤지)	0.0158	01.05.20
Emerging Market Debt Fund A-MDIST 주식 (AUD) (헤지)	0.0394	01.06.20
Emerging Market Debt Fund A-MDIST 주식 (AUD) (헤지)	0.0429	01.07.20
Emerging Market Debt Fund A-MDIST 주식 (AUD) (헤지)	0.0419	03.08.20
Emerging Market Debt Fund A-MDIST 주식 (AUD) (헤지)	0.0342	01.09.20
Emerging Market Debt Fund A-MDIST 주식 (AUD) (헤지)	0.0386	01.10.20
Emerging Market Debt Fund A-MDIST 주식 (EUR)	0.0192	01.05.20
Emerging Market Debt Fund A-MDIST 주식 (EUR)	0.0469	01.06.20
Emerging Market Debt Fund A-MDIST 주식 (EUR)	0.0493	01.07.20
Emerging Market Debt Fund A-MDIST 주식 (EUR)	0.0474	03.08.20
Emerging Market Debt Fund A-MDIST 주식 (EUR)	0.0375	01.09.20
Emerging Market Debt Fund A-MDIST 주식 (EUR)	0.0422	01.10.20
Emerging Market Debt Fund A-MDIST 주식 (USD)	0.0170	01.05.20
Emerging Market Debt Fund A-MDIST 주식 (USD)	0.0416	01.06.20
Emerging Market Debt Fund A-MDIST 주식 (USD)	0.0452	01.07.20
Emerging Market Debt Fund A-MDIST 주식 (USD)	0.0441	03.08.20
Emerging Market Debt Fund A-MDIST 주식 (USD)	0.0361	01.09.20
Emerging Market Debt Fund A-MDIST 주식 (USD)	0.0406	01.10.20
Emerging Market Debt Fund A-MINCOME (G) 주식 (USD)	0.0444	01.05.20
Emerging Market Debt Fund A-MINCOME (G) 주식 (USD)	0.0444	01.06.20
Emerging Market Debt Fund A-MINCOME (G) 주식 (USD)	0.0444	01.07.20
Emerging Market Debt Fund A-MINCOME (G) 주식 (USD)	0.0444	03.08.20
Emerging Market Debt Fund A-MINCOME (G) 주식 (USD)	0.0444	01.09.20
Emerging Market Debt Fund A-MINCOME (G) 주식 (USD)	0.0444	01.10.20
Emerging Market Debt Fund E-MDIST 주식 (EUR) (헤지)	0.0114	01.05.20
Emerging Market Debt Fund E-MDIST 주식 (EUR) (헤지)	0.0315	01.06.20
Emerging Market Debt Fund E-MDIST 주식 (EUR) (헤지)	0.0338	01.07.20
Emerging Market Debt Fund E-MDIST 주식 (EUR) (헤지)	0.0330	03.08.20
Emerging Market Debt Fund E-MDIST 주식 (EUR) (헤지)	0.0265	01.09.20
Emerging Market Debt Fund E-MDIST 주식 (EUR) (헤지)	0.0299	01.10.20
Emerging Market Debt Fund X 주식 (USD)	0.5986	03.08.20
Emerging Market Debt Fund Y-QDIST 주식 (EUR) (헤지)	0.0959	01.05.20
Emerging Market Debt Fund Y-QDIST 주식 (EUR) (헤지)	0.1094	03.08.20
Emerging Market Local Currency Debt Fund A-MDIST 주식 (EUR)	0.0233	01.05.20
Emerging Market Local Currency Debt Fund A-MDIST 주식 (EUR)	0.0218	01.06.20
Emerging Market Local Currency Debt Fund A-MDIST 주식 (EUR)	0.0254	01.07.20
Emerging Market Local Currency Debt Fund A-MDIST 주식 (EUR)	0.0263	03.08.20
Emerging Market Local Currency Debt Fund A-MDIST 주식 (EUR)	0.0226	01.09.20
Emerging Market Local Currency Debt Fund A-MDIST 주식 (EUR)	0.0303	01.10.20
Emerging Market Local Currency Debt Fund E-MDIST 주식 (EUR)	0.0211	01.05.20
Emerging Market Local Currency Debt Fund E-MDIST 주식 (EUR)	0.0196	01.06.20
Emerging Market Local Currency Debt Fund E-MDIST 주식 (EUR)	0.0229	01.07.20
Emerging Market Local Currency Debt Fund E-MDIST 주식 (EUR)	0.0240	03.08.20

하위 펀드 이름	주당 배당	배당락 날짜
Emerging Market Local Currency Debt Fund E-MDIST 주식 (EUR)	0.0204	01.09.20
Emerging Market Local Currency Debt Fund E-MDIST 주식 (EUR)	0.0279	01.10.20
Emerging Market Local Currency Debt Fund I 주식 (EUR)	0.5562	03.08.20
Emerging Market Local Currency Debt Fund I 주식 (GBP)	0.0548	03.08.20
Emerging Market Local Currency Debt Fund I 주식 (USD)	0.3629	03.08.20
Emerging Market Local Currency Debt Fund X 주식 (USD)	0.5955	03.08.20
Emerging Market Local Currency Debt Fund Y-QDIST 주식 (EUR)	0.0912	01.05.20
Emerging Market Local Currency Debt Fund Y-QDIST 주식 (EUR)	0.0866	03.08.20
Emerging Market Total Return Debt Fund A 주식 (EUR)	0.5091	03.08.20
Emerging Market Total Return Debt Fund A 주식 (EUR) (EUR/USD 헤지)	0.4395	03.08.20
Emerging Market Total Return Debt Fund A 주식 (USD)	0.4586	03.08.20
Emerging Market Total Return Debt Fund E-MDIST 주식 (EUR) (EUR/USD 헤지)	0.0211	01.05.20
Emerging Market Total Return Debt Fund E-MDIST 주식 (EUR) (EUR/USD 헤지)	0.0327	01.06.20
Emerging Market Total Return Debt Fund E-MDIST 주식 (EUR) (EUR/USD 헤지)	0.0375	01.07.20
Emerging Market Total Return Debt Fund E-MDIST 주식 (EUR) (EUR/USD 헤지)	0.0370	03.08.20
Emerging Market Total Return Debt Fund E-MDIST 주식 (EUR) (EUR/USD 헤지)	0.0304	01.09.20
Emerging Market Total Return Debt Fund E-MDIST 주식 (EUR) (EUR/USD 헤지)	0.0377	01.10.20
Emerging Market Total Return Debt Fund I 주식 (EUR) (EUR/USD 헤지)	0.5479	03.08.20
Emerging Market Total Return Debt Fund I 주식 (USD)	0.6043	03.08.20
Emerging Market Total Return Debt Fund I-QINCOME (G) 주식 (GBP) (GBP/USD 헤지)	0.0133	01.05.20
Emerging Market Total Return Debt Fund I-QINCOME (G) 주식 (GBP) (GBP/USD 헤지)	0.0133	03.08.20
Emerging Market Total Return Debt Fund R-GDIST 주식 (GBP) (GBP/USD 헤지)	0.0308	03.08.20
Emerging Market Total Return Debt Fund Y 주식 (EUR) (EUR/USD 헤지)	0.5053	03.08.20
Emerging Markets Focus Fund A 주식 (EUR)	0.0623	03.08.20
Emerging Markets Focus Fund A 주식 (USD)	0.0549	03.08.20
Emerging Markets Focus Fund R-GDIST 주식 (GBP)	0.0268	03.08.20
Emerging Markets Focus Fund W 주식 (GBP)	0.0148	03.08.20
Emerging Markets Fund A 주식 (EUR)	0.0174	03.08.20
Emerging Markets Fund A 주식 (GBP)	0.0042	03.08.20
Emerging Markets Fund A 주식 (SGD)	0.0019	03.08.20
Emerging Markets Fund A 주식 (USD)	0.0377	03.08.20
Emerging Markets Fund A 주식 (USD) (헤지)	0.0163	03.08.20
Emerging Markets Fund I 주식 (EUR)	0.1330	03.08.20
Emerging Markets Fund I 주식 (GBP)	0.0170	03.08.20
Emerging Markets Fund W 주식 (GBP)	0.0119	03.08.20
Emerging Markets Fund X 주식 (USD)	0.1907	03.08.20
Emerging Markets Fund Y 주식 (EUR)	0.0970	03.08.20
Emerging Markets Fund Y 주식 (USD)	0.1250	03.08.20
Emerging Markets Inflation-linked Bond Fund A-MDIST 주식 (EUR)	0.0141	01.05.20
Emerging Markets Inflation-linked Bond Fund A-MDIST 주식 (EUR)	0.0141	01.06.20
Emerging Markets Inflation-linked Bond Fund A-MDIST 주식 (EUR)	0.0131	01.07.20
Emerging Markets Inflation-linked Bond Fund A-MDIST 주식 (EUR)	0.0152	03.08.20
Emerging Markets Inflation-linked Bond Fund A-MDIST 주식 (EUR)	0.0125	01.09.20
Emerging Markets Inflation-linked Bond Fund A-MDIST 주식 (EUR)	0.0139	01.10.20
Emerging Markets Inflation-linked Bond Fund E-MDIST 주식 (EUR)	0.0111	01.05.20
Emerging Markets Inflation-linked Bond Fund E-MDIST 주식 (EUR)	0.0112	01.06.20
Emerging Markets Inflation-linked Bond Fund E-MDIST 주식 (EUR)	0.0097	01.07.20
Emerging Markets Inflation-linked Bond Fund E-MDIST 주식 (EUR)	0.0120	03.08.20
Emerging Markets Inflation-linked Bond Fund E-MDIST 주식 (EUR)	0.0097	01.09.20
Emerging Markets Inflation-linked Bond Fund E-MDIST 주식 (EUR)	0.0107	01.10.20
Euro Blue Chip Fund A 주식 (EUR)	0.2194	03.08.20
Euro Blue Chip Fund I 주식 (EUR)	0.2283	03.08.20

재무제표 주석 - 계속

하위 펀드 이름	주당 배당	배당락 날짜
Euro Blue Chip Fund Y 주식 (EUR)	0.2312	03.08.20
Euro Blue Chip Fund Y 주식 (SGD)	0.0186	03.08.20
Euro Bond Fund X 주식 (EUR)	0.0632	03.08.20
Euro Bond Fund Y 주식 (EUR)	0.0178	03.08.20
Euro Corporate Bond Fund A 주식 (EUR)	0.0646	03.08.20
Euro Corporate Bond Fund A-MDIST 주식 (EUR)	0.0051	01.05.20
Euro Corporate Bond Fund A-MDIST 주식 (EUR)	0.0035	01.06.20
Euro Corporate Bond Fund A-MDIST 주식 (EUR)	0.0037	01.07.20
Euro Corporate Bond Fund A-MDIST 주식 (EUR)	0.0046	03.08.20
Euro Corporate Bond Fund A-MDIST 주식 (EUR)	0.0033	01.09.20
Euro Corporate Bond Fund A-MDIST 주식 (EUR)	0.0020	01.10.20
Euro Corporate Bond Fund E-MDIST 주식 (EUR)	0.0011	01.05.20
Euro Corporate Bond Fund E-MDIST 주식 (EUR)	0.0004	03.08.20
Euro Corporate Bond Fund I 주식 (EUR)	0.1127	03.08.20
Euro Corporate Bond Fund Y-QDIST 주식 (EUR)	0.0240	01.05.20
Euro Corporate Bond Fund Y-QDIST 주식 (EUR)	0.0215	03.08.20
Euro STOXX 50 Fund A 주식 (EUR)	0.2775	03.08.20
Euro STOXX 50 Fund A 주식 (GBP)	0.0063	03.08.20
Euro Short Term Bond Fund A 주식 (EUR)	0.0787	03.08.20
European Dividend Fund A 주식 (EUR)	0.1003	03.08.20
European Dividend Fund A-HMDIST (G) 주식 (AUD) (헤지)	0.0407	01.05.20
European Dividend Fund A-HMDIST (G) 주식 (AUD) (헤지)	0.0383	01.06.20
European Dividend Fund A-HMDIST (G) 주식 (AUD) (헤지)	0.0396	01.07.20
European Dividend Fund A-HMDIST (G) 주식 (AUD) (헤지)	0.0397	03.08.20
European Dividend Fund A-HMDIST (G) 주식 (AUD) (헤지)	0.0392	01.09.20
European Dividend Fund A-HMDIST (G) 주식 (AUD) (헤지)	0.0354	01.10.20
European Dividend Fund A-MCDIST (G) 주식 (EUR)	0.0405	01.05.20
European Dividend Fund A-MCDIST (G) 주식 (EUR)	0.0417	01.06.20
European Dividend Fund A-MCDIST (G) 주식 (EUR)	0.0425	01.07.20
European Dividend Fund A-MCDIST (G) 주식 (EUR)	0.0417	03.08.20
European Dividend Fund A-MCDIST (G) 주식 (EUR)	0.0425	01.09.20
European Dividend Fund A-MCDIST (G) 주식 (EUR)	0.0414	01.10.20
European Dividend Fund A-MINCOME (G) 주식 (EUR)	0.0418	01.05.20
European Dividend Fund A-MINCOME (G) 주식 (EUR)	0.0418	01.06.20
European Dividend Fund A-MINCOME (G) 주식 (EUR)	0.0418	01.07.20
European Dividend Fund A-MINCOME (G) 주식 (EUR)	0.0418	03.08.20
European Dividend Fund A-MINCOME (G) 주식 (EUR)	0.0418	01.09.20
European Dividend Fund A-MINCOME (G) 주식 (EUR)	0.0418	01.10.20
European Dividend Fund A-MINCOME (G) 주식 (HKD) (헤지)	0.0402	01.05.20
European Dividend Fund A-MINCOME (G) 주식 (HKD) (헤지)	0.0402	01.06.20
European Dividend Fund A-MINCOME (G) 주식 (HKD) (헤지)	0.0402	01.07.20
European Dividend Fund A-MINCOME (G) 주식 (HKD) (헤지)	0.0402	03.08.20
European Dividend Fund A-MINCOME (G) 주식 (HKD) (헤지)	0.0402	01.09.20
European Dividend Fund A-MINCOME (G) 주식 (HKD) (헤지)	0.0321	01.10.20
European Dividend Fund A-MINCOME (G) 주식 (USD) (헤지)	0.0394	01.05.20
European Dividend Fund A-MINCOME (G) 주식 (USD) (헤지)	0.0394	01.06.20
European Dividend Fund A-MINCOME (G) 주식 (USD) (헤지)	0.0394	01.07.20
European Dividend Fund A-MINCOME (G) 주식 (USD) (헤지)	0.0394	03.08.20
European Dividend Fund A-MINCOME (G) 주식 (USD) (헤지)	0.0394	01.09.20
European Dividend Fund A-MINCOME (G) 주식 (USD) (헤지)	0.0394	01.10.20
European Dividend Fund A-QINCOME (G) 주식 (EUR)	0.1260	01.05.20
European Dividend Fund A-QINCOME (G) 주식 (EUR)	0.1260	03.08.20

하위 펀드 이름	주당 배당	배당락 날짜
European Dividend Fund W 주식 (GBP)	0.0270	03.08.20
European Dividend Fund Y-QINCOME (G) 주식 (EUR)	0.1004	01.05.20
European Dividend Fund Y-QINCOME (G) 주식 (EUR)	0.1004	03.08.20
European Dynamic Growth Fund Y 주식 (EUR)	0.1249	03.08.20
European Growth Fund A 주식 (EUR)	0.1852	03.08.20
European Growth Fund A 주식 (SGD)	0.0165	03.08.20
European Growth Fund C 주식 (EUR)	0.0214	03.08.20
European Growth Fund Y 주식 (EUR)	0.2813	03.08.20
European High Yield Fund A 주식 (EUR)	0.3350	03.08.20
European High Yield Fund A-HMDIST (G) 주식 (AUD) (헤지)	0.0480	01.05.20
European High Yield Fund A-HMDIST (G) 주식 (AUD) (헤지)	0.0459	01.06.20
European High Yield Fund A-HMDIST (G) 주식 (AUD) (헤지)	0.0459	01.07.20
European High Yield Fund A-HMDIST (G) 주식 (AUD) (헤지)	0.0454	03.08.20
European High Yield Fund A-HMDIST (G) 주식 (AUD) (헤지)	0.0450	01.09.20
European High Yield Fund A-HMDIST (G) 주식 (AUD) (헤지)	0.0457	01.10.20
European High Yield Fund A-MDIST 주식 (EUR)	0.0243	01.05.20
European High Yield Fund A-MDIST 주식 (EUR)	0.0257	01.06.20
European High Yield Fund A-MDIST 주식 (EUR)	0.0272	01.07.20
European High Yield Fund A-MDIST 주식 (EUR)	0.0273	03.08.20
European High Yield Fund A-MDIST 주식 (EUR)	0.0232	01.09.20
European High Yield Fund A-MDIST 주식 (EUR)	0.0269	01.10.20
European High Yield Fund A-MDIST 주식 (SGD)	0.0017	01.05.20
European High Yield Fund A-MDIST 주식 (SGD)	0.0017	01.06.20
European High Yield Fund A-MDIST 주식 (SGD)	0.0019	01.07.20
European High Yield Fund A-MDIST 주식 (SGD)	0.0019	03.08.20
European High Yield Fund A-MDIST 주식 (SGD)	0.0017	01.09.20
European High Yield Fund A-MDIST 주식 (SGD)	0.0019	01.10.20
European High Yield Fund A-MDIST 주식 (SGD) (헤지)	0.0022	01.05.20
European High Yield Fund A-MDIST 주식 (SGD) (헤지)	0.0023	01.06.20
European High Yield Fund A-MDIST 주식 (SGD) (헤지)	0.0025	01.07.20
European High Yield Fund A-MDIST 주식 (SGD) (헤지)	0.0025	03.08.20
European High Yield Fund A-MDIST 주식 (SGD) (헤지)	0.0021	01.09.20
European High Yield Fund A-MDIST 주식 (SGD) (헤지)	0.0024	01.10.20
European High Yield Fund A-MDIST 주식 (USD) (헤지)	0.0237	01.05.20
European High Yield Fund A-MDIST 주식 (USD) (헤지)	0.0252	01.06.20
European High Yield Fund A-MDIST 주식 (USD) (헤지)	0.0268	01.07.20
European High Yield Fund A-MDIST 주식 (USD) (헤지)	0.0269	03.08.20
European High Yield Fund A-MDIST 주식 (USD) (헤지)	0.0229	01.09.20
European High Yield Fund A-MDIST 주식 (USD) (헤지)	0.0265	01.10.20
European High Yield Fund A-MINCOME (G) 주식 (EUR)	0.0394	01.05.20
European High Yield Fund A-MINCOME (G) 주식 (EUR)	0.0394	01.06.20
European High Yield Fund A-MINCOME (G) 주식 (EUR)	0.0394	01.07.20
European High Yield Fund A-MINCOME (G) 주식 (EUR)	0.0346	03.08.20
European High Yield Fund A-MINCOME (G) 주식 (EUR)	0.0346	01.09.20
European High Yield Fund A-MINCOME (G) 주식 (EUR)	0.0346	01.10.20
European High Yield Fund A-MINCOME (G) 주식 (HKD) (헤지)	0.3954	01.05.20
European High Yield Fund A-MINCOME (G) 주식 (HKD) (헤지)	0.3954	01.06.20
European High Yield Fund A-MINCOME (G) 주식 (HKD) (헤지)	0.3954	01.07.20
European High Yield Fund A-MINCOME (G) 주식 (HKD) (헤지)	0.3954	03.08.20
European High Yield Fund A-MINCOME (G) 주식 (HKD) (헤지)	0.3954	01.09.20
European High Yield Fund A-MINCOME (G) 주식 (HKD) (헤지)	0.3954	01.10.20
European High Yield Fund A-MINCOME (G) 주식 (SGD) (헤지)	0.0043	01.05.20

재무제표 주석 - 계속

하위 펀드 이름	주당 배당	배당락 날짜
European High Yield Fund A-MINCOME (G) 주식 (SGD) (헤지)	0.0043	01.06.20
European High Yield Fund A-MINCOME (G) 주식 (SGD) (헤지)	0.0043	01.07.20
European High Yield Fund A-MINCOME (G) 주식 (SGD) (헤지)	0.0043	03.08.20
European High Yield Fund A-MINCOME (G) 주식 (SGD) (헤지)	0.0043	01.09.20
European High Yield Fund A-MINCOME (G) 주식 (SGD) (헤지)	0.0043	01.10.20
European High Yield Fund A-MINCOME (G) 주식 (USD) (헤지)	0.0436	01.05.20
European High Yield Fund A-MINCOME (G) 주식 (USD) (헤지)	0.0436	01.06.20
European High Yield Fund A-MINCOME (G) 주식 (USD) (헤지)	0.0436	01.07.20
European High Yield Fund A-MINCOME (G) 주식 (USD) (헤지)	0.0436	03.08.20
European High Yield Fund A-MINCOME (G) 주식 (USD) (헤지)	0.0436	01.09.20
European High Yield Fund A-MINCOME (G) 주식 (USD) (헤지)	0.0436	01.10.20
European High Yield Fund A-MINCOME 주식 (EUR)	0.0366	01.05.20
European High Yield Fund A-MINCOME 주식 (EUR)	0.0366	01.06.20
European High Yield Fund A-MINCOME 주식 (EUR)	0.0366	01.07.20
European High Yield Fund A-MINCOME 주식 (EUR)	0.0325	03.08.20
European High Yield Fund A-MINCOME 주식 (EUR)	0.0325	01.09.20
European High Yield Fund A-MINCOME 주식 (EUR)	0.0325	01.10.20
European High Yield Fund D-MDIST 주식 (EUR)	0.0197	01.05.20
European High Yield Fund D-MDIST 주식 (EUR)	0.0210	01.06.20
European High Yield Fund D-MDIST 주식 (EUR)	0.0221	01.07.20
European High Yield Fund D-MDIST 주식 (EUR)	0.0223	03.08.20
European High Yield Fund D-MDIST 주식 (EUR)	0.0187	01.09.20
European High Yield Fund D-MDIST 주식 (EUR)	0.0218	01.10.20
European High Yield Fund E-MDIST 주식 (EUR)	0.0208	01.05.20
European High Yield Fund E-MDIST 주식 (EUR)	0.0223	01.06.20
European High Yield Fund E-MDIST 주식 (EUR)	0.0232	01.07.20
European High Yield Fund E-MDIST 주식 (EUR)	0.0235	03.08.20
European High Yield Fund E-MDIST 주식 (EUR)	0.0195	01.09.20
European High Yield Fund E-MDIST 주식 (EUR)	0.0229	01.10.20
European High Yield Fund I-QDIST 주식 (EUR)	0.0912	01.05.20
European High Yield Fund I-QDIST 주식 (EUR)	0.0868	03.08.20
European High Yield Fund RY 주식 (EUR)	0.0779	03.08.20
European High Yield Fund Y 주식 (EUR)	0.3974	03.08.20
European High Yield Fund Y-MDIST 주식 (USD) (헤지)	0.0278	01.05.20
European High Yield Fund Y-MDIST 주식 (USD) (헤지)	0.0292	01.06.20
European High Yield Fund Y-MDIST 주식 (USD) (헤지)	0.0314	01.07.20
European High Yield Fund Y-MDIST 주식 (USD) (헤지)	0.0316	03.08.20
European High Yield Fund Y-MDIST 주식 (USD) (헤지)	0.0273	01.09.20
European High Yield Fund Y-MDIST 주식 (USD) (헤지)	0.0314	01.10.20
European High Yield Fund Y-QDIST 주식 (EUR)	0.0905	01.05.20
European High Yield Fund Y-QDIST 주식 (EUR)	0.0860	03.08.20
European Larger Companies Fund A 주식 (EUR)	0.6042	03.08.20
European Larger Companies Fund Y 주식 (EUR)	0.2859	03.08.20
European Multi Asset Income Fund A 주식 (EUR)	0.2705	03.08.20
European Multi Asset Income Fund A-MCDIST (G) 주식 (EUR)	0.0372	01.05.20
European Multi Asset Income Fund A-MCDIST (G) 주식 (EUR)	0.0377	01.06.20
European Multi Asset Income Fund A-MCDIST (G) 주식 (EUR)	0.0380	01.07.20
European Multi Asset Income Fund A-MCDIST (G) 주식 (EUR)	0.0380	03.08.20
European Multi Asset Income Fund A-MCDIST (G) 주식 (EUR)	0.0382	01.09.20
European Multi Asset Income Fund A-MCDIST (G) 주식 (EUR)	0.0378	01.10.20
European Multi Asset Income Fund A-QINCOME (G) 주식 (EUR)	0.0786	01.05.20
European Multi Asset Income Fund A-QINCOME (G) 주식 (EUR)	0.0786	03.08.20

하위 펀드 이름	주당 배당	배당락 날짜
European Multi Asset Income Fund D-QINCOME (G) 주식 (EUR)	0.0786	01.05.20
European Multi Asset Income Fund D-QINCOME (G) 주식 (EUR)	0.0786	03.08.20
European Multi Asset Income Fund E-QINCOME (G) 주식 (EUR)	0.0786	01.05.20
European Multi Asset Income Fund E-QINCOME (G) 주식 (EUR)	0.0786	03.08.20
European Multi Asset Income Fund Y-QINCOME (G) 주식 (EUR)	0.0787	01.05.20
European Multi Asset Income Fund Y-QINCOME (G) 주식 (EUR)	0.0787	03.08.20
European Smaller Companies Fund X 주식 (EUR)	0.1312	03.08.20
European Smaller Companies Fund Y 주식 (EUR)	0.1039	03.08.20
FAWF Asian Special Situations Fund A 주식 (USD)	1.2331	03.08.20
FAWF Diversified Stock Fund A 주식 (USD)	0.1494	03.08.20
FAWF Equity Growth Fund A 주식 (USD)	0.5737	03.08.20
FAWF Europe Fund A 주식 (USD)	0.6102	03.08.20
FAWF International Fund A 주식 (USD)	1.1362	03.08.20
FAWF Limited Term Bond Fund A 주식 (USD)	0.0221	01.05.20
FAWF Limited Term Bond Fund A 주식 (USD)	0.0212	01.06.20
FAWF Limited Term Bond Fund A 주식 (USD)	0.0224	01.07.20
FAWF Limited Term Bond Fund A 주식 (USD)	0.0222	03.08.20
FAWF Limited Term Bond Fund A 주식 (USD)	0.0201	01.09.20
FAWF Limited Term Bond Fund A 주식 (USD)	0.0224	01.10.20
FAWF Pacific Fund A 주식 (USD)	0.7187	03.08.20
FAWF US Dollar Bond Fund A 주식 (USD)	0.0158	01.05.20
FAWF US Dollar Bond Fund A 주식 (USD)	0.0143	01.06.20
FAWF US Dollar Bond Fund A 주식 (USD)	0.0138	01.07.20
FAWF US Dollar Bond Fund A 주식 (USD)	0.0132	03.08.20
FAWF US Dollar Bond Fund A 주식 (USD)	0.0116	01.09.20
FAWF US Dollar Bond Fund A 주식 (USD)	0.0130	01.10.20
FAWF US High Income Fund A 주식 (USD)	0.0465	01.05.20
FAWF US High Income Fund A 주식 (USD)	0.0431	01.06.20
FAWF US High Income Fund A 주식 (USD)	0.0426	01.07.20
FAWF US High Income Fund A 주식 (USD)	0.0461	03.08.20
FAWF US High Income Fund A 주식 (USD)	0.0373	01.09.20
FAWF US High Income Fund A 주식 (USD)	0.0470	01.10.20
FIRST All Country World Fund I 주식 (USD)	0.1157	03.08.20
FIRST Developed World Fund I 주식 (USD)	0.1223	03.08.20
Fidelity TargetTM 2020 Fund A 주식 (USD)	0.1656	03.08.20
Fidelity TargetTM 2025 (Euro) Fund A 주식 (EUR)	0.0517	03.08.20
Fidelity TargetTM 2040 (Euro) Fund A 주식 (EUR)	0.0220	03.08.20
Fidelity TargetTM 2045 (Euro) Fund A 주식 (EUR)	0.0094	03.08.20
Fidelity TargetTM 2050 (Euro) Fund A 주식 (EUR)	0.0088	03.08.20
Flexible Bond Fund A 주식 (EUR) (EUR/GBP 헤지)	0.1542	03.08.20
Flexible Bond Fund A 주식 (GBP)	0.0012	01.05.20
Flexible Bond Fund A 주식 (GBP)	0.0016	03.08.20
Flexible Bond Fund E-MDIST 주식 (EUR) (EUR/GBP 헤지)	0.0061	01.05.20
Flexible Bond Fund E-MDIST 주식 (EUR) (EUR/GBP 헤지)	0.0108	01.06.20
Flexible Bond Fund E-MDIST 주식 (EUR) (EUR/GBP 헤지)	0.0107	01.07.20
Flexible Bond Fund E-MDIST 주식 (EUR) (EUR/GBP 헤지)	0.0117	03.08.20
Flexible Bond Fund E-MDIST 주식 (EUR) (EUR/GBP 헤지)	0.0086	01.09.20
Flexible Bond Fund E-MDIST 주식 (EUR) (EUR/GBP 헤지)	0.0112	01.10.20
Flexible Bond Fund I 주식 (GBP)	0.0083	03.08.20
Flexible Bond Fund Y 주식 (EUR) (EUR/GBP 헤지)	0.0529	01.05.20
Flexible Bond Fund Y 주식 (EUR) (EUR/GBP 헤지)	0.0659	03.08.20
Flexible Bond Fund Y 주식 (GBP)	0.0056	01.05.20

재무제표 주석 - 계속

하위 펀드 이름	주당 배당	배당락 날짜
Flexible Bond Fund Y 주식 (GBP)	0.0069	03.08.20
Flexible Bond Fund Y 주식 (USD) (USD/GBP 헤지)	0.0581	01.05.20
Flexible Bond Fund Y 주식 (USD) (USD/GBP 헤지)	0.0728	03.08.20
France Fund A 주식 (EUR)	0.3128	03.08.20
Germany Fund A 주식 (EUR)	0.0068	03.08.20
Germany Fund Y 주식 (EUR)	0.1072	03.08.20
Global Bond Fund A 주식 (USD)	0.0120	03.08.20
Global Corporate Bond Fund X 주식 (USD)	0.2532	03.08.20
Global Dividend Fund A-GDIST 주식 (EUR)	0.2020	03.08.20
Global Dividend Fund A-HMDIST (G) 주식 (AUD) (헤지)	0.0372	01.05.20
Global Dividend Fund A-HMDIST (G) 주식 (AUD) (헤지)	0.0343	01.06.20
Global Dividend Fund A-HMDIST (G) 주식 (AUD) (헤지)	0.0352	01.07.20
Global Dividend Fund A-HMDIST (G) 주식 (AUD) (헤지)	0.0357	03.08.20
Global Dividend Fund A-HMDIST (G) 주식 (AUD) (헤지)	0.0347	01.09.20
Global Dividend Fund A-HMDIST (G) 주식 (AUD) (헤지)	0.0348	01.10.20
Global Dividend Fund A-HMDIST (G) 주식 (PLN) (헤지)	0.0376	01.05.20
Global Dividend Fund A-HMDIST (G) 주식 (PLN) (헤지)	0.0340	01.06.20
Global Dividend Fund A-HMDIST (G) 주식 (PLN) (헤지)	0.0336	01.07.20
Global Dividend Fund A-HMDIST (G) 주식 (PLN) (헤지)	0.0318	03.08.20
Global Dividend Fund A-HMDIST (G) 주식 (PLN) (헤지)	0.0306	01.09.20
Global Dividend Fund A-HMDIST (G) 주식 (PLN) (헤지)	0.0303	01.10.20
Global Dividend Fund A-HMDIST (G) 주식 (RMB) (헤지)	0.4539	01.05.20
Global Dividend Fund A-HMDIST (G) 주식 (RMB) (헤지)	0.4625	01.06.20
Global Dividend Fund A-HMDIST (G) 주식 (RMB) (헤지)	0.5620	01.07.20
Global Dividend Fund A-HMDIST (G) 주식 (RMB) (헤지)	0.5780	03.08.20
Global Dividend Fund A-HMDIST (G) 주식 (RMB) (헤지)	0.6149	01.09.20
Global Dividend Fund A-HMDIST (G) 주식 (RMB) (헤지)	0.6479	01.10.20
Global Dividend Fund A-MCDIST (G) 주식 (USD)	0.0399	01.05.20
Global Dividend Fund A-MCDIST (G) 주식 (USD)	0.0409	01.06.20
Global Dividend Fund A-MCDIST (G) 주식 (USD)	0.0420	01.07.20
Global Dividend Fund A-MCDIST (G) 주식 (USD)	0.0434	03.08.20
Global Dividend Fund A-MCDIST (G) 주식 (USD)	0.0440	01.09.20
Global Dividend Fund A-MCDIST (G) 주식 (USD)	0.0429	01.10.20
Global Dividend Fund A-MINCOME (G) 주식 (AUD) (헤지)	0.0345	01.05.20
Global Dividend Fund A-MINCOME (G) 주식 (AUD) (헤지)	0.0345	01.06.20
Global Dividend Fund A-MINCOME (G) 주식 (AUD) (헤지)	0.0345	01.07.20
Global Dividend Fund A-MINCOME (G) 주식 (AUD) (헤지)	0.0345	03.08.20
Global Dividend Fund A-MINCOME (G) 주식 (AUD) (헤지)	0.0345	01.09.20
Global Dividend Fund A-MINCOME (G) 주식 (AUD) (헤지)	0.0345	01.10.20
Global Dividend Fund A-MINCOME (G) 주식 (EUR)	0.0437	01.05.20
Global Dividend Fund A-MINCOME (G) 주식 (EUR)	0.0437	01.06.20
Global Dividend Fund A-MINCOME (G) 주식 (EUR)	0.0437	01.07.20
Global Dividend Fund A-MINCOME (G) 주식 (EUR)	0.0437	03.08.20
Global Dividend Fund A-MINCOME (G) 주식 (EUR)	0.0437	01.09.20
Global Dividend Fund A-MINCOME (G) 주식 (EUR)	0.0437	01.10.20
Global Dividend Fund A-MINCOME (G) 주식 (HKD)	0.0367	01.05.20
Global Dividend Fund A-MINCOME (G) 주식 (HKD)	0.0367	01.06.20
Global Dividend Fund A-MINCOME (G) 주식 (HKD)	0.0367	01.07.20
Global Dividend Fund A-MINCOME (G) 주식 (HKD)	0.0367	03.08.20
Global Dividend Fund A-MINCOME (G) 주식 (HKD)	0.0367	01.09.20
Global Dividend Fund A-MINCOME (G) 주식 (HKD)	0.0367	01.10.20
Global Dividend Fund A-MINCOME (G) 주식 (HKD) (헤지)	0.0281	01.05.20

하위 펀드 이름	주당 배당	배당락 날짜
Global Dividend Fund A-MINCOME (G) 주식 (HKD) (헤지)	0.0281	01.06.20
Global Dividend Fund A-MINCOME (G) 주식 (HKD) (헤지)	0.0281	01.07.20
Global Dividend Fund A-MINCOME (G) 주식 (HKD) (헤지)	0.0281	03.08.20
Global Dividend Fund A-MINCOME (G) 주식 (HKD) (헤지)	0.0281	01.09.20
Global Dividend Fund A-MINCOME (G) 주식 (HKD) (헤지)	0.0281	01.10.20
Global Dividend Fund A-MINCOME (G) 주식 (SGD)	0.0040	01.05.20
Global Dividend Fund A-MINCOME (G) 주식 (SGD)	0.0040	01.06.20
Global Dividend Fund A-MINCOME (G) 주식 (SGD)	0.0040	01.07.20
Global Dividend Fund A-MINCOME (G) 주식 (SGD)	0.0040	03.08.20
Global Dividend Fund A-MINCOME (G) 주식 (SGD)	0.0040	01.09.20
Global Dividend Fund A-MINCOME (G) 주식 (SGD)	0.0040	01.10.20
Global Dividend Fund A-MINCOME (G) 주식 (SGD) (헤지)	0.0026	01.05.20
Global Dividend Fund A-MINCOME (G) 주식 (SGD) (헤지)	0.0026	01.06.20
Global Dividend Fund A-MINCOME (G) 주식 (SGD) (헤지)	0.0026	01.07.20
Global Dividend Fund A-MINCOME (G) 주식 (SGD) (헤지)	0.0026	03.08.20
Global Dividend Fund A-MINCOME (G) 주식 (SGD) (헤지)	0.0026	01.09.20
Global Dividend Fund A-MINCOME (G) 주식 (SGD) (헤지)	0.0026	01.10.20
Global Dividend Fund A-MINCOME (G) 주식 (USD)	0.0370	01.05.20
Global Dividend Fund A-MINCOME (G) 주식 (USD)	0.0370	01.06.20
Global Dividend Fund A-MINCOME (G) 주식 (USD)	0.0370	01.07.20
Global Dividend Fund A-MINCOME (G) 주식 (USD)	0.0370	03.08.20
Global Dividend Fund A-MINCOME (G) 주식 (USD)	0.0370	01.09.20
Global Dividend Fund A-MINCOME (G) 주식 (USD)	0.0370	01.10.20
Global Dividend Fund A-MINCOME (G) 주식 (USD) (헤지)	0.0288	01.05.20
Global Dividend Fund A-MINCOME (G) 주식 (USD) (헤지)	0.0288	01.06.20
Global Dividend Fund A-MINCOME (G) 주식 (USD) (헤지)	0.0288	01.07.20
Global Dividend Fund A-MINCOME (G) 주식 (USD) (헤지)	0.0288	03.08.20
Global Dividend Fund A-MINCOME (G) 주식 (USD) (헤지)	0.0288	01.09.20
Global Dividend Fund A-MINCOME (G) 주식 (USD) (헤지)	0.0288	01.10.20
Global Dividend Fund A-QINCOME (G) 주식 (EUR)	0.1321	01.05.20
Global Dividend Fund A-QINCOME (G) 주식 (EUR)	0.1321	03.08.20
Global Dividend Fund A-QINCOME (G) 주식 (USD)	0.1109	01.05.20
Global Dividend Fund A-QINCOME (G) 주식 (USD)	0.1109	03.08.20
Global Dividend Fund D-MINCOME (G) 주식 (EUR) (헤지)	0.0262	01.05.20
Global Dividend Fund D-MINCOME (G) 주식 (EUR) (헤지)	0.0262	01.06.20
Global Dividend Fund D-MINCOME (G) 주식 (EUR) (헤지)	0.0262	01.07.20
Global Dividend Fund D-MINCOME (G) 주식 (EUR) (헤지)	0.0262	03.08.20
Global Dividend Fund D-MINCOME (G) 주식 (EUR) (헤지)	0.0262	01.09.20
Global Dividend Fund D-MINCOME (G) 주식 (EUR) (헤지)	0.0262	01.10.20
Global Dividend Fund D-QINCOME (G) 주식 (EUR)	0.0812	01.05.20
Global Dividend Fund D-QINCOME (G) 주식 (EUR)	0.0812	03.08.20
Global Dividend Fund E-MINCOME (G) 주식 (EUR) (헤지)	0.0345	01.05.20
Global Dividend Fund E-MINCOME (G) 주식 (EUR) (헤지)	0.0345	01.06.20
Global Dividend Fund E-MINCOME (G) 주식 (EUR) (헤지)	0.0345	01.07.20
Global Dividend Fund E-MINCOME (G) 주식 (EUR) (헤지)	0.0345	03.08.20
Global Dividend Fund E-MINCOME (G) 주식 (EUR) (헤지)	0.0345	01.09.20
Global Dividend Fund E-MINCOME (G) 주식 (EUR) (헤지)	0.0345	01.10.20
Global Dividend Fund SR-MINCOME (G) 주식 (SGD)	0.0028	01.05.20
Global Dividend Fund SR-MINCOME (G) 주식 (SGD)	0.0028	01.06.20
Global Dividend Fund SR-MINCOME (G) 주식 (SGD)	0.0028	01.07.20
Global Dividend Fund SR-MINCOME (G) 주식 (SGD)	0.0028	03.08.20
Global Dividend Fund SR-MINCOME (G) 주식 (SGD)	0.0028	01.09.20

재무제표 주석 - 계속

하위 펀드 이름	주당 배당	배당락 날짜
Global Dividend Fund SR-MINCOME (G) 주식 (SGD)	0.0028	01.10.20
Global Dividend Fund W-QINCOME (G) 주식 (GBP)	0.0111	01.05.20
Global Dividend Fund W-QINCOME (G) 주식 (GBP)	0.0111	03.08.20
Global Dividend Fund W-QINCOME (G) 주식 (GBP) (헤지)	0.0085	01.05.20
Global Dividend Fund W-QINCOME (G) 주식 (GBP) (헤지)	0.0085	03.08.20
Global Dividend Fund Y 주식 (EUR)	0.1788	03.08.20
Global Dividend Fund Y-QINCOME (G) 주식 (EUR)	0.0867	01.05.20
Global Dividend Fund Y-QINCOME (G) 주식 (EUR)	0.0867	03.08.20
Global Dividend Fund Y-QINCOME (G) 주식 (USD)	0.0837	01.05.20
Global Dividend Fund Y-QINCOME (G) 주식 (USD)	0.0837	03.08.20
Global Equity Income Fund A-MINCOME (G) 주식 (EUR)	0.0268	01.05.20
Global Equity Income Fund A-MINCOME (G) 주식 (EUR)	0.0268	01.06.20
Global Equity Income Fund A-MINCOME (G) 주식 (EUR)	0.0268	01.07.20
Global Equity Income Fund A-MINCOME (G) 주식 (EUR)	0.0268	03.08.20
Global Equity Income Fund A-MINCOME (G) 주식 (EUR)	0.0268	01.09.20
Global Equity Income Fund A-MINCOME (G) 주식 (EUR)	0.0268	01.10.20
Global Equity Income Fund I 주식 (USD)	0.0397	01.05.20
Global Equity Income Fund I 주식 (USD)	0.0746	03.08.20
Global Financial Services Fund A 주식 (EUR)	0.0831	03.08.20
Global Financial Services Fund A 주식 (GBP)	0.0015	03.08.20
Global Financial Services Fund A 주식 (USD)	0.0312	03.08.20
Global Financial Services Fund Y 주식 (EUR)	0.1814	03.08.20
Global Focus Fund Y 주식 (EUR)	0.0284	03.08.20
Global Health Care Fund Y 주식 (EUR)	0.0151	03.08.20
Global High Yield Fund A 주식 (EUR) (헤지)	0.3795	03.08.20
Global High Yield Fund A-MINCOME 주식 (EUR) (헤지)	0.0353	01.05.20
Global High Yield Fund A-MINCOME 주식 (EUR) (헤지)	0.0353	01.06.20
Global High Yield Fund A-MINCOME 주식 (EUR) (헤지)	0.0353	01.07.20
Global High Yield Fund A-MINCOME 주식 (EUR) (헤지)	0.0353	03.08.20
Global High Yield Fund A-MINCOME 주식 (EUR) (헤지)	0.0353	01.09.20
Global High Yield Fund A-MINCOME 주식 (EUR) (헤지)	0.0353	01.10.20
Global High Yield Fund E-MINCOME 주식 (EUR) (헤지)	0.0316	01.05.20
Global High Yield Fund E-MINCOME 주식 (EUR) (헤지)	0.0316	01.06.20
Global High Yield Fund E-MINCOME 주식 (EUR) (헤지)	0.0316	01.07.20
Global High Yield Fund E-MINCOME 주식 (EUR) (헤지)	0.0316	03.08.20
Global High Yield Fund E-MINCOME 주식 (EUR) (헤지)	0.0316	01.09.20
Global High Yield Fund E-MINCOME 주식 (EUR) (헤지)	0.0316	01.10.20
Global High Yield Fund I 주식 (EUR) (헤지)	0.4489	03.08.20
Global High Yield Fund Y-MINCOME 주식 (EUR) (헤지)	0.0393	01.05.20
Global High Yield Fund Y-MINCOME 주식 (EUR) (헤지)	0.0393	01.06.20
Global High Yield Fund Y-MINCOME 주식 (EUR) (헤지)	0.0393	01.07.20
Global High Yield Fund Y-MINCOME 주식 (EUR) (헤지)	0.0393	03.08.20
Global High Yield Fund Y-MINCOME 주식 (EUR) (헤지)	0.0393	01.09.20
Global High Yield Fund Y-MINCOME 주식 (EUR) (헤지)	0.0393	01.10.20
Global Hybrids Bond Fund I 주식 (EUR)	0.3983	03.08.20
Global Hybrids Bond Fund Y 주식 (EUR)	0.3771	03.08.20
Global Hybrids Bond Fund Y 주식 (EUR) (헤지)	0.3735	03.08.20
Global Hybrids Bond Fund Y 주식 (USD)	0.3739	03.08.20
Global Income Fund A-HMDIST (G) 주식 (AUD) (헤지)	0.0297	01.05.20
Global Income Fund A-HMDIST (G) 주식 (AUD) (헤지)	0.0315	01.06.20
Global Income Fund A-HMDIST (G) 주식 (AUD) (헤지)	0.0327	01.07.20
Global Income Fund A-HMDIST (G) 주식 (AUD) (헤지)	0.0320	03.08.20

하위 펀드 이름	주당 배당	배당락 날짜
Global Income Fund A-HMDIST (G) 주식 (AUD) (헤지)	0.0317	01.09.20
Global Income Fund A-HMDIST (G) 주식 (AUD) (헤지)	0.0317	01.10.20
Global Income Fund A-MCDIST (G) 주식 (USD)	0.0516	01.06.20
Global Income Fund A-MCDIST (G) 주식 (USD)	0.0521	01.07.20
Global Income Fund A-MCDIST (G) 주식 (USD)	0.0531	03.08.20
Global Income Fund A-MCDIST (G) 주식 (USD)	0.0530	01.09.20
Global Income Fund A-MCDIST (G) 주식 (USD)	0.0527	01.10.20
Global Income Fund A-MDIST 주식 (USD)	0.0179	01.05.20
Global Income Fund A-MDIST 주식 (USD)	0.0195	01.06.20
Global Income Fund A-MDIST 주식 (USD)	0.0202	01.07.20
Global Income Fund A-MDIST 주식 (USD)	0.0216	03.08.20
Global Income Fund A-MDIST 주식 (USD)	0.0189	01.09.20
Global Income Fund A-MDIST 주식 (USD)	0.0229	01.10.20
Global Income Fund A-MINCOME (G) 주식 (HKD) (헤지)	0.0347	01.05.20
Global Income Fund A-MINCOME (G) 주식 (HKD) (헤지)	0.0347	01.06.20
Global Income Fund A-MINCOME (G) 주식 (HKD) (헤지)	0.0347	01.07.20
Global Income Fund A-MINCOME (G) 주식 (HKD) (헤지)	0.0347	03.08.20
Global Income Fund A-MINCOME (G) 주식 (HKD) (헤지)	0.0347	01.09.20
Global Income Fund A-MINCOME (G) 주식 (HKD) (헤지)	0.0347	01.10.20
Global Income Fund A-MINCOME (G) 주식 (USD)	0.0329	01.05.20
Global Income Fund A-MINCOME (G) 주식 (USD)	0.0329	01.06.20
Global Income Fund A-MINCOME (G) 주식 (USD)	0.0329	01.07.20
Global Income Fund A-MINCOME (G) 주식 (USD)	0.0329	03.08.20
Global Income Fund A-MINCOME (G) 주식 (USD)	0.0329	01.09.20
Global Income Fund A-MINCOME (G) 주식 (USD)	0.0329	01.10.20
Global Income Fund A-MINCOME (G) 주식 (USD) (헤지)	0.0340	01.05.20
Global Income Fund A-MINCOME (G) 주식 (USD) (헤지)	0.0340	01.06.20
Global Income Fund A-MINCOME (G) 주식 (USD) (헤지)	0.0340	01.07.20
Global Income Fund A-MINCOME (G) 주식 (USD) (헤지)	0.0340	03.08.20
Global Income Fund A-MINCOME (G) 주식 (USD) (헤지)	0.0340	01.09.20
Global Income Fund A-MINCOME (G) 주식 (USD) (헤지)	0.0340	01.10.20
Global Income Fund A-QINCOME (G) 주식 (EUR) (헤지)	0.0953	01.05.20
Global Income Fund A-QINCOME (G) 주식 (EUR) (헤지)	0.0953	03.08.20
Global Income Fund E-QINCOME (G) 주식 (EUR) (헤지)	0.0924	01.05.20
Global Income Fund E-QINCOME (G) 주식 (EUR) (헤지)	0.0924	03.08.20
Global Income Fund E-QINCOME (G) 주식 (USD)	0.1004	01.05.20
Global Income Fund E-QINCOME (G) 주식 (USD)	0.1004	03.08.20
Global Income Fund Rentenanlage Zinsertrag A 주식 (EUR) (헤지)	0.2315	03.08.20
Global Industrials Fund A 주식 (EUR)	0.1151	03.08.20
Global Industrials Fund A 주식 (GBP)	0.0021	03.08.20
Global Industrials Fund Y 주식 (EUR)	0.1488	03.08.20
Global Inflation-linked Bond Fund X 주식 (USD)	0.0533	03.08.20
Global Inflation-linked Bond Fund Y 주식 (GBP) (헤지)	0.0017	03.08.20
Global Infrastructure Fund A 주식 (EUR)	0.2936	03.08.20
Global Infrastructure Fund A 주식 (GBP)	0.0091	03.08.20
Global Infrastructure Fund A-MINCOME (G) 주식 (AUD) (헤지)	0.0379	01.05.20
Global Infrastructure Fund A-MINCOME (G) 주식 (AUD) (헤지)	0.0379	01.06.20
Global Infrastructure Fund A-MINCOME (G) 주식 (AUD) (헤지)	0.0379	01.07.20
Global Infrastructure Fund A-MINCOME (G) 주식 (AUD) (헤지)	0.0379	03.08.20
Global Infrastructure Fund A-MINCOME (G) 주식 (AUD) (헤지)	0.0379	01.09.20
Global Infrastructure Fund A-MINCOME (G) 주식 (AUD) (헤지)	0.0379	01.10.20
Global Infrastructure Fund A-MINCOME (G) 주식 (HKD) (헤지)	0.0378	01.05.20

재무제표 주석 - 계속

하위 펀드 이름	주당 배당	배당락 날짜
Global Infrastructure Fund A-MINCOME (G) 주식 (HKD) (헤지)	0.0378	01.06.20
Global Infrastructure Fund A-MINCOME (G) 주식 (HKD) (헤지)	0.0378	01.07.20
Global Infrastructure Fund A-MINCOME (G) 주식 (HKD) (헤지)	0.0378	03.08.20
Global Infrastructure Fund A-MINCOME (G) 주식 (HKD) (헤지)	0.0378	01.09.20
Global Infrastructure Fund A-MINCOME (G) 주식 (HKD) (헤지)	0.0378	01.10.20
Global Infrastructure Fund A-MINCOME (G) 주식 (USD) (헤지)	0.0378	01.05.20
Global Infrastructure Fund A-MINCOME (G) 주식 (USD) (헤지)	0.0378	01.06.20
Global Infrastructure Fund A-MINCOME (G) 주식 (USD) (헤지)	0.0378	01.07.20
Global Infrastructure Fund A-MINCOME (G) 주식 (USD) (헤지)	0.0378	03.08.20
Global Infrastructure Fund A-MINCOME (G) 주식 (USD) (헤지)	0.0378	01.09.20
Global Infrastructure Fund A-MINCOME (G) 주식 (USD) (헤지)	0.0378	01.10.20
Global Infrastructure Fund Y 주식 (EUR)	0.4435	03.08.20
Global Low Volatility Equity Fund A-MINCOME (G) 주식 (SGD) (SGD/USD 헤지)	0.0016	01.05.20
Global Low Volatility Equity Fund A-MINCOME (G) 주식 (SGD) (SGD/USD 헤지)	0.0016	01.06.20
Global Low Volatility Equity Fund A-MINCOME (G) 주식 (SGD) (SGD/USD 헤지)	0.0012	01.07.20
Global Low Volatility Equity Fund A-MINCOME (G) 주식 (SGD) (SGD/USD 헤지)	0.0012	03.08.20
Global Low Volatility Equity Fund A-MINCOME (G) 주식 (SGD) (SGD/USD 헤지)	0.0012	01.09.20
Global Low Volatility Equity Fund A-MINCOME (G) 주식 (SGD) (SGD/USD 헤지)	0.0012	01.10.20
Global Low Volatility Equity Fund A-MINCOME (G) 주식 (USD)	0.0179	01.05.20
Global Low Volatility Equity Fund A-MINCOME (G) 주식 (USD)	0.0179	01.06.20
Global Low Volatility Equity Fund A-MINCOME (G) 주식 (USD)	0.0146	01.07.20
Global Low Volatility Equity Fund A-MINCOME (G) 주식 (USD)	0.0146	03.08.20
Global Low Volatility Equity Fund A-MINCOME (G) 주식 (USD)	0.0146	01.09.20
Global Low Volatility Equity Fund A-MINCOME (G) 주식 (USD)	0.0146	01.10.20
Global Low Volatility Equity Fund I 주식 (GBP)	0.0179	03.08.20
Global Low Volatility Equity Fund W 주식 (GBP)	0.0116	03.08.20
Global Multi Asset Income Fund A 주식 (EUR)	0.3078	03.08.20
Global Multi Asset Income Fund A-HMDIST (G) 주식 (AUD) (헤지)	0.0364	01.05.20
Global Multi Asset Income Fund A-HMDIST (G) 주식 (AUD) (헤지)	0.0364	01.06.20
Global Multi Asset Income Fund A-HMDIST (G) 주식 (AUD) (헤지)	0.0357	01.07.20
Global Multi Asset Income Fund A-HMDIST (G) 주식 (AUD) (헤지)	0.0363	03.08.20
Global Multi Asset Income Fund A-HMDIST (G) 주식 (AUD) (헤지)	0.0361	01.09.20
Global Multi Asset Income Fund A-HMDIST (G) 주식 (AUD) (헤지)	0.0363	01.10.20
Global Multi Asset Income Fund A-HMDIST (G) 주식 (PLN) (PLN/USD 헤지)	0.0364	01.05.20
Global Multi Asset Income Fund A-HMDIST (G) 주식 (PLN) (PLN/USD 헤지)	0.0385	01.06.20
Global Multi Asset Income Fund A-HMDIST (G) 주식 (PLN) (PLN/USD 헤지)	0.0420	01.07.20
Global Multi Asset Income Fund A-HMDIST (G) 주식 (PLN) (PLN/USD 헤지)	0.0395	03.08.20
Global Multi Asset Income Fund A-HMDIST (G) 주식 (PLN) (PLN/USD 헤지)	0.0388	01.09.20
Global Multi Asset Income Fund A-HMDIST (G) 주식 (PLN) (PLN/USD 헤지)	0.0386	01.10.20
Global Multi Asset Income Fund A-MCDIST (G) 주식 (SGD) (SGD/USD 헤지)	0.0046	01.05.20
Global Multi Asset Income Fund A-MCDIST (G) 주식 (SGD) (SGD/USD 헤지)	0.0047	01.06.20
Global Multi Asset Income Fund A-MCDIST (G) 주식 (SGD) (SGD/USD 헤지)	0.0048	01.07.20
Global Multi Asset Income Fund A-MCDIST (G) 주식 (SGD) (SGD/USD 헤지)	0.0049	03.08.20
Global Multi Asset Income Fund A-MCDIST (G) 주식 (SGD) (SGD/USD 헤지)	0.0049	01.09.20
Global Multi Asset Income Fund A-MCDIST (G) 주식 (SGD) (SGD/USD 헤지)	0.0048	01.10.20
Global Multi Asset Income Fund A-MCDIST (G) 주식 (USD)	0.0472	01.05.20
Global Multi Asset Income Fund A-MCDIST (G) 주식 (USD)	0.0483	01.06.20
Global Multi Asset Income Fund A-MCDIST (G) 주식 (USD)	0.0489	01.07.20
Global Multi Asset Income Fund A-MCDIST (G) 주식 (USD)	0.0498	03.08.20
Global Multi Asset Income Fund A-MCDIST (G) 주식 (USD)	0.0500	01.09.20
Global Multi Asset Income Fund A-MCDIST (G) 주식 (USD)	0.0492	01.10.20
Global Multi Asset Income Fund A-MDIST 주식 (EUR)	0.0210	01.05.20

하위 펀드 이름	주당 배당	배당락 날짜
Global Multi Asset Income Fund A-MDIST 주식 (EUR)	0.0348	01.06.20
Global Multi Asset Income Fund A-MDIST 주식 (EUR)	0.0215	01.07.20
Global Multi Asset Income Fund A-MDIST 주식 (EUR)	0.0254	03.08.20
Global Multi Asset Income Fund A-MDIST 주식 (EUR)	0.0206	01.09.20
Global Multi Asset Income Fund A-MDIST 주식 (EUR)	0.0224	01.10.20
Global Multi Asset Income Fund A-MINCOME (G) 주식 (AUD) (헤지)	0.0387	01.05.20
Global Multi Asset Income Fund A-MINCOME (G) 주식 (AUD) (헤지)	0.0387	01.06.20
Global Multi Asset Income Fund A-MINCOME (G) 주식 (AUD) (헤지)	0.0387	01.07.20
Global Multi Asset Income Fund A-MINCOME (G) 주식 (AUD) (헤지)	0.0387	03.08.20
Global Multi Asset Income Fund A-MINCOME (G) 주식 (AUD) (헤지)	0.0387	01.09.20
Global Multi Asset Income Fund A-MINCOME (G) 주식 (AUD) (헤지)	0.0387	01.10.20
Global Multi Asset Income Fund A-MINCOME (G) 주식 (HKD)	0.0354	01.05.20
Global Multi Asset Income Fund A-MINCOME (G) 주식 (HKD)	0.0354	01.06.20
Global Multi Asset Income Fund A-MINCOME (G) 주식 (HKD)	0.0354	01.07.20
Global Multi Asset Income Fund A-MINCOME (G) 주식 (HKD)	0.0354	03.08.20
Global Multi Asset Income Fund A-MINCOME (G) 주식 (HKD)	0.0354	01.09.20
Global Multi Asset Income Fund A-MINCOME (G) 주식 (HKD)	0.0354	01.10.20
Global Multi Asset Income Fund A-MINCOME (G) 주식 (JPY) (헤지)	3.6541	01.05.20
Global Multi Asset Income Fund A-MINCOME (G) 주식 (JPY) (헤지)	3.6541	01.06.20
Global Multi Asset Income Fund A-MINCOME (G) 주식 (JPY) (헤지)	3.6541	01.07.20
Global Multi Asset Income Fund A-MINCOME (G) 주식 (JPY) (헤지)	3.4713	03.08.20
Global Multi Asset Income Fund A-MINCOME (G) 주식 (JPY) (헤지)	3.4713	01.09.20
Global Multi Asset Income Fund A-MINCOME (G) 주식 (JPY) (헤지)	3.4713	01.10.20
Global Multi Asset Income Fund A-MINCOME (G) 주식 (SGD)	0.0038	01.05.20
Global Multi Asset Income Fund A-MINCOME (G) 주식 (SGD)	0.0038	01.06.20
Global Multi Asset Income Fund A-MINCOME (G) 주식 (SGD)	0.0038	01.07.20
Global Multi Asset Income Fund A-MINCOME (G) 주식 (SGD)	0.0038	03.08.20
Global Multi Asset Income Fund A-MINCOME (G) 주식 (SGD)	0.0038	01.09.20
Global Multi Asset Income Fund A-MINCOME (G) 주식 (SGD)	0.0038	01.10.20
Global Multi Asset Income Fund A-MINCOME (G) 주식 (SGD) (SGD/USD 헤지)	0.0037	01.05.20
Global Multi Asset Income Fund A-MINCOME (G) 주식 (SGD) (SGD/USD 헤지)	0.0037	01.06.20
Global Multi Asset Income Fund A-MINCOME (G) 주식 (SGD) (SGD/USD 헤지)	0.0037	01.07.20
Global Multi Asset Income Fund A-MINCOME (G) 주식 (SGD) (SGD/USD 헤지)	0.0037	03.08.20
Global Multi Asset Income Fund A-MINCOME (G) 주식 (SGD) (SGD/USD 헤지)	0.0037	01.09.20
Global Multi Asset Income Fund A-MINCOME (G) 주식 (SGD) (SGD/USD 헤지)	0.0037	01.10.20
Global Multi Asset Income Fund A-MINCOME (G) 주식 (USD)	0.0351	01.05.20
Global Multi Asset Income Fund A-MINCOME (G) 주식 (USD)	0.0351	01.06.20
Global Multi Asset Income Fund A-MINCOME (G) 주식 (USD)	0.0351	01.07.20
Global Multi Asset Income Fund A-MINCOME (G) 주식 (USD)	0.0351	03.08.20
Global Multi Asset Income Fund A-MINCOME (G) 주식 (USD)	0.0351	01.09.20
Global Multi Asset Income Fund A-MINCOME (G) 주식 (USD)	0.0351	01.10.20
Global Multi Asset Income Fund A-QINCOME (G) 주식 (EUR) (헤지)	0.1000	01.05.20
Global Multi Asset Income Fund A-QINCOME (G) 주식 (EUR) (헤지)	0.1000	03.08.20
Global Multi Asset Income Fund A-QINCOME (G) 주식 (SGD)	0.0118	01.05.20
Global Multi Asset Income Fund A-QINCOME (G) 주식 (SGD)	0.0118	03.08.20
Global Multi Asset Income Fund D-MINCOME (G) 주식 (EUR)	0.0381	01.05.20
Global Multi Asset Income Fund D-MINCOME (G) 주식 (EUR)	0.0381	01.06.20
Global Multi Asset Income Fund D-MINCOME (G) 주식 (EUR)	0.0381	01.07.20
Global Multi Asset Income Fund D-MINCOME (G) 주식 (EUR)	0.0381	03.08.20
Global Multi Asset Income Fund D-MINCOME (G) 주식 (EUR)	0.0381	01.09.20
Global Multi Asset Income Fund D-MINCOME (G) 주식 (EUR)	0.0381	01.10.20
Global Multi Asset Income Fund D-QINCOME (G) 주식 (EUR) (헤지)	0.1048	01.05.20

재무제표 주석 - 계속

하위 펀드 이름	주당 배당	배당락 날짜
Global Multi Asset Income Fund D-QINCOME (G) 주식 (EUR) (헤지)	0.0995	03.08.20
Global Multi Asset Income Fund E-QINCOME (G) 주식 (EUR) (헤지)	0.0954	01.05.20
Global Multi Asset Income Fund E-QINCOME (G) 주식 (EUR) (헤지)	0.0906	03.08.20
Global Multi Asset Income Fund E-QINCOME (G) 주식 (USD)	0.1065	01.05.20
Global Multi Asset Income Fund E-QINCOME (G) 주식 (USD)	0.1065	03.08.20
Global Multi Asset Income Fund I 주식 (EUR) (EUR/USD 헤지)	0.2035	03.08.20
Global Multi Asset Income Fund I-GMDIST 주식 (GBP)	0.0035	01.05.20
Global Multi Asset Income Fund I-GMDIST 주식 (GBP)	0.0050	01.06.20
Global Multi Asset Income Fund I-GMDIST 주식 (GBP)	0.0038	01.07.20
Global Multi Asset Income Fund I-GMDIST 주식 (GBP)	0.0041	03.08.20
Global Multi Asset Income Fund I-GMDIST 주식 (GBP)	0.0035	01.09.20
Global Multi Asset Income Fund I-GMDIST 주식 (GBP)	0.0039	01.10.20
Global Multi Asset Income Fund X-QDIST 주식 (EUR) (EUR/USD 헤지)	0.0955	01.05.20
Global Multi Asset Income Fund X-QDIST 주식 (EUR) (EUR/USD 헤지)	0.1166	03.08.20
Global Multi Asset Income Fund Y-MINCOME (G) 주식 (GBP) (GBP/USD 헤지)	0.0035	01.05.20
Global Multi Asset Income Fund Y-MINCOME (G) 주식 (GBP) (GBP/USD 헤지)	0.0035	01.06.20
Global Multi Asset Income Fund Y-MINCOME (G) 주식 (GBP) (GBP/USD 헤지)	0.0035	01.07.20
Global Multi Asset Income Fund Y-MINCOME (G) 주식 (GBP) (GBP/USD 헤지)	0.0035	03.08.20
Global Multi Asset Income Fund Y-MINCOME (G) 주식 (GBP) (GBP/USD 헤지)	0.0035	01.09.20
Global Multi Asset Income Fund Y-MINCOME (G) 주식 (GBP) (GBP/USD 헤지)	0.0035	01.10.20
Global Multi Asset Income Fund Y-MINCOME (G) 주식 (USD)	0.0368	01.05.20
Global Multi Asset Income Fund Y-MINCOME (G) 주식 (USD)	0.0368	01.06.20
Global Multi Asset Income Fund Y-MINCOME (G) 주식 (USD)	0.0368	01.07.20
Global Multi Asset Income Fund Y-MINCOME (G) 주식 (USD)	0.0368	03.08.20
Global Multi Asset Income Fund Y-MINCOME (G) 주식 (USD)	0.0368	01.09.20
Global Multi Asset Income Fund Y-MINCOME (G) 주식 (USD)	0.0368	01.10.20
Global Multi Asset Income Fund Y-QINCOME (G) 주식 (EUR) (헤지)	0.1043	01.05.20
Global Multi Asset Income Fund Y-QINCOME (G) 주식 (EUR) (헤지)	0.0990	03.08.20
Global Multi Asset Income Fund Zins & Dividende A-GDIST 주식 (EUR) (헤지)	0.4035	03.08.20
Global Multi Asset Tactical Defensive Fund A 주식 (EUR)	0.1943	03.08.20
Global Multi Asset Tactical Defensive Fund Vermoegens. Def A Shares (EUR) (EUR/USD hedged)	0.1499	03.08.20
Global Multi Asset Tactical Moderate Fund A 주식 (EUR)	0.2050	03.08.20
Global Multi Asset Tactical Moderate Fund A 주식 (USD)	0.1799	03.08.20
Global Multi Asset Tactical Moderate Fund Vermoegens. Mod A Shares (EUR) (EUR/USD hedged)	0.1564	03.08.20
Global Property Fund A 주식 (EUR)	0.1028	03.08.20
Global Property Fund A 주식 (GBP)	0.0062	03.08.20
Global Property Fund A 주식 (USD)	0.0976	03.08.20
Global Property Fund X 주식 (USD)	0.2329	03.08.20
Global Short Duration Income Fund A-MDIST 주식 (EUR)	0.0125	01.05.20
Global Short Duration Income Fund A-MDIST 주식 (EUR)	0.0133	01.06.20
Global Short Duration Income Fund A-MDIST 주식 (EUR)	0.0142	01.07.20
Global Short Duration Income Fund A-MDIST 주식 (EUR)	0.0146	03.08.20
Global Short Duration Income Fund A-MDIST 주식 (EUR)	0.0122	01.09.20
Global Short Duration Income Fund A-MDIST 주식 (EUR)	0.0147	01.10.20
Global Short Duration Income Fund A-MDIST 주식 (USD)	0.0109	01.05.20
Global Short Duration Income Fund A-MDIST 주식 (USD)	0.0117	01.06.20
Global Short Duration Income Fund A-MDIST 주식 (USD)	0.0129	01.07.20
Global Short Duration Income Fund A-MDIST 주식 (USD)	0.0135	03.08.20
Global Short Duration Income Fund A-MDIST 주식 (USD)	0.0116	01.09.20
Global Short Duration Income Fund A-MDIST 주식 (USD)	0.0140	01.10.20
Global Short Duration Income Fund A-MINCOME 주식 (EUR)	0.0082	01.05.20
Global Short Duration Income Fund A-MINCOME 주식 (EUR)	0.0082	01.06.20

하위 펀드 이름	주당 배당	배당락 날짜
Global Short Duration Income Fund A-MINCOME 주식 (EUR)	0.0082	01.07.20
Global Short Duration Income Fund A-MINCOME 주식 (EUR)	0.0082	03.08.20
Global Short Duration Income Fund A-MINCOME 주식 (EUR)	0.0082	01.09.20
Global Short Duration Income Fund A-MINCOME 주식 (EUR)	0.0082	01.10.20
Global Short Duration Income Fund A-QINCOME (G) 주식 (EUR) (EUR/USD 헤지)	0.0249	01.05.20
Global Short Duration Income Fund A-QINCOME (G) 주식 (EUR) (EUR/USD 헤지)	0.0249	03.08.20
Global Short Duration Income Fund E-MDIST 주식 (EUR)	0.0106	01.05.20
Global Short Duration Income Fund E-MDIST 주식 (EUR)	0.0115	01.06.20
Global Short Duration Income Fund E-MDIST 주식 (EUR)	0.0123	01.07.20
Global Short Duration Income Fund E-MDIST 주식 (EUR)	0.0127	03.08.20
Global Short Duration Income Fund E-MDIST 주식 (EUR)	0.0105	01.09.20
Global Short Duration Income Fund E-MDIST 주식 (EUR)	0.0128	01.10.20
Global Short Duration Income Fund E-MINCOME 주식 (EUR)	0.0063	01.05.20
Global Short Duration Income Fund E-MINCOME 주식 (EUR)	0.0063	01.06.20
Global Short Duration Income Fund E-MINCOME 주식 (EUR)	0.0063	01.07.20
Global Short Duration Income Fund E-MINCOME 주식 (EUR)	0.0063	03.08.20
Global Short Duration Income Fund E-MINCOME 주식 (EUR)	0.0063	01.09.20
Global Short Duration Income Fund E-MINCOME 주식 (EUR)	0.0063	01.10.20
Global Short Duration Income Fund E-QINCOME (G) 주식 (EUR) (EUR/USD 헤지)	0.0249	01.05.20
Global Short Duration Income Fund E-QINCOME (G) 주식 (EUR) (EUR/USD 헤지)	0.0249	03.08.20
Global Technology Fund Y 주식 (EUR)	0.0865	03.08.20
Greater China Fund A 주식 (SGD)	0.0042	03.08.20
Greater China Fund A 주식 (USD)	0.4890	03.08.20
Greater China Multi Asset Growth & Income Fund A-HMDIST (G) 주식 (AUD) (AUD/USD 헤지)	0.0371	01.05.20
Greater China Multi Asset Growth & Income Fund A-HMDIST (G) 주식 (AUD) (AUD/USD 헤지)	0.0372	01.06.20
Greater China Multi Asset Growth & Income Fund A-HMDIST (G) 주식 (AUD) (AUD/USD 헤지)	0.0373	01.07.20
Greater China Multi Asset Growth & Income Fund A-HMDIST (G) 주식 (AUD) (AUD/USD 헤지)	0.0367	03.08.20
Greater China Multi Asset Growth & Income Fund A-HMDIST (G) 주식 (AUD) (AUD/USD 헤지)	0.0367	01.09.20
Greater China Multi Asset Growth & Income Fund A-HMDIST (G) 주식 (AUD) (AUD/USD 헤지)	0.0368	01.10.20
Greater China Multi Asset Growth & Income Fund A-MINCOME (G) 주식 (AUD) (AUD/USD 헤지)	0.0376	01.05.20
Greater China Multi Asset Growth & Income Fund A-MINCOME (G) 주식 (AUD) (AUD/USD 헤지)	0.0376	01.06.20
Greater China Multi Asset Growth & Income Fund A-MINCOME (G) 주식 (AUD) (AUD/USD 헤지)	0.0376	01.07.20
Greater China Multi Asset Growth & Income Fund A-MINCOME (G) 주식 (AUD) (AUD/USD 헤지)	0.0376	03.08.20
Greater China Multi Asset Growth & Income Fund A-MINCOME (G) 주식 (AUD) (AUD/USD 헤지)	0.0376	01.09.20
Greater China Multi Asset Growth & Income Fund A-MINCOME (G) 주식 (AUD) (AUD/USD 헤지)	0.0376	01.10.20
Greater China Multi Asset Growth & Income Fund A-MINCOME (G) 주식 (CAD) (CAD/USD 헤지)	0.0372	01.05.20
Greater China Multi Asset Growth & Income Fund A-MINCOME (G) 주식 (CAD) (CAD/USD 헤지)	0.0372	01.06.20
Greater China Multi Asset Growth & Income Fund A-MINCOME (G) 주식 (CAD) (CAD/USD 헤지)	0.0372	01.07.20
Greater China Multi Asset Growth & Income Fund A-MINCOME (G) 주식 (CAD) (CAD/USD 헤지)	0.0372	03.08.20
Greater China Multi Asset Growth & Income Fund A-MINCOME (G) 주식 (CAD) (CAD/USD 헤지)	0.0372	01.09.20
Greater China Multi Asset Growth & Income Fund A-MINCOME (G) 주식 (CAD) (CAD/USD 헤지)	0.0372	01.10.20
Greater China Multi Asset Growth & Income Fund A-MINCOME (G) 주식 (GBP) (GBP/USD 헤지)	0.0037	01.05.20
Greater China Multi Asset Growth & Income Fund A-MINCOME (G) 주식 (GBP) (GBP/USD 헤지)	0.0037	01.06.20
Greater China Multi Asset Growth & Income Fund A-MINCOME (G) 주식 (GBP) (GBP/USD 헤지)	0.0037	01.07.20
Greater China Multi Asset Growth & Income Fund A-MINCOME (G) 주식 (GBP) (GBP/USD 헤지)	0.0037	03.08.20
Greater China Multi Asset Growth & Income Fund A-MINCOME (G) 주식 (GBP) (GBP/USD 헤지)	0.0037	01.09.20
Greater China Multi Asset Growth & Income Fund A-MINCOME (G) 주식 (GBP) (GBP/USD 헤지)	0.0037	01.10.20
Greater China Multi Asset Growth & Income Fund A-MINCOME (G) 주식 (HKD)	0.0385	01.05.20
Greater China Multi Asset Growth & Income Fund A-MINCOME (G) 주식 (HKD)	0.0385	01.06.20
Greater China Multi Asset Growth & Income Fund A-MINCOME (G) 주식 (HKD)	0.0385	01.07.20
Greater China Multi Asset Growth & Income Fund A-MINCOME (G) 주식 (HKD)	0.0385	03.08.20
Greater China Multi Asset Growth & Income Fund A-MINCOME (G) 주식 (HKD)	0.0385	01.09.20

재무제표 주석 - 계속

하위 펀드 이름	주당 배당	배당락 날짜
Greater China Multi Asset Growth & Income Fund A-MINCOME (G) 주식 (HKD)	0.0385	01.10.20
Greater China Multi Asset Growth & Income Fund A-MINCOME (G) 주식 (SGD)	0.0037	01.05.20
Greater China Multi Asset Growth & Income Fund A-MINCOME (G) 주식 (SGD)	0.0037	01.06.20
Greater China Multi Asset Growth & Income Fund A-MINCOME (G) 주식 (SGD)	0.0037	01.07.20
Greater China Multi Asset Growth & Income Fund A-MINCOME (G) 주식 (SGD)	0.0037	03.08.20
Greater China Multi Asset Growth & Income Fund A-MINCOME (G) 주식 (SGD)	0.0037	01.09.20
Greater China Multi Asset Growth & Income Fund A-MINCOME (G) 주식 (SGD)	0.0037	01.10.20
Greater China Multi Asset Growth & Income Fund A-MINCOME (G) 주식 (USD)	0.0381	01.05.20
Greater China Multi Asset Growth & Income Fund A-MINCOME (G) 주식 (USD)	0.0381	01.06.20
Greater China Multi Asset Growth & Income Fund A-MINCOME (G) 주식 (USD)	0.0381	01.07.20
Greater China Multi Asset Growth & Income Fund A-MINCOME (G) 주식 (USD)	0.0381	03.08.20
Greater China Multi Asset Growth & Income Fund A-MINCOME (G) 주식 (USD)	0.0381	01.09.20
Greater China Multi Asset Growth & Income Fund A-MINCOME (G) 주식 (USD)	0.0381	01.10.20
Growth & Income Fund A 주식 (USD)	0.3582	03.08.20
Growth & Income Fund A-QINCOME (G) 주식 (EUR)	0.0752	03.08.20
Growth & Income Fund A-QINCOME (G) 주식 (USD)	0.0782	03.08.20
India Focus Fund Y 주식 (EUR)	0.0424	03.08.20
India Focus Fund Y 주식 (GBP)	0.0049	03.08.20
India Focus Fund Y 주식 (USD)	0.0344	03.08.20
Indonesia Fund A 주식 (USD)	0.3136	03.08.20
Indonesia Fund Y 주식 (USD)	0.2209	03.08.20
International Fund Y 주식 (EUR)	0.1188	03.08.20
International Fund Y 주식 (USD)	0.0975	03.08.20
Italy Fund A 주식 (EUR)	0.1080	03.08.20
Italy Fund Y 주식 (EUR)	0.1070	03.08.20
Japan Advantage Fund A 주식 (EUR) (헤지)	0.0521	03.08.20
Japan Advantage Fund A 주식 (JPY)	102.6912	03.08.20
Japan Advantage Fund Y 주식 (EUR) (헤지)	0.1045	03.08.20
Japan Aggressive Fund X 주식 (JPY)	10.4705	03.08.20
Japan Fund X 주식 (JPY)	15.4743	03.08.20
Japan Fund Y 주식 (EUR)	0.0808	03.08.20
Japan Smaller Companies Fund I 주식 (USD)	0.0377	03.08.20
Latin America Fund A 주식 (USD)	0.1956	03.08.20
Latin America Fund Y 주식 (EUR)	0.1485	03.08.20
Latin America Fund Y 주식 (USD)	0.1236	03.08.20
Malaysia Fund A 주식 (USD)	0.7833	03.08.20
Multi Asset Target Income 2024 Fund A-CDIST (G) 주식 (EUR)	2.0000	03.08.20
Multi Asset Target Income 2024 Fund Y-CDIST (G) 주식 (EUR)	2.0000	03.08.20
Nordic Fund Y 주식 (SEK)	0.0493	03.08.20
Pacific Fund Y 주식 (USD)	0.1029	03.08.20
SMART Global Defensive Fund A 주식 (EUR)	0.1681	03.08.20
SMART Global Defensive Fund A 주식 (EUR) (EUR/USD 헤지)	0.1278	03.08.20
SMART Global Moderate Fund A 주식 (EUR)	0.1033	03.08.20
SMART Global Moderate Fund A 주식 (EUR) (EUR/USD 헤지)	0.0958	03.08.20
SMART Global Moderate Fund A 주식 (USD)	0.2463	03.08.20
Singapore Fund A 주식 (SGD)	0.0233	03.08.20
Singapore Fund A 주식 (USD)	1.0400	03.08.20
Singapore Fund Y 주식 (SGD)	0.0334	03.08.20
Singapore Fund Y 주식 (USD)	0.3413	03.08.20
Sustainable Reduced Carbon Bond Fund W 주식 (GBP) (헤지)	0.0049	03.08.20
Sustainable Reduced Carbon Bond Fund Y-MDIST 주식 (EUR) (헤지)	0.0237	01.05.20
Sustainable Reduced Carbon Bond Fund Y-MDIST 주식 (EUR) (헤지)	0.0227	01.06.20

하위 펀드 이름	주당 배당	배당락 날짜
Sustainable Reduced Carbon Bond Fund Y-MDIST 주식 (EUR) (헤지)	0.0239	01.07.20
Sustainable Reduced Carbon Bond Fund Y-MDIST 주식 (EUR) (헤지)	0.0225	03.08.20
Sustainable Reduced Carbon Bond Fund Y-MDIST 주식 (EUR) (헤지)	0.0207	01.09.20
Sustainable Reduced Carbon Bond Fund Y-MDIST 주식 (EUR) (헤지)	0.0232	01.10.20
Sustainable Strategic Bond Fund A 주식 (EUR) (헤지)	0.1266	03.08.20
Sustainable Strategic Bond Fund A-GMDIST 주식 (EUR) (헤지)	0.0165	01.05.20
Sustainable Strategic Bond Fund A-GMDIST 주식 (EUR) (헤지)	0.0194	01.06.20
Sustainable Strategic Bond Fund A-GMDIST 주식 (EUR) (헤지)	0.0217	01.07.20
Sustainable Strategic Bond Fund A-GMDIST 주식 (EUR) (헤지)	0.0213	03.08.20
Sustainable Strategic Bond Fund A-GMDIST 주식 (EUR) (헤지)	0.0182	01.09.20
Sustainable Strategic Bond Fund A-GMDIST 주식 (EUR) (헤지)	0.0210	01.10.20
Sustainable Strategic Bond Fund E-GMDIST 주식 (EUR) (헤지)	0.0158	01.05.20
Sustainable Strategic Bond Fund E-GMDIST 주식 (EUR) (헤지)	0.0185	01.06.20
Sustainable Strategic Bond Fund E-GMDIST 주식 (EUR) (헤지)	0.0208	01.07.20
Sustainable Strategic Bond Fund E-GMDIST 주식 (EUR) (헤지)	0.0204	03.08.20
Sustainable Strategic Bond Fund E-GMDIST 주식 (EUR) (헤지)	0.0174	01.09.20
Sustainable Strategic Bond Fund E-GMDIST 주식 (EUR) (헤지)	0.0201	01.10.20
Sustainable Strategic Bond Fund Rentenanlage Klassik A 주식 (EUR) (헤지)	0.1204	03.08.20
Sustainable Strategic Bond Fund Y-QDIST 주식 (EUR) (헤지)	0.0390	01.05.20
Sustainable Strategic Bond Fund Y-QDIST 주식 (EUR) (헤지)	0.0520	03.08.20
Sustainable Water & Waste Fund W 주식 (GBP)	0.0070	03.08.20
Switzerland Fund A 주식 (CHF)	0.1384	03.08.20
Taiwan Fund A 주식 (USD)	0.1803	03.08.20
Thailand Fund A 주식 (USD)	0.5945	03.08.20
Thailand Fund Y 주식 (USD)	0.2573	03.08.20
UK Special Situations Fund I 주식 (GBP)	0.0225	03.08.20
UK Special Situations Fund W 주식 (GBP)	0.0216	03.08.20
US Dollar Bond Fund A 주식 (USD)	0.0530	03.08.20
US Dollar Bond Fund A-MDIST 주식 (USD)	0.0149	01.05.20
US Dollar Bond Fund A-MDIST 주식 (USD)	0.0123	01.06.20
US Dollar Bond Fund A-MDIST 주식 (USD)	0.0102	01.07.20
US Dollar Bond Fund A-MDIST 주식 (USD)	0.0095	03.08.20
US Dollar Bond Fund A-MDIST 주식 (USD)	0.0077	01.09.20
US Dollar Bond Fund A-MDIST 주식 (USD)	0.0088	01.10.20
US Dollar Bond Fund X 주식 (USD)	0.2372	03.08.20
US Dollar Bond Fund Y 주식 (USD)	0.2098	03.08.20
US Dollar Bond Fund Y-MDIST 주식 (USD)	0.0170	01.05.20
US Dollar Bond Fund Y-MDIST 주식 (USD)	0.0146	01.06.20
US Dollar Bond Fund Y-MDIST 주식 (USD)	0.0132	01.07.20
US Dollar Bond Fund Y-MDIST 주식 (USD)	0.0125	03.08.20
US Dollar Bond Fund Y-MDIST 주식 (USD)	0.0106	01.09.20
US Dollar Bond Fund Y-MDIST 주식 (USD)	0.0120	01.10.20
US Dollar Cash Fund A 주식 (USD)	0.1743	03.08.20
US High Yield Fund A 주식 (EUR)	0.3984	03.08.20
US High Yield Fund A 주식 (GBP)	0.6289	03.08.20
US High Yield Fund A 주식 (USD)	0.5298	03.08.20
US High Yield Fund A-MCDIST (G) 주식 (USD)	0.0663	01.05.20
US High Yield Fund A-MCDIST (G) 주식 (USD)	0.0684	01.06.20
US High Yield Fund A-MCDIST (G) 주식 (USD)	0.0679	01.07.20
US High Yield Fund A-MCDIST (G) 주식 (USD)	0.0704	03.08.20
US High Yield Fund A-MCDIST (G) 주식 (USD)	0.0705	01.09.20
US High Yield Fund A-MCDIST (G) 주식 (USD)	0.0691	01.10.20

재무제표 주석 - 계속

하위 펀드 이름	주당 배당	배당락 날짜
US High Yield Fund A-MDIST 주식 (AUD) (헤지)	0.0366	01.05.20
US High Yield Fund A-MDIST 주식 (AUD) (헤지)	0.0329	01.06.20
US High Yield Fund A-MDIST 주식 (AUD) (헤지)	0.0306	01.07.20
US High Yield Fund A-MDIST 주식 (AUD) (헤지)	0.0345	03.08.20
US High Yield Fund A-MDIST 주식 (AUD) (헤지)	0.0261	01.09.20
US High Yield Fund A-MDIST 주식 (AUD) (헤지)	0.0349	01.10.20
US High Yield Fund A-MDIST 주식 (SGD)	0.0033	01.05.20
US High Yield Fund A-MDIST 주식 (SGD)	0.0029	01.06.20
US High Yield Fund A-MDIST 주식 (SGD)	0.0027	01.07.20
US High Yield Fund A-MDIST 주식 (SGD)	0.0030	03.08.20
US High Yield Fund A-MDIST 주식 (SGD)	0.0022	01.09.20
US High Yield Fund A-MDIST 주식 (SGD)	0.0030	01.10.20
US High Yield Fund A-MDIST 주식 (USD)	0.0393	01.05.20
US High Yield Fund A-MDIST 주식 (USD)	0.0353	01.06.20
US High Yield Fund A-MDIST 주식 (USD)	0.0328	01.07.20
US High Yield Fund A-MDIST 주식 (USD)	0.0370	03.08.20
US High Yield Fund A-MDIST 주식 (USD)	0.0281	01.09.20
US High Yield Fund A-MDIST 주식 (USD)	0.0374	01.10.20
US High Yield Fund A-MINCOME (G) 주식 (USD)	0.0501	01.05.20
US High Yield Fund A-MINCOME (G) 주식 (USD)	0.0501	01.06.20
US High Yield Fund A-MINCOME (G) 주식 (USD)	0.0501	01.07.20
US High Yield Fund A-MINCOME (G) 주식 (USD)	0.0501	03.08.20
US High Yield Fund A-MINCOME (G) 주식 (USD)	0.0501	01.09.20
US High Yield Fund A-MINCOME (G) 주식 (USD)	0.0501	01.10.20
US High Yield Fund A-MINCOME 주식 (HKD)	0.0443	01.05.20
US High Yield Fund A-MINCOME 주식 (HKD)	0.0443	01.06.20
US High Yield Fund A-MINCOME 주식 (HKD)	0.0443	01.07.20
US High Yield Fund A-MINCOME 주식 (HKD)	0.0443	03.08.20
US High Yield Fund A-MINCOME 주식 (HKD)	0.0443	01.09.20
US High Yield Fund A-MINCOME 주식 (HKD)	0.0443	01.10.20
US High Yield Fund A-MINCOME 주식 (USD)	0.0445	01.05.20
US High Yield Fund A-MINCOME 주식 (USD)	0.0445	01.06.20
US High Yield Fund A-MINCOME 주식 (USD)	0.0445	01.07.20
US High Yield Fund A-MINCOME 주식 (USD)	0.0445	03.08.20
US High Yield Fund A-MINCOME 주식 (USD)	0.0445	01.09.20
US High Yield Fund A-MINCOME 주식 (USD)	0.0445	01.10.20
US High Yield Fund D-MDIST 주식 (USD)	0.0345	01.05.20
US High Yield Fund D-MDIST 주식 (USD)	0.0308	01.06.20
US High Yield Fund D-MDIST 주식 (USD)	0.0281	01.07.20
US High Yield Fund D-MDIST 주식 (USD)	0.0322	03.08.20
US High Yield Fund D-MDIST 주식 (USD)	0.0238	01.09.20
US High Yield Fund D-MDIST 주식 (USD)	0.0324	01.10.20
US High Yield Fund E-MDIST 주식 (EUR) (헤지)	0.0282	01.05.20
US High Yield Fund E-MDIST 주식 (EUR) (헤지)	0.0250	01.06.20
US High Yield Fund E-MDIST 주식 (EUR) (헤지)	0.0225	01.07.20
US High Yield Fund E-MDIST 주식 (EUR) (헤지)	0.0259	03.08.20
US High Yield Fund E-MDIST 주식 (EUR) (헤지)	0.0189	01.09.20

하위 펀드 이름	주당 배당	배당락 날짜
US High Yield Fund E-MDIST 주식 (EUR) (헤지)	0.0261	01.10.20
US High Yield Fund I 주식 (EUR) (헤지)	0.5024	03.08.20
US High Yield Fund I-MDIST 주식 (USD)	0.0386	01.05.20
US High Yield Fund I-MDIST 주식 (USD)	0.0351	01.06.20
US High Yield Fund I-MDIST 주식 (USD)	0.0339	01.07.20
US High Yield Fund I-MDIST 주식 (USD)	0.0372	03.08.20
US High Yield Fund I-MDIST 주식 (USD)	0.0293	01.09.20
US High Yield Fund I-MDIST 주식 (USD)	0.0381	01.10.20
US High Yield Fund RY 주식 (USD)	0.0858	03.08.20
US High Yield Fund Y 주식 (EUR)	0.6227	03.08.20
US High Yield Fund Y 주식 (GBP)	0.0644	03.08.20
US High Yield Fund Y 주식 (USD)	0.5069	03.08.20
US High Yield Fund Y-MDIST 주식 (AUD) (헤지)	0.0394	01.05.20
US High Yield Fund Y-MDIST 주식 (AUD) (헤지)	0.0358	01.06.20
US High Yield Fund Y-MDIST 주식 (AUD) (헤지)	0.0340	01.07.20
US High Yield Fund Y-MDIST 주식 (AUD) (헤지)	0.0377	03.08.20
US High Yield Fund Y-MDIST 주식 (AUD) (헤지)	0.0294	01.09.20
US High Yield Fund Y-MDIST 주식 (AUD) (헤지)	0.0384	01.10.20
US High Yield Fund Y-MDIST 주식 (SGD)	0.0038	01.05.20
US High Yield Fund Y-MDIST 주식 (SGD)	0.0035	01.06.20
US High Yield Fund Y-MDIST 주식 (SGD)	0.0032	01.07.20
US High Yield Fund Y-MDIST 주식 (SGD)	0.0036	03.08.20
US High Yield Fund Y-MDIST 주식 (SGD)	0.0027	01.09.20
US High Yield Fund Y-MDIST 주식 (SGD)	0.0036	01.10.20
US High Yield Fund Y-MDIST 주식 (USD)	0.0392	01.05.20
US High Yield Fund Y-MDIST 주식 (USD)	0.0355	01.06.20
US High Yield Fund Y-MDIST 주식 (USD)	0.0339	01.07.20
US High Yield Fund Y-MDIST 주식 (USD)	0.0376	03.08.20
US High Yield Fund Y-MDIST 주식 (USD)	0.0293	01.09.20
US High Yield Fund Y-MDIST 주식 (USD)	0.0382	01.10.20
US High Yield Fund Y-MINCOME 주식 (HKD)	0.0470	01.05.20
US High Yield Fund Y-MINCOME 주식 (HKD)	0.0470	01.06.20
US High Yield Fund Y-MINCOME 주식 (HKD)	0.0470	01.07.20
US High Yield Fund Y-MINCOME 주식 (HKD)	0.0470	03.08.20
US High Yield Fund Y-MINCOME 주식 (HKD)	0.0470	01.09.20
US High Yield Fund Y-MINCOME 주식 (HKD)	0.0470	01.10.20
US High Yield Fund Y-MINCOME 주식 (USD)	0.0470	01.05.20
US High Yield Fund Y-MINCOME 주식 (USD)	0.0470	01.06.20
US High Yield Fund Y-MINCOME 주식 (USD)	0.0470	01.07.20
US High Yield Fund Y-MINCOME 주식 (USD)	0.0470	03.08.20
US High Yield Fund Y-MINCOME 주식 (USD)	0.0470	01.09.20
US High Yield Fund Y-MINCOME 주식 (USD)	0.0470	01.10.20
US High Yield Fund Y-QDIST 주식 (EUR) (헤지)	0.1057	01.05.20
US High Yield Fund Y-QDIST 주식 (EUR) (헤지)	0.0938	03.08.20
United Kingdom Fund A 주식 (GBP)	0.0351	03.08.20
World Fund Y 주식 (EUR)	0.0837	03.08.20

11. 증권사의 현금잔고

2020년 10월 31일 현재, 고유 거래(예: IPO)를 위해 보유 중인 현금이나 중개기관에 현금 잔고 형태로 증거금 및 현금 담보가 있으며, 이는 순자산보고서에 은행 및 중개기관 예치금으로 표시되어 있습니다. 다음의 표는 2020년 10월 31일 현재, 중개기관에서 보유하고 있는 현금 증거금 내역을 자펀드별로 나타낸 것입니다.

하위 펀드 이름	통화	증권사 현금 예치금
Absolute Return Asian Equity Fund	USD	100,796
Absolute Return Global Fixed Income Fund	USD	361,056
Absolute Return Multi Strategy Fund	USD	1,057,701
Asia Focus Fund	USD	304,070
Asia Pacific Multi Asset Growth & Income Fund	USD	244,109
Asia Pacific Strategic Income Fund	USD	256,116
Asian Bond Fund	USD	6,389,403
Asian Equity Fund	USD	1,536,274
Asian High Yield Fund	USD	35,314,742
Asian Smaller Companies Fund	USD	2,643,306
Asian Special Situations Fund	USD	4,767,427
China Focus Fund	USD	56
China High Yield Fund	USD	12,818,762
China RMB Bond Fund	USD	1,003,635
Emerging Asia Fund	USD	144,024
Emerging Market Corporate Debt Fund	USD	970,650
Emerging Market Debt Fund	USD	41,616,873
Emerging Market Local Currency Debt Fund	USD	5,438,079
Emerging Market Total Return Debt Fund	USD	17,799,512
Emerging Markets Fund	USD	150,000
Emerging Markets Inflation-linked Bond Fund	USD	406,931
Euro Blue Chip Fund	EUR	57,268
Euro Bond Fund	EUR	5,185,557
Euro Corporate Bond Fund	EUR	3,917,202
Euro STOXX 50 Fund	EUR	215,535
Euro Short Term Bond Fund	EUR	480,919
European Growth Fund	EUR	648,516
European High Yield Fund	EUR	12,572,998
European Multi Asset Income Fund	EUR	3,018,915
Fidelity Institutional TargetTM 2015 (Euro) Fund	EUR	3,678
Fidelity Institutional TargetTM 2020 (Euro) Fund	EUR	1,183,312
Fidelity Institutional TargetTM 2025 (Euro) Fund	EUR	2,079,530
Fidelity Institutional TargetTM 2030 (Euro) Fund	EUR	2,285,704
Fidelity Institutional TargetTM 2035 (Euro) Fund	EUR	1,396,701
Fidelity Institutional TargetTM 2040 (Euro) Fund	EUR	1,163,685
Fidelity Institutional TargetTM 2045 (Euro) Fund	EUR	1,177,278
Fidelity Institutional TargetTM 2050 (Euro) Fund	EUR	1,511,381
Fidelity Institutional TargetTM 2055 (Euro) Fund	EUR	7,347
Fidelity Institutional TargetTM 2060 (Euro) Fund	EUR	7,347
Fidelity Patrimoine	EUR	5,087,135
Fidelity S lection Internationale	EUR	1,799,382
Fidelity TargetTM 2020 (Euro) Fund	EUR	29,241
Fidelity TargetTM 2020 Fund	USD	6,255
Fidelity TargetTM 2025 (Euro) Fund	EUR	2,429,030
Fidelity TargetTM 2030 (Euro) Fund	EUR	3,290,026
Fidelity TargetTM 2035 (Euro) Fund	EUR	2,599,744
Fidelity TargetTM 2040 (Euro) Fund	EUR	3,050,462
Fidelity TargetTM 2045 (Euro) Fund	EUR	1,248,543
Fidelity TargetTM 2050 (Euro) Fund	EUR	971,314
Fidelity TargetTM 2055 (Euro) Fund	EUR	14,141
Fidelity TargetTM 2060 (Euro) Fund	EUR	14,141
Flexible Bond Fund	GBP	2,232,657
Global Bond Fund	USD	3,356,879
Global Corporate Bond Fund	USD	2,754,223
Global Dividend Fund	USD	805,000
Global Financial Services Fund	EUR	187,842
Global Focus Fund	USD	20,000
Global High Yield Fund	USD	412,636
Global Hybrids Bond Fund	USD	5,291
Global Income Fund	USD	3,032,722
Global Inflation-linked Bond Fund	USD	19,587,678
Global Multi Asset Income Fund	USD	74,049,784
Global Multi Asset Tactical Defensive Fund	USD	3,462,106
Global Multi Asset Tactical Moderate Fund	USD	7,713,198
Global Short Duration Income Fund	USD	1,652,766
Global Technology Fund	EUR	300,416
Greater China Multi Asset Growth & Income Fund	USD	50,401
Growth & Income Fund	USD	530,596
Institutional Euro Blue Chip Fund	EUR	5,039
Institutional European Larger Companies Fund	EUR	1,057,007
Institutional Global Sector Fund	EUR	21,209
Institutional US High Yield Fund	USD	135,849
International Fund	USD	24,863,493
Multi Asset Target Income 2024 Fund	EUR	696,851
Pacific Fund	USD	180,000
SMART Global Defensive Fund	USD	4,194,164
SMART Global Moderate Fund	USD	5,496,379
Sustainable Reduced Carbon Bond Fund	USD	403,419
Sustainable Strategic Bond Fund	USD	3,098,211
Switzerland Fund	CHF	230,057
Taiwan Fund	USD	123,872
US Dollar Bond Fund	USD	16,513,643
World Fund	USD	3,435,634

12. 파생상품 위탁금

2020년 10월 31일 현재 금융 파생상품 범주별 위탁금 총액은 다음과 같습니다.

하위 펀드 이름	통화	차액 거래 계약	신용 디폴트 스왑 (Credit Default Swap)	선물환 계약	선물
Absolute Return Asian Equity Fund	USD	6,873,106	-	-	-
Absolute Return Global Equity Fund	USD	13,840,742	-	12,595,119	-
Absolute Return Global Fixed Income Fund	USD	-	1,467,803	48,346,987	7,165,552
Absolute Return Multi Strategy Fund	USD	78,649,735	9,164,479	90,426,634	7,393,418
America Fund	USD	-	-	138,262,970	-
American Growth Fund	USD	-	-	8,259,731	-
Asia Focus Fund	USD	7,212,908	-	-	-
Asia Pacific Dividend Fund	USD	-	-	14,882,226	-
Asia Pacific Multi Asset Growth & Income Fund	USD	-	714,805	53,905,667	3,659,457
Asia Pacific Opportunities Fund	USD	-	-	5,593,707	-
Asia Pacific Strategic Income Fund	USD	-	6,144,185	47,190,079	2,617,912
Asian Bond Fund	USD	-	-	1,717,075,465	904,200,168
Asian High Yield Fund	USD	-	668,288,372	2,746,794,088	105,771,014
Asian Smaller Companies Fund	USD	-	-	14,641,255	-
Asian Special Situations Fund	USD	-	-	161,879,332	-
China Consumer Fund	USD	-	-	18,070,433	-
China High Yield Fund	USD	-	264,623,804	1,562,025,742	40,433,450
China RMB Bond Fund	USD	-	2,993,594	224,914,501	34,566,794
Emerging Asia Fund	USD	3,305,524	-	6,779,929	-
Emerging Europe, Middle East and Africa Fund	USD	-	-	1,721,090	-
Emerging Market Corporate Debt Fund	USD	-	8,600,000	328,597,697	100,572,131
Emerging Market Debt Fund	USD	-	281,389,752	2,963,418,548	848,704,884
Emerging Market Local Currency Debt Fund	USD	-	-	865,925,704	35,122,134
Emerging Market Total Return Debt Fund	USD	-	29,068,000	3,540,849,956	215,474,146

하위 펀드 이름	통화	차액 거래 계약	신용 디폴트 스왑 (Credit Default Swap)	선물환 계약	선물
Emerging Markets Fund	USD	-	-	196,376,879	-
Emerging Markets Inflation-linked Bond Fund	USD	-	-	72,080,879	593,570
Euro Blue Chip Fund	EUR	-	-	12,371,030	243,691
Euro Bond Fund	EUR	-	78,759,521	84,675,123	584,006,657
Euro Corporate Bond Fund	EUR	-	27,555,656	28,002,574	275,995,461
Euro Short Term Bond Fund	EUR	-	-	131,171,578	307,603,540
Euro STOXX 50 Fund	EUR	-	-	-	707,040
European Dividend Fund	EUR	-	-	45,532,196	-
European Dynamic Growth Fund	EUR	-	-	601,781,371	-
European Growth Fund	EUR	-	-	126,656,793	2,524,655
European High Yield Fund	EUR	-	120,622,261	2,202,111,205	310,598,275
European Larger Companies Fund	EUR	-	-	204,122,448	-
European Multi Asset Income Fund	EUR	4,791,144	14,657,288	144,931,996	48,559,340
European Smaller Companies Fund	EUR	-	-	271,486,881	-
Fidelity Institutional TargetTM 2015 (Euro) Fund	EUR	-	55,069	61,586	441,440
Fidelity Institutional TargetTM 2020 (Euro) Fund	EUR	806,717	2,703,003	65,185,387	18,646,986
Fidelity Institutional TargetTM 2025 (Euro) Fund	EUR	1,450,520	4,731,136	128,062,545	32,179,342
Fidelity Institutional TargetTM 2030 (Euro) Fund	EUR	2,214,545	2,597,753	75,675,441	25,897,853
Fidelity Institutional TargetTM 2035 (Euro) Fund	EUR	1,545,639	836,794	27,452,253	13,473,409
Fidelity Institutional TargetTM 2040 (Euro) Fund	EUR	1,299,560	269,949	12,060,640	9,146,579
Fidelity Institutional TargetTM 2045 (Euro) Fund	EUR	1,367,526	90,134	7,806,905	8,752,023
Fidelity Institutional TargetTM 2050 (Euro) Fund	EUR	1,899,645	-	7,553,516	11,293,616
Fidelity Institutional TargetTM 2055 (Euro) Fund	EUR	10,759	-	41,690	54,034
Fidelity Institutional TargetTM 2060 (Euro) Fund	EUR	10,759	-	41,690	54,034
Fidelity Patrimoine	EUR	23,285,356	-	190,581,566	91,373,048
Fidelity S lection Internationale	EUR	656,879	-	1,261,384	16,378,060
Fidelity TargetTM 2020 (Euro) Fund	EUR	-	338,722	1,330,317	2,407,032
Fidelity TargetTM 2020 Fund	USD	-	41,577	423,062	184,545
Fidelity TargetTM 2025 (Euro) Fund	EUR	30,159	5,418,693	26,733,242	53,111,905
Fidelity TargetTM 2030 (Euro) Fund	EUR	51,870	3,415,384	17,615,882	46,785,063
Fidelity TargetTM 2035 (Euro) Fund	EUR	43,916	1,280,326	2,260,512	28,579,897
Fidelity TargetTM 2040 (Euro) Fund	EUR	52,358	209,965	1,580,784	24,498,982
Fidelity TargetTM 2045 (Euro) Fund	EUR	22,401	-	625,595	9,459,295
Fidelity TargetTM 2050 (Euro) Fund	EUR	17,427	-	507,688	7,358,837
Fidelity TargetTM 2055 (Euro) Fund	EUR	247	-	93,521	106,789
Fidelity TargetTM 2060 (Euro) Fund	EUR	247	-	93,521	106,789
Flexible Bond Fund	GBP	-	12,031,283	922,929,214	71,396,646
Germany Fund	EUR	-	-	36,871,989	-
Global Bond Fund	USD	-	28,085,682	2,214,613,891	98,716,655
Global Consumer Industries Fund	EUR	-	-	71,268,657	-
Global Corporate Bond Fund	USD	-	5,805,583	601,439,604	130,095,624
Global Demographics Fund	USD	-	-	415,882,957	-
Global Dividend Fund	USD	-	-	3,150,515,933	-
Global Financial Services Fund	EUR	4,026,238	-	4,568,185	-
Global Focus Fund	USD	-	-	86,385,135	-
Global High Yield Fund	USD	-	6,730,098	464,619,915	44,900,160
Global Hybrids Bond Fund	USD	-	-	89,323,173	143,693
Global Income Fund	USD	-	21,174,287	1,267,103,603	257,528,026
Global Inflation-linked Bond Fund	USD	-	-	6,313,355,407	117,117,488
Global Infrastructure Fund	EUR	803,982	-	7,057,783	-
Global Low Volatility Equity Fund	USD	-	-	108,930	-
Global Multi Asset Income Fund	USD	129,303,796	231,867,628	12,476,357,559	971,588,445
Global Multi Asset Tactical Defensive Fund	USD	12,085,551	-	133,793,391	104,158,359
Global Multi Asset Tactical Moderate Fund	USD	35,567,707	-	238,576,234	137,690,495
Global Short Duration Income Fund	USD	-	6,497,476	3,243,121,084	332,540,890
Global Technology Fund	EUR	-	-	410,822,040	-
Greater China Multi Asset Growth & Income Fund	USD	-	876,116	5,590,802	357,680
Growth & Income Fund	USD	1,266,823	444,202	71,528,653	9,811,108
Institutional Euro Blue Chip Fund	EUR	-	-	-	21,443
Institutional European Larger Companies Fund	EUR	-	-	-	6,607,707
Institutional Global Sector Fund	EUR	868,102	-	-	-
Institutional US High Yield Fund	USD	-	3,750,000	1,571,032	7,361,711
International Fund	USD	138,151	-	16,659,190	310,943,409
Japan Advantage Fund	JPY	-	-	2,379,061,660	-
Japan Aggressive Fund	JPY	-	-	746,168,397	-
Japan Fund	JPY	-	-	3,395,575,305	-
Japan Smaller Companies Fund	JPY	-	-	724,147,426	-
Multi Asset Target Income 2024 Fund	EUR	2,937,207	-	46,150,965	17,097,467
Nordic Fund	SEK	-	-	143,629,106	-
Pacific Fund	USD	85,640,803	-	29,615,723	-
SMART Global Defensive Fund	USD	4,924,520	2,456,501	235,498,333	126,731,354
SMART Global Moderate Fund	USD	7,090,139	2,345,843	243,733,918	97,753,228
Sustainable Reduced Carbon Bond Fund	USD	-	-	120,564,080	21,829,616
Sustainable Strategic Bond Fund	USD	-	12,776,216	1,472,130,560	91,743,242
Sustainable Water & Waste Fund	USD	-	-	428,422,338	-
Switzerland Fund	CHF	-	-	-	1,335,320
Taiwan Fund	USD	-	-	-	1,386,880
UK Special Situations Fund	GBP	1,079,060	-	-	-
US Dollar Bond Fund	USD	-	122,429,396	1,691,195,193	458,631,580
US High Yield Fund	USD	-	-	630,833,269	-
World Fund	USD	26,421,518	-	159,385,062	-

재무제표 주석 - 계속

하위 펀드 이름	통화	인플레이션 스왑	금리 스왑	옵션하룻밤 지수 스왑	총 수익 스왑
Absolute Return Asian Equity Fund	USD	-	-	642	-	-
Absolute Return Global Equity Fund	USD	-	-	-	-	-
Absolute Return Global Fixed Income Fund	USD	-	19,973,653	-	1,007,388	6,752,829
Absolute Return Multi Strategy Fund	USD	-	20,608,820	18,643	1,039,423	6,967,571
America Fund	USD	-	-	-	-	-
American Growth Fund	USD	-	-	-	-	-
Asia Focus Fund	USD	-	-	-	-	-
Asia Pacific Dividend Fund	USD	-	-	-	-	-
Asia Pacific Multi Asset Growth & Income Fund	USD	-	540,874	-	-	206,805
Asia Pacific Opportunities Fund	USD	-	-	-	-	-
Asia Pacific Strategic Income Fund	USD	-	1,866,782	-	-	3,338,575
Asian Bond Fund	USD	-	164,697,830	-	-	-
Asian High Yield Fund	USD	-	-	-	-	239,777,149
Asian Smaller Companies Fund	USD	-	-	-	-	-
Asian Special Situations Fund	USD	-	-	-	-	-
China Consumer Fund	USD	-	-	-	-	-
China High Yield Fund	USD	-	-	-	-	60,635,436
China RMB Bond Fund	USD	-	-	-	-	-
Emerging Asia Fund	USD	-	-	-	-	-
Emerging Europe, Middle East and Africa Fund	USD	-	-	-	-	-
Emerging Market Corporate Debt Fund	USD	-	-	-	-	-
Emerging Market Debt Fund	USD	-	-	-	-	-
Emerging Market Local Currency Debt Fund	USD	-	56,646,139	-	-	-
Emerging Market Total Return Debt Fund	USD	-	515,396,606	-	-	-
Emerging Markets Fund	USD	-	-	-	-	-
Emerging Markets Inflation-linked Bond Fund	USD	-	-	-	-	-
Euro Blue Chip Fund	EUR	-	-	-	-	-
Euro Bond Fund	EUR	-	-	-	-	-
Euro Corporate Bond Fund	EUR	-	-	-	-	-
Euro Short Term Bond Fund	EUR	-	-	-	-	-
Euro STOXX 50 Fund	EUR	-	-	-	-	-
European Dividend Fund	EUR	-	-	-	-	-
European Dynamic Growth Fund	EUR	-	-	-	-	-
European Growth Fund	EUR	-	-	-	-	-
European High Yield Fund	EUR	-	-	-	-	-
European Larger Companies Fund	EUR	-	-	-	-	-
European Multi Asset Income Fund	EUR	-	-	63,251	-	-
European Smaller Companies Fund	EUR	-	-	-	-	-
Fidelity Institutional TargetTM 2015 (Euro) Fund	EUR	-	-	-	-	-
Fidelity Institutional TargetTM 2020 (Euro) Fund	EUR	370,959	4,345,414	-	228,287	-
Fidelity Institutional TargetTM 2025 (Euro) Fund	EUR	649,661	7,616,400	-	400,316	-
Fidelity Institutional TargetTM 2030 (Euro) Fund	EUR	356,687	4,180,900	-	219,724	-
Fidelity Institutional TargetTM 2035 (Euro) Fund	EUR	114,805	1,344,831	-	70,651	-
Fidelity Institutional TargetTM 2040 (Euro) Fund	EUR	37,072	433,721	-	22,770	-
Fidelity Institutional TargetTM 2045 (Euro) Fund	EUR	7,693	44,511	-	-	-
Fidelity Institutional TargetTM 2050 (Euro) Fund	EUR	-	-	-	-	-
Fidelity Institutional TargetTM 2055 (Euro) Fund	EUR	-	-	-	-	-
Fidelity Institutional TargetTM 2060 (Euro) Fund	EUR	-	-	-	-	-
Fidelity Patrimoine	EUR	-	-	-	-	-
Fidelity S lection Internationale	EUR	-	-	-	-	-
Fidelity TargetTM 2020 (Euro) Fund	EUR	5,409	143,019	-	9,893	-
Fidelity TargetTM 2020 Fund	USD	7,699	37,403	-	-	-
Fidelity TargetTM 2025 (Euro) Fund	EUR	92,647	2,445,050	-	169,071	-
Fidelity TargetTM 2030 (Euro) Fund	EUR	58,404	1,541,278	-	106,576	-
Fidelity TargetTM 2035 (Euro) Fund	EUR	-	-	-	-	-
Fidelity TargetTM 2040 (Euro) Fund	EUR	-	-	-	-	-
Fidelity TargetTM 2045 (Euro) Fund	EUR	-	-	-	-	-
Fidelity TargetTM 2050 (Euro) Fund	EUR	-	-	-	-	-
Fidelity TargetTM 2055 (Euro) Fund	EUR	-	-	-	-	-
Fidelity TargetTM 2060 (Euro) Fund	EUR	-	-	-	-	-
Flexible Bond Fund	GBP	-	156,614,878	-	5,970,000	-
Germany Fund	EUR	-	-	-	-	-
Global Bond Fund	USD	8,587,977	49,689,221	-	-	-
Global Consumer Industries Fund	EUR	-	-	-	-	-
Global Corporate Bond Fund	USD	-	-	-	-	-
Global Demographics Fund	USD	-	-	-	-	-
Global Dividend Fund	USD	-	-	-	-	-
Global Financial Services Fund	EUR	-	-	-	-	-
Global Focus Fund	USD	-	-	-	-	-
Global High Yield Fund	USD	-	4,721,437	-	-	7,022,770
Global Hybrids Bond Fund	USD	-	-	-	-	-
Global Income Fund	USD	-	12,736,427	-	-	10,000,000
Global Inflation-linked Bond Fund	USD	-	727,727,836	-	59,970,530	-
Global Infrastructure Fund	EUR	-	-	-	-	-
Global Low Volatility Equity Fund	USD	-	-	-	-	-
Global Multi Asset Income Fund	USD	8,085,989	78,379,365	1,382,407	-	18,342,752
Global Multi Asset Tactical Defensive Fund	USD	-	-	-	-	-
Global Multi Asset Tactical Moderate Fund	USD	-	-	-	-	-
Global Short Duration Income Fund	USD	-	26,981,803	-	-	22,000,000
Global Technology Fund	EUR	-	-	-	-	-
Greater China Multi Asset Growth & Income Fund	USD	-	23,385	-	-	199,284
Growth & Income Fund	USD	-	1,264,869	13,613	-	-
Institutional Euro Blue Chip Fund	EUR	-	-	-	-	-
Institutional European Larger Companies Fund	EUR	-	-	-	-	-

하위 펀드 이름	통화	인플레이션 스왑	금리 스왑	옵션하룻밤 지수 스왑	총 수익 스왑
Institutional Global Sector Fund	EUR	-	-	-	-
Institutional US High Yield Fund	USD	-	-	-	1,500,000
International Fund	USD	-	-	-	-
Japan Advantage Fund	JPY	-	-	-	-
Japan Aggressive Fund	JPY	-	-	-	-
Japan Fund	JPY	-	-	-	-
Japan Smaller Companies Fund	JPY	-	-	-	-
Multi Asset Target Income 2024 Fund	EUR	-	-	-	-
Nordic Fund	SEK	-	-	-	-
Pacific Fund	USD	-	-	-	-
SMART Global Defensive Fund	USD	-	32,596,545	14,801	2,661,878	439,239
SMART Global Moderate Fund	USD	-	16,840,288	18,116	1,357,967	537,990
Sustainable Reduced Carbon Bond Fund	USD	-	-	-	-	-
Sustainable Strategic Bond Fund	USD	-	179,126,449	-	7,124,975	-
Sustainable Water & Waste Fund	USD	-	-	-	-	-
Switzerland Fund	CHF	-	-	-	-	-
Taiwan Fund	USD	-	-	-	-	-
UK Special Situations Fund	GBP	-	-	-	-	-
US Dollar Bond Fund	USD	31,345,511	133,102,982	-	-	-
US High Yield Fund	USD	-	-	-	-	-
World Fund	USD	-	-	-	-	-

위탁 금액은 ESMA 지침 10/788에 따라 계산되며, 옵션은 제외입니다. 옵션의 위탁 금액은 계약된 모든 옵션의 절대적 시장 가치를 합산하여 계산합니다.

13. 상대방의 총 수익 스왑 노출

2020년 10월 31일 현재, 총수익스왑의 미실현 이익과 손실의 총합으로 계산된 상대방의 총수익스왑에 대한 총 노출은 다음과 같습니다.

하위 펀드 이름	통화	Goldman Sachs	JP.Morgan	Morgan Stanley
Absolute Return Global Fixed Income Fund	USD	(9,868)	(88,441)	(49,593)
Absolute Return Multi Strategy Fund	USD	(10,182)	(91,253)	(51,170)
Asia Pacific Multi Asset Growth & Income Fund	USD	(2,059)	(704)	-
Asia Pacific Strategic Income Fund	USD	(28,397)	(7,616)	-
Asian High Yield Fund	USD	(2,369,604)	(834,394)	-
China High Yield Fund	USD	(609,909)	(200,326)	-
Global High Yield Fund	USD	-	142,971	-
Global Income Fund	USD	-	203,582	-
Global Multi Asset Income Fund	USD	(181,242)	(63,861)	-
Global Short Duration Income Fund	USD	-	447,880	-
Greater China Multi Asset Growth & Income Fund	USD	(2,005)	(658)	-
Institutional US High Yield Fund	USD	-	30,537	-
SMART Global Defensive Fund	USD	-	8,942	-
SMART Global Moderate Fund	USD	-	10,952	-

14. 청산 중개인에 의해 차액거래계약 노출

2020년 10월 31일 현재, 차액 거래의 미실현 이익과 손실의 총합으로 계산된 상대방의 차액 거래에 대한 총 노출은 다음과 같습니다.

하위 펀드 이름	통화	Goldman Sachs	HSBC	JP.Morgan	Morgan Stanley	UBS
Absolute Return Asian Equity Fund	USD	(11,143)	26,556	37,814	2,810	29,957
Absolute Return Global Equity Fund	USD	31,637	30,364	453,712	-	2,603
Absolute Return Multi Strategy Fund	USD	-	-	-	2,765,769	-
Asia Focus Fund	USD	-	-	-	(465,514)	-
Emerging Asia Fund	USD	-	-	-	(213,335)	-
European Multi Asset Income Fund	EUR	29,459	-	-	-	(36,675)
Fidelity Institutional TargetTM 2020 (Euro) Fund	EUR	-	-	(43,816)	-	-
Fidelity Institutional TargetTM 2025 (Euro) Fund	EUR	-	-	(78,784)	-	-
Fidelity Institutional TargetTM 2030 (Euro) Fund	EUR	-	-	(120,281)	-	-
Fidelity Institutional TargetTM 2035 (Euro) Fund	EUR	-	-	(83,950)	-	-
Fidelity Institutional TargetTM 2040 (Euro) Fund	EUR	-	-	(70,584)	-	-
Fidelity Institutional TargetTM 2045 (Euro) Fund	EUR	-	-	(74,276)	-	-
Fidelity Institutional TargetTM 2050 (Euro) Fund	EUR	-	-	(103,177)	-	-

하위 펀드 이름	통화	Goldman Sachs	HSBC	JP.Morgan	Morgan Stanley	UBS
Fidelity Institutional TargetTM 2055 (Euro) Fund	EUR	-	-	(549)	-	-
Fidelity Institutional TargetTM 2060 (Euro) Fund	EUR	-	-	(549)	-	-
Fidelity Patrimoine	EUR	(25,664)	(530,891)	(221,041)	-	(301,215)
Fidelity S lection Internationale	EUR	-	(7,779)	(3,338)	(736)	(11,052)
Fidelity TargetTM 2025 (Euro) Fund	EUR	-	-	-	(1,946)	-
Fidelity TargetTM 2030 (Euro) Fund	EUR	-	-	-	(3,348)	-
Fidelity TargetTM 2035 (Euro) Fund	EUR	-	-	-	(2,834)	-
Fidelity TargetTM 2040 (Euro) Fund	EUR	-	-	-	(3,379)	-
Fidelity TargetTM 2045 (Euro) Fund	EUR	-	-	-	(1,446)	-
Fidelity TargetTM 2050 (Euro) Fund	EUR	-	-	-	(1,125)	-
Fidelity TargetTM 2055 (Euro) Fund	EUR	-	-	-	(16)	-
Fidelity TargetTM 2060 (Euro) Fund	EUR	-	-	-	(16)	-
Global Financial Services Fund	EUR	(217,133)	-	-	-	-
Global Infrastructure Fund	EUR	(23,723)	-	-	-	-
Global Multi Asset Income Fund	USD	377,914	-	(647,549)	-	(801,562)
Global Multi Asset Tactical Defensive Fund	USD	(12,939)	(329,995)	(102,144)	-	(146,472)
Global Multi Asset Tactical Moderate Fund	USD	(38,453)	(817,437)	(343,179)	-	(472,253)
Growth & Income Fund	USD	(532)	(38,203)	(6,492)	-	(7,893)
Institutional Global Sector Fund	EUR	(36,718)	-	-	-	-
International Fund	USD	(7,450)	-	-	-	-
Multi Asset Target Income 2024 Fund	EUR	(3,394)	(78,241)	(26,363)	-	(30,931)
Pacific Fund	USD	(1,733,840)	-	-	-	(165,292)
SMART Global Defensive Fund	USD	(2,420)	-	-	(297)	(4,876)
SMART Global Moderate Fund	USD	(2,796)	-	-	(338)	(4,838)
UK Special Situations Fund	GBP	-	(13,004)	(5,581)	-	(18,476)
World Fund	USD	(1,300,163)	-	-	-	(623,891)

15. 코로나 19 감염병 세계적 유행

서론에서 언급한 것처럼 COVID-19 발생으로 인해 FIL Group의 경영 비상 계획은 2020년 1월부터 모든 FIL Group 계열사에서 점진적으로 실시되었습니다. 모든 통제는 변경되지 않고 계속 실행됩니다. 펀드는 필요한 경우에 투자 정책 및 투자설명서에 따라 계속 운용되고 있습니다. 이 계정들의 승인일까지 심각한 운영 문제나 실적 문제 또는 시스템 중단은 확인되지 않았습니다. 시장 및 운영 압박이 작용하는 이 예외적인 기간에도 불구하고 서비스의 연속성을 확보하기 위해 사전 대응적인 조치가 취해지고 있으며, 앞으로도 계속 그럴 것입니다.

Fidelity International(FIMLUX 포함)은 전체 펀드 포트폴리오에서 높은 수준의 유동성 및 거래 상대방 모니터링을 유지해 왔습니다. 이번 기간 중에는 지배적인 시장 여건을 충실히 나타내는 정확한 NAV를 계산하고, 잠재적으로 우려되는 영역과 추가적인 유동성 관리 조치를 취하는 것이 펀드 주주들의 최대 이익이 될 수 있을지의 여부를 고려하기 위해 Fidelity Funds의 모든 자펀드와 관련된 시장 및 거래 데이터를 보다 빈번하게 고려하고 분석했습니다. 회계연도 중에 자펀드의 NAV 계산을 중단할 필요는 없었으며, NAV가 늦게 공시된 사례도 없었습니다. 공시된 미감사 NAV 및 기타 재무 정보는 Fundsquare(www.fidelity.lu)에서 제공하며, 본 펀드의 등록 사무소로 요청해도 받을 수 있습니다. 올해, 환매에는 제한이 없었으며, 환매가 보류되지도 않았습니다.

가격 조정 정책의 일부 변경 사항이 Fidelity 웹사이트에 게시하여 주주들에게 통지한 대로 시장 상황에 따라 승인되었습니다. 모든 자펀드의 가격 조정 임계값을 임시로 조정하기 위해 의결했으며, 2020년 3월 10일부터 발효되었습니다. 2020년 3월 20일에는 임시로 가격 조정 상한(또는 조정 요인)을 펀드 및/또는 펀드 풀에 적용하거나 임시로 인상하기로 의결했습니다. 가격 조정 정책에 대한 이와 같은 변경 사항은 시장 상황이 안정될 때까지 그대로 적용될 것입니다. 주주 자료의 사본은 www.fidelity.lu에서 찾을 수 있습니다.

16. EU 내에서의 차별적인 원천징수세 주장

유럽의 투자 펀드는 일반적으로 타국에서 올린 수입에 대해 해당 지역에서 원천징수세를 부과합니다. 그러나 유럽사법재판소와 유럽자유무역협회재판소 결정은 유럽 연합 또는 유럽경제지역(이하 "EEA") 국가들이 유사한 상황에서 거주 투자자들에게 지불된 배당금에 부과하는 원천징수세율보다 더 높은 세율의 원천징수세를 국경 간 지불에 부과하고 있다는 세금 차별 주장을 지지합니다.

따라서 당사 이사회는 배당 지불에 대해 개별 EU 또는 EEA 국가들이 위법적으로 원천징수세를 부과해왔던 것으로 생각되는 국가들을 상대로 EU 및 EEA 내에서의 자본 이동 자유라는 EU 원칙에 기초하여 보호적인 청구를 제기하도록 당사에 위임했습니다. 이러한 이사회의 결정은 오로지 당사 투자자들의 지위를 보호하기 위해서 취해진 조치입니다.

이러한 청구는 그 성격이 복잡하며, 각 사법권의 현지 법령 제약과 절차적 요건을 따라야 합니다. 결과적으로 이러한 청구는 긴 소송이 되기 쉬우며, 현시점에서 본 보호적인 청구가 궁극적으로 성공할 것인가, 그리고 성공한다면 각 법역에서 원천징수세를 궁극적으로 얼마나 환급받을 수 있을 것인가가 불확실합니다.

17. 투자종목 변동 보고서

검토기간 동안 발생한 총 매매 내역을 담은 각 자펀드별 목록은 법인 등기부상의 당사 본점이나 당사의 판매사로 등록된 회사에서 무료로 구할 수 있습니다. 동 기간 동안 언제든지 귀하가 투자한 자펀드에 대한 전체 주식 보유 현황에 대한 정보를 받아볼 수 있습니다. 이러한 정보는 해당 국가의 Fidelity 대표사무소에 연락하면 요청에 따라 제공됩니다.

18. 환율

2020년 10월 31일 현재, USD 환율은 다음과 같습니다. 중국 위안의 경우, 역외 환율이 적용됩니다. RMB는 중국 인민폐에 대한 구어체로, 국제적으로는 중국 위안화(CNY)로 알려져 있습니다. CNY는 중국 본토와 역외(주로 홍콩 SAR China)에서 모두 거래되는 동일한 통화이지만 현재는 다른 환율로 거래됩니다. CNY 거래를 위한 역외 환율은 일반적으로 'CNH'라고 합니다. 펀드의 주식 가치를 결정할 때 그리고 헤지 목적을 위해 CNH 환율이 사용됩니다.

통화	환율
Australian dollar (AUD)	1.42247511
Brazilian real (BRL)	5.7352
Canadian dollar (CAD)	1.3316
Chilean peso (CLP)	773.34
Chinese renminbi (CNY)	6.6934
Colombian peso (COP)	3,862.9
Czech koruna (CZK)	23.396
Danish krone (DKK)	6.38915
도미니카 페소 (DOP)	58.48
이집트 파운드 (EGP)	15.7
Euro (EUR)	0.85833226
가나 세디 (GHS)	5.8275
Hong Kong dollar (HKD)	7.7547
Hungarian forint (HUF)	314.80625
Indian rupee (INR)	74.1075
Indonesian rupiah (IDR)	14,625
Israeli shekel (ILS)	3.40945
Japanese yen (JPY)	104.565
카자흐스탄 텡게 (KZT)	432.555
Kenian shilling (KES)	108.8
Korean won (KRW)	1,134.7
Malaysian ringgit (MYR)	4.155
Mexican peso (MXN)	21.255

통화	환율
New Zealand dollar (NZD)	1.51011779
Nigerian naira (NGN)	386.33
Norwegian krone (NOK)	9.53585
파키스탄 루피 (PKR)	160.2
Peruvian nuevo sol (PEN)	3.61405
Philippine peso (PHP)	48.4
Polish zloty (PLN)	3.9591
Pound sterling (GBP)	0.77193253
Romania new leu (RON)	4.17465
Russian ruble (RUB)	79.3925
세르비아 디나르 (RSD)	100.935
Singapore dollar (SGD)	1.3656
South African rand (ZAR)	16.23875
Sri Lankan rupee (LKR)	184.3
Swedish krona (SEK)	8.8891
Swiss franc (CHF)	0.91625
Taiwan new dollar (TWD)	28.6035
Thailand baht (THB)	31.1675
Turkish lira (TRY)	8.37825
UAE dirham (AED)	3.67315
우크라이나 흐 리브 냐 (UAH)	28.525
우루과이 페소 (UYU)	43.083
Vietnamese dong (VND)	23,182.5

19. 추후 발생사항

다음의 주식 등급은 2020년 10월 31일로 종료된 기간 이후에 설립되었습니다.

하위 펀드 이름	주식 등급	청산 일자
Sustainable Reduced Carbon Bond Fund	Y-ACC 주식 (CHF) (헤지)	11/11/2020
Sustainable Strategic Bond Fund	I-ACC 주식 (EUR) (헤지)	11/11/2020

다음의 펀드는 2020년 10월 31일로 종료된 기간 이후에 용도 변경되었습니다

2020년 11월 23일에 Global Communications Fund의 명칭이 Future Connectivity Fund로 변경되었으며, 보고 통화도 EUR에서 USD로 변경되었습니다.

EU 증권 금융 거래 규정

2017년 1월 13일에 발효된 SFTR(Securities Financing Transaction Regulation)은 증권 금융 거래의 사용에 관하여 추가적인 투명성을 요구합니다. 당사는 투자 목적을 달성하기 위해 유사한 특성을 지닌 총 수익 스왑 또는 기타 금융 파생 상품을 사용할 수 있습니다.
당사는 2020년 10월 31일에 종료된 기간에 차액 거래(CFD), 총수익 스왑(TRS) 및 유가증권 대여를 사용했습니다.
상위 10개 거래 상대방은 증권 대여에 관해서는 주석 66, TRS에 관해서는 주석 13, CFD에 관해서는 주석 14에 기술되어 있습니다.
2020년 10월 31일 현재, 주석 6에 명시된 바와 같이 유가증권 대여를 위해 담보 제공자(정부 및 국제 기관)에게서 받은 담보물만 나와 있습니다.

증권 금융 거래에 포함된 자산 에서 로 2020년 10월 31일

2020년 10월 31일 현재, 증권 금융 거래 범주별 자산(절대 가치 및 순자산의 비율):
유가증권 대여에 포함된 자산은 주석 6에 기술되어 있습니다.

하위 펀드 이름	통화	차액 거래 계약	% 순자산	총 수익 스왑	% 순자산
Absolute Return Asian Equity Fund	USD	249,894	4.92	-	-
Absolute Return Global Equity Fund	USD	813,772	8.17	-	-
Absolute Return Global Fixed Income Fund	USD	-	-	149,040	1.52
Absolute Return Multi Strategy Fund	USD	4,019,735	3.83	153,780	0.15
Asia Focus Fund	USD	465,514	0.02	-	-
Asia Pacific Multi Asset Growth & Income Fund	USD	-	-	2,763	0.00
Asia Pacific Strategic Income Fund	USD	-	-	36,012	0.08
Asian High Yield Fund	USD	-	-	3,203,998	0.07
China High Yield Fund	USD	-	-	810,235	0.05
Emerging Asia Fund	USD	213,335	0.03	-	-
European Multi Asset Income Fund	EUR	74,587	0.01	-	-
Fidelity Institutional TargetTM 2020 (Euro) Func	EUR	43,816	0.01	-	-
Fidelity Institutional TargetTM 2025 (Euro) Func	EUR	78,784	0.02	-	-
Fidelity Institutional TargetTM 2030 (Euro) Func	EUR	120,281	0.04	-	-
Fidelity Institutional TargetTM 2035 (Euro) Func	EUR	83,950	0.05	-	-
Fidelity Institutional TargetTM 2040 (Euro) Func	EUR	70,584	0.06	-	-
Fidelity Institutional TargetTM 2045 (Euro) Func	EUR	74,276	0.07	-	-
Fidelity Institutional TargetTM 2050 (Euro) Func	EUR	103,177	0.07	-	-
Fidelity Institutional TargetTM 2055 (Euro) Fund	EUR	549	0.07	-	-
Fidelity Institutional TargetTM 2060 (Euro) Fund	EUR	549	0.07	-	-
Fidelity Patrimoine	EUR	1,082,331	0.77	-	-
Fidelity S lection Internationale	EUR	26,745	0.02	-	-
Fidelity TargetTM 2025 (Euro) Fund	EUR	1,946	0.00	-	-
Fidelity TargetTM 2030 (Euro) Fund	EUR	3,348	0.00	-	-
Fidelity TargetTM 2035 (Euro) Fund	EUR	2,834	0.00	-	-
Fidelity TargetTM 2040 (Euro) Fund	EUR	3,380	0.00	-	-
Fidelity TargetTM 2045 (Euro) Fund	EUR	1,446	0.00	-	-
Fidelity TargetTM 2050 (Euro) Fund	EUR	1,125	0.00	-	-
Fidelity TargetTM 2055 (Euro) Fund	EUR	16	0.00	-	-
Fidelity TargetTM 2060 (Euro) Fund	EUR	16	0.00	-	-
Global Financial Services Fund	EUR	217,133	0.05	-	-
Global High Yield Fund	USD	-	-	142,971	0.07
Global Income Fund	USD	-	-	203,582	0.04
Global Infrastructure Fund	EUR	29,007	0.04	-	-
Global Multi Asset Income Fund	USD	2,011,777	0.02	245,103	0.00
Global Multi Asset Tactical Defensive Func	USD	594,213	0.46	-	-
Global Multi Asset Tactical Moderate Fund	USD	1,673,609	0.79	-	-
Global Short Duration Income Fund	USD	-	-	447,880	0.04
Greater China Multi Asset Growth & Income Func	USD	-	-	2,663	0.02
Growth & Income Fund	USD	53,875	0.05	-	-
Institutional Global Sector Fund	EUR	39,435	0.02	-	-
Institutional US High Yield Fund	USD	-	-	30,537	0.08
International Fund	USD	7,450	0.00	-	-
Multi Asset Target Income 2024 Fund	EUR	139,589	0.41	-	-
Pacific Fund	USD	1,899,132	0.11	-	-
SMART Global Defensive Fund	USD	17,594	0.01	8,942	0.00
SMART Global Moderate Fund	USD	22,313	0.01	10,952	0.00
UK Special Situations Fund	GBP	43,481	0.38	-	-
World Fund	USD	1,924,054	0.05	-	-

최상위 10개 담보 제공자

2020년 10월 31일 현재, 유가증권 대여에서 10대 담보 제공자(정부 및 국제 기관)로부터 받은 담보의 총 가치(기본 통화로 표시)는 다음과 같습니다.

하위 펀드 이름	통화	순위	발급자명	시장 가격
America Fund	USD	1	프랑스	20,063,006
American Diversified Fund	USD	1	미국	2,291,451
American Growth Fund	USD	1	프랑스	2,580,425
Asia Focus Fund	USD	1	프랑스	9,042,933
Asia Pacific Dividend Fund	USD	1	프랑스	5,226,221
		2	독일	288,883
Asia Pacific Multi Asset Growth & Income Fund	USD	1	프랑스	44,067
		2	미국	2,255

하위 펀드 이름	통화	순위	발급자명	시장 가격
		3	독일	1,025
Asia Pacific Opportunities Fund	USD	1	미국	26,890,842
		2	프랑스	23,735,064
		3	독일	677,467
Asian Smaller Companies Fund	USD	1	프랑스	4,234,405
		2	미국	421,692
		3	독일	88,533
Australia Fund	AUD	1	프랑스	16,180,795
China Consumer Fund	USD	1	프랑스	26,355,204
China Focus Fund	USD	1	프랑스	27,044,959
		2	독일	1,191,380
		3	미국	2,239
China Opportunities Fund	USD	1	프랑스	133,595
Emerging Asia Fund	USD	1	프랑스	70,449
		2	미국	28
Emerging Markets Fund	USD	1	프랑스	26,883,128
		2	미국	24,368,548
		3	독일	9,109,574
Euro Blue Chip Fund	EUR	1	프랑스	8,104,651
		2	미국	2,321,330
		3	독일	1,618,659
Euro STOXX 50 Fund	EUR	1	프랑스	7,181,527
		2	미국	6,645,113
		3	독일	228,227
European Dividend Fund	EUR	1	프랑스	1,224,676
		2	미국	1,133,201
		3	독일	38,920
European Dynamic Growth Fund	EUR	1	프랑스	5,034,003
		2	미국	4,657,995
		3	독일	159,980
European Growth Fund	EUR	1	미국	160,423,428
		2	프랑스	94,597,797
		3	독일	26,538,719
European Larger Companies Fund	EUR	1	미국	23,942,907
		2	프랑스	11,205,698
		3	독일	356,115
European Multi Asset Income Fund	EUR	1	미국	836,193
		2	프랑스	783,641
		3	독일	101,169
European Smaller Companies Fund	EUR	1	프랑스	20,242,957
		2	미국	5,942,352
		3	독일	1,260,842
FIRST All Country World Fund	USD	1	미국	4,997,536
FIRST Developed World Fund	USD	1	미국	436,672
FIRST European Value Fund	EUR	1	프랑스	298,865
		2	미국	21,277
Fidelity Institutional TargetTM 2015 (Euro) Func	EUR	1	미국	8,377
		2	프랑스	4,899
		3	독일	490
Fidelity Institutional TargetTM 2020 (Euro) Fund	EUR	1	미국	400,113
		2	프랑스	320,004
		3	독일	14,023
Fidelity Institutional TargetTM 2025 (Euro) Func	EUR	1	미국	687,358
		2	프랑스	566,317
		3	독일	23,521
Fidelity Institutional TargetTM 2030 (Euro) Func	EUR	1	미국	1,060,886
		2	프랑스	868,676
		3	독일	35,607
Fidelity Institutional TargetTM 2035 (Euro) Func	EUR	1	미국	749,488
		2	프랑스	613,193
		3	독일	25,492
Fidelity Institutional TargetTM 2040 (Euro) Func	EUR	1	미국	635,615
		2	프랑스	519,711
		3	독일	21,427
Fidelity Institutional TargetTM 2045 (Euro) Func	EUR	1	미국	665,108
		2	프랑스	543,181
		3	독일	22,561
Fidelity Institutional TargetTM 2050 (Euro) Func	EUR	1	미국	921,306
		2	프랑스	751,856
		3	독일	30,976
Fidelity Institutional TargetTM 2055 (Euro) Func	EUR	1	미국	5,870
		2	프랑스	5,008
		3	독일	345
Fidelity Institutional TargetTM 2060 (Euro) Fund	EUR	1	미국	5,870
		2	프랑스	5,008
		3	독일	345
Fidelity Patrimoine	EUR	1	프랑스	613,942
		2	미국	271,904
		3	독일	69,206
Fidelity S lection Internationale	EUR	1	프랑스	1,119,589
		2	미국	917,898
		3	독일	70,247

하위 펀드 이름	통화	순위	발급자명	시장 가격
Fidelity TargetTM 2020 (Euro) Fund	EUR	1	미국	3,377
Fidelity TargetTM 2020 Fund	USD	1	프랑스	4,498
		2	미국	4,321
		3	독일	458
Fidelity TargetTM 2025 (Euro) Fund	EUR	1	미국	781,780
		2	프랑스	692,507
		3	독일	25,514
Fidelity TargetTM 2030 (Euro) Fund	EUR	1	미국	1,193,999
		2	프랑스	1,063,833
		3	독일	39,417
Fidelity TargetTM 2035 (Euro) Fund	EUR	1	미국	995,385
		2	프랑스	887,234
		3	독일	32,990
Fidelity TargetTM 2040 (Euro) Fund	EUR	1	미국	1,212,202
		2	프랑스	1,081,534
		3	독일	39,924
Fidelity TargetTM 2045 (Euro) Fund	EUR	1	미국	496,027
		2	프랑스	443,310
		3	독일	16,442
Fidelity TargetTM 2050 (Euro) Fund	EUR	1	미국	385,901
		2	프랑스	344,888
		3	독일	12,792
Fidelity TargetTM 2055 (Euro) Fund	EUR	1	미국	5,647
		2	프랑스	5,034
		3	독일	185
Fidelity TargetTM 2060 (Euro) Fund	EUR	1	미국	5,647
		2	프랑스	5,034
		3	독일	185
France Fund	EUR	1	프랑스	986,439
		2	독일	306,455
		3	미국	224
Germany Fund	EUR	1	프랑스	12,811,896
		2	미국	7,461,792
		3	독일	1,532,303
Global Communications Fund	EUR	1	미국	1,350,471
Global Consumer Industries Fund	EUR	1	미국	31,671,617
		2	프랑스	11,154,444
		3	독일	11,659
Global Demographics Fund	USD	1	프랑스	10,035,321
		2	미국	3,792,582
Global Equity Income Fund	USD	1	프랑스	4,709,414
		2	미국	4,357,650
		3	독일	149,664
Global Financial Services Fund	EUR	1	미국	4,792,908
		2	프랑스	34,277
Global Focus Fund	USD	1	프랑스	4,687,992
		2	미국	3,537,794
		3	독일	121,506
Global Health Care Fund	EUR	1	프랑스	1,207,083
Global Infrastructure Fund	EUR	1	프랑스	436,580
Global Multi Asset Income Fund	USD	1	프랑스	8,843,204
		2	미국	5,597,461
		3	독일	331,050
Global Multi Asset Tactical Defensive Func	USD	1	프랑스	640,629
		2	미국	289,076
		3	독일	54,069
Global Multi Asset Tactical Moderate Fund	USD	1	프랑스	929,449
		2	독일	104,552
		3	미국	85,602
Global Technology Fund	EUR	1	미국	31,844,915
		2	프랑스	25,285,982
		3	독일	701,630
Greater China Fund II	USD	1	프랑스	6,527,919
Greater China Fund	USD	1	프랑스	10,508,863
		2	미국	3,088,301
Greater China Multi Asset Growth & Income Func	USD	1	프랑스	66,135
		2	미국	10,279
		3	독일	776
Growth & Income Fund	USD	1	프랑스	159,764
		2	미국	141,251
		3	독일	5,095
Iberia Fund	EUR	1	프랑스	2,446,832
		2	미국	551,099
		3	독일	18,928
Institutional Emerging Markets Equity Func	USD	1	프랑스	4,221,136
		2	미국	3,983,890
		3	독일	1,262,777
Institutional Euro Blue Chip Fund	EUR	1	프랑스	713,160
		2	미국	204,263
		3	독일	142,432
Institutional European Smaller Companies Func	EUR	1	프랑스	3,722,411
		2	미국	1,317,094

하위 펀드 이름	통화	순위	발급자명	시장 가격
		3	독일	58,803
Institutional Global Focus Fund	USD	1	프랑스	924,739
		2	미국	697,854
		3	독일	23,968
Institutional Global Sector Fund	EUR	1	미국	2,154,968
		2	프랑스	889,888
		3	독일	5,159
International Fund	USD	1	프랑스	9,321,951
		2	미국	8,088,087
		3	독일	518,622
Italy Fund	EUR	1	프랑스	232,695
		2	미국	140,995
		3	독일	4,842
Japan Advantage Fund	JPY	1	프랑스	486,460,371
		2	미국	85,191,362
Japan Aggressive Fund	JPY	1	프랑스	4,378,527,761
		2	독일	685,556,371
		3	미국	486,427,343
Japan Fund	JPY	1	프랑스	29,197,526
		2	미국	9,529,928
Japan Smaller Companies Fund	JPY	1	미국	181,704,356
		2	프랑스	172,948,879
		3	독일	9,559,873
Latin America Fund	USD	1	프랑스	1,560,502
Multi Asset Target Income 2024 Fund	EUR	1	프랑스	151,301
		2	미국	71,398
		3	독일	12,118
Nordic Fund	SEK	1	프랑스	45,417,686
		2	미국	16,318,491
		3	독일	646,785
Pacific Fund	USD	1	프랑스	17,609,764
		2	미국	8,731,625
		3	독일	2,261,390
SMART Global Defensive Fund	USD	1	미국	209,288
		2	프랑스	75,964
		3	독일	1,137
SMART Global Moderate Fund	USD	1	미국	235,433
		2	프랑스	86,059
		3	독일	1,289
Sustainable Eurozone Equity Fund	EUR	1	프랑스	8,381,018
		2	미국	6,139,019
		3	독일	4,776,166
Sustainable Water & Waste Fund	USD	1	미국	3,512,406
		2	프랑스	113,823
Switzerland Fund	CHF	1	프랑스	5,323,058
		2	독일	389,783
		3	미국	370,984
US High Yield Fund	USD	1	프랑스	8,979,908
		2	독일	496,371
United Kingdom Fund	GBP	1	프랑스	1,170,635
		2	미국	0
World Fund	USD	1	미국	67,254,700
		2	프랑스	41,375,567
		3	독일	802,631

파생 상품에 대한 담보물 분석 에서 로 2020년 10월 31일

현금으로 구성된 담보는 수탁기관에서 관리하고 있으며 재무제표에 반영되지 않았습니다. 담보물은 재사용되지 않았습니다. 담보물의 재사용에는 제한이 없습니다. 2020년 10월 31일 현재, 받은 담보물의 분석은 다음과 같습니다.

하위 펀드 이름	통화	담보 유형	하위 자금 조달 통화의 시장 가치	담보의 특성/등급	담보의 만기	담보의 기준 통화
Absolute Return Global Equity Fund	USD	현금	460,000	N/A	1 일 미만	USD
Asia Pacific Multi Asset Growth & Income Fund	USD	현금	3,857	N/A	1 일 미만	USD
Asia Pacific Strategic Income Fund	USD	현금	143,924	N/A	1 일 미만	USD
Asian Equity Fund	USD	현금	190,000	N/A	1 일 미만	USD
Asian High Yield Fund	USD	현금	2,445,756	N/A	1 일 미만	USD
Asian Special Situations Fund	USD	현금	616,125	N/A	1 일 미만	USD
China High Yield Fund	USD	현금	1,403,686	N/A	1 일 미만	USD
Emerging Market Corporate Debt Fund	USD	현금	280,000	N/A	1 일 미만	USD
Emerging Market Debt Fund	USD	현금	5,160,312	N/A	1 일 미만	USD
Emerging Market Local Currency Debt Fund	USD	현금	2,248,131	N/A	1 일 미만	USD
Emerging Market Total Return Debt Func	USD	현금	1,350,000	N/A	1 일 미만	USD
Euro Bond Fund	EUR	현금	2,410,797	N/A	1 일 미만	EUR
Euro Corporate Bond Fund	EUR	현금	837,077	N/A	1 일 미만	EUR
European High Yield Fund	EUR	현금	5,726,919	N/A	1 일 미만	EUR
European Multi Asset Income Fund	EUR	현금	472,792	N/A	1 일 미만	EUR
Fidelity Institutional Target™ 2015 (Euro) Fund	EUR	현금	1,686	N/A	1 일 미만	EUR
Fidelity Institutional Target™ 2020 (Euro) Func	EUR	현금	4,798	N/A	1 일 미만	USD
Fidelity Institutional Target™ 2020 (Euro) Func	EUR	현금	35,278	N/A	1 일 미만	EUR
Fidelity Institutional Target™ 2025 (Euro) Func	EUR	현금	61,696	N/A	1 일 미만	EUR
Fidelity Institutional Target™ 2025 (Euro) Func	EUR	현금	8,217	N/A	1 일 미만	USD

하위 펀드 이름	통화	담보 유형	하위 자금 조달 통화의 시장 가치	담보의 특성/등급	담보의 만기	담보의 기준 통화
Fidelity Institutional TargetTM 2030 (Euro) Func	EUR	현금	33,880	N/A	1 일 미만	EUR
Fidelity Institutional TargetTM 2030 (Euro) Func	EUR	현금	4,730	N/A	1 일 미만	USD
Fidelity Institutional TargetTM 2035 (Euro) Func	EUR	현금	1,580	N/A	1 일 미만	USD
Fidelity Institutional TargetTM 2035 (Euro) Func	EUR	현금	10,926	N/A	1 일 미만	EUR
Fidelity Institutional TargetTM 2040 (Euro) Fund	EUR	현금	596	N/A	1 일 미만	USD
Fidelity Institutional TargetTM 2040 (Euro) Func	EUR	현금	3,521	N/A	1 일 미만	EUR
Fidelity Institutional TargetTM 2045 (Euro) Func	EUR	현금	294	N/A	1 일 미만	USD
Fidelity Institutional TargetTM 2045 (Euro) Fund	EUR	현금	1,989	N/A	1 일 미만	EUR
Fidelity Institutional TargetTM 2050 (Euro) Func	EUR	현금	201	N/A	1 일 미만	USD
Fidelity Institutional TargetTM 2055 (Euro) Func	EUR	현금	1	N/A	1 일 미만	USD
Fidelity Institutional TargetTM 2060 (Euro) Fund	EUR	현금	1	N/A	1 일 미만	USD
Fidelity TargetTM 2020 (Euro) Fund	EUR	현금	67	N/A	1 일 미만	USD
Fidelity TargetTM 2020 (Euro) Fund	EUR	현금	9,553	N/A	1 일 미만	EUR
Fidelity TargetTM 2020 Fund	USD	현금	116	N/A	1 일 미만	USD
Fidelity TargetTM 2020 Fund	USD	현금	412	N/A	1 일 미만	EUR
Fidelity TargetTM 2025 (Euro) Fund	EUR	현금	1,396	N/A	1 일 미만	USD
Fidelity TargetTM 2025 (Euro) Fund	EUR	현금	151,909	N/A	1 일 미만	EUR
Fidelity TargetTM 2030 (Euro) Fund	EUR	현금	95,746	N/A	1 일 미만	EUR
Fidelity TargetTM 2030 (Euro) Fund	EUR	현금	1,110	N/A	1 일 미만	USD
Fidelity TargetTM 2035 (Euro) Fund	EUR	현금	39,190	N/A	1 일 미만	EUR
Fidelity TargetTM 2035 (Euro) Fund	EUR	현금	222	N/A	1 일 미만	USD
Fidelity TargetTM 2040 (Euro) Fund	EUR	현금	6,427	N/A	1 일 미만	EUR
Fidelity TargetTM 2040 (Euro) Fund	EUR	현금	265	N/A	1 일 미만	USD
Fidelity TargetTM 2045 (Euro) Fund	EUR	현금	109	N/A	1 일 미만	USD
Fidelity TargetTM 2050 (Euro) Fund	EUR	현금	85	N/A	1 일 미만	USD
Fidelity TargetTM 2055 (Euro) Fund	EUR	현금	1	N/A	1 일 미만	USD
Fidelity TargetTM 2060 (Euro) Fund	EUR	현금	1	N/A	1 일 미만	USD
Flexible Bond Fund	GBP	현금	160,000	N/A	1 일 미만	GBP
Global Bond Fund	USD	현금	164,769	N/A	1 일 미만	USD
Global High Yield Fund	USD	현금	1,066,583	N/A	1 일 미만	USD
Global Income Fund	USD	현금	975,000	N/A	1 일 미만	USD
Global Multi Asset Income Fund	USD	현금	1,498,420	N/A	1 일 미만	EUR
Global Multi Asset Income Fund	USD	현금	3,289,745	N/A	1 일 미만	USD
Global Short Duration Income Fund	USD	현금	540,000	N/A	1 일 미만	USD
Greater China Multi Asset Growth & Income Func	USD	현금	4,613	N/A	1 일 미만	USD
Growth & Income Fund	USD	현금	9,465	N/A	1 일 미만	USD
Growth & Income Fund	USD	현금	21,090	N/A	1 일 미만	EUR
Institutional US High Yield Fund	USD	현금	110,000	N/A	1 일 미만	USD
Pacific Fund	USD	현금	4,160,000	N/A	1 일 미만	USD
SMART Global Defensive Fund	USD	현금	87,243	N/A	1 일 미만	USD
SMART Global Moderate Fund	USD	현금	106,711	N/A	1 일 미만	USD
Sustainable Strategic Bond Fund	USD	현금	150,000	N/A	1 일 미만	USD
US Dollar Bond Fund	USD	현금	385,383	N/A	1 일 미만	USD

증권 금융 거래 분석 에서 로 2020년 10월 31일

2020년 10월 31일 현재, 증권 금융 거래의 분석은 다음과 같습니다.
증권 대여 거래에 대한 분석은 주석 5에 기술되어 있습니다.

하위 펀드 이름	통화	자산 유형	시장 가격	성숙기 테너	상대방 국가	거래 유형
Absolute Return Asian Equity Fund	USD	차액 거래 계약	85,996	열린 거래	영국	양쪽이
Absolute Return Global Equity Fund	USD	차액 거래 계약	518,316	열린 거래	영국	양쪽이
Absolute Return Global Fixed Income Fund	USD	총 수익 스왑	(11,665)	3 개월 ~ 1 년	영국	양쪽이
Absolute Return Global Fixed Income Fund	USD	총 수익 스왑	(136,234)	1개월 ~ 3개월	영국	양쪽이
Absolute Return Multi Strategy Fund	USD	총 수익 스왑	(12,039)	3 개월 ~ 1 년	영국	양쪽이
Absolute Return Multi Strategy Fund	USD	차액 거래 계약	2,765,771	열린 거래	영국	양쪽이
Absolute Return Multi Strategy Fund	USD	총 수익 스왑	(140,568)	1개월 ~ 3개월	영국	양쪽이
Asia Focus Fund	USD	차액 거래 계약	(465,514)	열린 거래	영국	양쪽이
Asia Pacific Multi Asset Growth & Income Fund	USD	총 수익 스왑	(2,763)	3 개월 ~ 1 년	영국	양쪽이
Asia Pacific Strategic Income Fund	USD	총 수익 스왑	(11,205)	3 개월 ~ 1 년	영국	양쪽이
Asia Pacific Strategic Income Fund	USD	총 수익 스왑	(24,807)	1개월 ~ 3개월	영국	양쪽이
Asian High Yield Fund	USD	총 수익 스왑	(3,203,996)	3 개월 ~ 1 년	영국	양쪽이
China High Yield Fund	USD	총 수익 스왑	(810,234)	3 개월 ~ 1 년	영국	양쪽이
Emerging Asia Fund	USD	차액 거래 계약	(213,335)	열린 거래	영국	양쪽이
European Multi Asset Income Fund	EUR	차액 거래 계약	(7,217)	열린 거래	영국	양쪽이
Fidelity Institutional TargetTM 2020 (Euro) Func	EUR	차액 거래 계약	(43,816)	열린 거래	영국	양쪽이
Fidelity Institutional TargetTM 2025 (Euro) Fund	EUR	차액 거래 계약	(78,784)	열린 거래	영국	양쪽이
Fidelity Institutional TargetTM 2030 (Euro) Func	EUR	차액 거래 계약	(120,281)	열린 거래	영국	양쪽이
Fidelity Institutional TargetTM 2035 (Euro) Func	EUR	차액 거래 계약	(83,950)	열린 거래	영국	양쪽이
Fidelity Institutional TargetTM 2040 (Euro) Fund	EUR	차액 거래 계약	(70,584)	열린 거래	영국	양쪽이
Fidelity Institutional TargetTM 2045 (Euro) Func	EUR	차액 거래 계약	(74,276)	열린 거래	영국	양쪽이
Fidelity Institutional TargetTM 2050 (Euro) Func	EUR	차액 거래 계약	(103,177)	열린 거래	영국	양쪽이
Fidelity Institutional TargetTM 2055 (Euro) Fund	EUR	차액 거래 계약	(549)	열린 거래	영국	양쪽이
Fidelity Institutional TargetTM 2060 (Euro) Fund	EUR	차액 거래 계약	(549)	열린 거래	영국	양쪽이
Fidelity Patrimoine	EUR	차액 거래 계약	(1,078,813)	열린 거래	영국	양쪽이
Fidelity S lection Internationale	EUR	차액 거래 계약	(22,905)	열린 거래	영국	양쪽이
Fidelity TargetTM 2025 (Euro) Fund	EUR	차액 거래 계약	(1,946)	열린 거래	영국	양쪽이
Fidelity TargetTM 2030 (Euro) Fund	EUR	차액 거래 계약	(3,348)	열린 거래	영국	양쪽이

하위 펀드 이름	통화	자산 유형	시장 가격	성숙기 테너	상대방 국가	거래 유형
Fidelity TargetTM 2035 (Euro) Fund	EUR	차액 거래 계약	(2,834)	열린 거래	영국	양쪽이
Fidelity TargetTM 2040 (Euro) Fund	EUR	차액 거래 계약	(3,380)	열린 거래	영국	양쪽이
Fidelity TargetTM 2045 (Euro) Fund	EUR	차액 거래 계약	(1,446)	열린 거래	영국	양쪽이
Fidelity TargetTM 2050 (Euro) Fund	EUR	차액 거래 계약	(1,125)	열린 거래	영국	양쪽이
Fidelity TargetTM 2055 (Euro) Fund	EUR	차액 거래 계약	(16)	열린 거래	영국	양쪽이
Fidelity TargetTM 2060 (Euro) Fund	EUR	차액 거래 계약	(16)	열린 거래	영국	양쪽이
Global Financial Services Fund	EUR	차액 거래 계약	(217,133)	열린 거래	영국	양쪽이
Global High Yield Fund	USD	총 수익 스왑	142,971	1개월 ~ 3개월	영국	양쪽이
Global Income Fund	USD	총 수익 스왑	203,582	1개월 ~ 3개월	영국	양쪽이
Global Infrastructure Fund	EUR	차액 거래 계약	(23,723)	열린 거래	영국	양쪽이
Global Multi Asset Income Fund	USD	차액 거래 계약	(1,071,197)	열린 거래	영국	양쪽이
Global Multi Asset Income Fund	USD	총 수익 스왑	(245,103)	3 개월 ~ 1 년	영국	양쪽이
Global Multi Asset Tactical Defensive Func	USD	차액 거래 계약	(591,551)	열린 거래	영국	양쪽이
Global Multi Asset Tactical Moderate Func	USD	차액 거래 계약	(1,671,321)	열린 거래	영국	양쪽이
Global Short Duration Income Fund	USD	총 수익 스왑	447,880	1개월 ~ 3개월	영국	양쪽이
Greater China Multi Asset Growth & Income Func	USD	총 수익 스왑	(2,663)	3 개월 ~ 1 년	영국	양쪽이
Growth & Income Fund	USD	차액 거래 계약	(53,121)	열린 거래	영국	양쪽이
Institutional Global Sector Fund	EUR	차액 거래 계약	(36,717)	열린 거래	영국	양쪽이
Institutional US High Yield Fund	USD	총 수익 스왑	30,537	1개월 ~ 3개월	영국	양쪽이
International Fund	USD	차액 거래 계약	(7,450)	열린 거래	영국	양쪽이
Multi Asset Target Income 2024 Fund	EUR	차액 거래 계약	(138,929)	열린 거래	영국	양쪽이
Pacific Fund	USD	차액 거래 계약	(1,899,132)	열린 거래	영국	양쪽이
SMART Global Defensive Fund	USD	총 수익 스왑	8,942	1개월 ~ 3개월	영국	양쪽이
SMART Global Defensive Fund	USD	차액 거래 계약	(7,594)	열린 거래	영국	양쪽이
SMART Global Moderate Fund	USD	차액 거래 계약	(7,973)	열린 거래	영국	양쪽이
SMART Global Moderate Fund	USD	총 수익 스왑	10,953	1개월 ~ 3개월	영국	양쪽이
UK Special Situations Fund	GBP	차액 거래 계약	(37,061)	열린 거래	영국	양쪽이
World Fund	USD	차액 거래 계약	(1,924,054)	열린 거래	영국	양쪽이

담보 제공

당사가 제공한 모든 담보물은 별도의 담보 계정에 보유하고 있습니다.

증권 금융 거래의 반환 및 비용

2020년 10월 31일 종료된 기간의 수익(배당 소득 및 실현 및 미실현 손익 및 유가 증권 대여 수수료) 및 증권 금융 거래의 비용은 다음과 같습니다.
이 표는 두 부분으로 분할됩니다.

하위 펀드 이름	통화	자산 유형	하위 펀드 수익률	% 총 수익의	하위 펀드 비용	% of Cost
ASEAN Fund	USD	유가증권의 대여	6,001	87.50	-	-
Absolute Return Asian Equity Fund	USD	차액 거래 계약	(75,010)	100.00	(12,356)	100.00
Absolute Return Global Equity Fund	USD	차액 거래 계약	28,137	100.00	0	100.00
Absolute Return Global Fixed Income Fund	USD	총 수익 스왑	(149,465)	100.00	0	100.00
Absolute Return Multi Strategy Fund	USD	차액 거래 계약	(13,551,864)	100.00	(172,552)	100.00
Absolute Return Multi Strategy Fund	USD	유가증권의 대여	11	87.58	-	-
Absolute Return Multi Strategy Fund	USD	총 수익 스왑	(139,876)	100.00	0	100.00
America Fund	USD	유가증권의 대여	13,340	87.50	-	-
American Diversified Fund	USD	유가증권의 대여	878	87.50	-	-
American Growth Fund	USD	유가증권의 대여	6,012	87.50	-	-
Asia Focus Fund	USD	차액 거래 계약	1,431,158	100.00	0	100.00
Asia Focus Fund	USD	유가증권의 대여	20,103	87.50	-	-
Asia Pacific Dividend Fund	USD	유가증권의 대여	8,601	87.50	-	-
Asia Pacific Multi Asset Growth & Income Fund	USD	차액 거래 계약	(7,759)	100.00	0	100.00
Asia Pacific Multi Asset Growth & Income Fund	USD	유가증권의 대여	2,085	87.50	-	-
Asia Pacific Multi Asset Growth & Income Fund	USD	총 수익 스왑	10,951	100.00	0	100.00
Asia Pacific Opportunities Fund	USD	유가증권의 대여	13,667	87.50	-	-
Asia Pacific Strategic Income Fund	USD	총 수익 스왑	19,291	100.00	0	100.00
Asian Equity Fund	USD	유가증권의 대여	1,331	87.50	-	-
Asian High Yield Fund	USD	총 수익 스왑	10,321,779	100.00	0	100.00
Asian Smaller Companies Fund	USD	유가증권의 대여	386,450	87.50	-	-
Asian Special Situations Fund	USD	유가증권의 대여	8,588	87.50	-	-
Australia Fund	AUD	유가증권의 대여	32,834	87.50	-	-
China Consumer Fund	USD	유가증권의 대여	31,234	87.50	-	-
China Focus Fund	USD	차액 거래 계약	(10,663)	100.00	0	100.00
China Focus Fund	USD	유가증권의 대여	117,216	87.50	-	-
China High Yield Fund	USD	총 수익 스왑	2,627,047	100.00	0	100.00
China Opportunities Fund	USD	유가증권의 대여	863	87.50	-	-
Emerging Asia Fund	USD	차액 거래 계약	687,997	100.00	0	100.00
Emerging Asia Fund	USD	유가증권의 대여	14,802	87.50	-	-
Emerging Europe, Middle East and Africa Fund	USD	유가증권의 대여	3,883	87.50	-	-
Emerging Market Local Currency Debt Fund	USD	차액 거래 계약	(211)	100.00	0	100.00
Emerging Markets Focus Fund	USD	차액 거래 계약	(529,256)	100.00	(8,025)	100.00
Emerging Markets Fund	USD	차액 거래 계약	(714,510)	100.00	0	100.00
Emerging Markets Fund	USD	유가증권의 대여	74,095	87.50	-	-
Euro Blue Chip Fund	EUR	유가증권의 대여	946,168	87.50	-	-
Euro STOXX 50 Fund	EUR	유가증권의 대여	11,194	87.50	-	-
European Dividend Fund	EUR	유가증권의 대여	2,386	87.50	-	-
European Dynamic Growth Fund	EUR	유가증권의 대여	177,530	87.50	-	-
European Growth Fund	EUR	유가증권의 대여	229,153	87.50	-	-
European Larger Companies Fund	EUR	유가증권의 대여	24,283	87.50	-	-

하위 펀드 이름	통화	자산 유형	하위 펀드 수익률	% 총 수익의	하위 펀드 비용	% of Cost
European Multi Asset Income Fund	EUR	차액 거래 계약	29,772	100.00	(2,389)	100.00
European Multi Asset Income Fund	EUR	유가증권의 대여	8,949	87.50	-	-
European Smaller Companies Fund	EUR	유가증권의 대여	1,043,773	87.50	-	-
FAWF Asian Special Situations Fund	USD	유가증권의 대여	42	87.50	-	-
FAWF Diversified Stock Fund	USD	유가증권의 대여	76	87.47	-	-
FAWF Equity Growth Fund	USD	유가증권의 대여	868	87.48	-	-
FAWF Europe Fund	USD	유가증권의 대여	207	87.50	-	-
FAWF International Fund	USD	유가증권의 대여	151	87.50	-	-
FAWF Pacific Fund	USD	차액 거래 계약	(283,088)	100.00	(306)	100.00
FAWF Pacific Fund	USD	유가증권의 대여	1,336	87.50	-	-
FAWF US High Income Fund	USD	유가증권의 대여	130	87.50	-	-
FIRST All Country World Fund	USD	유가증권의 대여	13,483	87.50	-	-
FIRST Developed World Fund	USD	유가증권의 대여	1,777	87.50	-	-
FIRST European Value Fund	EUR	유가증권의 대여	1,110	87.50	-	-
Fidelity Institutional TargetTM 2015 (Euro) Fund	EUR	차액 거래 계약	(54)	100.00	0	100.00
Fidelity Institutional TargetTM 2015 (Euro) Func	EUR	유가증권의 대여	13	87.51	-	-
Fidelity Institutional TargetTM 2020 (Euro) Func	EUR	차액 거래 계약	(85,989)	100.00	0	100.00
Fidelity Institutional TargetTM 2020 (Euro) Fund	EUR	유가증권의 대여	4,856	87.50	-	-
Fidelity Institutional TargetTM 2025 (Euro) Func	EUR	차액 거래 계약	(156,231)	100.00	0	100.00
Fidelity Institutional TargetTM 2025 (Euro) Func	EUR	유가증권의 대여	8,804	87.50	-	-
Fidelity Institutional TargetTM 2030 (Euro) Fund	EUR	차액 거래 계약	(232,384)	100.00	0	100.00
Fidelity Institutional TargetTM 2030 (Euro) Func	EUR	유가증권의 대여	12,443	87.50	-	-
Fidelity Institutional TargetTM 2035 (Euro) Func	EUR	차액 거래 계약	(162,219)	100.00	0	100.00
Fidelity Institutional TargetTM 2035 (Euro) Fund	EUR	유가증권의 대여	8,972	87.50	-	-
Fidelity Institutional TargetTM 2040 (Euro) Func	EUR	차액 거래 계약	(136,283)	100.00	0	100.00
Fidelity Institutional TargetTM 2040 (Euro) Func	EUR	유가증권의 대여	7,531	87.50	-	-
Fidelity Institutional TargetTM 2045 (Euro) Fund	EUR	차액 거래 계약	(142,846)	100.00	0	100.00
Fidelity Institutional TargetTM 2045 (Euro) Func	EUR	유가증권의 대여	7,872	87.50	-	-
Fidelity Institutional TargetTM 2050 (Euro) Func	EUR	차액 거래 계약	(197,588)	100.00	0	100.00
Fidelity Institutional TargetTM 2050 (Euro) Fund	EUR	유가증권의 대여	10,828	87.50	-	-
Fidelity Institutional TargetTM 2055 (Euro) Func	EUR	차액 거래 계약	(549)	100.00	0	100.00
Fidelity Institutional TargetTM 2055 (Euro) Func	EUR	유가증권의 대여	9	87.46	-	-
Fidelity Institutional TargetTM 2060 (Euro) Fund	EUR	차액 거래 계약	(549)	100.00	0	100.00
Fidelity Institutional TargetTM 2060 (Euro) Fund	EUR	유가증권의 대여	9	87.46	-	-
Fidelity Patrimoine	EUR	차액 거래 계약	2,297,274	100.00	869	100.00
Fidelity Patrimoine	EUR	유가증권의 대여	22,390	87.50	-	-
Fidelity S lection Internationale	EUR	차액 거래 계약	43,733	100.00	159	100.00
Fidelity S lection Internationale	EUR	유가증권의 대여	22,191	87.50	-	-
Fidelity TargetTM 2020 (Euro) Fund	EUR	차액 거래 계약	5,004	100.00	0	100.00
Fidelity TargetTM 2020 (Euro) Fund	EUR	유가증권의 대여	38	87.50	-	-
Fidelity TargetTM 2020 Fund	USD	차액 거래 계약	0	100.00	0	100.00
Fidelity TargetTM 2020 Fund	USD	유가증권의 대여	164	87.50	-	-
Fidelity TargetTM 2025 (Euro) Fund	EUR	차액 거래 계약	14,197	100.00	0	100.00
Fidelity TargetTM 2025 (Euro) Fund	EUR	유가증권의 대여	9,580	87.50	-	-
Fidelity TargetTM 2030 (Euro) Fund	EUR	차액 거래 계약	18,851	100.00	0	100.00
Fidelity TargetTM 2030 (Euro) Fund	EUR	유가증권의 대여	14,603	87.50	-	-
Fidelity TargetTM 2035 (Euro) Fund	EUR	차액 거래 계약	12,051	100.00	0	100.00
Fidelity TargetTM 2035 (Euro) Fund	EUR	유가증권의 대여	12,488	87.50	-	-
Fidelity TargetTM 2040 (Euro) Fund	EUR	차액 거래 계약	10,004	100.00	0	100.00
Fidelity TargetTM 2040 (Euro) Fund	EUR	유가증권의 대여	14,998	87.50	-	-
Fidelity TargetTM 2045 (Euro) Fund	EUR	차액 거래 계약	3,933	100.00	0	100.00
Fidelity TargetTM 2045 (Euro) Fund	EUR	유가증권의 대여	6,118	87.50	-	-
Fidelity TargetTM 2050 (Euro) Fund	EUR	차액 거래 계약	2,685	100.00	0	100.00
Fidelity TargetTM 2050 (Euro) Fund	EUR	유가증권의 대여	4,710	87.50	-	-
Fidelity TargetTM 2055 (Euro) Fund	EUR	차액 거래 계약	(16)	100.00	0	100.00
Fidelity TargetTM 2055 (Euro) Fund	EUR	유가증권의 대여	10	87.58	-	-
Fidelity TargetTM 2060 (Euro) Fund	EUR	차액 거래 계약	(16)	100.00	0	100.00
Fidelity TargetTM 2060 (Euro) Fund	EUR	유가증권의 대여	10	87.58	-	-
Flexible Bond Fund	GBP	차액 거래 계약	(72)	100.00	0	100.00
France Fund	EUR	유가증권의 대여	41,222	87.50	-	-
Germany Fund	EUR	유가증권의 대여	1,429,447	87.50	-	-
Global Communications Fund	EUR	유가증권의 대여	1,053	87.51	-	-
Global Consumer Industries Fund	EUR	유가증권의 대여	135,239	87.50	-	-
Global Demographics Fund	USD	유가증권의 대여	15,800	87.50	-	-
Global Dividend Fund	USD	유가증권의 대여	322,040	87.50	-	-
Global Equity Income Fund	USD	유가증권의 대여	3,289	87.50	-	-
Global Financial Services Fund	EUR	차액 거래 계약	779,880	100.00	(3,606)	100.00
Global Financial Services Fund	EUR	유가증권의 대여	483	87.50	-	-
Global Focus Fund	USD	유가증권의 대여	24,334	87.50	-	-
Global Health Care Fund	EUR	유가증권의 대여	23,484	87.50	-	-
Global High Yield Fund	USD	총 수익 스왑	299,634	100.00	0	100.00
Global Income Fund	USD	총 수익 스왑	586,792	100.00	0	100.00
Global Industrials Fund	EUR	유가증권의 대여	2,380	87.50	-	-
Global Infrastructure Fund	EUR	차액 거래 계약	(88,163)	100.00	0	100.00
Global Infrastructure Fund	EUR	유가증권의 대여	26,052	87.50	-	-
Global Multi Asset Income Fund	USD	차액 거래 계약	(6,198,837)	100.00	(3,858)	100.00
Global Multi Asset Income Fund	USD	유가증권의 대여	78,842	87.50	-	-
Global Multi Asset Income Fund	USD	총 수익 스왑	742,769	100.00	0	100.00
Global Multi Asset Tactical Defensive Func	USD	차액 거래 계약	885,551	100.00	461	100.00
Global Multi Asset Tactical Defensive Func	USD	유가증권의 대여	15,075	87.50	-	-
Global Multi Asset Tactical Defensive Fund	USD	총 수익 스왑	34,310	100.00	0	100.00
Global Multi Asset Tactical Moderate Fund	USD	차액 거래 계약	2,978,214	100.00	1,464	100.00

보충 정보 - 계속

하위 펀드 이름	통화	자산 유형	하위 펀드 수익률	% 총 수익의	하위 펀드 비용	% of Cost
Global Multi Asset Tactical Moderate Fund	USD	유가증권의 대여	23,082	87.50	-	-
Global Multi Asset Tactical Moderate Func	USD	총 수익 스왑	78,327	100.00	0	100.00
Global Property Fund	USD	차액 거래 계약	130,808	100.00	0	100.00
Global Property Fund	USD	유가증권의 대여	14,454	87.50	-	-
Global Short Duration Income Fund	USD	총 수익 스왑	1,290,942	100.00	0	100.00
Global Technology Fund	EUR	유가증권의 대여	104,725	87.50	-	-
Greater China Fund	USD	유가증권의 대여	46,453	87.50	-	-
Greater China Fund II	USD	유가증권의 대여	40,907	87.50	-	-
Greater China Multi Asset Growth & Income Func	USD	차액 거래 계약	(4)	100.00	0	100.00
Greater China Multi Asset Growth & Income Func	USD	유가증권의 대여	197	87.50	-	-
Greater China Multi Asset Growth & Income Func	USD	총 수익 스왑	11,917	100.00	0	100.00
Growth & Income Fund	USD	차액 거래 계약	58,865	100.00	1,766	100.00
Growth & Income Fund	USD	유가증권의 대여	492	87.50	-	-
Growth & Income Fund	USD	총 수익 스왑	1,671	100.00	0	100.00
Iberia Fund	EUR	유가증권의 대여	7,749	87.50	-	-
Institutional Emerging Markets Equity Func	USD	차액 거래 계약	(117,661)	100.00	0	100.00
Institutional Emerging Markets Equity Fund	USD	유가증권의 대여	11,925	87.50	-	-
Institutional Euro Blue Chip Fund	EUR	유가증권의 대여	79,343	87.50	-	-
Institutional European Larger Companies Fund	EUR	유가증권의 대여	9,641	87.50	-	-
Institutional European Smaller Companies Func	EUR	유가증권의 대여	210,565	87.50	-	-
Institutional Global Focus Fund	USD	유가증권의 대여	4,735	87.50	-	-
Institutional Global Sector Fund	EUR	차액 거래 계약	(12,840)	100.00	(234)	100.00
Institutional Global Sector Fund	EUR	유가증권의 대여	23,112	87.50	-	-
Institutional Japan Fund	JPY	유가증권의 대여	6,530	87.50	-	-
Institutional US High Yield Fund	USD	총 수익 스왑	88,019	100.00	0	100.00
International Fund	USD	차액 거래 계약	20,554	100.00	(66)	100.00
International Fund	USD	유가증권의 대여	102,126	87.50	-	-
Italy Fund	EUR	유가증권의 대여	45,381	87.50	-	-
Japan Advantage Fund	JPY	유가증권의 대여	2,242,865	87.50	-	-
Japan Aggressive Fund	JPY	유가증권의 대여	33,737,397	87.50	-	-
Japan Fund	JPY	유가증권의 대여	2,588,594	87.50	-	-
Japan Smaller Companies Fund	JPY	유가증권의 대여	787,882	87.50	-	-
Latin America Fund	USD	유가증권의 대여	2,484	87.50	-	-
Multi Asset Target Income 2024 Fund	EUR	차액 거래 계약	239,559	100.00	112	100.00
Multi Asset Target Income 2024 Fund	EUR	유가증권의 대여	3,508	87.50	-	-
Multi Asset Target Income 2024 Fund	EUR	총 수익 스왑	8,737	100.00	0	100.00
Nordic Fund	SEK	유가증권의 대여	188,365	87.50	-	-
Pacific Fund	USD	차액 거래 계약	16,350,164	100.00	(43,983)	100.00
Pacific Fund	USD	유가증권의 대여	287,496	87.50	-	-
SMART Global Defensive Fund	USD	차액 거래 계약	(43,498)	100.00	(6,417)	100.00
SMART Global Defensive Fund	USD	유가증권의 대여	1,121	87.50	-	-
SMART Global Defensive Fund	USD	총 수익 스왑	32,075	100.00	0	100.00
SMART Global Moderate Fund	USD	차액 거래 계약	(51,124)	100.00	(9,288)	100.00
SMART Global Moderate Fund	USD	유가증권의 대여	1,258	87.50	-	-
SMART Global Moderate Fund	USD	총 수익 스왑	15,535	100.00	0	100.00
Sustainable Eurozone Equity Fund	EUR	유가증권의 대여	34,404	87.50	-	-
Sustainable Global Equity Fund	USD	유가증권의 대여	1,010	87.50	-	-
Sustainable Strategic Bond Fund	USD	차액 거래 계약	(78)	100.00	0	100.00
Sustainable Water & Waste Func	USD	차액 거래 계약	481,332	100.00	(21,894)	100.00
Sustainable Water & Waste Func	USD	유가증권의 대여	52,726	87.50	-	-
Switzerland Fund	CHF	유가증권의 대여	41,788	87.50	-	-
Thailand Fund	USD	유가증권의 대여	4,195	87.50	-	-
UK Special Situations Fund	GBP	차액 거래 계약	54,878	100.00	258	100.00
UK Special Situations Fund	GBP	유가증권의 대여	379	87.50	-	-
US High Yield Fund	USD	유가증권의 대여	12,629	87.50	-	-
United Kingdom Fund	GBP	유가증권의 대여	3,106	87.50	-	-
World Fund	USD	차액 거래 계약	(1,086,125)	100.00	(26,773)	100.00
World Fund	USD	유가증권의 대여	32,639	87.50	-	-

하위 펀드 이름	통화	자산 유형	제 3자의 수익	% 총 수익의	운용역의 수익	% 총 수익의
ASEAN Fund	USD	유가증권의 대여	857	12.50	0	0.00
Absolute Return Multi Strategy Fund	USD	유가증권의 대여	2	12.58	0	0.00
America Fund	USD	유가증권의 대여	1,906	12.50	0	0.00
American Diversified Fund	USD	유가증권의 대여	125	12.50	0	0.00
American Growth Fund	USD	유가증권의 대여	859	12.50	0	0.00
Asia Focus Fund	USD	유가증권의 대여	2,872	12.50	0	0.00
Asia Pacific Dividend Fund	USD	유가증권의 대여	1,229	12.50	0	0.00
Asia Pacific Multi Asset Growth & Income Fund	USD	유가증권의 대여	298	12.50	0	0.00
Asia Pacific Opportunities Fund	USD	유가증권의 대여	1,952	12.50	0	0.00
Asian Equity Fund	USD	유가증권의 대여	190	12.50	0	0.00
Asian Smaller Companies Fund	USD	유가증권의 대여	55,207	12.50	0	0.00
Asian Special Situations Fund	USD	유가증권의 대여	1,227	12.50	0	0.00
Australia Fund	AUD	유가증권의 대여	4,691	12.50	0	0.00
China Consumer Fund	USD	유가증권의 대여	4,462	12.50	0	0.00
China Focus Fund	USD	유가증권의 대여	16,745	12.50	0	0.00
China Opportunities Fund	USD	유가증권의 대여	123	12.52	0	0.00
Emerging Asia Fund	USD	유가증권의 대여	2,115	12.50	0	0.00
Emerging Europe, Middle East and Africa Func	USD	유가증권의 대여	555	12.50	0	0.00
Emerging Markets Fund	USD	유가증권의 대여	10,585	12.50	0	0.00
Euro Blue Chip Fund	EUR	유가증권의 대여	135,167	12.50	0	0.00
Euro STOXX 50 Fund	EUR	유가증권의 대여	1,599	12.50	0	0.00

하위 펀드 이름	통화	자산 유형	제 3자의 수익	% 총 수익의	운용역의 수익	% 총 수익의
European Dividend Fund	EUR	유가증권의 대여	341	12.50	0	0.00
European Dynamic Growth Fund	EUR	유가증권의 대여	25,361	12.50	0	0.00
European Growth Fund	EUR	유가증권의 대여	32,736	12.50	0	0.00
European Larger Companies Fund	EUR	유가증권의 대여	3,469	12.50	0	0.00
European Multi Asset Income Fund	EUR	유가증권의 대여	1,279	12.50	0	0.00
European Smaller Companies Fund	EUR	유가증권의 대여	149,110	12.50	0	0.00
FAWF Asian Special Situations Fund	USD	유가증권의 대여	6	12.50	0	0.00
FAWF Diversified Stock Fund	USD	유가증권의 대여	11	12.51	0	0.00
FAWF Equity Growth Fund	USD	유가증권의 대여	124	12.51	0	0.00
FAWF Europe Fund	USD	유가증권의 대여	30	12.50	0	0.00
FAWF International Fund	USD	유가증권의 대여	22	12.50	0	0.00
FAWF Pacific Fund	USD	유가증권의 대여	191	12.50	0	0.00
FAWF US High Income Fund	USD	유가증권의 대여	19	12.50	0	0.00
FIRST All Country World Fund	USD	유가증권의 대여	1,926	12.50	0	0.00
FIRST Developed World Fund	USD	유가증권의 대여	254	12.50	0	0.00
FIRST European Value Fund	EUR	유가증권의 대여	159	12.50	0	0.00
Fidelity Institutional TargetTM 2015 (Euro) Func	EUR	유가증권의 대여	2	12.49	0	0.00
Fidelity Institutional TargetTM 2020 (Euro) Func	EUR	유가증권의 대여	694	12.50	0	0.00
Fidelity Institutional TargetTM 2025 (Euro) Func	EUR	유가증권의 대여	1,258	12.50	0	0.00
Fidelity Institutional TargetTM 2030 (Euro) Func	EUR	유가증권의 대여	1,778	12.50	0	0.00
Fidelity Institutional TargetTM 2035 (Euro) Func	EUR	유가증권의 대여	1,282	12.50	0	0.00
Fidelity Institutional TargetTM 2040 (Euro) Func	EUR	유가증권의 대여	1,076	12.50	0	0.00
Fidelity Institutional TargetTM 2045 (Euro) Func	EUR	유가증권의 대여	1,125	12.50	0	0.00
Fidelity Institutional TargetTM 2050 (Euro) Func	EUR	유가증권의 대여	1,547	12.50	0	0.00
Fidelity Institutional TargetTM 2055 (Euro) Func	EUR	유가증권의 대여	1	12.54	0	0.00
Fidelity Institutional TargetTM 2060 (Euro) Fund	EUR	유가증권의 대여	1	12.54	0	0.00
Fidelity Patrimoine	EUR	유가증권의 대여	3,199	12.50	0	0.00
Fidelity S lection Internationale	EUR	유가증권의 대여	3,170	12.50	0	0.00
Fidelity TargetTM 2020 (Euro) Fund	EUR	유가증권의 대여	5	12.50	0	0.00
Fidelity TargetTM 2020 Fund	USD	유가증권의 대여	23	12.50	0	0.00
Fidelity TargetTM 2025 (Euro) Fund	EUR	유가증권의 대여	1,369	12.50	0	0.00
Fidelity TargetTM 2030 (Euro) Fund	EUR	유가증권의 대여	2,086	12.50	0	0.00
Fidelity TargetTM 2035 (Euro) Fund	EUR	유가증권의 대여	1,784	12.50	0	0.00
Fidelity TargetTM 2040 (Euro) Fund	EUR	유가증권의 대여	2,143	12.50	0	0.00
Fidelity TargetTM 2045 (Euro) Fund	EUR	유가증권의 대여	874	12.50	0	0.00
Fidelity TargetTM 2050 (Euro) Fund	EUR	유가증권의 대여	673	12.50	0	0.00
Fidelity TargetTM 2055 (Euro) Fund	EUR	유가증권의 대여	1	12.51	0	0.00
Fidelity TargetTM 2060 (Euro) Fund	EUR	유가증권의 대여	1	12.51	0	0.00
France Fund	EUR	유가증권의 대여	5,889	12.50	0	0.00
Germany Fund	EUR	유가증권의 대여	204,207	12.50	0	0.00
Global Communications Fund	EUR	유가증권의 대여	150	12.50	0	0.00
Global Consumer Industries Fund	EUR	유가증권의 대여	19,320	12.50	0	0.00
Global Demographics Fund	USD	유가증권의 대여	2,257	12.50	0	0.00
Global Dividend Fund	USD	유가증권의 대여	46,006	12.50	0	0.00
Global Equity Income Fund	USD	유가증권의 대여	470	12.50	0	0.00
Global Financial Services Fund	EUR	유가증권의 대여	69	12.51	0	0.00
Global Focus Fund	USD	유가증권의 대여	3,476	12.50	0	0.00
Global Health Care Fund	EUR	유가증권의 대여	3,355	12.50	0	0.00
Global Industrials Fund	EUR	유가증권의 대여	340	12.50	0	0.00

하위 펀드 이름	통화	자산 유형	제 3자의 수익	% 총 수익의	운용역의 수익	% 총 수익의
Global Infrastructure Fund	EUR	유가증권의 대여	3,722	12.50	0	0.00
Global Multi Asset Income Fund	USD	유가증권의 대여	11,263	12.50	0	0.00
Global Multi Asset Tactical Defensive Func	USD	유가증권의 대여	2,154	12.50	0	0.00
Global Multi Asset Tactical Moderate Fund	USD	유가증권의 대여	3,297	12.50	0	0.00
Global Property Fund	USD	유가증권의 대여	2,065	12.50	0	0.00
Global Technology Fund	EUR	유가증권의 대여	14,961	12.50	0	0.00
Greater China Fund	USD	유가증권의 대여	6,636	12.50	0	0.00
Greater China Fund II	USD	유가증권의 대여	5,844	12.50	0	0.00
Greater China Multi Asset Growth & Income Func	USD	유가증권의 대여	28	12.50	0	0.00
Growth & Income Fund	USD	유가증권의 대여	70	12.50	0	0.00
Iberia Fund	EUR	유가증권의 대여	1,107	12.50	0	0.00
Institutional Emerging Markets Equity Func	USD	유가증권의 대여	1,704	12.50	0	0.00
Institutional Euro Blue Chip Fund	EUR	유가증권의 대여	11,335	12.50	0	0.00
Institutional European Larger Companies Fund	EUR	유가증권의 대여	1,377	12.50	0	0.00
Institutional European Smaller Companies Func	EUR	유가증권의 대여	30,081	12.50	0	0.00
Institutional Global Focus Fund	USD	유가증권의 대여	677	12.50	0	0.00
Institutional Global Sector Fund	EUR	유가증권의 대여	3,302	12.50	0	0.00
Institutional Japan Fund	JPY	유가증권의 대여	933	12.50	0	0.00
International Fund	USD	유가증권의 대여	14,589	12.50	0	0.00
Italy Fund	EUR	유가증권의 대여	6,483	12.50	0	0.00
Japan Advantage Fund	JPY	유가증권의 대여	320,405	12.50	0	0.00
Japan Aggressive Fund	JPY	유가증권의 대여	4,819,626	12.50	0	0.00
Japan Fund	JPY	유가증권의 대여	369,793	12.50	0	0.00
Japan Smaller Companies Fund	JPY	유가증권의 대여	112,554	12.50	0	0.00
Latin America Fund	USD	유가증권의 대여	355	12.50	0	0.00
Multi Asset Target Income 2024 Fund	EUR	유가증권의 대여	501	12.50	0	0.00
Nordic Fund	SEK	유가증권의 대여	26,909	12.50	0	0.00
Pacific Fund	USD	유가증권의 대여	41,071	12.50	0	0.00
SMART Global Defensive Fund	USD	유가증권의 대여	160	12.50	0	0.00
SMART Global Moderate Fund	USD	유가증권의 대여	180	12.50	0	0.00
Sustainable Eurozone Equity Fund	EUR	유가증권의 대여	4,915	12.50	0	0.00
Sustainable Global Equity Fund	USD	유가증권의 대여	144	12.50	0	0.00
Sustainable Water & Waste Fund	USD	유가증권의 대여	7,532	12.50	0	0.00
Switzerland Fund	CHF	유가증권의 대여	5,970	12.50	0	0.00
Thailand Fund	USD	유가증권의 대여	599	12.50	0	0.00
UK Special Situations Fund	GBP	유가증권의 대여	54	12.50	0	0.00
US High Yield Fund	USD	유가증권의 대여	1,804	12.50	0	0.00
United Kingdom Fund	GBP	유가증권의 대여	444	12.50	0	0.00
World Fund	USD	유가증권의 대여	4,663	12.50	0	0.00

홍콩 거주자만 해당

교차 매매

매니저 및/또는 자산운용사는 다음과 자펀드의 계정을 매매할 수 있습니다. (i) 매니저, 자산운용사 또는 그 관계사에서 관리하는 다른 고객의 계정. 또는 (ii) 구내 계정(즉, 매니저, 자산운용사 또는 관계된 자가 소유한 것으로서 지배력과 영향력을 행사할 수 있는 계정)("교차 매매") 그러한 교차매매는 관련 당국에서 공표한 관련 요구 사항에 따라서만 개시합니다.

2020년 10월 31일에 종료된 기간 중에 당사는 교차 매매를 수행하지 않았습니다.

기타 정보

이번 기간에 Euro STOXX 50® Fund의 주요 A-EUR 클래스는 순유로화 기준으로 2.61%의 수익률을 기록한 반면, EURO STOXX 50 지수(순수익 지수)는 2.43%를 기록했습니다.

하위 투자 관리자 목록

다음 표는 검토 기간의 자펀드별 하위 투자 운용회사의 내역을 보여 줍니다.

하위 펀드 이름	하위 투자 관리자
Absolute Return Asian Equity Fund	FIL Investment Management (Singapore) Limitec
Absolute Return Global Equity Fund	FIL Investments International
Absolute Return Global Fixed Income Fund	FIL Investments International
Absolute Return Multi Strategy Fund	FIL Investments International Geode Capital Management, LLC
America Fund	FIL Investments International
American Diversified Fund	FIL Investments International
American Growth Fund	FIL Investments International
ASEAN Fund	FIL Investment Management (Singapore) Limitec
Asia Focus Fund	FIL Investment Management (Hong Kong) Limited
Asia Pacific Dividend Fund	FIL Investment Management (Hong Kong) Limited
Asia Pacific Multi Asset Growth & Income Fund	FIL Investment Management (Hong Kong) Limited FIL Investment Management (Singapore) Limitec FIL Investments International
Asia Pacific Opportunities Fund	FIL Investment Management (Singapore) Limitec

하위 펀드 이름	하위 투자 관리자
Asia Pacific Strategic Income Fund	FIL Investment Management (Hong Kong) Limited FIL Investments International
Asian Bond Fund	FIL Investment Management (Hong Kong) Limited
Asian Equity Fund	FIL Investment Management (Singapore) Limitec
Asian High Yield Fund	FIL Investment Management (Hong Kong) Limited
Asian Smaller Companies Fund	FIL Investment Management (Singapore) Limitec
Asian Special Situations Fund	FIL Investment Management (Singapore) Limitec
Australia Fund	FIL Investment Management (Australia) Limitec
Australian Dollar Cash Fund	FIL Investments International
China Consumer Fund	FIL Investment Management (Hong Kong) Limited
China Focus Fund	FIL Investment Management (Hong Kong) Limited
China High Yield Fund	FIL Investment Management (Hong Kong) Limited
China Opportunities Fund	FIL Investment Management (Hong Kong) Limited
China RMB Bond Fund	FIL Investment Management (Hong Kong) Limited
Emerging Asia Fund	FIL Investment Management (Hong Kong) Limited
Emerging Europe, Middle East and Africa Func	FIL Investments International
Emerging Market Corporate Debt Fund	FIL Investment Management (Hong Kong) Limited
Emerging Market Debt Fund	FIL Investment Management (Hong Kong) Limited FIL Investments International
Emerging Market Local Currency Debt Fund	FIL Investments International
Emerging Market Total Return Debt Func	FIL Investment Management (Hong Kong) Limited FIL Investments International
Emerging Markets Focus Fund	FIL Investments International
Emerging Markets Fund	FIL Investment Management (Singapore) Limitec FIL Investments International
Emerging Markets Inflation-linked Bond Fund	FIL Investments International
Euro Blue Chip Fund	FIL (Luxembourg) S.A. - Germany Branch
Euro Bond Fund	FIL Investments International
Euro Cash Fund	FIL Investments International
Euro Corporate Bond Fund	FIL Investments International
Euro Short Term Bond Fund	FIL Investments International
Euro STOXX 50 Fund	Geode Capital Management, LLC
European Dividend Fund	FIL Investments International
European Dynamic Growth Fund	FIL Investments International
European Growth Fund	FIL Investments International
European High Yield Fund	FIL Investments International
European Larger Companies Fund	FIL Investments International
European Multi Asset Income Fund	FIL Investments International Geode Capital Management, LLC
European Smaller Companies Fund	FIL Investments International
FAWF Asian Special Situations Fund	FIL Investment Management (Singapore) Limitec
FAWF Diversified Stock Fund	Fidelity Management & Research Company LLC
FAWF Equity Growth Fund	Fidelity Management & Research Company LLC
FAWF Europe Fund	FIL Investments International
FAWF International Fund	FIL Investment Management (Hong Kong) Limited FIL Investments (Japan) Limited FIL Investments International
FAWF Limited Term Bond Fund	Fidelity Management & Research Company LLC
FAWF Pacific Fund	FIL Investment Management (Hong Kong) Limited
FAWF US Dollar Bond Fund	FIL Investments International
FAWF US High Income Fund	Fidelity Management & Research Company LLC
Fidelity Institutional Target™ 2015 (Euro) Func	FIL Investment Management (Hong Kong) Limited FIL Investments (Japan) Limited FIL Investments International
Fidelity Institutional Target™ 2020 (Euro) Func	FIL Investment Management (Australia) Limited FIL Investment Management (Hong Kong) Limited FIL Investment Management (Singapore) Limitec FIL Investments (Japan) Limited FIL Investments International
Fidelity Institutional Target™ 2025 (Euro) Func	FIL Investment Management (Australia) Limited FIL Investment Management (Hong Kong) Limited FIL Investment Management (Singapore) Limitec FIL Investments (Japan) Limited FIL Investments International

하위 펀드 이름	하위 투자 관리자
Fidelity Institutional TargetTM 2030 (Euro) Fund	FIL Investment Management (Australia) Limitec FIL Investment Management (Hong Kong) Limited FIL Investment Management (Singapore) Limitec FIL Investments (Japan) Limited FIL Investments International
Fidelity Institutional TargetTM 2035 (Euro) Fund	FIL Investment Management (Australia) Limitec FIL Investment Management (Hong Kong) Limited FIL Investment Management (Singapore) Limitec FIL Investments (Japan) Limited FIL Investments International
Fidelity Institutional TargetTM 2040 (Euro) Fund	FIL Investment Management (Australia) Limitec FIL Investment Management (Hong Kong) Limited FIL Investment Management (Singapore) Limitec FIL Investments (Japan) Limited FIL Investments International
Fidelity Institutional TargetTM 2045 (Euro) Fund	FIL Investment Management (Australia) Limitec FIL Investment Management (Hong Kong) Limited FIL Investment Management (Singapore) Limitec FIL Investments (Japan) Limited FIL Investments International
Fidelity Institutional TargetTM 2050 (Euro) Func	FIL Investment Management (Australia) Limitec FIL Investment Management (Hong Kong) Limited FIL Investment Management (Singapore) Limitec FIL Investments (Japan) Limited FIL Investments International
Fidelity Institutional TargetTM 2055 (Euro) Func	FIL Investment Management (Australia) Limitec FIL Investment Management (Hong Kong) Limited FIL Investment Management (Singapore) Limitec FIL Investments (Japan) Limited FIL Investments International
Fidelity Institutional TargetTM 2060 (Euro) Fund	FIL Investment Management (Australia) Limitec FIL Investment Management (Hong Kong) Limited FIL Investment Management (Singapore) Limitec FIL Investments (Japan) Limited FIL Investments International
Fidelity Patrimoine	FIL (Luxembourg) S.A. - Germany Branch FIL Gestion FIL Investment Management (Hong Kong) Limited FIL Investment Management (Singapore) Limitec FIL Investments (Japan) Limited FIL Investments International
Fidelity S lection Internationale	FIL (Luxembourg) S.A. - Germany Branch FIL Gestion FIL Investment Management (Australia) Limitec FIL Investment Management (Hong Kong) Limited FIL Investments (Japan) Limited FIL Investments International
Fidelity TargetTM 2020 (Euro) Fund	FIL Investment Management (Australia) Limitec FIL Investment Management (Hong Kong) Limited FIL Investment Management (Singapore) Limitec FIL Investments (Japan) Limited FIL Investments International
Fidelity TargetTM 2020 Fund	FIL (Luxembourg) S.A. - Germany Branch FIL Investment Management (Australia) Limitec FIL Investment Management (Hong Kong) Limited FIL Investment Management (Singapore) Limitec FIL Investments (Japan) Limited FIL Investments International
Fidelity TargetTM 2025 (Euro) Fund	FIL Investment Management (Australia) Limitec FIL Investment Management (Hong Kong) Limited FIL Investment Management (Singapore) Limitec FIL Investments (Japan) Limited FIL Investments International
Fidelity TargetTM 2030 (Euro) Fund	FIL Investment Management (Australia) Limitec FIL Investment Management (Hong Kong) Limited FIL Investment Management (Singapore) Limitec FIL Investments (Japan) Limited FIL Investments International
Fidelity TargetTM 2035 (Euro) Fund	FIL Investment Management (Australia) Limitec FIL Investment Management (Hong Kong) Limited FIL Investment Management (Singapore) Limitec FIL Investments (Japan) Limited FIL Investments International

하위 펀드 이름	하위 투자 관리자
Fidelity TargetTM 2040 (Euro) Fund	FIL Investment Management (Australia) Limitec FIL Investment Management (Hong Kong) Limited FIL Investment Management (Singapore) Limitec FIL Investments (Japan) Limited FIL Investments International
Fidelity TargetTM 2045 (Euro) Fund	FIL Investment Management (Australia) Limitec FIL Investment Management (Hong Kong) Limited FIL Investment Management (Singapore) Limitec FIL Investments (Japan) Limited FIL Investments International
Fidelity TargetTM 2050 (Euro) Fund	FIL Investment Management (Australia) Limitec FIL Investment Management (Hong Kong) Limited FIL Investment Management (Singapore) Limitec FIL Investments (Japan) Limited FIL Investments International
Fidelity TargetTM 2055 (Euro) Fund	FIL Investment Management (Australia) Limitec FIL Investment Management (Hong Kong) Limited FIL Investment Management (Singapore) Limitec FIL Investments (Japan) Limited FIL Investments International
Fidelity TargetTM 2060 (Euro) Fund	FIL Investment Management (Australia) Limitec FIL Investment Management (Hong Kong) Limited FIL Investment Management (Singapore) Limitec FIL Investments (Japan) Limited FIL Investments International
FIRST All Country World Fund	FIL Investment Management (Australia) Limitec
FIRST Developed World Fund	FIL Investment Management (Australia) Limitec
FIRST European Value Fund	FIL Investment Management (Australia) Limited
Flexible Bond Fund	FIL Investments International
France Fund	FIL Gestion
Germany Fund	FIL (Luxembourg) S.A. - Germany Branch
Global Bond Fund	FIL Investments International
Global Communications Fund	FIL Investments International
Global Consumer Industries Fund	FIL Investments International
Global Corporate Bond Fund	FIL Investments International
Global Demographics Fund	FIL Investments International
Global Dividend Fund	FIL Investments International
Global Equity Income Fund	FIL Investments International
Global Financial Services Fund	FIL Investments International
Global Focus Fund	FIL Investments International
Global Health Care Fund	FIL Investments International
Global High Yield Fund	FIL Investments International
Global Hybrids Bond Fund	FIL Investments International
Global Income Fund	FIL Investments International
Global Industrials Fund	FIL Investments International
Global Inflation-linked Bond Fund	FIL Investments International
Global Infrastructure Fund	FIL Investments International
Global Low Volatility Equity Fund	FIAM LLC
Global Multi Asset Income Fund	FIL Investment Management (Hong Kong) Limited FIL Investments International Fidelity Management & Research Company LLC Geode Capital Management, LLC
Global Multi Asset Tactical Defensive Func	FIL Investment Management (Hong Kong) Limited FIL Investment Management (Singapore) Limitec FIL Investments (Japan) Limited FIL Investments International
Global Multi Asset Tactical Moderate Fund	FIL Investment Management (Hong Kong) Limited FIL Investment Management (Singapore) Limitec FIL Investments (Japan) Limited FIL Investments International
Global Property Fund	FIL Investments International
Global Short Duration Income Fund	FIL Investments International
Global Technology Fund	FIL Investments International
Greater China Fund	FIL Investment Management (Hong Kong) Limited
Greater China Fund II	FIL Investment Management (Hong Kong) Limited
Greater China Multi Asset Growth & Income Func	FIL Investment Management (Hong Kong) Limited FIL Investments International

하위 펀드 이름	하위 투자 관리자
Growth & Income Fund	FIL Investment Management (Hong Kong) Limited FIL Investments (Japan) Limited FIL Investments International Fidelity Management & Research Company LLC Geode Capital Management, LLC
Iberia Fund	FIL Investments International
India Focus Fund	FIL Investment Management (Singapore) Limited
Indonesia Fund	FIL Investment Management (Singapore) Limited
Institutional Emerging Markets Equity Fund	FIL Investments International
Institutional Euro Blue Chip Fund	FIL (Luxembourg) S.A. - Germany Branch
Institutional European High Yield Fund	FIL Investments International
Institutional European Larger Companies Fund	FIL Investments International
Institutional European Smaller Companies Fund	FIL Investments International
Institutional Global Focus Fund	FIL Investments International
Institutional Global Sector Fund	FIL Investments International
Institutional Japan Fund	FIL Investments (Japan) Limited
Institutional US High Yield Fund	FIL Investments International
International Fund	FIL Investment Management (Australia) Limited FIL Investment Management (Hong Kong) Limited FIL Investment Management (Singapore) Limited FIL Investments (Japan) Limited FIL Investments International
Italy Fund	FIL (Luxembourg) S.A. - Italy Branch
Japan Advantage Fund	FIL Investments (Japan) Limited
Japan Aggressive Fund	FIL Investments (Japan) Limited
Japan Fund	FIL Investments (Japan) Limited
Japan Smaller Companies Fund	FIL Investments (Japan) Limited
Latin America Fund	FIL Investments International
Malaysia Fund	FIL Investment Management (Singapore) Limited
Multi Asset Target Income 2024 Fund	FIL Investment Management (Hong Kong) Limited FIL Investment Management (Singapore) Limited FIL Investments (Japan) Limited FIL Investments International
Nordic Fund	FIL Gestion
Pacific Fund	FIL Investment Management (Hong Kong) Limited
Singapore Fund	FIL Investment Management (Singapore) Limited
SMART Global Defensive Fund	FIL Investment Management (Australia) Limited FIL Investment Management (Hong Kong) Limited FIL Investments International Geode Capital Management, LLC
SMART Global Moderate Fund	FIL Investment Management (Australia) Limited FIL Investment Management (Hong Kong) Limited FIL Investments International Geode Capital Management, LLC
Sterling Cash Fund	FIL Investments International
Sustainable Eurozone Equity Fund	FIL Investments International
Sustainable Global Equity Fund	FIL Investment Management (Australia) Limited
Sustainable Reduced Carbon Bond Fund	FIL Investments International
Sustainable Strategic Bond Fund	FIL Investments International
Sustainable Water & Waste Fund	FIL Investments International
Switzerland Fund	FIL (Luxembourg) S.A. - Italy Branch
Taiwan Fund	FIL Investment Management (Hong Kong) Limited
Thailand Fund	FIL Investment Management (Singapore) Limited
UK Special Situations Fund	FIL Investments International
United Kingdom Fund	FIL Investments International
US Dollar Bond Fund	FIL Investments International
US Dollar Cash Fund	FIL Investments International
US High Yield Fund	Fidelity Management & Research Company LLC
World Fund	FIL Investments International

Directory
에서 로 2020년 10월 31일

등록사무소
Fidelity Funds
2a, rue Albert Borschette
B.P. 2174
L-1021 Luxembourg
Grand Duchy of Luxembourg

관리회사
FIL Investment Management (Luxembourg) S.A.
2a, rue Albert Borschette
B.P. 2174
L-1021 Luxembourg
Grand Duchy of Luxembourg

자산운용사
FIL Fund Management Limited
Pembroke Hall
42 Crow Lane
Pembroke HM19
Bermuda

수탁 기관 및 수탁 은행
Brown Brothers Harriman (Luxembourg) S.C.A.
80, Route d'Esch
L-1470 Luxembourg
Grand Duchy of Luxembourg

일반 판매회사
FIL Distributors
Pembroke Hall
42 Crow Lane
Pembroke HM19
Bermuda
전화: (1) 441 297 7267
팩스: (1) 441 295 4493

주식 판매회사
FIL Distributors International Limited
PO Box HM670
Hamilton HMCX
Bermuda
전화: (1) 441 297 7267
팩스: (1) 441 295 4493

FIL Investments International
Kingswood Fields
Millfield Lane
Tadworth
Lower Kingswood, Surrey KT20 6RP
United Kingdom
(영국 금융업무감독청의 인가 및 감독을 받음)
전화: (44) 1732 361 144

FIL (Luxembourg) S.A.
2a, rue Albert Borschette
B.P. 2174
L-1021 Luxembourg
Grand Duchy of Luxembourg
전화: (352) 250 404 1
팩스: (352) 263 839 38

FIL Investment Management (Hong Kong) Limited
21/F, Two Pacific Place
88 Queensway
Admiralty, Hong Kong
전화: (852) 2629 2629
팩스: (852) 2629 6088

FIL Gestion
21 avenue Kl ber
75784 Paris Cedex 16
France
전화: (33) 1 7304 3000

FIL Investment Services GmbH
Kastanienh he 1
D-61476 Kronberg im Taunus
Germany
전화: (49) 6173 509 0
팩스: (49) 6173 509 4199

FIL Investment Management (Singapore) Limited
8 Marina View
No. 35-06 Asia Square Tower 1
Singapore 018960
전화: (65) 6511 2200 (general)
팩스: (65) 6536 1960

FIL Pensions Management
Kingswood Fields
Millfield Lane
Tadworth
Lower Kingswood, Surrey KT20 6RP
United Kingdom
전화: (44) 1732 361 144

Financial Administration Services Limited
Kingswood Fields
Millfield Lane
Tadworth
Lower Kingswood, Surrey KT20 6RP
United Kingdom
전화: (44) 1732 361 144

주식등록기관, 사무수탁회사, 일반사무관리회사, 현지 대리인
FIL Investment Management (Luxembourg) S.A.
2a, rue Albert Borschette
B.P. 2174
L-1021 Luxembourg
Grand Duchy of Luxembourg

무기명 주식 등록기관
FIL (Luxembourg) S.A.
2a, rue Albert Borschette
B.P. 2174
L-1021 Luxembourg
Grand Duchy of Luxembourg

오스트리아 대표사무소
UniCredit Bank Austria AG
Schottengasse 6-8
A-1010 Wien
Austria

덴마크 대표사무소
P/F BankNordik
DK-2300 Copenhagen S CVR no. 32049664
Denmark

프랑스 대표사무소
BNP Paribas Securities Services S.A.
3 rue d'Antin
F-75002 Paris
France

홍콩 대표사무소
FIL Investment Management (Hong Kong) Limited
21/F, Two Pacific Place
88 Queensway
Admiralty
Hong Kong SAR China

아일랜드 대표사무소
FIL Fund Management (Ireland) Limited
George's Quay House
43 Townsend Street
Dublin 2
D02 VK65
Ireland

몰타 대표사무소
Growth Investments Limited
Middle Sea House
Floriana FRN 1442
Malta

노르웨이 대표 사무소
FIL (Luxembourg) S.A.
2a, rue Albert Borschette
B.P. 2174
L-1021 Luxembourg
Grand Duchy of Luxembourg
전화: (352) 250 404 1
팩스: (352) 26 38 39 38

싱가포르 대표사무소
FIL Investment Management (Singapore) Limited
8 Marina View
No. 35-06 Asia Square Tower 1
Singapore 018960

남아프리카공화국 대표사무소
Prescient Management Company Ltd
Prescient House, Westlake Business Park, Otto Close, Westlake, 7945, South Africa

스웨덴 대표사무소
Svenska Handelsbanken AB
Blasieholmstorg 12
SE-106 70 Stockholm
Sweden

스위스 대표사무소
BNP Paribas Securities Services, Paris, succursale de Zurich
Selnaustrasse 16
Case Postale
CH-8002 Zurich
Switzerland

대만 대표사무소

FIL Securities Investment Trust Co. (Taiwan) Limited
11F, 68 Zhongxiao East Road, Section 5
Xinyi Dist., Taipei City 11065

영국 대표 사무소

FIL Pensions Management
Kingswood Fields
Millfield Lane
Tadworth
Lower Kingswood, Surrey KT20 6RP
United Kingdom
전화: (44) 1732 361 144

감사인

Deloitte Audit
Soci t responsabilit limit e
20, Boulevard de Kockelscheuer
L-1821 Luxembourg
Grand Duchy of Luxembourg

피델리티, 피델리티 인터내셔널, 피델리티 인터내셔널 로고 심볼은 FIL Limited의 상표입니다