

Fidelity Funds – US Dollar Cash Fund

富達基金 – 美元現金基金

30 April 2025 年4月30日

- This fund invests primarily in US dollar denominated debt securities including cash and cash equivalents.

• The fund is subject to risk to capital and income, foreign currency risk, concentration risk and risks associated with debt securities, including Credit / Counterparty, Interest Rate, Downgrading, Valuation and Credit Rating Risk. An investment in a Cash fund is neither insured nor guaranteed by any government, or any bank guarantee fund. The fund does not guarantee a stable net asset value.

• The use of ESG criteria may affect the fund's investment performance and may result in a return unfavorably to similar products without such focus. The ESG characteristics of securities may change over time, which may require the Investment Manager disposing of such securities when it might be disadvantageous to do so, which may lead to a fall in the fund's value. Evaluation of sustainable characteristics of the securities may involve the Investment Manager's subjective judgment, which is subject to a risk that the fund could have indirect exposure to issuers who do not meet the relevant characteristics, and such characteristics of a security can change over time.

• The fund's net derivative exposure may be up to 50% of its NAV, the use of derivatives may involve liquidity risk, counterparty credit risk, volatility risk, valuations risks and over-the-counter transaction risk, at times. Exposure to financial derivative instruments and its leverage element may lead to a high risk of significant loss by the fund.

• For dividend of certain share classes, payment of dividends out of capital and/or effectively out of capital amounts to a return or withdrawal of part of an investor's original investment or from any capital gains attributable to that original investment. Any such distributions may result in an immediate reduction of the NAV per share/unit.

• Investors may suffer substantial loss of their investments in the fund. Investor should not invest in the fund solely based on the information provided in this document and should read the offering documents, including Product Key Facts (including the risk factors) for details.

• 本基金主要投資於以美元結算的債務證券，包括現金及現金等值。

• 基金可能涉及資本及收益的風險、外幣風險、集中度風險及與債務證券有關的風險，包括信貸／交易對手、利率、評級下調、估值及信貸評級風險。現金基金的投資不獲任何政府、或任何銀行保證基金提供承保或保證。基金不保證資產淨值穩定。

• 使用ESG準則可能會影響基金的投資表現，並可能導致回報遜於不設該焦點的類似產品。證券的ESG特徵可能會隨著時間而改變，投資經理可能須被迫在不利時機出售該等證券，導致基金的價值下跌。評估證券的可持續發展特徵及證券選擇可能涉及投資經理的主觀判斷。基金可能間接投資於不符合相關可持續發展特徵的發行機構的風險，而且證券的可持續發展特徵可隨時間而改變。

• 基金的衍生工具風險承擔淨額最高為其資產淨值的50%。偶爾使用衍生工具可能會引發流動性風險、交易對手信貸風險、波幅風險、估值風險及場外交易市場交易風險。投資於金融衍生工具及其槓桿元素可能導致基金須承受錄得重大損失的高風險。

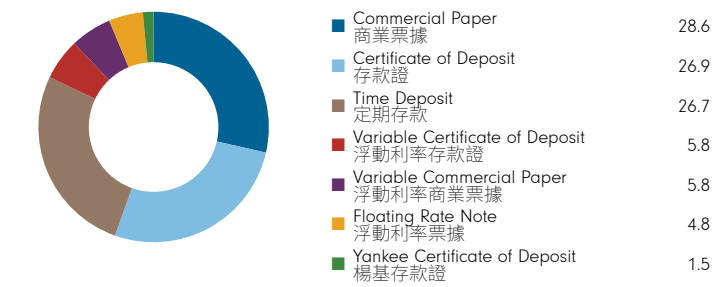
• 若干股份類別的股息可從資本中及／或實際上從資本中撥付股息即代表投資者獲付還或提取原有投資本金的部份金額，或從原有投資應佔的任何資本收益中獲付還或提取金額。任何該等分派可能導致每股／每單位資產淨值即時減少。

• 您在本基金的投資有可能大幅虧損。投資者應該參閱基金之銷售文件，包括產品資料概要(包括風險因素)，而不應只根據這文件內的資料而作出投資。
- Fund Details 基金資料
- | | |
|-----------------------------|-------------------------------------|
| Fund Manager 基金經理 | Tim Foster
Ravin Seeneevassen |
| Reference Currency 報價貨幣 | USD 美元 |
| Fund Size 基金資產值 | US\$2,606m (百萬美元) |
| Max. Sales Charge 最高認購費 | 0% |
| Annual Management Fee 每年管理費 | 0.15% |
| Min. Subscription 最低認購金額 | USD2,500 or HKD eqv
2,500美元或港元等值 |
| Total No. of Positions 總持股數 | 176 |
| Fidelity Fund Code 富達基金代號 | 1059 |
- Fund Performance (rebased to 100)
基金表現 (重訂基數至 100)
-
- Performance is shown for the last 5 years (or since launch for funds launched within that period), rebased to 100. 列示最近 5 年表現 (或最近 5 年內推出之基金之自推出以來表現)，重訂基數至 100。
- Top 10 holdings (% TNA) 10大公司或債券持倉 (佔淨資產總額百分比)
- | | Fund 基金 |
|---|---------|
| LANDESBANK BADEN-WUERT (UNGTD) | 7.8 |
| BRED BANQUE POPULAIRE | 7.8 |
| LANDESBANK HESS-THURNGN(UNGTD) | 7.7 |
| LANDESBANK HESS-THURNGN(UNGTD) | 7.7 |
| KBC BANK NV | 3.1 |
| SG ISSUER SA | 1.9 |
| BNP PARIBAS ISSUANCE BV | 1.5 |
| GREAT BEAR FUNDING DAC | 1.5 |
| CHESHAM FINANCE LTD / CHESHAM FINANCE LLC | 1.5 |
| JPMORGAN SECS LLC | 1.2 |
- Investment Objective 投資目標
- The fund aims to offer returns in line with money market rates over the recommended holding period. The fund invests at least 70% (and normally 75%) in US dollar denominated money market instruments such as reverse repurchase agreements and deposits. The fund qualifies as a short-term VNAV money market fund and it is rated Aaa-mf by Moody's Investor Services, Inc. 基金旨在於建議持有期內提供與貨幣市場利率一致的回報。基金將最少70% (通常為75%) 的資產投資於以美元計價的貨幣市場工具，例如反向回購協議和存款。基金符合短期VNAV貨幣市場基金的條件，並獲穆迪投資者服務公司評為 Aaa-mf。 The investment objective was changed in 2022. 投資目標已於2022年作出修訂。
- Share Class Details & Codes 股份類別資料及代碼
- | Share Class 股份類別 | Launch Date 推出日期 | NAV 單位資產淨值 | Bloomberg Ticker 彭博代碼 | ISIN 基金代碼 |
|----------------------------------|------------------|------------|-----------------------|--------------|
| A-USD A股-美元 | 20.09.93 | 12.25 | FIDCUSI LX | LU0064963852 |
| A-ACC-USD A股-累積-美元 | 25.09.06 | 12.87 | FUDCAUA LX | LU0261952922 |
| A-ACC-HKD A股-累積-港元 | 12.06.19 | 11.35 | FIUSAAH LX | LU1986416003 |
| A-MINCOME(G)-HKD A股-每月特色派息(G)-港元 | 26.07.23 | 9.96 | FIUDLRA LX | LU2639601900 |
| A-MINCOME(G)-USD A股-每月特色派息(G)-美元 | 26.07.23 | 9.99 | FUSCLAM LX | LU2639602031 |
- A: distributing share class. A-ACC: accumulating share class. A股：派息股份類別。A股-累積：累積股份類別。
- Cumulative Performance 累積表現 (%)
- | | YTD 年初至今 | 3 mth 3 個月 | 6 mth 6 個月 | 1 yr 1 年 | 3 yr 3 年 | 5 yr 5 年 | Since Launch 自推出以來 |
|----------------------------------|----------|------------|------------|----------|----------|----------|--------------------|
| A-USD A股-美元 | 1.4 | 1.0 | 2.1 | 4.8 | 13.7 | 13.2 | 101.5 |
| A-ACC-USD A股-累積-美元 | 1.4 | 1.0 | 2.1 | 4.8 | 13.7 | 13.2 | 28.7 |
| A-ACC-HKD A股-累積-港元 | 1.3 | 0.5 | 1.9 | 3.9 | 12.4 | 13.1 | 13.5 |
| A-MINCOME(G)-HKD A股-每月特色派息(G)-港元 | 1.3 | 0.5 | 1.9 | 3.9 | - | - | 8.7 |
| A-MINCOME(G)-USD A股-每月特色派息(G)-美元 | 1.4 | 1.0 | 2.1 | 4.8 | - | - | 9.1 |
- Source: Fidelity, NAV-NAV basis, in respective currencies with dividends re-invested. Index performance (if any) is calculated in the currency of the first share class listed in the table. 資料來源：富達，以資產淨值及各自貨幣計算，並假設股息盈利再作投資。指數表現（如有）以表內列示第一項股份類別之貨幣計算。
- ◇ Effective from 11 April 2023, the English name of "Fidelity Funds – Sustainable US Dollar Cash Fund" is renamed to "Fidelity Funds – US Dollar Cash Fund". 自2023年4月11日起，富達基金 – 美元現金基金的英文名稱會作出變動，而中文名稱不會改變。
- Cash 現金

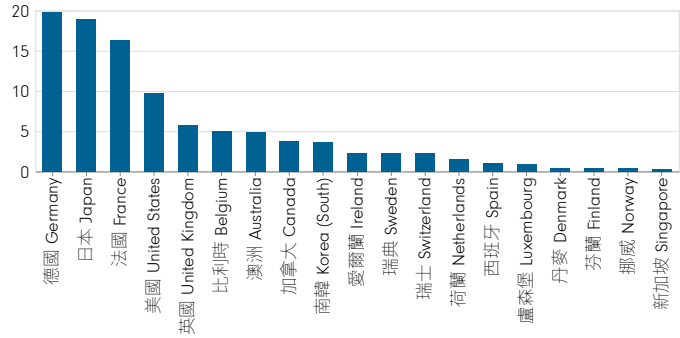
Fidelity Funds – US Dollar Cash Fund
富達基金 – 美元現金基金

30 April 2025 年4月30日

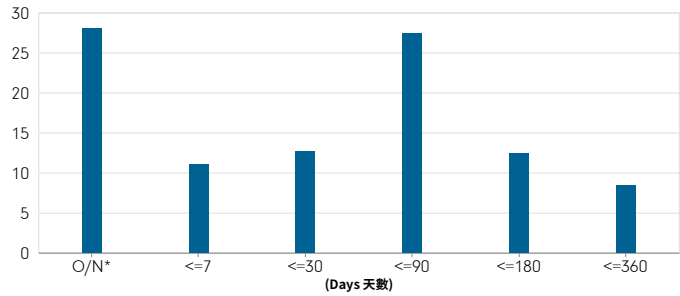
Asset Allocation (% TNA) 資產分配 (佔淨資產總額百分比)



Geographic Exposure (% TNA) 地區分佈(佔淨資產總額百分比)

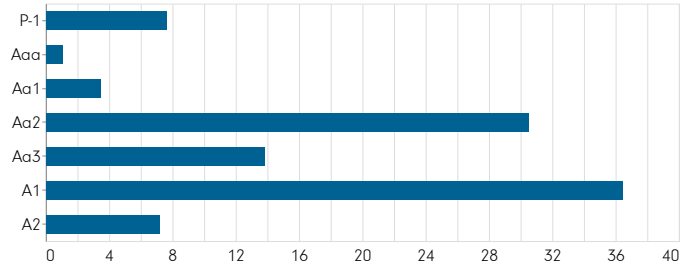


Maturity Profile (market value weighted %) 到期情況 (市值比重)



*O/N - Overnight
*O/N - 隔夜

Credit Rating (% TNA) 信用評級 (佔淨資產總額之百分比)



Dividend 派息

Table with 4 columns: Share Class, Dividend per Unit, Annualised distributions, and Ex-Dividend Date. Rows include A-USD, A-MINCOME(G)-HKD, A-MINCOME(G)-USD, and A-MINCOME(G)-USD.

(#) Annualised distributions = [(1+dividend per share/ex-dividend NAV)^distribution frequency]-1. Annualised distributions are for indicative purpose only, which may be higher or lower than the actual annual dividend distributions. Dividend rate of the fund does not represent the return of the fund, and past dividend rate does not represent future dividend rate. Distribution amount is not guaranteed. Please see www.fidelity.com.hk for full details of dividend information of all applicable share classes. 年度化分派率 = [(1+每股股息 / 除息日資產淨值) ^ 每年派息次數]-1。年度化分派率僅供說明用途，其可能高於或低於實際全年股息分派率。基金的股息率並不代表基金的回報，過去的股息率亦不代表將來的股息率。派息金額並不獲保證。請瀏覽 www.fidelity.com.hk 參閱所有相關股份類別的派息資料。

Calendar Year Performance 曆年表現 (%)

Table with 6 columns: Share Class, 2020, 2021, 2022, 2023, and 2024. Rows include A-USD, A-ACC-USD, A-ACC-HKD, A-MINCOME(G)-HKD, and A-MINCOME(G)-USD.

Source: Fidelity, NAV-NAV basis, in respective currencies with dividends re-invested. Index performance (if any) is calculated in the currency of the first share class listed in the table. 資料來源：富達，以資產淨值及各自貨幣計算，並假設股息盈利再作投資。指數表現（如有）以表內列示第一項股份類別之貨幣計算。Fund performance (A-MINCOME(G)-HKD) from launch date 26.07.23 to the launch year end was 2.4%. Fund performance (A-MINCOME(G)-USD) from launch date 26.07.23 to the launch year end was 2.3%. 由2023年7月26日推出日至該年年底的基金成績(A股-每月特色派息(G)-港元)為2.4%。由2023年7月26日推出日至該年年底的基金成績(A股-每月特色派息(G)-美元)為2.3%。

Annual report 年度報告, Semi-Annual report 半年度報告, Prospectus 認購章程, Product Key Facts 產品資料概要, Fund announcements 基金通告. Includes QR codes for each document.

On 19 November 2018, Fidelity Funds II - US Dollar Currency Fund merged into Fidelity Funds - US Dollar Cash Fund. 富達基金II - 美元貨幣基金已於2018年11月19日併入富達基金 - 美元現金基金。This material is issued by FIL Investment Management (Hong Kong) Limited and it has not been reviewed by the Securities and Futures Commission ("SFC"). Investors are reminded of concentration risks and volatility associated with sector funds. Investment involves risks. Past performance is not indicative of future performance. Please refer to the Fidelity Prospectus for Hong Kong Investors and Product Key Facts for further details (including the risk factors). If investment returns are not denominated in HKD or USD, US/HK dollar-based investors will be exposed to exchange rate fluctuations. Fidelity, Fidelity International, the Fidelity International logo and F symbol are trademarks of FIL Limited. 本文件由富達基金(香港)有限公司發行。本文件未經證券及期貨事務監察委員會審核。投資者應注意行業投資所帶來的風險。基金過去的表現並不表示將來亦會有類似的業績，詳情請細閱富達香港投資者認購章程及產品資料概要(包括風險因素)。若投資收益並非以港元或美元計算，以美元/港元作出投資的投資者需承受匯率波動的風險。「富達」、「Fidelity」、「Fidelity International」、「Fidelity International」標誌及F標誌均為FIL Limited的商標。