

受益者のみなさまへ

毎々、格別のお引き立てにあずかり、厚くお礼申し上げます。
さて、「フィデリティ・コア・インカム・ファンド(毎月決算型)為替ヘッジあり」は、第67期から第72期までの決算を行いました。当ファンドは、投資信託証券への投資を通じて、世界(日本を含む)の債券(ハイ・イールド債券、投資適格債券、エマージング・マーケット債券を含む)、世界(日本を含む)の高配当株式を主要な投資対象とし、安定的な配当等収益の確保と投資信託財産の成長を図ることを目的として運用を行いました。ここに、運用状況をご報告申し上げます。


今後とも一層のご愛顧を賜りますよう、お願い申し上げます。

■当ファンドの仕組みは次の通りです。

商品分類	追加型投信／海外／資産複合
信託期間	2015年10月21日から2025年4月21日まで
運用方針	<ul style="list-style-type: none">●投資信託証券への投資を通じて、世界(日本を含む)の債券(ハイ・イールド債券、投資適格債券、エマージング・マーケット債券を含む)、世界(日本を含む)の高配当株式を主要な投資対象とし、安定的な配当等収益の確保と投資信託財産の成長を図ることを目的として運用を行います。●資産クラスの選択・配分は、マクロ分析、テクニカル分析等による経済環境の判断に基づき機動的に行うことを目指します。個々の資産クラスの運用は世界の主要拠点のアナリストによる企業調査結果を活かし、ポートフォリオ・マネージャーによる「ボトム・アップ・アプローチ」を重視した運用を行います。
主要運用対象	主として、「フィデリティ・ファンズ・グローバル・マルチ・アセット・インカム・ファンド(ルクセンブルグ籍証券投資法人)」および「フィデリティ・ファンズ・USDル・キャッシュ・ファンド(ルクセンブルグ籍証券投資法人)」に投資を行います。なお、短期金融商品に直接投資を行う場合があります。
組入制限	投資信託証券および短期金融商品(短期運用の有価証券を含みます。)以外への直接投資は行いません。 外貨建資産への投資割合には制限を設けません。
分配方針	毎決算時(原則毎月20日。同日が休業日の場合は翌営業日。)、原則として以下の収益分配方針に基づき分配を行います。 <ul style="list-style-type: none">●分配対象額の範囲は、繰越分を含めた利子・配当等収益と売買益(評価益を含みます。)等の全額とします。●収益分配金額は、委託会社が基準価額水準、市況動向等を勘案して決定します。ただし、必ず分配を行うものではありません。●留保益の運用については特に制限を設けず、委託会社の判断に基づき、元本部分と同一の運用を行います。

〈お問合せ先〉

フィデリティ投信株式会社 カスタマー・コミュニケーション部
東京都港区六本木七丁目7番7号 TRI-SEVEN ROPPONGI

 0120-00-8051 (無料)

受付時間: 営業日の午前9時～午後5時

 <https://www.fidelity.co.jp/>

お客様の口座内容などに関するご照会は、お申し込みされた販売会社にお尋ねください。

運用報告書
(全体版)

第12作成期 (2021年4月21日～2021年10月20日)

第67期 (決算日 2021年5月20日)

第68期 (決算日 2021年6月21日)

第69期 (決算日 2021年7月20日)

第70期 (決算日 2021年8月20日)

第71期 (決算日 2021年9月21日)

第72期 (決算日 2021年10月20日)

フィデリティ・コア・インカム・ファンド
(毎月決算型) 為替ヘッジあり

愛称: 素晴らしき人生のロードマップ

フィデリティ投信株式会社



■最近5作成期の運用実績

作成期	基準価額			投資 受組	資 益 入	信 証 比	託 券 率	投 組	資 入	証 比	券 率	純 資 産 額
	(分配落)	税 分 配	込 金 騰 落									
8作成期(2019年10月21日)	円 9,826	円 180	% 1.5				% —			% 99.3		百万円 3,000
9作成期(2020年4月20日)	8,918	180	△7.4				—			99.6		2,511
10作成期(2020年10月20日)	9,336	180	6.7				—			98.9		2,481
11作成期(2021年4月20日)	9,828	180	7.2				—			99.3		2,025
12作成期(2021年10月20日)	9,619	180	△0.3				—			99.3		1,684

(注1) 基準価額の騰落率は分配金込み。(分配金を再投資することにより算出したファンドの騰落率とは異なります。)

(注2) 当ファンドの運用方針に対し、適切に比較できる指数がないためベンチマークは設定しておりません。

(注3) 8作成期対応期間(第43期～第48期)、9作成期対応期間(第49期～第54期)、10作成期対応期間(第55期～第60期)、11作成期対応期間(第61期～第66期)、12作成期対応期間(第67期～第72期)の各作成期末税込分配金は、各作成期対応期間の累計です。

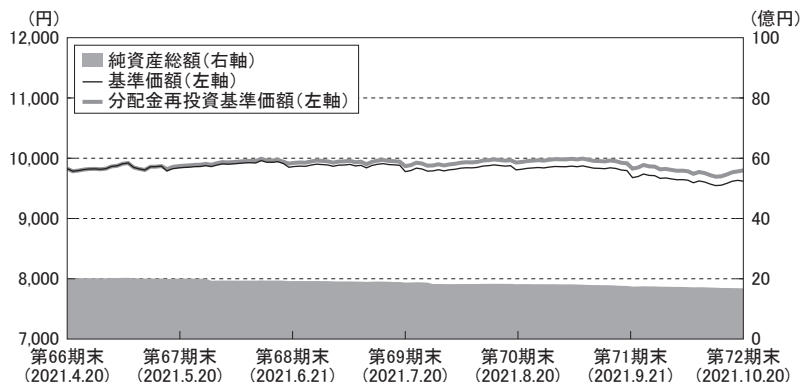
■過去6ヶ月間の基準価額等の推移

決算期	年 月 日	基準価額		投 受 組	資 益 入	信 証 比	託 券 率	投 組	資 入	証 比	券 率
		騰 落 率	騰 落 率								
第67期	(期首)2021年4月20日	円 9,828	% —				% —			% 99.3	
	4月末	9,827	△0.0				—			99.7	
	(期末)2021年5月20日	9,818	△0.1				—			99.6	
第68期	(期首)2021年5月20日	9,788	—				—			99.6	
	5月末	9,876	0.9				—			99.9	
	(期末)2021年6月21日	9,880	0.9				—			98.9	
第69期	(期首)2021年6月21日	9,850	—				—			98.9	
	6月末	9,888	0.4				—			99.3	
	(期末)2021年7月20日	9,808	△0.4				—			98.9	
第70期	(期首)2021年7月20日	9,778	—				—			98.9	
	7月末	9,809	0.3				—			99.1	
	(期末)2021年8月20日	9,837	0.6				—			98.9	
第71期	(期首)2021年8月20日	9,807	—				—			98.9	
	8月末	9,863	0.6				—			99.4	
	(期末)2021年9月21日	9,708	△1.0				—			99.7	
第72期	(期首)2021年9月21日	9,678	—				—			99.7	
	9月末	9,673	△0.1				—			98.9	
	(期末)2021年10月20日	9,649	△0.3				—			99.3	

(注) 期末基準価額は分配金込み、騰落率は期首比です。

■運用経過の説明

●基準価額等の推移



第67期首: 9,828円

第72期末: 9,619円 (既払分配金180円)

騰落率: -0.3% (分配金再投資ベース)

(注) 分配金再投資基準価額は、2021年4月20日の値をファンドの基準価額と同一になるように指数化しています。

* 分配金再投資基準価額は、税引前の分配金を分配時に再投資したものとみなして計算したもので、ファンド運用の実質的なパフォーマンスを示すものです。

* 分配金を再投資するかどうかについてはお客様がご利用のコースにより異なります。また、ファンドの購入価額により課税条件も異なります。従って、お客様の損益の状況を示すものではありません。

※当ファンドは、運用方針に対し、適切に比較できる指数がないためベンチマーク及び参考指数は設定しておりません。

●基準価額の主な変動要因

当期の当ファンドの騰落率は、-0.3%でした。

<プラス要因>

・ 高配当株、ハイ・イールド債券、不動産およびインフラ関連証券が上昇したこと。

<マイナス要因>

・ 世界の投資適格債券や現地通貨建て新興国債券が低迷したこと。

●投資環境

【安定利回り資産】

当期の世界の投資適格債券市場は下落しました。主要各国の国債はまちまちの動きとなり、英国債やドイツ国債が下落した一方、米国債は上昇しました。2020年の新型コロナウイルス感染拡大を受けた世界的な健康危機により経済活動が停滞し、金融市場でも混乱が見られたものの、各国政府や中央銀行が大規模な金融・財政政策を講じたことから、市場は急速に回復しました。2021年も景気回復の動きは続きましたが、サプライチェーンの混乱などによる供給制約と旺盛な需要を背景にインフレ圧力が高まりました。期後半にかけてはインフレ圧力が続く中、主要各国の金融政策の方向性を巡り懸念が高まりました。米連邦準備制度理事会(FRB)が11月にも量的緩和縮小に着手する可能性を示唆したことから、国債利回りは上昇しました。イングランド銀行(BOE)は経済状況が改善する中で量的緩和縮小に向けた方針を示しました。欧州中央銀行(ECB)も9月の会合で、資産購入ペースを減速することを決めました。

【高利回り資産】

当期は新型コロナウイルスのワクチン接種の進展が経済成長率の回復を後押ししたことなどから、高水準のクーポン収入とデフォルト率低下などにより、世界のハイ・イールド債券市場は上昇しました。しかし、期後半は、中国の不動産セクターのボラティリティ(価格変動性)が高まり、信用スプレッドが拡大しました。とりわけ、中国不動産大手の恒大集団の格下げを受け、債務危機が広がるとの懸念が高まりました。また、感染力の強いデルタ株の感染拡大やそれに伴う世界経済への影響に対する懸念も足を引っ張りました。新興国債券の利回りはまちまちで、現地通貨建て新興国債券は、ハードカレンシー建てを下回りました。中国では新型コロナウイルスの感染が再拡大する地域があった他、サプライチェーンの混乱や経済および政策リスクに対する懸念が市場のセンチメントを低下させる主要因となりました。新興国市場の多くは予想以上にインフレ圧力が続いています。新興国通貨の動きはまちまちでしたが、大半が米ドルに対して下落しました。

【成長資産】

当期の世界の株式市場は上昇しました。先進国では新型コロナウイルスのワクチン接種が進んだことや、好調な経済指標や企業業績が投資家心理を支えました。しかし、感染力の強いデルタ株に対する懸念やインフレ高進が懸念される中、国債利回りが上昇した他、中国不動産大手の恒大集団の債務不履行の懸念などが上値を抑えました。こうした状況の下、米国株と欧州株が最も上昇しました。業種別ではエネルギー、金融、情報技術が大幅に上昇しました。インフラ関連や世界の不動産市場も好調に推移しました。不動産市場では住宅・産業部門の回復力の高さが注目された一方、ホテルなどの消費者向け市場に対しては慎重な姿勢が見られました。国別に見ると、米国の住宅市場は長期的な需給の逼迫や低水準の住宅ローン金利に支えられ、好調に推移しました。英国はBOEが政策金利を据え置いたことから、不動産関連の上昇勢が増しました。アジアでは中国の恒大集団の債務不履行危機が投資家心理を冷やし、香港の不動産銘柄が下落しました。日本では新型コロナウイルスの感染再拡大の状況を背景に慎重姿勢が続き、軟調に推移しました。

●ポートフォリオ

当ファンドは、投資信託証券への投資を通じて、実質的に世界(日本を含む)の債券(ハイ・イールド債券、投資適格債券、エマージング・マーケット債券を含む)、世界(日本を含む)の高配当株式(配当利回りが市場全体より相対的に高い株式)へ投資を行い、安定的な配当等収益の確保と投資信託財産の成長を図ることを目的に運用を行いました。

●ベンチマークとの差異

当ファンドは、運用方針に対し、適切に比較できる指数がないためベンチマーク及び参考指数は設定しておりません。

■ 分配金

当作成期の1万口当たり分配金(税引前)は、分配方針に基づき下記表中の分配額とさせていただきます。また、収益分配に充てなかった利益につきましては投資信託財産中に留保し、運用の基本方針に基づいて運用します。

● 分配原資の内訳

(単位:円、1万口当たり・税引前)

項目	第67期	第68期	第69期	第70期	第71期	第72期
	2021年4月21日 ～2021年5月20日	2021年5月21日 ～2021年6月21日	2021年6月22日 ～2021年7月20日	2021年7月21日 ～2021年8月20日	2021年8月21日 ～2021年9月21日	2021年9月22日 ～2021年10月20日
当期分配金	30	30	30	30	30	30
(対基準価額比率)	0.31%	0.30%	0.31%	0.30%	0.31%	0.31%
当期の収益	30	30	30	30	30	30
当期の収益以外	—	—	—	—	—	—
翌期繰越分配対象額	776	782	783	788	789	790

* 「当期の収益」および「当期の収益以外」は円未満切捨てのため、合計額が「当期分配金」と一致しない場合があります。

* 当期分配金の「対基準価額比率」は当期分配金(税引前)の期末基準価額(分配金込み)に対する比率であり、ファンドの収益率とは異なります。

* 投資信託の計理上、「翌期繰越分配対象額」が当該決算期末日時点の基準価額を上回ることがありますが、実際には基準価額を超えて分配金が支払われることはありません。

■ 今後の運用方針

当ファンドは引き続き、3つの資産(安定利回り資産、高利回り資産、成長資産)への配分を機動的に調整することで、所定の投資目標の実現に向けた運用を行う方針です。

【安定利回り資産】

2020年年末から2021年前半にかけて安定利回り資産への配分を縮小した後、当期は概ね配分を変更しておらず、引き続き分散投資を通じて下落抑制を図っています。中国経済の成長鈍化を加味したディフェンシブな特性や主要先進国の国債と比べて魅力的な利回り水準、世界国債インデックスへの採用による上昇余地が見込まれることから、中国国債を選好しています。また、米国、アジア及びその他世界の投資適格社債への投資も行っています。

【高利回り資産】

より高い利回り水準の社債市場を選好していますが、一部の割高な社債への配分は低下させています。高利回り資産は主にハイ・イールド債券と新興国債券で構成されていますが、米国および欧州のハイ・イールド債券は割高感があり、上昇余地が限られていることから、配分を減少させました。また、グローバル・ハイブリッド債の配分も低下させました。一方で、大半の企業のバランスシートの耐性は高いと見ており、バリュエーション水準が魅力的なアジアのハイ・イールド債券の配分を引き続き高めとしています。市場はネガティブなニュースを織り込んでおり、中国のハイ・イールド債券のデフォルト率は高いと考えています。新興国債券についてはバリュエーションが魅力的な水準であることから、期後半に現地通貨建て債券の配分を大幅に高めました。

【成長資産】

景気循環サイクルでは成熟局面に入り、経済成長の勢いは鈍化しています。さらに、インフレ高進など消費者心理を巡るリスクや新型コロナウイルスのリスクに加え、主要各国中央銀行がタカ派に傾斜していること、新型コロナウイルス感染拡大を受けて講じられた景気刺激策の縮小や解除の動きなどにより、より慎重な姿勢が求められています。このような状況を踏まえ、地域別および業種別ではよりディフェンシブな銘柄への配分を高め、リスクの低減を図っています。アジアは中国の成長鈍化を、欧州はエネルギーコストの上昇を懸念し、それぞれ配分を低下させました。金融は好調に推移し、パフォーマンスに寄与しました。魅力的なバリュエーション水準で質の高い企業のエクスポージャーを高めるグローバル配当株式戦略を追加し、サステナブル米国株式インカム戦略を組入れました。その他、インフラ関連や不動産、再生可能エネルギーに加えて、分散効果を高めるため非伝統的な投資対象資産への投資を行っています。

今後も環境変化には留意しつつ、これまでと同様、景気動向に応じて3つの資産への配分を機動的に調整することで、リスクの低減を図りながら、相対的に高い利回りに着目した資産形成を目指してまいります。

■ 1万口（元本10,000円）当たりの費用明細

項目	第67期～第72期		項目の概要
	2021年4月21日～2021年10月20日		
	金額	比率	
(a)信託報酬	42円	0.429%	(a)信託報酬＝当作成期中の平均基準価額×信託報酬率 当作成期中の平均基準価額は9,819円です。
（投信会社）	(1)	(0.005)	委託した資金の運用の対価
（販売会社）	(41)	(0.413)	購入後の情報提供、交付運用報告書等各種書類の送付、口座内でのファンドの 管理及び事務手続き等の対価
（受託会社）	(1)	(0.010)	運用財産の保管・管理、投信会社からの指図の実行の対価
(b)売買委託手数料	—	—	(b)売買委託手数料＝ $\frac{\text{当作成期中の売買委託手数料}}{\text{当作成期中の平均受益権口数}}$ 売買委託手数料は、有価証券等の売買の際、売買仲介人に支払う手数料
(c)有価証券取引税	—	—	(c)有価証券取引税＝ $\frac{\text{当作成期中の有価証券取引税}}{\text{当作成期中の平均受益権口数}}$ 有価証券取引税は、有価証券の取引の都度発生する取引に関する税金
(d)その他費用	5	0.050	(d)その他費用＝ $\frac{\text{当作成期中のその他費用}}{\text{当作成期中の平均受益権口数}}$
（保管費用）	(0)	(0.000)	保管費用は、有価証券等の保管及び資金の送金・資産の移転等のために、海外 における保管銀行等に支払う費用。また、信託事務の諸費用等が含まれます。
（監査費用）	(1)	(0.007)	監査費用は、ファンドの監査人等に対する報酬及び費用
（その他）	(4)	(0.043)	その他には、法定書類等（有価証券届出書、目論見書、運用報告書等）の作成、 印刷、提出等に係る費用や法律顧問、税務顧問に対する報酬及び費用等が含ま れます。
合計	47	0.479	

(注1)当作成期中の費用(消費税のかかるものは消費税を含む)は、追加、解約によって受益権口数に変動があるため、簡便法により算出した結果です。

(注2)「金額」欄は、各項目毎に円未満を四捨五入しています。

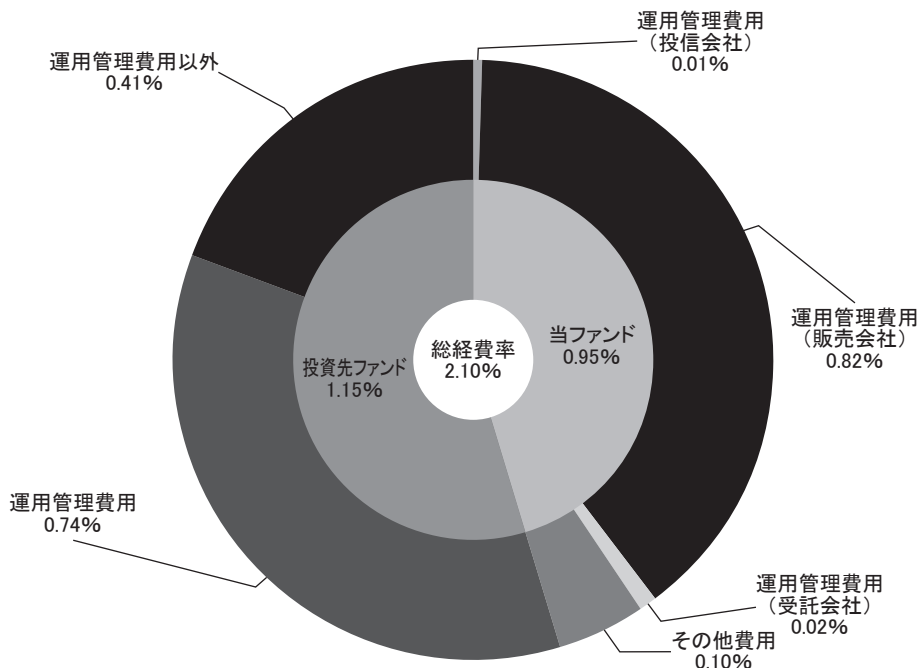
(注3)「比率」欄は、1万口当たりのそれぞれの費用金額を当作成期中の平均基準価額で除して100を乗じたものです。

(注4)各項目の費用は、当ファンドが組み入れている投資信託証券(マザーファンドを除く。)が支払った費用を含みません。

(参考情報)

●総経費率

当期中の運用・管理にかかった費用の総額(原則として、募集手数料、売買委託手数料及び有価証券取引税を除く。)を期中の平均受益権口数に期中の平均基準価額(1口当たり)を乗じた数で除した総経費率(年率)は2.10%です。



総経費率(①+②+③)	2.10%
①当ファンドの費用の比率	0.95%
②投資先ファンドの運用管理費用の比率	0.74%
③投資先ファンドの運用管理費用以外の比率	0.41%

(注1)①の費用は、1万口当たりの費用明細において用いた簡便法により算出したものです。

(注2)各費用は、原則として、募集手数料、売買委託手数料及び有価証券取引税を含みません。

(注3)その他費用には、保管費用、監査費用以外に法定書類等(有価証券届出書、目論見書、運用報告書等)の作成、印刷、提出等に係る費用や法律顧問、税務顧問に対する報酬及び費用等が含まれます。

(注4)各比率は、年率換算した値です。

(注5)投資先ファンドとは、当ファンドが実質的に組入れている投資信託証券(マザーファンドを除く。)です。

(注6)①の費用は、マザーファンドが支払った費用を含み、投資先ファンドが支払った費用を含みません。

(注7)①の費用と②③の費用は、計上された期間が異なる場合があります。

(注8)上記の前提条件で算出したものです。このため、これらの値はあくまでも参考であり、実際に発生した費用の比率と異なります。

■ 売買及び取引の状況 (2021年4月21日から2021年10月20日まで)

● 投資信託受益証券、投資証券

決算期	第 67 期 ~ 第 72 期			
	買 付		売 付	
	単位数又は口数	金 額	単位数又は口数	金 額
外国	千口	千円	千口	千円
FF-GLOBAL MULTI ASSET INCOME A-MINC(G)-JPY HEDGED	— (46,41254)	— (44,748)	356,05599	343,813
FF-US DOLLAR CASH A ACC USD	千口	千アメリカ・ドル	千口	千アメリカ・ドル
	—	—	0.32039	3

(注1) 金額は受渡し代金。

(注2) 買付()内は分割割当、合併等による増減分で、上段の数字には含まれておりません。

(注3) 金額の単位未満は切捨て。

■ 利害関係人との取引状況等 (2021年4月21日から2021年10月20日まで)

(1) 期中の利害関係人との取引状況

区 分	第 67 期 ~ 第 72 期					
	買付額等 A	うち利害 関係人との 取引状況 B	$\frac{B}{A}$	売付額等 C	うち利害 関係人との 取引状況 D	$\frac{D}{C}$
投 資 証 券	百万円	百万円	%	百万円	百万円	%
為 替	—	—	—	344	344	100.0
	—	—	—	344	344	100.0

(2) 利害関係人の発行する有価証券等

種 類	第 67 期 ~ 第 72 期		
	買 付 額	売 付 額	作成期末保有額
そ の 他 有 価 証 券	百万円 —	百万円 344	百万円 1,672

(3) 期中の売買委託手数料総額に対する利害関係人への支払比率

項 目	第 67 期 ~ 第 72 期
売 買 委 託 手 数 料 総 額 (A)	—千円
う ち 利 害 関 係 人 へ の 支 払 額 (B)	—
(B) / (A)	—

※利害関係人とは、投資信託及び投資法人に関する法律第11条第1項に規定される利害関係人であり、当ファンドに係る利害関係人とは、FIL DISTRIBUTORS、FIL LUXEMBOURG SAです。

■組入資産の明細 (2021年10月20日現在)

(1) ファンド・オブ・ファンズが組入れた邦貨建ファンドの明細

ファンド名	当 作 成 期 末		
	単位数又は口数	評 価 額	比 率
	千口	千円	%
FF-GLOBAL MULTI ASSET INCOME A-MINC(G)-JPY HEDGED	1,763.38052	1,671,155	99.2
合 計	1,763.38052	1,671,155	99.2

(注1) 比率欄は、純資産総額に対する評価額の比率。

(注2) 評価額の単位未満は切捨て。

(2) ファンド・オブ・ファンズが組入れた外貨建ファンドの明細

ファンド名	当 作 成 期 末			
	単位数又は口数	評 価 額		比 率
		外貨建金額	邦貨換算金額	
	千口	千アメリカ・ドル	千円	%
FF-US DOLLAR CASH A ACC USD	1.29133	14	1,677	0.1
合 計	1.29133	14	1,677	0.1

(注1) 邦貨換算金額は、作成期末の時価をわが国の対顧客電信売買相場の仲値により邦貨換算したものです。

(注2) 比率欄は、純資産総額に対する評価額(邦貨換算金額)の比率。

(注3) 評価額の単位未満は切捨て。

■投資信託財産の構成

(2021年10月20日現在)

項 目	当 作 成 期 末	
	評 価 額	比 率
投 資 証 券	千円 1,672,832	% 97.8
コ ー ル ・ ロ ー ン 等 、 そ の 他	37,358	2.2
投 資 信 託 財 産 総 額	1,710,191	100.0

(注1) 外貨建資産は、当作成期末の時価をわが国の対顧客電信売買相場の仲値により邦貨換算したものです。

なお、10月20日における邦貨換算レートは、1日本・円=1.00円、1アメリカ・ドル=114.68円です。

(注2) 当作成期末における外貨建資産(1,672,832千円)の投資信託財産総額(1,710,191千円)に対する比率は、97.8%です。

(注3) 評価額の単位未満は切捨て。

■資産、負債、元本及び基準価額の状況

2021年5月20日現在 2021年6月21日現在 2021年7月20日現在 2021年8月20日現在 2021年9月21日現在 2021年10月20日現在

項 目	第67期末	第68期末	第69期末	第70期末	第71期末	第72期末
(A) 資 産	2,003,615,049円	1,951,681,577円	1,889,581,486円	1,826,394,487円	1,755,250,871円	1,710,191,677円
コール・ローン等	18,560,155	10,479,051	36,987,842	26,557,645	17,996,783	36,845,275
投資証券(評価額)	1,983,674,620	1,899,228,956	1,852,076,442	1,798,545,136	1,735,179,489	1,672,832,834
未 収 入 金	—	39,739,097	—	—	—	49,568
その他未収収益	1,380,274	2,234,473	517,202	1,291,706	2,074,599	464,000
(B) 負 債	11,554,294	30,465,793	16,074,164	7,552,207	14,538,769	25,389,931
未 払 金	—	19,869,553	—	—	—	—
未払収益分配金	6,105,413	5,851,328	5,748,047	5,563,893	5,396,054	5,254,342
未払解約金	3,860,838	2,931,423	8,535,015	—	6,984,486	18,020,088
未払信託報酬	1,421,361	1,474,590	1,300,699	1,341,101	1,353,172	1,173,555
その他未払費用	166,682	338,899	490,403	647,213	805,057	941,946
(C) 純資産総額(A-B)	1,992,060,755	1,921,215,784	1,873,507,322	1,818,842,280	1,740,712,102	1,684,801,746
元 本	2,035,137,876	1,950,442,896	1,916,015,809	1,854,631,130	1,798,684,940	1,751,447,666
次期繰越損益金	△43,077,121	△29,227,112	△42,508,487	△35,788,850	△57,972,838	△66,645,920
(D) 受益権総口数	2,035,137,876口	1,950,442,896口	1,916,015,809口	1,854,631,130口	1,798,684,940口	1,751,447,666口
1万口当り基準価額(C/D)	9,788円	9,850円	9,778円	9,807円	9,678円	9,619円

(注1) 当作成期における作成期首元本額2,061,280,063円、作成期中追加設定元本額19,371,513円、作成期中一部解約元本額329,203,910円です。

(注2) 上記表中の次期繰越損益金がマイナス表示の場合は、当該金額が投資信託財産の計算に関する規則第55条の6第10号に規定する額(元本の欠損)となります。

■ 損益の状況

第67期 自2021年4月21日 至2021年5月20日 第70期 自2021年7月21日 至2021年8月20日
 第68期 自2021年5月21日 至2021年6月21日 第71期 自2021年8月21日 至2021年9月21日
 第69期 自2021年6月22日 至2021年7月20日 第72期 自2021年9月22日 至2021年10月20日

項 目	第67期	第68期	第69期	第70期	第71期	第72期
(A) 配 当 等 収 益	7,963,730円	7,644,219円	7,466,532円	7,256,917円	7,100,984円	6,780,680円
受 取 配 当 金	7,144,491	6,792,787	6,723,104	6,483,208	6,328,012	6,118,204
受 取 利 息	—	—	—	—	7	—
そ の 他 収 益 金	819,239	851,432	743,428	773,709	772,965	662,476
(B) 有 価 証 券 売 買 損 益	△8,350,930	11,908,665	△14,070,224	5,162,370	△23,470,621	△10,391,973
売 買 損 益	87,865	12,649,765	21,698	5,237,166	109,742	627,172
売 買 損 益	△8,438,795	△741,100	△14,091,922	△74,796	△23,580,363	△11,019,145
(C) 信 託 報 酬 等	△1,588,545	△1,647,973	△1,453,682	△1,499,363	△1,512,812	△1,317,580
(D) 当 期 損 益 金 (A + B + C)	△1,975,745	17,904,911	△8,057,374	10,919,924	△17,882,449	△4,928,873
(E) 前 期 繰 越 損 益 金	△68,134,838	△72,938,503	△59,703,451	△71,091,797	△63,557,511	△84,392,964
(F) 追 加 信 託 差 損 益 金	33,138,875	31,657,808	31,000,385	29,946,916	28,863,176	27,930,259
(配 当 等 相 当 額)	(98,902,762)	(94,869,523)	(93,302,759)	(90,362,067)	(87,802,234)	(85,604,344)
(売 買 損 益 相 当 額)	(△65,763,887)	(△63,211,715)	(△62,302,374)	(△60,415,151)	(△58,939,058)	(△57,674,085)
(G) 合 計 (D + E + F)	△36,971,708	△23,375,784	△36,760,440	△30,224,957	△52,576,784	△61,391,578
(H) 収 益 分 配 金	△6,105,413	△5,851,328	△5,748,047	△5,563,893	△5,396,054	△5,254,342
次 期 繰 越 損 益 金 (G + H)	△43,077,121	△29,227,112	△42,508,487	△35,788,850	△57,972,838	△66,645,920
追 加 信 託 差 損 益 金	33,138,875	31,657,808	31,000,385	29,946,916	28,863,176	27,930,259
(配 当 等 相 当 額)	(98,902,762)	(94,869,523)	(93,302,759)	(90,362,067)	(87,802,234)	(85,604,344)
(売 買 損 益 相 当 額)	(△65,763,887)	(△63,211,715)	(△62,302,374)	(△60,415,151)	(△58,939,058)	(△57,674,085)
分 配 準 備 積 立 金	59,146,904	57,751,960	56,896,088	55,842,212	54,183,921	52,868,266
繰 越 損 益 金	△135,362,900	△118,636,880	△130,404,960	△121,577,978	△141,019,935	△147,444,445

(注1) (B)有価証券売買損益は期末の評価換えによるものを含みます。

(注2) (C)信託報酬等には信託報酬に対する消費税等相当額を含めて表示しています。

(注3) (F)追加信託差損益金とあるのは、信託の追加設定の際、追加設定をした価額から元本を差し引いた差額分をいいます。

(注4) 分配金の計算過程は以下の通りです。

	第67期	第68期	第69期	第70期	第71期	第72期
(a) 費用控除後の配当等収益	6,375,185円	6,999,862円	6,012,850円	6,380,839円	5,588,172円	5,463,100円
(b) 費用控除後・繰越欠損金補填後の有価証券売買等損益	0円	0円	0円	0円	0円	0円
(c) 収益調整金	98,902,762円	94,869,523円	93,302,759円	90,362,067円	87,802,234円	85,604,344円
(d) 分配準備積立金	58,877,132円	56,603,426円	56,631,285円	55,025,266円	53,991,803円	52,659,508円
(e) 分配可能額(a + b + c + d)	164,155,079円	158,472,811円	155,946,894円	151,768,172円	147,382,209円	143,726,952円
1万口当たり分配可能額	806.60円	812.50円	813.91円	818.32円	819.39円	820.62円
(f) 分配金額	6,105,413円	5,851,328円	5,748,047円	5,563,893円	5,396,054円	5,254,342円
1万口当たり分配金額(税引前)	30円	30円	30円	30円	30円	30円

■ 分配金のお知らせ

決算期	年月日	1万口当たりの分配金(税込)
第67期	2021年5月20日	30円
第68期	2021年6月21日	30円
第69期	2021年7月20日	30円
第70期	2021年8月20日	30円
第71期	2021年9月21日	30円
第72期	2021年10月20日	30円

(注1) 受益者が収益分配金を受け取る際、収益分配金落ち後の基準価額が個別元本と同額の場合または個別元本を上回っている場合には、収益分配金の全額が普通分配金となり、収益分配金落ち後の基準価額が個別元本を下回っている場合には、その下回る部分の額が元本払戻金(特別分配金)となります。

(注2) 元本払戻金(特別分配金)が発生した場合は、収益分配金発生時に個々の受益者の個別元本から当該元本払戻金(特別分配金)を控除した額が、その後の個々の受益者の個別元本となります。

(注3) 個人の受益者が受け取る普通分配金に対する課税について、20.315%(所得税15%、復興特別所得税0.315%および地方税5%)の税率で源泉徴収(申告不要)されます。

※外国税額控除の適用となった場合には、分配時の税金が上記と異なる場合があります。

※法人の受益者の場合は取扱いが異なります。

※税法が改正された場合等には、内容が変更となる場合があります。

ご参考として以下に、フィデリティ・コア・インカム・ファンド(毎月決算型)為替ヘッジありが組入れている各投資信託証券の直前の作成期における運用内容を掲載いたします。

<補足情報>

フィデリティ・ファンズーグローバル・マルチ・アセット・インカム・ファンドの運用状況

■当ファンドの仕組みは次の通りです。

設 定 形 態	(毎月決算型)／(資産成長型)為替ヘッジあり：ルクセンブルグ籍証券投資法人／円建て (毎月決算型)／(資産成長型)為替ヘッジなし：ルクセンブルグ籍証券投資法人／米ドル建て
投 資 目 的	主としてグローバル債券およびグローバル株式に投資し、インカムの確保と中長期的な元本の成長を目指します。
決 算 日	4月30日

運用および純資産変動計算書

2021年4月30日に終了した年度

通貨	米ドル
投資収益	
受取配当金および受取利息	429,496,296
スワップ取引に係る受取利息	9,260,573
デリバティブ収益	15,345,637
雑益	—
純利益	454,102,506
費用	
運用報酬	119,154,184
管理費	29,199,869
国税	5,220,989
保管費用	1,827,362
販売手数料	8,242,699
成功報酬	—
その他費用	1,715,651
費用合計	165,360,754
スワップ取引に係る支払利息	4,996,581
デリバティブ費用	543,739
差金決済取引に係る財務費用	87,915
選付ブローカー費用	(48)
管理費用の払戻	(174,411)
払戻費用	—
費用選付	—
総費用	170,814,530
純投資収益(損失)	283,287,976
有価証券に係る実現純(損)益	323,718,549
外貨取引に係る実現純(損)益	204,019,985
差金決済取引に係る実現純(損)益	43,379,337
外国為替予約取引に係る実現純(損)益	241,358,071
オプション取引に係る実現純(損)益	(2,546,879)
先物取引に係る実現純(損)益	(195,723,360)
スワップ取引に係る実現純(損)益	(5,624,266)
有価証券に係る未実現評価(損)益の変動額	1,076,833,850
外貨取引に係る未実現評価(損)益の変動額	(3,823,634)
差金決済取引に係る未実現評価(損)益の変動額	5,109,813
外国為替予約取引に係る未実現評価(損)益の変動額	(87,453,127)
オプション取引に係る未実現評価(損)益の変動額	(434)
先物取引に係る未実現評価(損)益の変動額	73,229,918
スワップ取引に係る未実現評価(損)益の変動額	10,208,788
運用実績	1,965,974,587
受益者への分配金	(277,998,358)
設定解約	
当期設定額	1,351,100,242
当期解約額	(2,093,569,019)
調整勘定	(9,458,700)
設定解約に伴う増加(減少)額	(751,927,477)
純増加(減少)	936,048,752
純資産額	
期首	9,430,103,903
期末	10,366,152,655

投資資産明細表 2021年4月30日現在

国コード	通貨	株数または 額面価額	時価 (米ドル)	純資産 比率(%)		
公認の証券取引所で取引される証券						
エネルギー						
TOTAL SE 2.125% VRN (Perpetual)	FR	EUR	14,019,221	16,645,718	0.16	
Petroleos Mexicanos 6.50% 15/03/2027	FR	MX	USD	1,897,189	15,757,501	0.15
Total	FR	EUR	25,257,277	11,087,455	0.11	
Periana Holdings 5.95% 19/04/2026	US	USD	10,132,019	10,808,129	0.11	
Wintershall Dea Finance 2 BV 5.00% VRN (Perpetual)	NL	EUR	8,906,483	10,507,157	0.10	
Medico Bell Ple 6.375% 30/1/2027 Reg S	SG	USD	9,740,669	10,012,434	0.10	
BP Capital Markets 4.25% VRN (Perpetual)	GB	GBP	6,744,912	9,951,815	0.10	
Thaioil Treasury Centre 3.75% 18/06/2030 Reg S	TH	USD	10,766,815	9,795,190	0.09	
Kosmos Energy 7.50% 01/03/2028 Reg S	US	USD	9,513,788	9,085,668	0.09	
BP Capital Markets 3.25% VRN (Perpetual)	GB	EUR	6,744,912	8,719,255	0.08	
Ecopetrol 6.875% 29/04/2030	CO	USD	7,098,212	8,618,649	0.08	
Oil and Gas Holding 8.375% 07/11/2028 Reg S	BH	USD	7,020,866	8,211,408	0.08	
Galaxy Pipeline 2.94% 30/09/2040 Reg S	GB	USD	6,855,089	6,701,415	0.06	
Denbury	US	USD	116,284	6,224,658	0.06	
China Petroleum & Chemical (H)	CN	HKD	11,322,918	5,999,529	0.05	
CCOC	CN	HKD	4,955,358	5,218,254	0.05	
Puma Int'l Fin. 5.00% 24/01/2026 Reg S	LU	USD	5,140,224	5,189,672	0.05	
Respol Int'l Finance 4.50% VRN 23/05/2075	NL	EUR	3,921,460	5,169,927	0.05	
BP Capital Markets 3.625% VRN (Perpetual)	GB	EUR	3,716,760	4,877,860	0.05	
Lundin Energy	SE	SEK	156,127	4,568,275	0.05	
Petroleos Mexicanos 7.69% 23/01/2050	MX	USD	4,109,843	4,270,257	0.05	
Wintershall Dea Finance 2 BV 2.499% VRN (Perpetual)	NL	EUR	5,529,514	4,167,954	0.04	
Pertamina Persero 4.15% 25/02/2060 Reg S	ID	USD	4,002,496	3,923,016	0.04	
Aedra Indonesia 4.25% 31/10/2024 Reg S	ID	USD	5,811,297	3,921,826	0.04	
Mediacorp Debt Tre 3.75% 14/05/2026 Reg S	SG	USD	5,580,377	3,898,673	0.04	
Indika Energy Capital 8.25% 22/10/2025 Reg S	SG	USD	3,641,291	3,893,451	0.04	
Petron 5.95% VRN (Perpetual)	PH	USD	3,670,715	3,858,839	0.04	
HPLC-Mittal Energy 5.25% 28/04/2027	IN	USD	3,718,676	3,845,500	0.04	
Enbridge 5.125% 15/11/2026 Reg S	CA	USD	3,570,215	3,746,957	0.04	
Shell Int'l Finance 2.5% 12/09/2026	NL	USD	3,546,285	3,545,488	0.03	
Kosmos Energy 7.125% 04/04/2026 Reg S	US	USD	3,549,106	3,468,683	0.03	
Ecopetrol 5.875% 28/05/2045	CO	USD	3,230,910	3,445,136	0.03	
CGG 7.75% 01/04/2027 Reg S	FR	EUR	2,848,479	3,412,748	0.03	
Occidental Petroleum 7.50% 01/05/2031	US	USD	2,719,432	3,236,029	0.03	
Mongolian Mining 9.25% 15/04/2024 Reg S	SU	USD	3,585,211	3,166,865	0.03	
Respol Int'l. Finance 3.75% VRN (Perpetual)	NL	EUR	2,352,876	3,029,025	0.03	
Engean Israel Finance 5.375% 30/03/2028	IL	USD	2,918,834	3,024,904	0.03	
ABM Investments 7.125% 01/08/2027 Reg S	ID	USD	4,109,783	2,893,650	0.03	
Vollucas 6.375% 15/10/2023 Reg S	FR	EUR	2,284,440	2,758,584	0.03	
Petroleos Mexicanos 6.75% 21/09/2047	MX	USD	3,073,281	2,721,267	0.03	
Petrobas Global 6.75% 03/06/2050	NL	USD	2,440,316	2,672,146	0.03	
BP Capital Markets 5.50% 01/03/2025	GB	EUR	2,421,525	2,652,217	0.03	
Petroleos Mexicanos 7.19% 12/09/2026 Reg S	MX	MXN	56,363,569	2,627,063	0.03	
Occidental Petroleum 6.625% 01/09/2030	US	USD	2,279,997	2,601,168	0.03	
Petroleos Mexicanos 6.50% 23/01/2029	MX	USD	2,447,659	2,496,980	0.02	
CO	CO	USD	1,982,604	2,451,212	0.02	
China Shenhua Energy (H)	FR	EUR	2,374,287	2,386,827	0.02	
Occidental Petroleum 8.875% 15/07/2030	CN	HKD	1,136,051	2,368,532	0.02	
Thaioil Treasury Centre 4.875% 23/01/2045 Reg S	TH	USD	1,840,375	2,367,182	0.02	
Engean Israel Finance 5.875% 05/03/2031	IL	USD	2,088,208	2,258,961	0.02	
Vollucas 6.625% 15/10/2022 Reg S	FR	EUR	2,135,588	2,210,328	0.02	
Occidental Petroleum 6.125% 01/01/2031	US	EUR	1,654,680	1,998,310	0.02	
Al Candelaria (Spain) 7.50% 15/12/2028 Reg S	ES	USD	1,700,144	1,942,542	0.02	
CO SAGU S 12.5% 06/05/2028 Reg S	OM	AUD	1,872,459	1,895,865	0.02	
Origin Energy	AU	AUD	580,904	1,860,644	0.02	
Petroleos Mexicanos 6.95% 28/01/2040	MX	USD	2,092,749	1,860,150	0.02	
Equinor 5.125% 06/04/2030	NO	USD	1,649,653	1,767,378	0.02	
Equinor	NO	NOK	86,155	1,758,641	0.02	
QMW AG	AT	EUR	38,520	1,752,504	0.02	
Apache 4.875% 15/11/2027	US	USD	1,622,627	1,714,711	0.02	
Chesapeake Energy	US	USD	36,016	1,672,929	0.02	
Energy Transfer 6.25% 15/04/2049	US	USD	1,379,710	1,646,283	0.02	
Targa Resources Petroleum Partners 5.125% 15/04/2026	US	USD	1,562,141	1,639,233	0.02	
Petroleos Mexicanos 6.35% 12/02/2048	MX	USD	1,835,744	1,566,927	0.02	
Petroleos Mexicanos 5.95% 28/01/2031	MX	USD	1,554,264	1,502,740	0.02	
PBF Logistics Finance 6.425% 15/05/2023	US	USD	1,502,462	1,502,462	0.01	
Centrica Midstream Partners S.75% 01/04/2025	US	USD	1,411,333	1,451,906	0.01	
Respol International Fin. 4.875% VRN (Perpetual)	NL	EUR	1,024,285	1,358,089	0.01	
Ecopetrol 4.125% 16/01/2025	CO	USD	1,211,591	1,291,229	0.01	
Equinor 5.70% 06/04/2050	NO	USD	1,128,696	1,224,043	0.01	
PetroChina (H)	CN	HKD	3,354,364	1,216,462	0.01	
PBF Holding 4.00% 15/02/2028	US	USD	1,458,912	1,101,479	0.01	
Thaioil Treasury Centre 5.50% 17/10/2049 Reg S	TH	USD	1,241,526	1,093,500	0.01	
Petroleos Mexicanos 6.75% 21/04/2027 EMTN	FR	EUR	985,183	1,092,463	0.01	
Vollucas 2.25% 30/09/2025	FR	EUR	881,830	1,037,059	0.01	
SM Energy 5.625% 01/06/2025	US	USD	1,025,018	1,025,772	0.01	
NAK Naftogaz Ukraine via Kondor 7.125% 19/07/2024	GB	EUR	796,288	971,803	0.01	
BP Capital Markets 3.725% 28/11/2028	GB	USD	858,782	952,473	0.01	
KazMunoyGas 6.375% 24/10/2048 Reg S	KZ	USD	734,298	946,328	0.01	
Energy Transfer 6.00% 15/06/2048	US	USD	819,823	946,206	0.01	
Anton Offshore Services Group 7.50% 02/12/2022	KY	USD	989,327	939,880	0.01	
Saudi Arabian Oil 2.75% 16/04/2022 Reg S	SA	USD	879,815	898,537	0.01	
Genesis Energy Finance 8.00% 15/01/2027	US	USD	819,378	842,956	0.01	
Ecopetrol 5.375% 20/05/2025	CO	USD	722,029	811,948	0.01	
Canvus Energy 5.375% 15/07/2025	CA	USD	696,794	792,543	0.01	
EQT 5.00% 15/01/2029	US	USD	705,246	769,857	0.01	
Occidental Petroleum 6.375% 01/09/2028	US	USD	683,890	766,839	0.01	
Southwestern Energy 8.375% 15/09/2028	US	USD	683,084	751,582	0.01	
Calumet National 7.625% 15/10/2026 Reg S	MY	USD	569,744	748,633	0.01	
California Resources	US	USD	31,355	747,811	0.01	
BP Capital Markets 1.00% 28/04/2023	GB	GBP	50,560	736,325	0.01	
Genesis 6.25% 15/11/2025	US	USD	695,988	735,137	0.01	
SN Energy 5.00% 18/01/2024	US	USD	762,922	735,971	0.01	
Topras Turkeyse Petrol 4.50% 18/10/2024 Reg S	TR	USD	734,298	729,921	0.01	
Pertamina Persero 4.70% 30/07/2047 Reg S	ID	USD	681,703	721,862	0.01	

国コード	通貨	株数または 額面価額	時価 (米ドル)	純資産 比率(%)	
Peru LNG Srl 5.375% 22/03/2030 Reg S	PE	USD	842,729	706,144	0.01
Petrobros Global Finance 6.85% 05/06/2115	NL	USD	611,915	650,254	0.01
BP Capital Markets 4.375% VRN (Perpetual)	GB	USD	602,540	645,211	0.01
Energy Transfer 2.5% 15/04/2029	US	USD	559,882	640,964	0.01
Thaioil Treasury 2.50% 18/06/2030 Reg S	TH	USD	645,093	618,835	0.01
CNPC Global Capital 2.00% 23/06/2030	VG	USD	643,093	608,873	0.01
Shell Int'l Finance 5.25% 06/04/2050	NL	USD	566,547	567,108	0.01
ONEOK Partner 4.90% 15/03/2025	US	USD	482,462	540,427	0.01
SM Energy 6.625% 15/01/2027	US	USD	559,693	538,011	0.01
Sinopec Overseas Dev. 2018 2.30% 08/01/2031 Reg S	VG	USD	535,911	519,893	0.01
Occidental Petroleum 5.50% 01/12/2025	US	USD	472,594	507,448	0.00
Occidental Petroleum 5.875% 01/09/2025	US	USD	455,658	496,376	0.00
PBF Holding 7.25% 15/04/2025	US	USD	581,468	493,702	0.00
Pumpo Int'l Fin. 1.25% 06/10/2024 Reg S	LU	USD	486,321	495,106	0.00
Rango Resources 5.00% 15/03/2025	US	USD	482,272	493,424	0.00
China Merchants Energy Shipping (A)	CN	CNY	615,970	466,357	0.00
PTTEP Treasury Centre 5.903% 06/12/2059 Reg S	TH	USD	446,414	452,715	0.00
Energy Transfer 4.05% 15/05/2025	US	USD	413,246	446,619	0.00
HPLC-Mittal Energy 5.45% 22/10/2026	IN	USD	405,655	426,509	0.00
Exxon Mobil	US	USD	37,752	426,337	0.00
Energy Transfer LP 3.90% 15/07/2026	US	USD	390,984	425,286	0.00
Occidental Petroleum 2.90% 15/08/204	US	USD	423,399	422,870	0.00
Occidental Petroleum 4.40% 15/04/2046	US	USD	468,400	413,572	0.00
Leviathan Bond 6.50% 30/06/2027	IL	USD	369,365	411,314	0.00
Saudi Arabian Oil 2.25% 24/11/2030 Reg S	KR	USD	402,382	399,549	0.00
GS Caltex 1.625% 27/07/2025	US	USD	381,390	381,478	0.00
Chevron	US	USD	5,601	373,204	0.00
Murphy Oil 5.875% 01/12/2027	US	USD	369,365	371,220	0.00
Murphy Oil USA 4.75% 15/09/2029	US	USD	346,784	364,557	0.00
Energy Transfer 4.50% 15/04/2024	US	USD	390,985	340,508	0.00
SM Energy 6.75% 15/09/2026	US	USD	319,364	306,989	0.00
Leviathan Bond 6.75% 30/06/2030	IL	USD	246,781	277,614	0.00
ONEOK 3.40% 01/09/2029	US	USD	241,304	252,296	0.00
Marathon Petroleum 6.50% 01/03/2041	US	USD	185,000	245,897	0.00
Energy Transfer 5.00% 15/05/2050	US	USD	226,619	238,320	0.00
Valero Energy	US	USD	2,885	214,658	0.00
Occidental Petroleum 4.30% 15/08/2039	US	USD	234,562	206,824	0.00
Energy Transfer 7.50% 01/09/2027	SA	USD	175,210	193,449	0.00
PTTEP Treasury 2.58% 10/04/2027 Reg S	TH	USD	180,423	186,827	0.00
Galp Energy SGPS	PT	EUR	16,674	181,216	0.00
COSCO SHIPPING Energy Transportation	CN	HKD	411,187	179,176	0.00
Hess 5.80% 15/02/2041	US	USD	136,759	160,935	0.00
Hess 5.00% 01/04/2047	US	USD	128,694	156,965	0.00
Neste	FI	EUR	2,541	154,104	0.00
Oil India 5.125% 04/02/2029	IN	USD	137,050	152,718	0.00
Cepsa Finance 0.75% 12/02/2028 EMTN	ES	EUR	128,696	149,864	0.00
Enbridge	CA	USD	2,948	113,860	0.00
Canadian National Resources	CA	CAD	2,495	75,632	0.00
SFL Corp	NO	USD	1,170	56,357	0.00
DCP Midstream Oper. 8.125% 16/08/2030	US	USD	41,937	54,6	

国コード	通貨	株数または 額面価額	時価 (米ドル)	純資産 比率(%)	国コード	通貨	株数または 額面価額	時価 (米ドル)	純資産 比率(%)		
United Rentals	US	USD	8,807	2,830,562	0.03	MSC Industrial Direct	US	USD	2,312	209,532	0.00
Vinci	FR	EUR	24,445	2,688,063	0.05	CMHI Finance BVI 4.375% 06/08/2023	VG	USD	196,608	209,522	0.00
Mico City Airport Trust S.50% 31/07/2047 Reg S	MX	USD	2,637,251	2,687,095	0.02	Yieldco	US	USD	2,548	200,271	0.00
Embraer Netherlands Fin.4.95% 17/01/2028 Reg S	NL	USD	2,309,856	2,600,205	0.03	CMB International 2.75% 12/08/2030 EMTN	HK	USD	202,074	195,135	0.00
TransDigm 7.50% 15/03/2027	US	USD	2,316,195	2,484,281	0.02	Goodman HK Finance 3.00% 22/07/2030 EMTN	KY	USD	184,889	185,661	0.00
Abu Dhabi Ports 2.50% 06/05/2031 EMTN	AE	USD	2,490,493	2,445,353	0.02	Aurizon Holdings	AU	AUD	61,534	177,474	0.00
Rolls-Royce 5.75% 15/10/2027 144A	GB	USD	2,265,197	2,437,979	0.02	AVIX Intl. Finance 3.30% 23/09/2030	VG	USD	176,637	169,167	0.00
Hagwell International 2.50% 01/11/2026	US	USD	2,351,153	2,351,153	0.02	Ashtead Capital 4.375% 15/08/2027 144A	US	USD	160,869	168,913	0.00
IAG 0.625% 17/11/2022	ES	EUR	1,975,424	2,298,135	0.02	Airbus 2.375% 09/04/2040 EMTN	NL	EUR	121,698	166,875	0.00
Alliegon 3.50% 01/10/2029	IE	USD	2,161,429	2,297,947	0.02	Boustead Singapore	SG	SGD	206,487	156,593	0.00
Austroradre per l'Italia 1.75% 24/06/2026/ EMTN	IT	EUR	1,854,310	2,291,635	0.02	RAC Bond 4.87% 06/05/2026 EMTN	GB	GBP	88,478	133,293	0.00
Festool	US	USD	37,638	2,282,041	0.02	Yieldco 2.25% 30/01/2031	US	USD	136,094	133,094	0.00
Jardine Matheson Holdings (SG)	HK	USD	31,515	2,115,238	0.02	HNRGroup	SG	SGD	267,772	130,671	0.00
China Sinayes Energy Hldgs 6.00% 19/12/2022 Reg S	BM	USD	2,316,091	2,096,070	0.02	Nan Fung Treasury 5.00% 05/09/2028 EMTN	VG	USD	107,182	118,740	0.00
Ferguson	US	GBP	37,638	1,992,558	0.02	Experian	IE	GBP	2,854	110,265	0.00
Adeco Group	CH	CHF	15,764	1,991,908	0.02	Canadian National Railway	CA	CAD	992	106,655	0.00
GMR Intl Airport 5.375% 10/04/2024 Reg S	IN	USD	1,823,801	1,874,101	0.02	Atlas Copco	SE	SEK	1,754	106,475	0.00
Hyundai Mipo Dockyard	KR	USD	24,321	1,867,610	0.02	National Express Group 2.375% 20/11/2028	GB	GBP	72,391	103,374	0.00
Intrum	SE	SEK	52,969	1,827,004	0.02	Booz Allen Hamilton Holding (A)	US	USD	1,093	90,968	0.00
Intrum 3.125% 15/07/2024 Reg S	SE	EUR	1,501,275	1,821,265	0.02	Intertek Group	GB	GBP	1,060	90,059	0.00
WV Grainger	US	USD	4,036	1,773,832	0.02	Canadian Pacific Railway	CA	CAD	218	83,511	0.00
Danieli & C Officine Meccaniche	IT	EUR	71,672	1,759,060	0.02	China Index Holdings ADR	CN	USD	35,910	79,003	0.00
DCC	IE	GBP	19,845	1,725,322	0.02	Assa Abloy (B)	SE	SEK	2,720	77,659	0.00
Boeing 5.04% 01/05/2027	US	USD	1,492,784	1,714,922	0.02	Royal Capital BV 5.00% VRN (Perpetual)	NL	USD	71,455	71,491	0.00
Booyouges	FR	EUR	39,664	1,700,377	0.02	Shanghai Haiyui 3.50% VRN (Perpetual) EMTN	VG	USD	68,775	69,127	0.00
Honeywell International 2.70% 15/08/2029	US	USD	1,592,124	1,681,556	0.02	Epiroc (A)	SE	SEK	5,123	67,806	0.00
PHL Global Container Terminal Services	PH	PHP	609,617	1,644,797	0.02	China St. Constr. Fin. (KY) 6.00% VRN (Perpetual)	KY	USD	61,094	62,393	0.00
NCC (B)	SE	SEK	86,026	1,627,623	0.02	Hack Lion Seng Holdings	SG	SGD	274,967	50,544	0.00
YIT	FI	EUR	258,919	1,604,253	0.02	Alumina Bros Actuators	CA	CAD	603	48,810	0.00
Doric Nimrod Air Three (Pref'd)	GB	GBP	2,853,520	1,579,309	0.02	Nan Fung Treasury 4.875% 29/05/2024 EMTN	VG	USD	17,864	19,298	0.00
RELX	SE	SEK	57,451	1,537,287	0.02	CMHI Finance BVI 5.00% 06/08/2028	VG	USD	9,125	11,145	0.00
RELX	GB	GBP	57,080	1,484,405	0.02	China Railway Xunjie 5.25% 28/07/2026	VG	USD	7,845	7,520	0.00
Hochtief	DE	EUR	15,477	1,451,987	0.01	Yieldco Treasury 2.50% 12/04/2026 GMTN	US	USD	7,145	7,481	0.00
Sinotruk (Hong Kong)	CN	HKD	567,798	1,395,266	0.01	Chengdu Communications Group 4.75% 13/12/2027	CN	USD	7,145	7,432	0.00
Beijing Capital International Airport (H)	CN	HKD	1,840,371	1,335,548	0.01	China Merchants Finance 5.00% 04/05/2022	VG	USD	7,145	7,408	0.00
Patrick Basin Shipping	HK	HKD	3,729,721	1,307,001	0.01						
Koertec	KR	KRW	154,006	1,253,683	0.01						
General Electric 6.75% 15/03/2032	US	USD	923,139	1,250,476	0.01	情報技術					
Yunda Holdings 2.25% 19/08/2025	VG	USD	1,253,138	1,239,901	0.01	Taiwan Semiconductor Manufacturing	TW	TWD	3,512,312	74,092,111	0.71
Boeing 2.19% 04/02/2026	US	USD	1,210,145	1,211,776	0.01	Samsung Electronics Perpetual (Pref'd)	KR	KRW	797,853	32,457,314	0.51
CSSC Capital 2015 3.00% 13/02/2030	VG	USD	1,159,353	1,100,711	0.01	Cisco Systems	US	USD	860,165	45,593,142	0.42
Daqin Railway (A)	CN	CNY	1,021,806	1,085,433	0.01	Intel	US	USD	592,423	34,295,395	0.33
Eis 2.875% 15/02/2026 EMTN	FR	EUR	796,628	1,021,062	0.01	Tencent Holdings	CN	HKD	412,674	32,937,175	0.32
ComcastGlo	SG	USD	750,501	975,589	0.01	Network 2i 5.65% VRN (Perpetual) Reg S	MJ	USD	20,220,478	21,580,306	0.21
Illinois Tool Works 2.65% 15/11/2026	US	USD	868,431	935,403	0.01	Tex Instruments	US	USD	113,565	20,609,862	0.20
Mexico City Airport 5.50% 31/10/2046 Reg S	MX	USD	917,872	932,829	0.01	Samsung Electronics	KR	KRW	243,831	17,808,385	0.17
Singapore Technologies Engineering	SG	SGD	301,328	871,484	0.01	Orano 3.375% 23/04/2026 EMTN	FR	EUR	10,695,917	13,959,835	0.13
Empresa de Ferrocarriles 3.065% 16/08/2030 Reg S	VE	USD	969,765	847,587	0.01	Lenovo Group 3.375% 24/01/2024	HK	USD	7,711,266	12,950,575	0.12
China Eastern Railway (H)	CN	CNY	4,094,460	821,568	0.02	Network 2 2.25% 03/11/2027	IT	EUR	2,857,592	10,457,197	0.10
Yangzijiang Shipbuilding Holdings	CN	SGD	750,541	805,257	0.01	Network 2i 3.975% VRN (Perpetual) Reg S	MU	USD	10,10,035	10,161,894	0.10
CTIC 6.80% 17/01/2025 EMTN	HK	USD	714,547	781,653	0.01	KLA-Tencor	US	USD	26,274	8,541,871	0.08
Air Lease 3.125% 01/12/2030	US	USD	759,840	760,206	0.01	Worldline (France)	FR	EUR	80,500	7,905,822	0.08
Intrum 4.875% 15/08/2025 Reg S	SE	SEK	592,324	750,794	0.01	Orano 2.75% 08/03/2028 EMTN	FR	EUR	6,221,229	7,824,972	0.07
Seaspan 6.50% 29/04/2026	MH	USD	725,827	738,075	0.01	MediaTek	TW	TWD	152,977	6,406,886	0.06
Rexel 2.125% 15/06/2028	FR	EUR	588,115	718,705	0.01	Nexi 1.75% 24/04/2027	IT	EUR	3,990,177	5,660,339	0.05
Boeing 3.10% 01/05/2026	US	USD	666,526	701,276	0.01	Lenovo Group	FR	EUR	4,109,640	5,642,996	0.05
Indico Energy Capital Pie 8.875% 09/11/2024 Reg S	SG	USD	672,119	680,680	0.01	NANVER	HK	HKD	17,496	5,602,147	0.05
DAE Funding 3.375% 20/03/2028 Reg S	US	USD	679,857	680,358	0.01	Baidu ADR	CN	USD	24,800	5,244,278	0.05
Keppel	SG	SGD	167,375	679,743	0.01	Hon Hai Precision Industry	TW	TWD	1,242,937	5,106,490	0.05
CMB International 1.875% 12/08/2025 EMTN	HK	USD	678,820	668,550	0.01	Global Payments	US	USD	22,637	4,859,790	0.05
Air China (H)	CN	HKD	842,816	656,204	0.01	PayPal Holdings	US	USD	20,624	4,820,377	0.05
China Southern Airlines (H)	CN	HKD	977,315	641,550	0.01	Fidelity National Information Services	US	USD	30,279	4,604,858	0.04
BOC Aviation 3.25% 29/04/2025 Reg S	SG	USD	614,511	642,726	0.01	Microsoft	US	USD	17,449	4,394,928	0.04
CSSC Capital 2015 2.50% 13/02/2025	VG	USD	571,638	572,815	0.01	Xiaomi	CN	HKD	1,313,598	4,164,796	0.04
Hovmet Aerospace 5.95% 01/02/2037	US	USD	432,270	519,892	0.01	VMware 2.95% 21/08/2022	US	USD	3,956,187	4,075,477	0.04
Nan Fung Treasury 3.25% 27/08/2030 EMTN	VG	USD	518,047	519,621	0.01	PayPal Holdings	US	USD	14,919	3,937,047	0.04
Fly Leasing 5.25% 15/10/2024	BM	USD	443,561	453,452	0.00	MasterCard	US	USD	10,154	3,894,823	0.04
Eastern Century 1.00% 10/09/2023 EMTN	VG	USD	426,049	424,889	0.00	PayPal Holdings 2.85% 01/10/2029	US	USD	3,561,017	3,765,601	0.04
SATS	SG	SGD	138,329	420,817	0.00	Wynn	TW	TWD	111,090	3,616,064	0.03
Intrum 2.75% 15/07/2022 Reg S	SE	EUR	318,447	384,047	0.00	Lenovo 5.25% 15/11/2027	US	USD	3,290,389	3,568,855	0.03
United Parcel Service	US	USD	1,876	380,686	0.00	Siemens OptiLight Technology (H)	CN	HKD	134,947	3,278,691	0.03
Adani Intl. Cont. Term. 3.00% 16/02/2031 Reg S	IN	USD	367,992	350,584	0.00	Taiwan Semiconductor Manufacturing ADR	TW	USD	23,456	2,760,262	0.03
Union Pacific	US	USD	1,582	349,519	0.00	SUNEVision Holdings	HK	HKD	2,568,756	2,651,448	0.03
Finco Group	MY	USD	297,247	347,929	0.00	Cappellen	FR	EUR	14,145	2,593,252	0.03
Holding of Infrastructures 2.50% 04/05/2027 EMTN	FR	EUR	241,504	323,019	0.00	ASM Pacific Technology	FR	EUR	1,799,977	2,399,679	0.02
3M	US	USD	1,634	320,802	0.00	Z Holdings	JP	JPY	151,247	2,286,144	0.02
Southwest Airlines 5.125% 15/06/2027	US	USD	266,611	311,447	0.00	Kuaishou Technology	CN	HKY	494,955	2,283,062	0.02
BOC Aviation	SG	HKD	33,314	300,022	0.00	Hill.com Holdings	US	USD	66,745	2,256,897	0.02
Adani Ports& Special Econ. 4.00% 30/07/2027 Reg S	IN	USD	285,355	296,949	0.00	Sage Group	US	USD	14,462	2,251,287	0.02
Illinois Tool Works	US	USD	1,228	283,751	0.00	Apple	GB	GBP	254,504	2,246,683	0.02
MTR 1.625% 19/08/2030 EMTN	HK	USD	297,608	282,235	0.00	ASM International	NL	EUR	16,576	2,205,429	0.02
Waste Management	US	USD	2,042	280,775	0.00	Autoroute ADR (A)	US	USD	1,713	2,182,600	0.02
Norfolk Southern	US	USD	1,007	279,520	0.00	S&S Technologies Holdings	US	USD	23,642	2,177,484	0.02
ITOCHU	JP	JPY	8,748	273,127	0.00	Semiconduct	US	USD	29,592	2,128,579	0.02
Mitsui	JP	JPY	12,725	268,680	0.00	Semiconductor Manu. Intl. 2.693% 27/02/2025	KY	USD	2,003,770	1,958,381	0.02
Mitsubishi	JP	JPY	9,544	263,990	0.00	HITA Group 2.875% 18/03/2027	MJ	USD	1,762,315	1,949,649	0.02
Snap-on	US	USD	1,100	260,884	0.00	Spectris	GB	GBP	43,131	1,941,932	0.02
Emerson Electric	US	USD	2,814	254,994	0.00	Nokia 2.375% 15/05/2025 EMTN	FI	EUR	1,518,295	1,941,279	0.02
Transurban Finance Co Pty 1.701% 03/07/2034 EMTN ADR	AU	EUR	201,087	252,977	0.00	Wuxi Lead Intelligent Equipment	CN	CNY	141,413	1,922,871	0.02
Cummins	US	USD	936	236,058	0.00	Allgeier	DE	EUR	6,946	1,818,427	0.02
Watco	US	USD	791	232,220	0.00	Envestnet	US	USD	24,385	1,793,751	0.02
Rockwell Automation	US	USD	872	232,115	0.00	Siltronix	DE	EUR	10,415	1,756,796	0.02
BOC Aviation 2.625% 17/01/2025 GMTN	SG	USD	221,958	226,757	0.00	Lando-Cyr Group	CH	CHF	24,541	1,704,538	0.02
AA Bond 2.75% 31/07/2025 EMTN	GB	GBP	160,869	226,376	0.00	Lenovo Group 3.421% 02/11/2030 Reg S	FR	EUR	1,666,783	1,695,048	0.02
Knoorr-Bremse	DE	EUR	1,829	224,473	0.00	Orano 4.875% 23/09/2024 EMTN	FR	EUR	1,194,941	1,631,276	0.02
CI											

国コード	通貨	株数または 額面価値 (米ドル)	時価 (米ドル)	純資産 比率(%)	国コード	通貨	株数または 額面価値 (米ドル)	時価 (米ドル)	純資産 比率(%)		
Venture	SG	SGD	91,578	1,382,755	0.01	Verisure Holding 3.25% 15/02/2027 Reg S	SE	EUR	4,794,136	5,798,683	0.06
HFA Group 7.00% 18/12/2025 Reg S	MU	USD	1,168,757	1,251,318	0.01	Meituan 0.56% 27/04/2027	KY	USD	5,548,675	5,740,104	0.06
Amdaxev II Group 1.50% 09/04/2025	ES	EUR	759,840	1,230,093	0.01	MGM China Finance 5.25% 18/06/2025 Reg S	KY	USD	5,486,442	5,735,351	0.04
Brookridge Financial Solutions	US	USD	7,816	1,236,949	0.01	Ford Motor 8.50% 21/04/2023	US	USD	5,046,587	5,664,794	0.05
Appen	AU	AUD	99,409	1,198,634	0.01	Shenzhou International Group Holdings	CN	HKD	255,508	5,611,596	0.05
Cellex Finance Co 2.00% 15/02/2033 EMTN	KR	USD	1,013,120	1,195,935	0.01	MercadoLibre	AR	USD	5,524	5,573,220	0.05
NAVER 1.50% 29/03/2026	US	USD	1,192,145	1,192,945	0.01	LMVH Moët Hennessy Louis Vuitton	FR	EUR	7,061	5,319,543	0.05
HCL America 1.87% 10/03/2026 Reg S	US	USD	1,178,251	1,161,320	0.01	Studio City Finance 6.00% 15/07/2025 Reg S	US	USD	5,028,891	5,314,879	0.05
SK Hynix 1.50% 19/01/2026 Reg S	KR	USD	1,071,821	1,062,172	0.01	Ford Motor 9.625% 22/04/2030	US	USD	5,725,565	5,231,363	0.05
Tele. Linc Ericsson 1.875% 01/03/2024 EMTN	SE	EUR	796,628	1,008,162	0.01	Wynn Macau 5.50% 01/10/2027 Reg S	KY	USD	4,841,031	5,085,503	0.05
Cellex Finance Co 1.25% 15/01/2029 EMTN	ES	EUR	855,154	1,004,289	0.01	Meituan 0.43% 27/04/2028	KY	USD	4,933,711	5,084,190	0.05
SAP	DE	EUR	6,189	869,451	0.01	Resorts Auto Finance 1.919% VRN (Perpetual)	US	USD	4,671,224	4,769,274	0.04
Twilio 3.875% 15/03/2031	US	USD	620,179	637,254	0.01	Champion Path Holdings 4.50% 27/01/2026	VG	USD	4,471,506	4,669,213	0.04
China Railway Signal & Communication Corp (H)	CN	HKD	1,546,428	614,088	0.01	Meituan (B)	CN	HKD	117,282	4,495,101	0.04
WVmore 4.65% 15/05/2027	US	USD	535,221	612,583	0.01	JD.com (A)	CN	HKD	109,178	4,226,661	0.04
Twilio 3.825% 15/03/2029	US	USD	591,952	604,289	0.01	Hyundai Mobis	KR	KRW	17,247	4,174,314	0.04
Tencent Holdings 2.35% 03/04/2030 Reg S	KY	USD	607,365	594,587	0.01	Dongpeng Motor Group (H)	CN	HKD	5,451,371	3,945,992	0.04
AEM Holdings	SG	SGD	170,193	525,138	0.01	Verisure Midholding 5.25% 15/02/2029 Reg S	SE	EUR	3,164,939	3,934,453	0.04
Oracle 3.65% 25/05/2041	US	USD	499,895	510,611	0.00	JLR Automotive 5.875% 15/01/2028 144A	GB	USD	3,872,322	3,932,924	0.04
ASML Holding	NL	EUR	764	497,700	0.00	Arqiva Broadcast Finance 6.75% 30/09/2023	GB	GBP	2,697,384	3,854,084	0.04
Nvidia	US	USD	763	644,655	0.00	Resorts World Las Vegas 4.625% 06/04/2031 Reg S	US	USD	3,665,899	3,726,124	0.04
Xiaomi Best Intell. Inc. 3.375% 29/04/2030 Reg S	HK	USD	401,933	403,081	0.00	Volkswagen Intl Finance 4.125% 16/11/2038	NL	EUR	2,226,198	3,714,326	0.04
SK Hynix 1.00% 19/01/2024 Reg S	KR	USD	395,681	395,604	0.00	Midea Group	CN	CNY	292,932	3,620,266	0.03
Oracle 1.65% 29/05/2026	US	USD	345,261	347,087	0.00	Hyundai Motor	KR	KRW	18,326	3,485,456	0.03
UHS Holdings	SG	SGD	277,516	321,056	0.00	PL Holdings Pie 5.00% 03/04/2024	US	USD	3,563,741	3,460,353	0.03
Atech Global	SG	SGD	277,597	297,833	0.00	Future Retail 5.60% 22/01/2025 Reg S	IN	USD	4,165,760	3,337,149	0.03
Tokyo Electron	JP	JPY	619	277,493	0.00	Huayu Automotive Systems (A)	CN	CNY	815,418	3,285,320	0.03
Accenture	IE	USD	948	274,807	0.00	Ziggo 4.25% 15/01/2027 Reg S	NL	EUR	2,612,324	3,274,521	0.03
Broadcom	US	USD	4,413	261,630	0.00	SK Automotive 6.875% 15/01/2026 Reg S	GB	GBP	2,344,338	3,250,608	0.03
Momo ADR	CN	USD	16,684	244,917	0.00	Li & Fung 5.25% (Perpetual) EMTN	BM	USD	4,288,322	3,184,080	0.03
Oracle	US	USD	3,152	238,390	0.00	TJUI 5.00% 14/04/2028	DE	EUR	2,304,662	3,054,477	0.03
Zhejiang Dahua Technology (A)	CN	CNY	64,274	232,523	0.00	Jaguar Land Rover 5.875% 15/11/2024 Reg S	GB	EUR	2,315,804	3,028,080	0.03
Applied Materials	US	USD	1,696	226,216	0.00	ML Holdings Pie 5.00% 03/04/2024	HK	HKD	580,556	2,988,626	0.03
Qualcomm	US	USD	1,614	225,547	0.00	EVQACA 4.25% FRN 01/11/2026 Reg S	IT	EUR	2,650,483	2,981,520	0.03
Tencent Holdings 1.81% 26/01/2026 Reg S	KY	USD	219,828	225,474	0.00	Kering	FR	EUR	3,717	2,980,393	0.03
International Business Machines	US	USD	1,547	218,635	0.00	MMG China Holdings 5.875% 15/05/2026 Reg S	KY	USD	2,685,788	2,824,258	0.03
Sage Group 1.625% 25/02/2051	GB	GBP	166,869	216,497	0.00	Lenor 5.875% 15/11/2024	US	USD	2,295,251	2,612,154	0.03
Intex	US	USD	467	194,432	0.00	Lowes 4.25%	US	USD	1,828,899	2,518,702	0.02
Lam Research	US	USD	299	188,038	0.00	Caesars Entertainment	US	USD	2,459,727	2,407,847	0.02
Computershare	AU	AUD	17,226	187,654	0.00	Time Warner Cable 5.25% 15/07/2042	US	GBP	1,315,057	2,395,142	0.02
Marble II Plp 5.30% 20/06/2022 Reg S	SG	USD	178,637	179,307	0.00	CPUK Finance 4.25% 28/02/2022 Reg S	GB	GBP	1,683,727	2,354,092	0.02
Brother Industries	JP	JPY	8,041	170,475	0.00	Guangzhou Automobile Group (H)	CN	HKD	1,545,972	2,170,997	0.02
Automatic Data Processing	US	USD	897	167,053	0.00	Electrolux	SE	SEK	75,500	2,122,605	0.02
SK Hynix 2.375% 19/01/2031 Reg S	KR	USD	166,902	160,422	0.00	Cirsa Finance Intl. Sari 4.75% 22/05/2025 Reg S	LU	EUR	1,803,792	2,118,601	0.02
Trend Micro	JP	JPY	3,358	159,820	0.00	CRH Holdings 5.375% 19/09/2022 EMTN	GB	GBP	1,435,990	2,095,033	0.02
HCL	US	USD	4,413	152,459	0.00	CPUK Finance 4.875% 28/08/2025 Reg S	GB	GBP	1,434,175	2,016,299	0.02
Tencent Holdings 3.24% 03/04/2030 Reg S	KY	USD	166,869	146,553	0.00	Sea ADR	SG	USD	7,926	2,015,360	0.02
NXP Semiconductors	NL	USD	728	141,945	0.00	Meituan 3.05% 28/10/2030 Reg S	US	USD	2,039,140	1,978,088	0.02
Analog Devices	US	USD	900	139,282	0.00	Uzauto Motors A3 4.85% 04/05/2026 Reg S	UZ	USD	1,919,691	1,929,290	0.02
Hangzhou Hikvision Digital Technology (A)	CN	CNY	14,077	135,997	0.00	Sands China 4.375% 18/06/2030 Reg S	KY	USD	1,766,475	1,886,803	0.02
Seagate Technology	US	USD	1,387	128,540	0.00	Berkley Group Holdings	GB	GBP	1,850	1,859,810	0.02
TE Connectivity	CH	USD	938	127,283	0.00	Zhejiang Semir Garment (A)	CN	CNY	1,019,663	1,845,289	0.02
Microchip Technology	US	USD	819	125,267	0.00	Weifu High-Tech Group	CN	HKD	814,354	1,785,098	0.02
Cognizant Technology Solutions (A)	US	USD	1,518	122,257	0.00	Lik Fook Holdings International	HK	HKD	711,160	1,778,090	0.02
Infineon	US	USD	1,187	116,197	0.00	Ti Fluid Systems	IE	EUR	429,187	1,769,655	0.02
Motorola Solutions	US	USD	604	113,549	0.00	Virgin Media 5.00% 15/07/2028 144A	HK	USD	1,612,949	1,636,643	0.02
Skyworks Solutions	US	USD	602	110,060	0.00	Brilliance China Automotive Holdings	HK	HKD	1,753,603	1,629,483	0.02
NetApp	US	USD	1,395	105,151	0.00	Faurecia	FR	EUR	29,496	1,595,369	0.02
CMC Materials	US	USD	527	97,239	0.00	Academeidia	SE	SEK	81,298	1,571,198	0.02
Teradyne	US	USD	1,090	100,353	0.00	Service International 3.375% 15/08/2030	US	USD	1,612,949	1,568,053	0.02
Maximus	US	USD	539	98,504	0.00	Hornbach Holding	DE	EUR	16,602	1,552,949	0.01
MKS Instruments	US	USD	599	97,317	0.00	Infarma	GB	GBP	196,499	1,528,543	0.01
Jack Henry & Associates	US	USD	527	93,279	0.00	Hornbach Baumarkt (B)	DE	EUR	37,477	1,495,179	0.01
CMC Materials	US	USD	256	94,206	0.00	Studio City Finance 6.50% 15/01/2028 144A	VG	USD	1,385,910	1,498,263	0.01
Monolithic Power Systems	US	USD	1,086	94,094	0.00	LHMC Finco 7.25% 02/10/2025 Reg S	LU	EUR	1,325,820	1,472,905	0.01
Cognex	US	USD	921	93,174	0.00	Ziggo Bond 6.00% 15/01/2027 144A	NL	USD	1,359,716	1,421,753	0.01
Dolby Laboratories	US	USD	712	88,054	0.00	Focus Media Information Technology	CN	USD	821,278	1,364,542	0.01
Citrix Systems	US	USD	325	87,831	0.00	Dano 5.625% 03/06/2028	US	USD	1,260,402	1,342,643	0.01
Litefuse	US	USD	1,615	86,680	0.00	Genling (Singapore)	SG	SGD	1,964,255	1,272,656	0.01
CDK Global	US	USD	808	86,206	0.00	Sands China 5.40% 08/08/2028	KY	USD	1,062,889	1,206,029	0.01
Universal Display	US	USD	1,004	85,829	0.00	Coupaang	KR	USD	25,856	1,087,945	0.01
Power Integrations	US	USD	26,791	82,711	0.00	Cirsa Finance Intl 3.625% FRN 30/09/2025 Reg S	US	USD	930,688	1,071,171	0.01
Tech Holdings 2.985% 19/01/2023 Reg S	KY	USD	17,864	19,215	0.00	King Power Capital 5.625% 03/11/2024	VG	USD	866,567	986,895	0.01
Tencent Holdings 3.595% 19/01/2028 Reg S	KY	USD	17,864	7,689	0.00	Time Warner Cable 5.75% 02/06/2031	US	GBP	51,884	967,598	0.01
SGSP Australia Assets 3.25% 29/07/2026 EMTN	AU	USD	7,145	7,635	0.00	Yumi Brands 4.625% 31/01/2032	US	USD	864,541	904,526	0.01
Foxconn Far East 3.00% 25/09/2026 EMTN	KY	USD	7,145	7,635	0.00	MGM Resorts International 4.75% 01/05/2025	US	USD	671,278	759,440	0.01
			536,763,475	5,18		Prusa 3.68% 21/01/2030 Reg S	NL	USD	719,849	752,219	0.01
						Toll Brothers Finance 4.875% 15/11/2025	US	USD	666,526	748,939	0.01
一般消費財・サービス						Zhejiang Semir Garment (A)	CN	CNY	410,033	741,233	0.01
Alibaba Group Holding ADR	CN	USD	116,053	26,947,394	0.26	Jardine Cycle & Carriage	GB	GBP	47,259	717,686	0.01
Bridgestone	JP	JPY	572,738	22,971,155	0.22	Umicore	US	USD	647,599	699,407	0.01
Melco Resorts Finance 5.375% 04/12/2029 Reg S	KY	USD	20,532,329	21,868,984	0.21	General Motors 6.80% 01/10/2027	US	USD	525,356	660,712	0.01
Rokuten Group 4.25% VRN (Perpetual) Reg S	JP	EUR	14,619,612	17,971,413	0.17	Genm Capital Labuan 3.882% 19/04/2031 Reg S	MY	USD	660,956	653,834	0.01
WV Intl Finance 4.625% VRN (Perpetual)	NL	EUR	15,019,249	17,880,897	0.17	JD.com 3.375% 14/01/2030	KY	USD	625,229	655,486	0.01
Studio City Finance 6.50% 15/01/2028 Reg S	VG	USD	15,445,723	15,928,944	0.15	Comcast 4.02% 03/08/2030 Reg S	US	USD	671,254	632,451	0.01
Volkswagen Intl Finance 3.375% VRN (Perpetual)	NL	EUR	11,173,153	14,336,140	0.14	General Motors 6.125% 01/10/2025	US	USD	533,221	631,924	0.01
Volkswagen Intl Finance 3.50% VRN (Perpetual)	LU	EUR	8,877,019	11,515,594	0.11	Sonic Automotive 6.125% 15/03/2027	US	USD	583,081	608,955	0.01
TES SA, 5.625% VRN (Perpetual)	LU	EUR	7,709,591	10,241,545	0.10	Ziggo 4.875% 15/01/2030 144A	NL	USD	589,471	606,430	0.01
Alice France Holding 8.00% 15/05/2027 Reg S	US	USD	7,803,567	10,233,172	0.10	Concast	US	USD	10,781	600,707	0.01
Alibaba Group Holding	CN	HKD	334,455	9,715,488	0.09	Hilton Worldwide Finance 4.875% 01/04/2027	US	USD	554,048	577,440	0.01
Faurecia 3.75% 15/06/2028	FR	EUR	7,477,333	9,551,346	0.09	Pinnacle Bidco 5.50% 15/02/2025 Reg S	GB	EUR	466,621	569,640	0.01
Persimmon	GB	GBP	197,667	8,545,952	0.08	Home Depot	US	USD	1,696	548,039	0.01
Ozon Holdings 1.875% 24/02/2026	CY	USD	723,864	8,152,722	0.08	Sands China 5.125% 08/08/2025	US	USD	485,892	545,663	0.01

国コード	通貨	株数または 額面価額	時価 (米ドル)	純資産 比率(%)	国コード	通貨	株数または 額面価額	時価 (米ドル)	純資産 比率(%)		
Omnicon Group	US	USD	5,101	419,470	0.00	Thai Beverage	TH	SGD	2,585,003	1,387,150	0.01
Prosus 5.50% 21/07/2025 Reg S	NL	USD	355,259	403,566	0.00	JBS Investments 7.00% 15/01/2026 144A	AT	USD	1,277,456	1,359,034	0.01
COH Capital 4.25% 24/01/2027	GB	USD	371,710	401,673	0.00	Atte & Life	GB	GBP	121,097	1,340,441	0.01
Las Vegas Sands 3.90% 08/08/2029	US	USD	755,137	391,476	0.00	Austeval Seafood	NO	NOK	101,712	1,305,289	0.01
Nexstar Media Group	US	USD	2,588	384,489	0.00	Mowi	NO	NOK	52,458	1,298,363	0.01
Activision Blizzard	US	USD	4,150	379,576	0.00	Heineken Holding	NL	EUR	12,785	1,270,549	0.01
Lennor 4.75% 29/11/2027	US	USD	327,398	377,735	0.00	PepsiCo	US	USD	8,681	1,246,657	0.01
McLellan 2.125% 28/10/2025 Reg S	KY	USD	376,710	374,743	0.00	Sonoco SGPS	PT	EUR	1,318,806	1,237,310	0.01
McDonald's	US	USD	5,558	366,110	0.00	Yantai Changyu Pioneer Wine	CN	HKD	557,385	1,115,397	0.01
Charter Communications (A)	US	USD	535	362,359	0.00	WH Group	HK	HKD	1,275,888	1,112,631	0.01
Ziggo Bond 5.125% 28/02/2030 144A	NL	USD	328,235	356,589	0.00	Blackmores	AU	AUD	19,469	1,074,765	0.01
Cinet Literature	CN	USD	32,151	354,743	0.00	Thrasco	GB	GBP	1,025,756	1,025,756	0.00
Nike	US	USD	2,478	329,575	0.00	Ulker Biskivi Sanayi AS 4.95% 30/10/2025 Reg S	TR	USD	942,349	1,019,016	0.01
Service International 5.125% 01/06/2029	US	USD	305,234	327,727	0.00	Co-Operative Group 5.125% 17/05/2044	GB	GBP	498,689	741,821	0.01
Sirtus XM Holdings	US	USD	51,921	317,498	0.00	MHP Lux 6.25% 19/09/2029 Reg S	LU	USD	675,106	655,606	0.01
Target	US	USD	1,417	293,788	0.00	China Mengniu Dairy 2.50% 17/06/2030	KY	USD	645,093	625,624	0.01
New York Times	US	USD	6,276	284,986	0.00	Japta	SG	SGD	902,912	620,058	0.01
Cable One	US	USD	158	282,859	0.00	Tingyi Cayman Islands Holding	CN	HKD	336,600	604,879	0.01
Greene King Finance 5.318% 15/09/2031	GB	GBP	177,775	282,002	0.00	JBS Investments 5.75% 15/01/2028 144A	AT	USD	541,951	573,124	0.01
Saksuul House	JP	JPY	15,697	277,446	0.00	Golden Agr/Resources	SG	SGD	2,455,989	460,851	0.00
Restaurant Brands International	CA	CAD	4,028	274,733	0.00	AB InBev Worldwide 5.80% 23/01/2059	US	USD	294,021	402,024	0.00
ViacomCBS	US	USD	6,598	271,784	0.00	Sheng Siong	SG	SGD	307,019	357,280	0.00
China South Publishing & Media Group	CN	CNY	171,181	269,745	0.00	Coca-Cola	US	USD	6,605	356,232	0.00
TX	US	USD	3,741	265,096	0.00	Walmart	US	USD	2,352	325,619	0.00
CNIC Motor (A)	CN	CNY	85,551	264,964	0.00	AB Inbev 9.75% 30/07/2024 EMTN	BE	GBP	180,869	285,901	0.00
China South Publishing & Media Group (A)	CN	CNY	160,674	253,188	0.00	Fomento Economico Mexicano 1.00% 28/05/2033	MX	EUR	241,304	282,590	0.00
Subaru	JP	JPY	13,520	251,657	0.00	First Resources	SG	SGD	245,384	281,997	0.00
Hanesbrands	US	USD	11,456	245,922	0.00	Treehouse Foods 4.00% 01/09/2028	US	USD	237,910	236,720	0.00
Tector Supply	US	USD	1,286	241,810	0.00	Tingyi Cayman 1.625% 24/09/2025	KY	USD	282,228	236,720	0.00
Williams-Sonoma	US	USD	1,413	241,255	0.00	CK Hutchison 3.375% 08/05/2050 Reg S	KY	USD	209,005	214,763	0.00
Dollar General	US	USD	1,111	237,984	0.00	Carlsberg (B)	DK	DKK	1,061	186,377	0.00
Travel + Leisure	US	USD	3,644	237,971	0.00	General Mills	US	USD	2,959	179,637	0.00
China Dongxiang Group	CN	HKD	1,789,112	235,140	0.00	Jimacorp	US	USD	1,280	146,388	0.00
Lennar	US	USD	2,271	234,712	0.00	Campbell Soup	US	USD	3,033	144,815	0.00
TRI Pointe Group 5.70% 15/06/2028	US	USD	209,683	233,405	0.00	Clorox	US	USD	778	140,005	0.00
Genuine Parts Co	US	USD	1,866	233,383	0.00	Fraser and Neave	SG	SGD	114,974	127,050	0.00
Huay Automotive Systems (A)	CN	CNY	57,751	233,168	0.00	Asahi Group Holdings	JP	JPY	7,239	114,608	0.00
Yum! Brands	US	USD	1,285	232,520	0.00	Organic Corp/Tea Tr. Svs 0.375% 27/07/2029 EMTN	GB	EUR	96,200	113,333	0.00
Sunny Express Enterprises 3.35% VRN (Perpetual)	VG	USD	219,723	224,127	0.00	MEDI Holdings	JP	JPY	1,502	93,162	0.00
Garmin	CH	USD	1,574	217,250	0.00	Pigeon	JP	JPY	2,298	77,952	0.00
Trip.com Group ADR	CN	USD	5,454	211,696	0.00	Blue Ocean Resources 8.00% 31/12/2021 Reg S	US	USD	102,513	55,317	0.00
BorgWarner	US	USD	4,213	206,339	0.00	Wens Foodstuffs 3.25% 29/10/2030	CN	USD	27,689	25,291	0.00
Best Buy	US	USD	1,766	205,722	0.00				281,647,585	2.72	
Minor International 3.10% VRN (Perpetual)	TH	USD	202,753	205,560	0.00						
Polaris Inc	US	USD	1,488	205,403	0.00						
3B HiFi	AU	AUD	5,761	205,389	0.00	ヘルスケア					
Leggett & Platt	US	USD	4,125	205,094	0.00	Sanofi	FR	EUR	507,464	53,280,957	0.51
eBay	US	USD	3,573	200,124	0.00	Roche Holding	CH	CHF	146,252	47,682,429	0.46
Parkson Retail Group	CN	HKD	5,751,401	192,257	0.00	Novartis	CH	CHF	302,378	25,825,372	0.25
Prosus Corp International	US	USD	3,492	186,732	0.00	Amgen	US	USD	100,346	23,958,407	0.23
CBPK Financ 3.69% 28/08/2028	GB	GBP	120,652	182,745	0.00	Pfizer	US	USD	557,618	15,784,380	0.13
Skyywork Group	HK	HKD	556,399	181,989	0.00	Astellas Pharma	JP	JPY	862,113	12,980,116	0.13
Chaowei Power Holdings	CN	HKD	479,751	174,018	0.00	Novo Nordisk	DK	DKK	152,624	11,186,539	0.11
Whitebread Group 3.00% 31/05/2031	GB	GBP	118,319	166,931	0.00	Organic Finance 2.875% 30/04/2028 Reg S	US	EUR	8,565,518	10,645,511	0.10
Sunchi China 4.60% 08/08/2025	KY	USD	142,909	153,230	0.00	CSL	AU	AUD	49,804	10,451,800	0.10
Chanel Ceres 1.00% 31/07/2031	GB	EUR	127,087	152,865	0.00	Roche Holding (B)	CH	CHF	15,455	4,668,726	0.05
Embra Holdings	HK	HKD	866,295	151,453	0.00	Koninklijke Philips	NL	EUR	75,813	4,275,965	0.04
Nintendo	JP	JPY	265	151,154	0.00	Himona 4.50% 01/04/2025	US	USD	3,371,233	3,802,910	0.04
SGS	SG	SGD	545,865	147,837	0.00	HCA 5.375% 01/09/2026	US	USD	3,264,609	3,715,166	0.04
Home Depot 3.30% 15/04/2040	US	USD	136,739	145,241	0.00	Cigna 4.375% 15/10/2028	US	USD	3,213,196	3,672,798	0.04
InterContinental Hotel Grp. 3.375% 08/10/2028 EMTN	GB	GBP	94,752	141,730	0.00	Thermo Fisher Scientific 4.497% 25/03/2030	US	USD	3,029,860	3,548,176	0.03
PullerGroup 6.375% 15/05/2033	US	USD	107,311	139,000	0.00	Fisher & Paykel Healthcare (AU)	NZ	AUD	117,680	3,053,160	0.03
Jumbo Group	SG	SGD	525,075	137,883	0.00	WuXi AppTec (H)	CN	HKD	127,289	2,859,668	0.03
Zhongsheng Group Holdings 3.00% 13/01/2026	KY	USD	132,191	133,724	0.00	Hansoh Pharmaceutical Group	CN	HKD	657,436	2,830,456	0.03
Prosus 2.031% 03/08/2032 Reg S	NL	EUR	85,959	104,216	0.00	GlaxoSmithKline	GB	GBP	151,262	2,803,693	0.03
La Francaise des Jeux SAEM	FR	EUR	1,245	65,844	0.00	Tenet Healthcare 5.125% 01/05/2025	US	USD	2,746,046	2,785,804	0.03
B&M European Value Retail	GB	GBP	7,748	60,657	0.00	Tenet Healthcare 6.75% 15/06/2023	US	USD	2,460,554	2,990,000	0.03
Kia Motors 3.25% 21/04/2026 Reg S	KR	USD	10,718	11,567	0.00	Innovant Biologics	CN	HKD	200,327	2,175,793	0.02
JDM.com 3.875% 29/04/2026	KY	USD	7,145	7,795	0.00	Bayer	DE	EUR	32,047	2,075,079	0.02
Well Home Development 3.875% VRN (Perpetual)	KY	USD	7,145	7,333	0.00	Hoya	JP	JPY	14,242	1,619,176	0.02
Alibaba Group Holding 3.125% 28/11/2021	KY	USD	7,145	7,221	0.00	Smith & Nephew	DE	EUR	31,018	1,525,572	0.01
Ferrari (IT)	IT	EUR	2	379	0.00	Smith & Nephew	GB	GBP	70,084	1,522,942	0.01
			500,763,915	4.83		Aetna 2.80% 15/06/2023	US	USD	1,422,234	1,486,145	0.01
						Fresenius Medical Care	DE	EUR	18,030	1,435,126	0.01
						Shionogi Weigao Group Medical Polymer (H)	HK	USD	624,218	1,398,459	0.01
						AbbVie 4.875% 14/11/2048	US	USD	1,052,727	1,304,007	0.01
						Tenet Healthcare 4.625% 15/07/2024	US	USD	1,179,066	1,198,344	0.01
						Hikma Pharmaceuticals	JO	GBP	34,302	1,158,078	0.01
						Udigo Healthcare	IE	GBP	94,481	1,120,345	0.01
						Galentia	CH	CHF	16,223	1,096,377	0.01
						HCA 5.375% 01/02/2025	US	USD	979,060	1,092,318	0.01
						UCB	BE	EUR	11,765	1,090,783	0.01
						Grifols 3.20% 01/05/2025 Reg S	ES	EUR	796,628	966,761	0.01
						Shionogi Dickinson 3.30% 01/03/2030	US	USD	889,813	928,267	0.01
						HCA 5.25% 21/11/2026	US	USD	786,501	843,272	0.01
						AbbVie 2.90% 06/11/2022	US	USD	799,832	829,700	0.01
						China National Accord Medicines (A)	CN	CNY	116,248	749,402	0.01
						Himeda 3.00% 15/10/2030	US	USD	697,600	692,977	0.01
						HCA 5.625% 01/09/2028	US	USD	579,049	670,539	0.01
						HCA 5.25% 15/06/2026	US	USD	564,532	655,779	0.01
						AbbVie 4.70% 14/05/2045	US	USD	546,552	650,658	0.01
						China National Accord Medicines (B)	CN	USD	1,276	508,716	0.00
						Aetna 4.75% 15/03/2044	US	USD	169,558	494,778	0.00
						HCA 5.875% 01/02/2029	US	USD	399,916	478,919	0.00

国コード	通貨	株数または 額面価値 (米ドル)	時価 (米ドル)	純資産 比率(%)	国コード	通貨	株数または 額面価値 (米ドル)	時価 (米ドル)	純資産 比率(%)
Thermo Fisher Scientific	US	USD	618	292,364	0.00				
Metricore 1.375% 15/10/2040	LU	EUR	241,304	291,535	0.00				
Deleap	US	USD	1,091	278,486	0.00				
Ei Lilly	US	USD	1,356	247,853	0.00				
Anthem	US	USD	619	234,135	0.00				
Centene 2.50% 01/03/2031	US	USD	237,283	226,221	0.00				
CVS Health	US	USD	2,818	215,411	0.00				
Cadence	US	USD	865	214,633	0.00				
Stryker	US	USD	799	208,242	0.00				
Humana	US	USD	1,187	205,614	0.00				
Humana	US	USD	425	187,585	0.00				
Encaps Health 5.75% 15/09/2025	US	USD	180,650	187,199	0.00				
Gilead Sciences	US	USD	2,966	186,477	0.00				
HCA Healthcare	US	USD	902	181,565	0.00				
Coloplast	DK	DKK	1,051	173,976	0.00				
Becton Dickinson 3.794% 20/05/2050	US	USD	160,869	171,368	0.00				
Agilent Technologies	US	USD	1,209	161,698	0.00				
Orion	FI	EUR	3,422	151,650	0.00				
Cardinal Health	US	USD	2,323	139,948	0.00				
Shionogi	JP	JPY	2,651	139,597	0.00				
Quest Diagnostics	US	USD	1,006	133,524	0.00				
Eisai	JP	JPY	2,032	132,608	0.00				
UnitedHealth Group 2.90% 15/05/2050	US	USD	136,739	131,022	0.00				
ResMed	US	USD	688	130,572	0.00				
Terram	US	USD	490	126,398	0.00				
China National Accord Medicines	CN	CNY	17,643	113,738	0.00				
Tenet Healthcare 6.875% 15/11/2031	US	USD	88,712	99,230	0.00				
AbbVie 2.20% 2/11/2029	US	USD	64,488	68,836	0.00				
287,255,473 2.77									
金融									
Allianz	DE	EUR	187,031	48,693,671	0.07				
Deutsche Boerse	DE	EUR	272,752	47,025,608	0.45				
BlackRock	US	USD	46,377	37,995,156	0.37				
Muenchener Rueckversicherungs-Gesellschaft	DE	EUR	131,195	37,985,657	0.37				
Chubb Insurance Group	CH	CHF	89,116	36,172,053	0.32				
JPMorgan Chase	US	USD	214,765	32,938,460	0.32				
AIA Group	HK	HKD	2,247,435	28,601,903	0.28				
CME Group	US	USD	139,051	27,965,842	0.27				
Admiral Group	GB	GBP	638,150	27,628,330	0.27				
Progressive	US	USD	267,590	27,120,277	0.26				
Credit Agricole 7.50% VRN (Perpetual)	FR	GBP	15,685,842	25,774,507	0.25				
Nationwide Building Society 5.75% VRN (Perpetual)	GB	GBP	15,685,842	24,253,901	0.25				
Bank of America	US	USD	592,922	24,031,122	0.25				
Commerzbank 6.125% VRN (Perpetual)	DE	EUR	17,744,529	23,075,190	0.22				
UBS Group 6.875% VRN (Perpetual)	CH	USD	19,999,448	22,785,671	0.22				
Sampo (A)	FI	EUR	456,087	20,729,158	0.20				
Credit Suisse Group 6.375% VRN (Perpetual) 144A	CH	USD	18,823,010	20,482,533	0.20				
Banco Comercial Portugas 9.25% VRN (Perpetual)	PT	EUR	15,747,340	19,513,642	0.19				
Morgan Stanley	US	USD	231,054	19,115,244	0.18				
Fortune Star 6.85% 02/07/2024	VG	USD	17,560,094	18,680,946	0.18				
ING Group 6.75% VRN (Perpetual)	NL	USD	16,391,705	18,071,854	0.17				
Lloyds Banking Group 7.625% VRN (Perpetual)	GB	GBP	11,744,387	17,853,720	0.17				
St James's Place	GB	GBP	930,816	17,535,083	0.17				
Charles Schwab	US	USD	247,652	17,442,138	0.17				
Barclays 7.125% VRN (Perpetual)	GB	GBP	10,298,539	16,324,668	0.16				
Bank of Ireland Group 7.50% VRN (Perpetual)	IE	EUR	11,292,237	16,115,360	0.16				
Wells Fargo	US	USD	555,825	16,077,810	0.16				
China Construction Bank (H)	CN	HKD	20,328,513	16,056,582	0.15				
ASR Niederland 3.375% VRN 02/05/2049	NL	EUR	11,764,381	15,905,081	0.15				
Singapore Exchange	SG	SGD	1,885,961	14,761,243	0.14				
ING Group 5.75% VRN (Perpetual)	NL	USD	13,532,965	14,677,595	0.14				
3i Group	GB	GBP	818,528	14,519,365	0.14				
NN Group	NL	EUR	288,324	14,419,932	0.14				
Phoenix Group Holdings 5.625% 28/04/2031 EMTN	GB	GBP	8,637,409	14,355,304	0.14				
AIB Group 5.25% VRN (Perpetual)	IE	EUR	11,114,987	14,344,217	0.14				
Ping An Insurance Group (H)	CN	HKD	1,299,779	14,162,198	0.14				
Barclays 6.125% VRN (Perpetual)	GB	USD	12,743,962	14,108,458	0.14				
US Bancorp	US	USD	235,212	14,026,851	0.14				
ALR	FR	EUR	494,387	13,988,085	0.13				
Round Hill Music Royalty Fund	GB	USD	13,545,617	13,946,170	0.13				
Legal & General Group	GB	GBP	3,679,204	13,867,149	0.13				
Ally Financial	US	USD	2,625,421	13,653,279	0.13				
Lloyds Banking Group 7.50% VRN (perpetual)	GB	USD	11,764,381	13,518,338	0.13				
Bank of Communications 3.80% VRN (Perpetual)	CN	USD	12,050,260	12,432,242	0.12				
United Overseas Bank	SG	SGD	617,229	12,294,914	0.12				
Credit Suisse Group 6.25% VRN (Perpetual) 144A	CH	USD	11,335,021	12,267,723	0.12				
MG 5.625% VRN 20/10/2051	GB	GBP	7,446,422	12,219,309	0.12				
Commonwealth Bank of Australia	AU	AUD	175,527	12,045,885	0.12				
Coxiabank 6.375% VRN (Perpetual)	ES	EUR	8,860,269	11,652,706	0.11				
Berkshire Hathaway (B)	US	USD	41,360	11,393,055	0.11				
Hannover Rueck	DE	EUR	59,485	10,997,705	0.11				
Bankpark PCL 3.543% VRN 02/10/2031 EMTN	TH	USD	10,644,901	10,928,478	0.11				
Bank Santander 7.50% VRN (Perpetual)	ES	USD	9,882,080	10,925,875	0.11				
Real Estate Credit Investments	GB	GBP	5,532,050	10,831,006	0.10				
Western Alliance	US	USD	101,594	10,727,294	0.10				
NorthWest Holdings	US	USD	181,169	10,628,478	0.10				
Intesa Sanpaolo 5.875% VRN (Perpetual) EMTN	IT	EUR	7,842,921	10,265,255	0.10				
NN Group 4.625% VRN 15/01/2048 EMTN	NL	EUR	7,058,629	10,138,507	0.10				
UBS Group 7.00% VRN (Perpetual)	CH	USD	8,627,213	9,968,760	0.10				
Banco Santander 4.375% VRN (Perpetual)	ES	EUR	7,842,921	9,799,937	0.10				
Ally Financial 8.00% 01/11/2031 (A)	US	USD	4,958,385	9,786,735	0.09				
Bangkok Bank 5.00% VRN (Perpetual) Reg S	TH	USD	9,287,186	9,785,400	0.09				
ABN AMRO Bank 4.375% VRN (Perpetual)	NL	EUR	7,137,058	9,250,905	0.09				
Nordea Bank	FI	SEK	878,204	9,140,230	0.09				
Sinohua Financial Group 5.875% VRN (Perpetual)	KR	USD	8,246,500	8,923,908	0.09				
Verdant Res. Fin. II 8.95% 11/03/2025 Reg S	GB	USD	8,761,561	8,702,727	0.08				
Industrial & Commercial Bank of China (H)	CN	HKD	13,550,864	8,669,756	0.08				
Banco de Sabadell SA 5.75% VRN (Perpetual)	ES	EUR	6,612,045	8,340,249	0.08				
Bank of East Asia 5.625% VRN (Perpetual)	HK	USD	8,013,595	8,228,239	0.08				
Goldman Sachs Group	US	USD	23,539	8,210,730	0.08				
Capital Group Bank Finance 9.00% VRN 27/11/2025	US	GBP	5,387,349	8,179,277	0.08				
China Life Insurance (H)	CN	HKD	4,028,830	8,171,520	0.08				
ING Groep	NL	EUR	638,541	8,166,269	0.08				
Arthur J Gallagher	US	USD	56,279	8,119,941	0.08				
Banco Santander 5.25% VRN (Perpetual)	GB	EUR	6,274,337	8,022,982	0.08				
Netwest Group 4.50% VRN (Perpetual)	GB	GBP	6,165,139	7,982,245	0.08				
Voya Financial	US	USD	11,408,242	7,974,683	0.08				
SVB Financial Group	US	USD	15,872	7,955,660	0.08				
IBRD 0.50% 28/10/2025	SU	USD	7,998,817	7,891,352	0.08				
UBCredit 7.50% VRN (Perpetual)	IT	EUR	5,382,314	7,851,011	0.07				
Kiy	DK	DKK	334,872	7,668,600	0.07				
Trug 2.125% 15/06/2022	DE	USD	7,331,791	7,495,894	0.07				
Krung Thai Bank (Cayman) 4.40% VRN (Perpetual)	TH	USD	7,338,712	7,407,475	0.07				
M&C 6.340% VRN 19/03/2023 EMTN	GB	GBP	4,038,199	7,254,504	0.07				
Barclay 7.25% VRN (Perpetual)	GB	GBP	4,283,396	7,232,831	0.07				
Shriram Transport Finance 5.95% 24/10/2022 Reg S	IN	USD	7,025,702	7,176,860	0.07				
Arch Capital Group	BM	USD	178,197	7,143,937	0.07				
Julius Baer Group	CH	CHF	111,677	7,037,317	0.07				
Athene Holding	BM	USD	115,327	6,987,498	0.07				
Intesa Sanpaolo	IT	EUR	2,463,903	6,880,191	0.07				
Intesa Sanpaolo 5.875% VRN (Perpetual) EMTN	IT	EUR	4,995,866	6,743,059	0.07				
AIA Group 2.70% VRN (Perpetual) CMTN	HK	USD	6,603,694	6,647,609	0.06				
Banka Monte 10.50% 23/07/2029 EMTN	IT	EUR	4,434,533	6,625,961	0.06				
Yee Bank Fsc Banking UB 3.75% 06/02/2023 EMTN	IN	USD	6,705,720	6,605,149	0.06				
China Merchants Bank (H)	CN	HKD	817,837	6,578,547	0.06				
Axis Bank	IN	INR	67,407	6,486,464	0.06				
Mascarpine Group	AU	AUD	52,081	6,454,409	0.06				
Equitable Holdings	US	USD	18,452	6,330,011	0.06				
Sampo 2.50% VRN 03/09/2052 EMTN	FI	EUR							

国コード	通貨	株数または 額面価額 (米ドル)	時価 (米ドル)	純資産 比率(%)	国コード	通貨	株数または 額面価額 (米ドル)	時価 (米ドル)	純資産 比率(%)		
HDFC Bank	IN	INR	186,129	3,542,870	0.03	Lufax Holding ADR	CN	USD	106,870	1,282,456	0.01
ifilex@DEGRO	DE	EUR	27,152	3,485,508	0.03	Ford Motor Credit 3.087% 09/01/2023	US	USD	1,249,229	1,274,445	0.01
Huafeng Finance 2017 4.25% 07/11/2027 EMTN	VG	USD	4,564,673	3,491,152	0.03	China Cinda Finance 2014 5.625% 14/05/2024 Reg S	US	USD	1,118,961	1,236,461	0.01
KB Financial Group ADR	KR	USD	70,541	3,444,955	0.03	Ford Motor Credit 5.875% 02/08/2021	US	USD	1,211,511	1,225,162	0.01
Huafeng Finance II 4.625% 03/04/2026 EMTN	VG	USD	4,564,673	3,457,740	0.03	Charming Light Investments 5.00% 03/09/2024 EMTN	VG	USD	1,110,657	1,222,729	0.01
Santander UK Group Hedges 3.75% VRN (Perpetual)	GB	GBP	2,352,876	3,445,910	0.03	PNC Financial Services Group	US	USD	6,260	1,171,029	0.01
India Green Power Holdings 4.00% 23/02/2027 Reg S	MU	USD	3,398,559	3,405,356	0.03	Tesco Personal Finance Group 3.50% 25/07/2025	GB	GBP	796,628	1,161,879	0.01
Standard Chartered 2.744% VRN 10/09/2022 144A	GB	USD	3,478,282	3,373,362	0.03	Lloyds Banking Group 3.00% 11/01/2027	US	USD	1,128,961	1,149,927	0.01
Intl. Bank for Rec. & Dev. 1.25% 10/02/2031	SU	USD	3,495,265	3,347,511	0.03	Huafeng Finance 2019 3.75% 27/04/2022	VG	USD	1,313,148	1,105,044	0.01
Agricultural Bank of China (H)	CN	HKD	8,495,007	3,295,751	0.03	Huafeng Finance 2019 3.75% 29/05/2022 EMTN	VG	USD	1,313,148	1,095,196	0.01
Huafeng Finance 2019 3.875% 15/11/2029 EMTN	VG	USD	4,355,568	3,229,998	0.03	Hong Kong Mortgage 2.70% 09/02/2024 EMTN	HK	CNY	7,016,564	1,078,164	0.01
China MIA Holdings 3.35% 03/05/2026	GB	USD	2,865,823	3,147,419	0.03	European Investment Bank 4.625% 21/10/2027	US	USD	1,119,098	1,075,108	0.01
Eximbank Turkey 8.25% 24/01/2024 Reg S	TR	USD	2,940,641	3,135,856	0.03	China Cinda Finance 4.75% 08/02/2028 EMTN	VG	USD	964,539	1,063,388	0.01
Santander UK 4.00% 13/05/2024	GB	USD	2,759,681	3,027,116	0.03	MDGH - GMTN 2.50% 07/11/2024 Reg S	NL	USD	997,124	1,047,907	0.01
Huafeng Finance 2019 4.50% 29/05/2029 EMTN	VG	USD	4,047,192	3,025,276	0.03	HSBC USA 3.50% 23/06/2024	US	USD	955,274	1,034,992	0.01
Emirates 6.125% VRN (Perpetual)	AE	USD	2,755,259	3,001,947	0.03	China Minsheng Banking (H)	CN	HKD	1,949,600	995,451	0.01
FCE Bank 2.172% 03/04/2022 EMTN	GB	GBP	2,081,306	2,923,802	0.03	TMB Bank 4.90% VRN (Perpetual) EMTN	TH	USD	979,054	986,641	0.01
Intercontinental Exchange	US	USD	25,075	2,912,928	0.03	OneMain Fin. 8.875% 01/06/2025	US	USD	885,509	982,583	0.01
Phoenix Group Holdings 5.75% VRN (Perpetual)	GB	GBP	1,960,730	2,907,558	0.03	Operadora de Servicios 8.25% 11/02/2025 Reg S	MX	USD	1,009,659	965,065	0.01
Goldman Sachs Group 2.60% 07/02/2030	US	USD	2,846,525	2,907,206	0.03	Dev. Bank of Mongolia 7.25% 23/10/2023 Reg S	MN	USD	892,408	962,444	0.01
IBRD 1.25% 24/11/2025	SU	USD	2,864,331	2,859,904	0.03	Commerzbank 4.00% VRN (Perpetual) EMTN	DE	EUR	682,171	899,580	0.01
Morgan Stanley 2.75% 19/05/2022	US	USD	2,759,553	2,830,838	0.03	ANZ New Zealand Intl. 3.45% 21/01/2028 144A	NZ	USD	868,431	953,819	0.01
DNB	NO	NOK	130,314	2,809,892	0.03	UBS Group 2.095% VRN 11/02/2022 144A	CH	USD	991,658	946,045	0.01
Asahi Mutual Life Insurance 4.10% VRN (Perpetual)	JP	USD	2,767,223	2,784,518	0.03	Citigroup 5.875% 30/01/2024	US	USD	695,861	915,858	0.01
East Finance 3.375% 27/11/2024 EMTN	SE	EUR	2,236,023	2,773,029	0.03	Commerzbank 4.00% VRN 05/12/2030 EMTN	DE	EUR	682,171	899,580	0.01
Bank of China 5.00% 15/11/2024 Reg S	CN	USD	2,472,334	2,763,782	0.03	Huatai Securities (H)	CN	HKD	629,663	898,919	0.01
CNP Assurances 4.75% VRN (Perpetual)	FR	EUR	1,960,730	2,757,028	0.03	Assicurazioni Generali 6.269% VRN (Perpetual)	IT	GBP	549,004	869,423	0.01
Phoenix Group Holdings 5.625% VRN (Perpetual)	FR	USD	2,516,009	2,682,071	0.03	Minijesa Capital 6.625% 10/08/2037 Reg S	NL	USD	816,571	867,394	0.01
CADIS 3.375% 30/01/2031 144A	GB	USD	2,784,741	2,672,754	0.03	Triplix Bank 3.25% VRN (Perpetual)	US	USD	93,909	864,241	0.01
Kinsale Capital Group	US	USD	15,423	2,672,170	0.03	PNC Group 3.50% 23/01/2024	US	USD	781,588	842,991	0.01
Brown & Brown	US	USD	49,307	2,640,368	0.03	ICBCIL Finance 1.75% 25/08/2025 EMTN	HK	USD	839,690	831,998	0.01
Sovcombank 7.75% VRN (Perpetual) Reg S	IE	USD	2,570,042	2,632,443	0.03	OneMain Finance 4.00% 15/09/2030	US	USD	850,024	824,525	0.01
6.50% VRN 03/06/2055	GB	GBP	1,657,209	2,511,950	0.03	OneMain Finance 4.00% 15/09/2030	US	USD	850,024	824,525	0.01
Challace Holding	TW	TWD	348,257	2,508,221	0.02	SBI Cards & Payment Services	IN	INR	60,270	799,409	0.01
International Personal Finance 9.75% 12/11/2025	GB	EUR	1,976,631	2,505,470	0.02	Hiscox	BM	GBP	70,580	792,988	0.01
Banco Santander 3.306% 27/06/2029	ES	USD	2,315,817	2,478,779	0.02	KW 2.70% 25/03/2024 EMTN	DE	CNY	4,911,955	763,891	0.01
IT Credit 9.25% VRN (Perpetual)	IT	EUR	1,887,949	2,464,460	0.02	American Express Credit 3.30% 03/05/2027 MTN	US	USD	685,096	758,112	0.01
China 2020 Mgmt. 5.00% 20/01/2031 EMTN	VG	USD	2,153,262	2,464,508	0.02	BP (A)	FR	EUR	19,410	752,153	0.01
Investor (B)	SE	SEK	28,233	2,401,608	0.02	Barclays 4.375% 12/01/2026	GB	USD	666,526	747,422	0.01
Natwest Group 4.445% VRN 08/05/2030	GB	USD	2,113,183	2,384,347	0.02	Bank of New York Mellon 3.30% 23/08/2029 MTN	US	USD	666,797	724,164	0.01
Shincor Transport Finance 5.70% 27/02/2022 EMTN	IN	USD	2,349,098	2,374,029	0.02	HSBC Holding 2.099% VRN 04/06/2026	GB	USD	666,327	680,450	0.01
James Hardie Intl Fin 6.625% 01/10/2026 Reg S	IE	EUR	1,871,810	2,316,888	0.02	Ford Motor Credit 2.30% 16/07/2028	US	USD	689,536	676,472	0.01
PNR Group 2.55% 22/01/2030	US	USD	2,248,272	2,308,627	0.02	HSBC Holding 2.848% VRN 04/04/2031	GB	USD	666,526	673,569	0.01
Bank of East Asia 5.875% VRN (Perpetual)	HK	USD	2,155,873	2,292,756	0.02	UBS Group 4.25% 23/03/2028 144A	CH	USD	588,603	665,766	0.01
Huafeng Finance 2019 3.625% 30/09/2030 EMTN	VG	USD	3,061,193	2,273,951	0.02	Credit Suisse Funding (Guernsey) 3.80% 15/09/2022	GB	USD	636,850	665,900	0.01
Auracom Generali	IT	EUR	115,117	2,271,933	0.02	Guinness Financial 6.25% 01/02/2041	US	USD	459,903	663,135	0.01
Ford Motor Credit 3.125% 16/06/2025	US	USD	2,063,768	2,259,826	0.02	BP Capital Markets 2.772% 10/11/2020	US	USD	715,449	631,823	0.01
Huafeng Finance 2019 3.75% 29/05/2024 EMTN	VG	USD	2,907,566	2,256,998	0.02	Barclays 1.007% VRN 10/12/2024	GB	USD	629,867	631,064	0.01
Aifa Bank 5.50% VRN 26/10/2031 Reg S	IE	USD	2,184,536	2,233,688	0.02	China Taiping Insurance Holdings	HK	HKD	340,183	630,608	0.01
Istanbul Metro Municipality 6.375% 09/12/2025 Reg S	US	USD	2,276,325	2,216,570	0.02	US Bancorp 3.00% 30/07/2029 EMTN	US	USD	578,954	614,534	0.01
Aifa Financial	US	USD	40,240	2,148,545	0.02	Bank of East Asia 4.00% VRN 29/05/2030 EMTN	US	USD	629,502	614,042	0.01
Allfunds Group	GB	EUR	126,258	2,123,241	0.02	Joy Treasury Assets Holdings 1.875% 17/11/2025	VG	USD	622,549	609,754	0.01
IBRD 0.75% 24/11/2027	SU	USD	2,168,744	2,092,190	0.02	Minijesa Capital 4.625% 10/08/2030 Reg S	NL	USD	557,347	589,930	0.01
Lloyds Banking Group 4.55% 16/08/2028	GB	USD	1,804,407	2,082,896	0.02	Credivalores-Credenciosas 8.875% 07/02/2025 Reg S	CO	USD	697,583	583,399	0.01
Deutsche Bank 1.83% VRN 25/12/2028 EMTN	GB	EUR	1,514,086	2,049,032	0.02	Nanyang Commercial Bank 3.80% VRN 20/11/2029	US	USD	585,111	564,454	0.01
Bank Central Asia	ID	IDR	915,862	2,027,485	0.02	AerCap Global Aviation Trust 4.625% 10/07/2027	IE	USD	491,763	547,156	0.01
M&G	GB	GBP	658,856	1,980,903	0.02	Korea Development Bank 4.22% 23/07/2021 EMTN	KR	CNY	3,508,282	545,889	0.01
Goldman Sachs Group 0.466% FRN 30/04/2024 EMTN US	EUR	EUR	1,612,994	1,961,631	0.02	Philippine National Bank 3.28% 27/09/2024 EMTN	PH	USD	505,542	532,855	0.01
Bank of Cyprus Holdings 6.625% VRN 23/10/2031	IE	EUR	1,558,344	1,949,811	0.02	MGIC Investment 5.25% 15/08/2028	US	USD	500,014	530,640	0.01
EMTN						Ford Motor Credit 3.575% 13/11/2025	US	USD	467,755	480,768	0.01
Wealth Drivers 5.50% 17/08/2023	VG	USD	1,919,358	1,936,142	0.02	Ford Motor Credit 4.00% 15/11/2030	US	USD	467,755	477,737	0.01
Goldman Sachs Group 0.01% VRN 30/04/2024 EMTN	EUR	EUR	1,603,265	1,930,720	0.02	Huafeng Finance II 5.50% 16/01/2025 EMTN	VG	USD	593,432	465,844	0.01
Bank of Montreal T.A.S. 7.20% VRN 16/03/2027 Reg S	TR	USD	1,878,579	1,903,261	0.02	United Overseas Bank 1.75% VRN 16/03/2031 GMTN	SG	USD	445,922	441,523	0.01
Aifa Bond Issuance 8.00% VRN (Perpetual)	IE	USD	1,855,744	1,888,065	0.02	Westfield Stratford City Fin 1.642% 04/08/2031	GB	GBP	319,167	439,133	0.01
Ally Financial 3.875% 21/02/2024	US	USD	1,756,862	1,884,820	0.02	European Investment Bank 2.70% 22/04/2024 EMTN	SU	CNY	2,806,625	456,075	0.01
Uzbek Industrial Bank 5.75% 02/12/2024	UZ	USD	1,805,149	1,878,429	0.02	Lloyds Bank 7.625% 22/04/2025 EMTN	GB	GBP	241,304	416,160	0.01
Pearl Holding III 9.50% 11/12/2022 Reg S	KY	USD	5,548,322	1,875,333	0.02	Power Finance 3.55% 16/05/2031 GMTN	IN	USD	428,264	412,227	0.01
HSBC Holdings 4.70% VRN (Perpetual)	GB	USD	1,839,774	1,850,040	0.02	Outlier 4.478% VRN 29/02/2028	GB	GBP	281,322	406,904	0.01
Ally Financial 5.75% 20/11/2025	US	USD	1,613,756	1,849,952	0.02	Abank TAS 5.125% 31/03/2025 Reg S	TR	USD	403,479	402,959	0.01
Patria Investments	KY	USD	130,956	1,817,665	0.02	SCIF Asia 1.75% 04/08/2025 EMTN	VG	USD	396,574	391,663	0.01
ICI Lombard General Insurance	IN	INR	94,938	1,811,408	0.02	Shinhan Fin. Group 3.54% VRN 05/20/2030 Reg S	KR	USD	366,206	385,562	0.01
Ford Motor Credit 3.83% FRN 15/11/2023 EMTN	US	EUR	1,517,817	1,788,735	0.02	Guaranters Express 6.25% 01/02/2041	US	USD	356,225	356,225	0.01
Turkiye Sinali Kalkinma Bk. 5.875% 14/01/2026 Reg S	TR	USD	1,999,500	1,775,617	0.02	DBO Unibank 2.125% 13/01/2026 EMTN	PH	USD	357,274	364,155	0.01
Gruppe Bruxelles Lambert	BE	EUR	16,070	1,758,966	0.02	BDS Group Holdings 3.60% VRN (Perpetual) GMTN	SG	USD	357,274	360,627	0.01
TP ICAP Group	GB	GBP	528,215	1,737,630	0.02	JPM (Indonesia) CLN 1.90% 10/03/2027 EMTN	ID	IDR	4,932,110,388	359,517	0.01
Banco de Brasil 7.75% VRN (Perpetual) Reg S	SU	USD	1,772,940	1,729,033	0.02	CBL Funding 3.50% 24/10/2026 EMTN	KY	USD	341,975	341,975	0.01
Intercontinental Exchange 0.70% 16/05/2023	US	USD	1,763,006	1,725,574	0.02	Power Finance 3.55% 16/09/2024	IN	USD	300,110	311,675	0.01
Yapi ve Kredi Bankasi 8.25% 15/10/2024 Reg S	TR	USD	1,588,959	1,710,117	0.02	CCBI Cayman 1.99% 21/07/2025 EMTN	KY	USD	309,935	309,935	0.01
Ford Motor Credit 5.596% 07/01/2022	US	USD	1,651,660	1,701,573	0.02	BP Capital Markets America 3.937% 21/09/2028	US	USD	270,179	303,734	0.01
BAWAG	AT	EUR	31,247	1,689,462	0.02	HSBC Holdings 6.75% 11/09/2028	GB	GBP	180,689	290,230	0.01
Ford Motor Credit 5.55% 29/01/2023	US	USD	1,681,186	1,686,022	0.02	HSBC Holdings 7.00% 07/04/2038 EMTN	GB	GBP	156,739	289,147	0.01
ING Group 4.55% 10/2/2028	NL	USD	1,447,385	1,678,720	0.02	Rizal Commercial Banking 4.125% 16/03/2023 EMTN	PH	USD	267,955	282,385	0.01
State Street 2.65% 19/05/2026	US	USD	1,563,176	1,676,668	0.02	ING Group 1.125% VRN 07/12/2028 EMTN	NL	GBP	209,130	281,109	

国コード	通貨	株数または 額面価値 (米ドル)	時価 (米ドル)	純資産 比率(%)	国コード	通貨	株数または 額面価値 (米ドル)	時価 (米ドル)	純資産 比率(%)
Fidelity National Financial	US	USD	5,087	232,337	0.00				
Hanover Insurance Group	US	USD	1,637	228,669	0.00				
China Grid 2020 Mgmt. 1.875% 20/01/2026 EMTN	US	USD	234,014	227,164	0.00				
Power Finance 4.50% 18/06/2029	IN	USD	216,579	226,757	0.00				
Heungkuk Life Insurance 4.475% VRN (Perpetual)	KR	USD	222,975	226,327	0.00				
Power Finance 3.75% 18/06/2024 EMTN	IN	USD	219,734	225,465	0.00				
Manulife Financial	CA	CAD	10,289	224,070	0.00				
MetLife	GB	GBP	10,182	216,197	0.00				
Lloyds Bank 3.50% 14/05/2025	GB	USD	192,985	209,715	0.00				
Power Corporation of Canada	CA	CAD	7,142	208,742	0.00				
Shinhan Bank 4.00% 25/04/2029 Reg S	KR	USD	185,000	202,668	0.00				
Asia Henderson Group	GB	USD	5,791	198,864	0.00				
Kookmin Bank 2.50% 04/11/2030 Reg S	KR	USD	199,609	195,269	0.00				
DBS Group Holdings 4.52% VRN 11/12/2028 Reg S	SG	USD	178,637	193,735	0.00				
Greenko Mauritius 6.25% 21/02/2023 Reg S	MU	USD	178,637	186,656	0.00				
Chong Hing Bank 3.50% VRN (Perpetual) EMTN	HK	USD	185,455	185,916	0.00				
Mutual Finance 6.125% 31/10/2022 Reg S	IN	USD	178,637	185,130	0.00				
Natwest Group 0.75% VRN 15/11/2025	GB	EUR	148,804	182,619	0.00				
China Minsheng Banking 4.95% VRN (Perpetual)	CN	USD	178,637	180,200	0.00				
AerCorp Global Aviation Trust 3.875% 23/01/2028	IE	USD	164,891	174,361	0.00				
PTT Treasury 3.70% 16/07/2010 Reg S	TH	USD	358,637	169,928	0.00				
Rizal Commercial Banking 3.00% 11/09/2024 EMTN	PH	USD	162,095	169,817	0.00				
Joy Treasury Assets Holdings 2.75% 17/11/2030	VG	USD	176,851	165,747	0.00				
CBRE Global European Core Fund 0.50% 27/01/2028	LU	EUR	137,385	165,779	0.00				
IG Group Holdings	GB	GBP	12,811	154,390	0.00				
London Stock Exchange Group 1.625% 06/04/2030	GB	GBP	10,243	143,837	0.00				
Tesco Property Finance 3.5 7.44% 13/04/2040	GB	GBP	76,350	139,895	0.00				
Barclays 1.700% VRN 05/11/2025	GB	GBP	99,659	139,792	0.00				
Wong Chong Chuan 3.75% 02/06/2026 EMTN	JP	JPY	135,444	136,444	0.00				
Tokio Marine Holdings	JP	JPY	2,651	127,286	0.00				
Medibank PM	AU	AUD	52,555	124,983	0.00				
Magellan Financial Group	AU	AUD	3,264	121,866	0.00				
BNP Group 3.00% 16/02/2026 EMTN	NL	EUR	120,508	120,508	0.00				
AIA Group 3.20% 16/09/2040 Reg S	HK	USD	115,863	113,116	0.00				
T&D Holdings	JP	JPY	8,572	105,459	0.00				
Sompo Holdings	JP	JPY	2,828	105,251	0.00				
Manappuram Finance 5.90% 13/01/2023 EMTN	IN	USD	71,455	75,508	0.00				
Dev. Bank of Kazakhstan 28.95% 05/03/2023 Reg S	KZ	USD	28,759,999	67,001	0.00				
REC 4.625% 22/03/2028 EMTN	IN	USD	42,873	45,886	0.00				
QBE Insurance Group 3.25% VRN (Perpetual) EMTN	AU	USD	42,265	44,514	0.00				
Huarong Finance 2019 2.50% 24/02/2023 EMTN	VG	USD	53,591	41,801	0.00				
Asia Hbit 4.400% 01/02/2023 EMTN	KY	USD	38,721	38,497	0.00				
BDO Unibank 2.95% 06/03/2023 EMTN	PH	USD	33,048	34,204	0.00				
Bangkok Bank PCL (HK) 5.00% 03/10/2023 Reg S	TH	USD	29,868	32,869	0.00				
Siam Commercial Bank 3.20% 26/07/2022 GM1N	TH	USD	28,582	29,433	0.00				
Yamato Bank of the Americas 3.669% 17/02/2022 EMTN	PH	USD	27,489	28,717	0.00				
ICBCIL Finance 3.75% 05/03/2024 EMTN	HK	USD	17,864	19,093	0.00				
REC 3.375% 25/07/2024 GM1N	IN	USD	17,864	18,564	0.00				
Oversea-Chinese Banking 4.25% 19/06/2024 Reg S	SG	USD	15,720	17,158	0.00				
Rongshih International Finance 2.875% 04/05/2022	VG	USD	16,027	16,570	0.00				
Cities Group 4.15% 02/02/2023 EMTN	VG	USD	13,399	14,493	0.00				
Daegu Bank 3.75% 15/08/2025	KR	USD	13,598	14,259	0.00				
Malayan Banking 3.90% VRN 29/10/2026	MY	USD	10,718	10,881	0.00				
Joy Treasury Assets Holdings 4.50% 20/03/2029	VG	USD	9,825	10,517	0.00				
Commercial Commercial Bank 3.75% VRN 29/11/2027	HK	USD	7,145	9,307	0.00				
United Overseas Bank 2.88% VRN 08/03/2027 EMTN	SG	USD	7,145	7,251	0.00				
			2,023,679,902	19,52					
不動産									
China SCE Group Holdings 7.375% 09/04/2024	KY	USD	26,234,762	27,384,174	0.26				
Redsun Properties Group 9.70% 16/04/2023	MY	USD	13,556,331	14,185,768	0.14				
Shimao Group Holdings 3.84% 11/01/2031	KY	USD	14,429,758	15,820,703	0.13				
Sunac China Holdings 6.50% 10/01/2025	KY	USD	13,253,593	13,579,434	0.13				
Yungo Justice International 9.25% 15/04/2023	HK	USD	13,001,854	13,457,371	0.13				
Yuzhou Group Hldgs 8.30% 27/05/2025	KY	USD	13,156,808	11,745,623	0.11				
China Evergrande Group 8.75% 28/06/2025	VG	USD	14,330,480	11,552,378	0.11				
Easy Tactic 9.125% 28/07/2022	VG	USD	10,986,102	11,123,485	0.11				
New Metro Global 6.80% 05/08/2023	VG	USD	10,540,995	10,989,819	0.11				
Easy Tactic 11.75% 02/08/2025	VG	USD	10,224,718	10,647,245	0.10				
China SCE Group Holdings 6.00% 04/02/2026	KY	USD	10,972,835	10,541,507	0.10				
Redsun Properties Group 9.95% 11/04/2022	KY	USD	10,157,391	10,557,207	0.10				
China SCE Group Holdings 7.25% 19/04/2023	KY	USD	9,959,653	10,320,786	0.10				
Sunac China Holdings 7.80% 09/07/2025	KY	USD	9,886,863	10,184,536	0.10				
China Evergrande Group 8.25% 25/11/2023	HK	USD	9,637,217	9,806,783	0.09				
KYUS Group Holdings 11.50% 30/01/2023	KY	USD	9,405,216	9,798,580	0.09				
Rongshih China Holdings 11.25% 22/08/2021	KY	USD	9,662,321	9,783,075	0.09				
Yuzhou Group Hldgs 7.375% 13/01/2026	KY	USD	11,475,935	9,712,512	0.09				
Yungo Justice International 10.25% 18/05/2022	VG	USD	9,344,171	9,647,895	0.09				
Scenery Journey 11.50% 24/10/2022	HK	USD	10,064,940	9,587,037	0.09				
China Evergrande Group 11.50% 22/01/2023	KY	USD	9,819,115	9,475,674	0.09				
Sunac China Holdings 6.50% 09/07/2023	KY	USD	9,085,141	9,370,356	0.09				
Sino-Canada Land Treasury III 4.90% VRN (Perpetual)	VG	USD	10,675,645	9,287,973	0.09				
China Oceanview Group 3.50% 23/01/2022	DE	EUR	8,899,055	9,090,415	0.09				
Novania	DE	EUR	131,957	8,674,485	0.08				
Kaiao Group Holdings 8.50% 30/06/2022	KY	USD	8,362,737	8,576,066	0.08				
Sunac China Holdings 7.50% 01/02/2024	KY	USD	7,997,789	8,322,950	0.08				
China Evergrande Group 8.25% 22/01/2024	KY	USD	7,724,523	8,179,255	0.08				
Seazen Group 6.45% 11/06/2022	KY	USD	7,976,728	8,172,203	0.08				
KWG Group Holdings 7.40% 05/03/2024 EMTN	KY	USD	7,325,558	7,746,788	0.07				
China SCE Group Holdings 7.00% 02/05/2025	KY	USD	7,507,014	7,612,079	0.07				
China SCE Group Holdings 5.95% 29/09/2024	KY	USD	7,493,553	7,522,862	0.07				
China Evergrande Group 8.25% 23/05/2022	KY	USD	7,442,370	7,312,158	0.07				
CIFI Holdings Group 5.25% 13/05/2026	KY	USD	7,137,069	7,310,589	0.07				
Seazen Group 4.45% 13/07/2025	KY	USD	7,257,181	7,159,251	0.07				
Rongshih China Holdings 7.1% 25/01/2023	HK	USD	7,508,366	7,040,194	0.07				
China Resources Land	HK	USD	1,145	7,035,645	0.07				
China Evergrande Group 9.50% 11/04/2022	KY	USD	7,083,774	6,977,518	0.07				
Times China Holdings 6.20% 22/03/2026	KY	USD	7,017,760	6,940,994	0.07				
Seazen Group 6.00% 12/08/2024	KY	USD	6,664,306	6,931,037	0.07				
New Metro Global 4.80% 15/12/2024	VG	USD	6,830,440	6,840,083	0.07				
Mappletree Industrial Trust REIT	SG	SGD	3,173,606	6,741,122	0.07				
China Evergrande Group 10.50% 03/10/2022	KY	USD	6,730,562	6,732,389	0.06				
KWG Group Holdings 7.40% 15/01/2027	KY	USD	6,363,599	6,550,302	0.06				
KWG Group Holdings 7.875% 09/08/2021	KY	USD	6,310,070	6,392,101	0.06				
China Aoyuan Group 6.35% 08/02/2024	KY	USD	6,369,729	6,362,258	0.06				
Kaiao Group Holdings 10.875% 23/07/2023	KY	USD	5,940,871	6,223,057	0.06				
CIFI Holding 4.375% 12/04/2027	VG	USD	6,282,330	6,214,319	0.06				
China South City Holdings 11.50% 12/02/2025	HK	USD	6,544,540	6,154,105	0.06				
Yuzhou Group Hldgs 5.75% VRN (Perpetual)	HK	USD	6,742,329	6,127,092	0.06				
Theta Capital 6.125% 22/01/2025	SG	USD	5,758,271	6,126,342	0.06				
Rongshih China Holdings 6.35% 13/01/2023	HK	USD	5,763,975	6,059,144	0.06				
China Evergrande Group 6.25% 28/06/2021	KY	USD	5,847,220	5,821,481	0.06				
Theta Capital 6.75% 31/10/2026	SG	USD	5,608,930	5,688,363	0.05				
RKPF Overseas 2019 A 6.70% 30/09/2024	VG	USD	5,278,235	5,592,000	0.05				
Yungo Justice International 10.00% 12/02/2023	HK	USD	5,327,407	5,575,372	0.05				
MPT Operating Partnership 3.375% 24/04/2030	US	GBP	3,911,462	5,507,482	0.05				
Zhenro Properties Group 8.70% 03/08/2022	KY	USD	5,284,590	5,436,465	0.05				
Kaiao Group Holdings 11.25% 09/04/2022	KY	USD	5,171,316	5,549,752	0.05				
Easy Tactic 11.625% 03/09/2024	VG	USD	5,267,788	5,515,020	0.05				

国コード	通貨	株数または 額面価額	時価 (米ドル)	純資産 比率(%)	国コード	通貨	株数または 額面価額	時価 (米ドル)	純資産 比率(%)								
International Game Tech	5.25%	15/01/2029	144A	GB	USD	2,103,286	2,230,576	0.02	NESCO Holdings II	5.50%	15/04/2029	144A	US	USD	594,372	612,946	0.01
CSC Holdings	7.50%	01/10/2028	Reg S	US	USD	1,965,378	2,166,771	0.02	WASH Multifamily Acquisition	5.75%	15/04/2026	144A	US	USD	567,758	589,759	0.01
Burger King	4.00%	15/01/2028	144A	CA	USD	2,099,275	2,099,275	0.01	AMC Networks	4.75%	01/08/2025	144A	US	USD	595,565	596,641	0.01
CSC Holdings	4.50%	15/12/2031	144A	US	USD	2,017,227	2,018,487	0.02	Match Group	6.25%	15/02/2029	144A	US	USD	535,499	580,547	0.01
CSC Holdings	7.50%	01/04/2028	144A	US	USD	1,774,244	1,956,051	0.02	Lamar Media	4.875%	15/01/2029	144A	US	USD	525,015	554,521	0.01
Atresmedia Corp de Medios de Comunicacion				ES	EUR	405,273	1,950,337	0.02	Scripts Escrow	8.875%	15/07/2027	144A	US	USD	512,918	540,454	0.01
Globe Entertainment	7.625%	15/04/2026	144A	US	USD	1,770,224	1,898,157	0.02	CCO Holdings Capital	4.50%	01/05/2032	144A	US	USD	525,821	531,737	0.01
Routte Helco	4.50%	15/01/2028	144A	US	USD	1,854,500	1,893,143	0.02	DANA	4.25%	01/09/2026	144A	US	USD	514,330	522,249	0.01
Carnival	5.75%	01/05/2027	144A	PA	USD	1,770,212	1,868,689	0.02	Marrriott Vacations Worldwide	3.55%	15/01/2026	144A	US	USD	459,907	520,760	0.01
DISH DBS	7.75%	01/07/2026		US	USD	1,621,014	1,868,218	0.02	Crads	4.25%	15/03/2029	144A	US	USD	504,047	513,009	0.00
CRC Finco	5.25%	15/10/2025	144A	US	USD	1,800,858	1,816,615	0.02	Sancoch	3.80%	08/01/2026		KY	USD	473,905	504,150	0.00
HFE Finance	5.025%	15/01/2028	144A	EU	EUR	1,608,110	1,659,321	0.02	Clash DBS	8.875%	15/11/2024		US	USD	458,884	472,258	0.00
Charter Communications	6.48%	23/10/2045		US	USD	1,289,729	1,707,301	0.02	Clear Channel Outdoor Hlds	7.75%	15/04/2028	144A	US	USD	476,626	491,416	0.00
CCM CME	6.375%	01/05/2026	144A	US	USD	1,612,949	1,690,814	0.02	New Home	7.25%	15/10/2025	144A	US	USD	465,356	490,171	0.00
NCL	10.25%	01/10/2026	144A	BM	USD	1,425,041	1,679,759	0.02	Hilton Domestic Operating	3.625%	15/02/2032	144A	US	USD	499,208	489,878	0.00
AMC Networks	4.75%	01/08/2025		US	USD	1,608,110	1,659,321	0.02	Hilton Domestic Operating	4.00%	01/05/2031	144A	US	USD	465,949	472,258	0.00
Group 1 Auto	4.00%	15/08/2028	144A	US	USD	1,612,949	1,611,272	0.02	Powdr	6.00%	01/08/2025	144A	US	USD	445,367	469,563	0.00
CT Investment	5.50%	15/04/2026	Reg S	DE	EUR	1,310,814	1,599,544	0.02	Hilton Domestic Operating	3.75%	01/05/2029	144A	US	USD	466,949	468,716	0.00
CSC Holdings	5.50%	15/04/2027	144A	US	USD	1,524,237	1,599,024	0.02	Yumi Brands	4.75%	15/01/2030	144A	US	USD	385,075	410,377	0.00
Twin River Worldwide Hldg	6.75%	01/06/2027	144A	US	USD	1,485,526	1,588,770	0.02	Vail Resorts	6.25%	15/05/2025	144A	US	USD	379,043	402,735	0.00
L Brands	6.625%	01/10/2030	144A	US	USD	1,375,846	1,587,514	0.02	Partly City Holdings	8.75%	15/02/2026	144A	US	USD	325,011	384,842	0.00
CSC Holdings	4.625%	01/12/2030	144A	US	USD	1,609,723	1,575,517	0.02	Specialty Bld. Prds. Hldgs	6.375%	30/09/2026	144A	US	USD	355,655	375,216	0.00
Lamar Media	3.625%	15/01/2031	144A	US	USD	1,612,949	1,574,642	0.02	EW Scripps	5.125%	15/05/2025	144A	US	USD	348,397	358,434	0.00
CCO Holdings Capital	4.50%	01/06/2033	144A	US	USD	1,558,915	1,570,607	0.02	Entercorn Media	6.50%	01/05/2027	144A	US	USD	357,106	346,469	0.00
CSC Holdings	6.625%	15/10/2028	144A	US	USD	1,488,752	1,509,222	0.02	Scripts Escrow II	5.375%	15/01/2031	144A	US	USD	340,332	344,580	0.00
CSC Holdings	6.50%	01/02/2029	144A	US	USD	1,548,425	1,492,365	0.01	Clear Channel Intl.	6.625%	01/08/2025	144A	NL	USD	320,170	335,779	0.00
Univision	6.625%	01/06/2027	144A	US	USD	1,622,156	1,477,917	0.01	NCL Finance	6.125%	15/03/2028	144A	BM	USD	314,525	331,726	0.00
Cosmos Entertainment	6.25%	01/10/2025	144A	US	USD	1,364,555	1,453,033	0.01	IBM Acquisition	6.25%	15/11/2029	144A	US	USD	288,718	296,782	0.00
CSC Holdings Capital	4.50%	15/08/2030	144A	US	USD	1,410,512	1,436,816	0.02	Clash DBS	8.875%	15/11/2024		US	USD	246,615	250,136	0.00
Redstone Holdco	6.50%	15/09/2028	144A	US	USD	1,574,233	1,433,572	0.01	Affinity Gaming	6.875%	15/12/2027	144A	US	USD	247,750	284,564	0.00
Sotheby's	7.5%	15/10/2027	144A	US	USD	1,296,005	1,391,650	0.01	NCL	8.875%	15/03/2026	144A	BM	USD	254,846	266,694	0.00
Wynn Resorts Capital	7.75%	15/10/2025	144A	US	USD	1,248,425	1,350,906	0.01	CCO Holdings Capital	5.875%	01/05/2027	144A	US	USD	254,846	266,885	0.00
Wynn Senior Secured Fin	8.75%	15/10/2027	144A	IE	EUR	1,238,288	1,356,273	0.02	Ritama Entertainment	4.75%	15/02/2029	144A	US	USD	241,156	249,815	0.00
Magic Merge	7.875%	01/05/2029	2027	US	USD	1,242,777	1,287,462	0.01	Mattel	3.375%	01/04/2026	144A	US	USD	251,620	260,744	0.00
KFC Holding	5.25%	01/06/2026	144A	US	USD	1,241,164	1,278,343	0.01	Mattel	3.75%	01/04/2029	144A	US	USD	251,620	257,640	0.00
Alice Finance Holding	10.50%	15/05/2027	Reg S	LU	USD	1,116,967	1,260,838	0.01	Real Home Merger Sub	2.625%	01/02/2029	144A	US	USD	113,265	121,318	0.00
Volvo Car	3.25%	18/05/2021		SE	USD	1,025,477	1,235,056	0.01	Yumi Brands	7.75%	01/12/2025	144A	US	USD	214,522	234,904	0.00
Golden Nugget	8.75%	01/10/2025	144A	US	USD	951,007	1,220,345	0.01	UC Holdings*				US	USD	229,947	234,904	0.00
Lennox	5.375%	01/10/2027		US	USD	1,129,762	1,202,547	0.01	Aesbury Automotive Group	4.75%	01/03/2030	144A	US	USD	192,102	199,786	0.00
Viacom	6.25%	VRN	28/02/2025	US	USD	1,040,352	1,167,946	0.01	Aesbury Automotive Group	4.50%	01/03/2028	144A	US	USD	192,264	198,228	0.00
Royal Caribbean Cruises	9.125%	15/06/2023	144A	LR	USD	1,029,062	1,137,329	0.01	Booking Holdings	4.625%	15/04/2030		US	USD	120,652	141,469	0.00
Sirius XM Radio	5.00%	01/08/2027	144A	US	USD	1,064,159	1,118,135	0.01	Corporac Woods Finance	6.625%	15/01/2028	144A	CY	EUR	120,997	129,802	0.00
Mercadolibre	3.125%	14/01/2031		US	USD	1,168,577	1,117,858	0.01	Cairo Mex				CY	USD	33,688	5,058	0.00
PeiMart Finance	7.75%	15/02/2029	144A	US	USD	1,017,771	1,104,139	0.01									
Carnival	10.50%	01/02/2026	144A	PA	USD	932,285	1,100,049	0.01									
Travelers Group	8.75%	01/08/2023	144A	US	USD	701,654	1,080,409	0.01									
Expedia Group	4.625%	01/08/2027	144A	US	USD	951,400	1,070,516	0.01									
Taylor Morrison Comm.	5.875%	15/04/2023	144A	SU	USD	981,480	1,057,441	0.01									
Burger King	3.875%	15/01/2028	144A	CA	USD	1,026,642	1,041,744	0.01									
Boyd Gaming	4.75%	01/12/2027		US	USD	1,014,545	1,041,476	0.01									
Carvana	10.50%	15/01/2028	144A	US	USD	1,025,411	1,037,028	0.01									
Hilton Domestic Operating	4.875%	15/01/2030	144A	US	USD	967,769	1,033,128	0.01									
Academy	6.00%	15/11/2027	144A	US	USD	955,253	1,015,910	0.01									
Ahtalon Global Education	5.50%	01/05/2028	144A	US	USD	1,010,513	1,014,302	0.01									
Expedia Group	3.60%	15/12/2031	144A	US	USD	951,400	1,014,270	0.01									
Hilton Domestic Operating	5.375%	01/05/2025	144A	US	USD	959,705	1,011,913	0.01									
Charter Communications	5.75%	01/04/2048		US	USD	823,261	1,011,001	0.01									
Nissan North America	3.875%	21/09/2023	144A	US	USD	935,976	997,807	0.01									
Matalan Finance	6.75%	31/01/2025	Reg S	GB	GBP	782,001	991,351	0.01									
Peninsula	8.50%	15/11/2027	144A	US	USD	922,607	980,270	0.01									
Aramark Services	6.375%	01/05/2025	144A	US	USD	908,090	967,116	0.01									
Station Casinos	5.00%	01/10/2025	144A	US	USD	936,962	951,602	0.01									
LCM Investments Holdings	II	8.875%	01/10/2029	144A	US	918,570	942,320	0.01									
Hilton Domestic Operating	5.75%	01/05/2028	144A	US	USD	874,218	941,819	0.01									
HSE Finance	5.75%	FRN	15/10/2026	Reg S	LU	EUR	764,501	923,911	0.01								
CSC Holdings	5.75%	15/01/2030	144A	US	USD	853,250	909,778	0.01									
Sirius XM	4.125%	01/07/2030	144A	US	USD	905,251	904,381	0.01									
Burger King	4.375%	15/01/2028	144A	US	USD	888,735	902,022	0.01		</							

国コード	通貨	株数または 額面比率	時価 (米ドル)	純資産 比率(%)	国コード	通貨	株数または 額面比率	時価 (米ドル)	純資産 比率(%)
Nidda Healthcare Holding 3.50%	EUR	2,973,146	3,599,227	0.03	MX	MXN	634,303	3,656,303	0.04
Cidron Aida Finc 5.00%	LU	2,906,304	3,571,664	0.03	US	USD	2,548,949	3,638,625	0.04
Nidda Healthcare Holding 3.50%	DE	2,918,886	3,530,885	0.03	CN	CNY	22,285,892	3,599,755	0.03
Community Health Systems 6.00%	USD	3,158,154	3,412,702	0.03	US	USD	3,599,200	3,576,053	0.03
Tenet Healthcare 6.125%	USD	3,000,892	3,170,442	0.03	CN	CNY	22,285,892	3,467,572	0.03
Radiology Partners 9.25%	USD	2,548,460	2,804,694	0.03	CN	CNY	22,285,892	3,419,767	0.03
Cidron Aida Finc 6.25%	LU	1,972,702	2,795,679	0.03	US	USD	3,554,585	3,414,925	0.03
Avantor Funding 4.50%	USD	2,142,482	2,344,248	0.02	US	USD	3,377,700	3,318,053	0.03
Bausch Health America 9.25%	USD	2,019,412	2,259,892	0.02	SE	SEK	3,184,248	3,254,326	0.03
Orgenon Finance 1.125%	USD	2,118,922	2,201,243	0.02	US	USD	2,509,026	3,198,241	0.03
Centene 5.375%	USD	2,000,865	2,100,406	0.02	US	USD	3,029,860	3,175,318	0.03
Avita 3.50%	USD	1,979,219	1,979,219	0.02	US	USD	2,958,938	3,150,887	0.03
Delta 4.625%	USD	1,912,151	1,938,443	0.02	US	USD	2,817,577	3,142,889	0.03
IOVIA 5.00%	USD	1,648,757	1,710,585	0.02	FR	EUR	2,923,718	3,132,939	0.03
Tenet Healthcare 6.25%	USD	1,610,530	1,691,217	0.02	NL	EUR	2,846,525	3,108,152	0.03
Orgenon Finance 1.125%	USD	1,551,725	1,591,480	0.02	US	USD	2,873,469	3,033,808	0.03
Calcitrol Pharma Solutions 5.00%	USD	1,479,881	1,550,826	0.01	ES	EUR	2,196,018	3,029,544	0.03
Surgey Center Holdings 10.00%	USD	1,279,065	1,409,374	0.01	US	USD	2,479,854	2,831,228	0.03
Bausch Health 5.50%	USD	1,237,938	1,278,171	0.01	FR	EUR	2,431,607	2,662,360	0.03
Alkum 1.00%	GB	1,137,936	1,189,399	0.01	US	USD	2,679,546	2,661,819	0.03
Royalaly Pharma 0.125%	GB	1,176,419	1,176,498	0.01	MX	USD	2,461,829	2,631,085	0.03
Charles River Laboratories 4.25%	USD	985,512	1,027,596	0.01	US	USD	2,566,697	2,628,409	0.03
Centene 4.625%	USD	935,091	1,012,492	0.01	US	USD	2,431,607	2,619,838	0.03
Bausch Health 9.00%	USD	921,800	1,002,458	0.01	FR	EUR	2,489,503	2,585,130	0.02
Community Health Systems 6.875%	USD	954,866	999,224	0.01	US	USD	2,393,010	2,349,872	0.02
Bausch Health 7.00%	USD	964,705	990,561	0.01	GB	GBP	1,805,257	2,506,274	0.02
Community Health Systems 4.75%	USD	995,577	987,456	0.01	US	USD	2,252,921	2,501,778	0.02
Amgen 2.45%	USD	964,924	978,100	0.01	US	USD	2,364,065	2,470,927	0.02
Fasa Farma	ES	971,592	971,592	0.01	US	USD	2,301,159	2,470,611	0.02
Avantor Funding 4.625%	USD	923,413	968,430	0.01	CH	CHF	2,200,026	2,455,451	0.02
Royalaly Pharma 1.20%	GB	953,133	943,048	0.01	US	USD	2,355,115	2,432,531	0.02
Tenet Healthcare 4.625%	USD	903,251	934,406	0.01	GB	GBP	2,352,876	2,400,122	0.02
Centene 3.50%	USD	871,797	917,582	0.01	US	USD	2,317,562	2,349,517	0.02
Boyer US Finance 4.70%	USD	771,704	872,466	0.01	US	USD	2,035,889	2,237,060	0.02
US Renal Care 10.625%	USD	814,539	860,866	0.01	CN	CNY	14,033,127	2,168,793	0.02
Bausch Health 5.00%	USD	746,957	760,671	0.01	CN	CNY	14,033,127	2,154,525	0.02
Centene 3.575%	USD	752,441	758,088	0.01	BR	BRL	2,202,893	2,095,645	0.02
Community Health Systems 6.25%	USD	753,546	753,546	0.01	US	USD	1,982,640	2,050,011	0.02
Community Health Systems 6.00%	USD	710,504	748,871	0.01	US	USD	1,885,537	1,972,744	0.02
Bausch Health America 8.50%	USD	662,922	739,158	0.01	IT	EUR	1,722,065	1,868,499	0.02
Charles River Lab Int.	USD	709,698	729,108	0.01	US	USD	1,700,359	1,846,701	0.02
ARC Securities DAC 4.375%	USD	717,423	717,423	0.01	ES	EUR	748,180	1,654,776	0.02
Molina Healthcare 3.875%	USD	682,277	702,644	0.01	US	USD	1,626,991	1,651,522	0.02
RP Escrow Issuer 5.25%	USD	654,051	682,777	0.01	US	USD	1,405,685	1,644,652	0.02
HLG 3.575%	USD	687,116	677,706	0.01	US	USD	1,531,495	1,561,153	0.02
Novation & Biosciences 1.83%	USD	681,451	673,447	0.01	US	USD	1,511,946	1,560,227	0.02
Sobro Health Care 3.90%	USD	628,082	654,268	0.01	US	USD	1,532,744	1,542,406	0.02
Royalaly Pharma 3.75%	USD	686,310	652,629	0.01	DE	EUR	1,437,958	1,456,851	0.01
Bristol-Myers Squibb 3.40%	USD	559,656	616,915	0.01	US	USD	1,019,580	1,455,450	0.01
Bausch Health 6.25%	USD	495,982	526,864	0.01	US	USD	1,229,075	1,411,010	0.01
Orion & Minor 4.50%	USD	494,829	500,029	0.01	US	USD	1,399,706	1,386,236	0.01
Molina Healthcare 4.375%	USD	473,401	487,011	0.00	BR	BRL	311,434	1,375,900	0.01
Centene 5.375%	USD	462,110	484,984	0.00	TR	TRY	3,019,948	1,351,729	0.01
Royalaly Pharma 1.75%	GB	469,235	462,303	0.00	CH	CHF	1,268,875	1,292,696	0.01
Emergent BioSolutions 3.875%	USD	444,787	419,441	0.01	US	USD	1,221,082	1,282,117	0.01
Ortho-Clinical Diagnostics 3.75%	USD	335,880	360,582	0.00	US	USD	2,139,290	1,259,020	0.01
Amgen 3.125%	USD	328,074	353,919	0.00	CH	CHF	1,109,662	1,231,523	0.01
Surgey Center 6.75%	USD	334,687	340,335	0.00	US	USD	1,428,651	1,185,126	0.01
Bausch Health 7.25%	USD	279,685	311,234	0.00	KR	KRW	1,114,694	1,162,915	0.01
Gilead Sciences 2.80%	USD	321,739	285,792	0.00	MX	USD	1,223,830	1,154,696	0.01
Charles River Lab. Int.	USD	253,233	257,548	0.00	CN	CNY	7,428,631	1,147,794	0.01
Takeda Pharmaceutical 3.025%	JP	240,017	234,554	0.00	US	USD	1,106,434	1,112,834	0.01
Bausch Health 7.25%	USD	225,217	218,551	0.00	CN	CNY	7,016,564	1,097,587	0.01
Ortho-Clinical Diagnostics 7.25%	USD	154,359	168,734	0.00	BR	USD	1,028,017	1,092,684	0.01
Vizient 6.25%	USD	145,972	155,139	0.00	CN	CNY	7,016,564	1,092,544	0.01
			84,409.00	0.81	FR	EUR	974,573	1,028,487	0.01
					US	USD	949,800	977,765	0.01
					US	USD	916,155	955,623	0.01
					MX	USD	934,761	925,498	0.01
					US	USD	834,701	878,523	0.01
					US	USD	834,701	854,701	0.01
					US	USD	829,825	855,778	0.01
					US	USD	852,444	827,902	0.01
					CN	CNY	4,911,595	765,082	0.01
					IT	EUR	732,086	760,402	0.01
					US	USD	667,761	759,578	0.01
					US	USD	747,845	754,427	0.01
					SG	SGD	751,021	748,092	0.01
					US	USD	725,408	740,589	0.01
					US	USD	699,874	657,458	0.01
					US	USD	656,136	656,464	0.01
					US	USD	599,874	610,372	0.01
					HK	USD	535,911	578,978	0.01
					US	USD	497,229	554,203	0.01
					DK	DKK	539,087	545,493	0.01
					US	USD	458,884	524,775	0.01
					US	USD	444,806	516,856	0.01
					FI	EUR	454,575	470,665	0.01
					US	USD	399,916	445,573	0.01
					US	USD	412,915	419,100	0.01
					US	USD	395,173	401,594	0.01
					US	USD	357,395	399,736	0.01
					US	USD	371,004	399,040	0.01
					US	USD	321,739	365,882	0.01
					US	USD	337,913	346,293	0.01
					NL	EUR	266,611	345,299	0.01
					US	USD	337,826	318,746	0.01
					US	USD	274,208	297,858	0.01

金融

国コード	通貨	株数または 額面価額	時価 (米ドル)	純資産 比率(%)				
Inesa Sanpaolo	2.12%	26/05/2025	EMTN	IT	EUR	223,367	288,713	0.00
Credit Suisse Group	3.86%	VRN 12/01/2029	144A	CH	USD	265,455	286,965	0.00
ANZ 2.5%	VRN 25/11/2025	Reg S	AU	USD	299,445	299,974	0.00	
Bevco Lux Scrl	1.50%	16/09/2027	LU	EUR	194,732	247,132	0.00	
UniCredit 2.20%	VRN 07/2027	EMTN	IT	EUR	185,000	235,557	0.00	
Metropolitan Life Global	3.05%	17/06/2029	144A	US	USD	212,283	227,037	0.00
Morgan Stanley 2.69%	VRN 22/01/2031	GMTN	US	USD	201,087	205,915	0.00	
CI Financial Bank	1.10%	VRN (Perpetual)	EMTN	HK	USD	179,637	194,725	0.00
AmWinds Group	7.75%	01/07/2026	144A	US	USD	181,457	193,217	0.00
Westpac Banking	2.96%	36/11/2040	AU	USD	202,288	190,371	0.00	
JPMorgan Chase & Co.	2.956%	VRN 15/05/2031	US	USD	134,728	138,468	0.00	
ANZ 2.9%	VRN 22/01/2029	Reg S	AU	USD	132,717	137,468	0.00	
QBE Insurance Group	5.875%	VRN (Perpetual)	144A	AU	USD	122,795	133,586	0.00
Credit Agricole 4.00%	VRN 01/01/2033	144A	FR	USD	120,652	129,971	0.00	
JPM (Columbia) CLN	10.00%	26/07/2024	CO	COP	78,451,842	24,426	0.00	
Shinhan Bank	3.875%	24/03/2026	Reg S	KR	USD	14,291	15,672	0.00
						559,259,220	5.20	

不動産

Yuzhou Group Hldgs	8.50%	26/02/2024	KY	USD	5,385,339	5,055,491	0.05	
China Evergrande Group	8.90%	24/05/2021	KY	USD	3,355,550	3,331,379	0.03	
Howard Hughes	5.375%	01/08/2028	144A	US	5,129,121	3,514,522	0.05	
SBA Communications	3.875%	15/02/2027	US	USD	2,392,810	2,453,707	0.02	
Prologis	5.875%	15/09/2028	US	USD	2,122,832	2,399,550	0.02	
WEA Finance	4.125%	20/09/2028	144A	US	2,113,183	2,242,362	0.02	
Scentre Group Trust	3.75%	25/03/2027	144A	AU	USD	1,572,825	1,715,984	0.02
GLP Capital	4.00%	15/01/2031	US	USD	1,612,949	1,706,323	0.01	
Metlin Properties Socii REIT			ES	EUR	146,481	1,620,273	0.02	
Diversified Healthcare Trst	4.375%	01/03/2031	US	USD	1,612,949	1,562,488	0.02	
MGM Growth	4.625%	15/06/2025	144A	US	1,363,748	1,453,688	0.01	
Cardinal Capital	5.25%	01/06/2025	US	USD	1,271,000	1,315,258	0.01	
Service Properties Trust	7.50%	15/09/2025	US	USD	1,459,226	1,303,023	0.01	
Uniti Group Finance	6.50%	15/02/2029	144A	US	1,119,387	1,114,573	0.01	
SBA Communications	3.125%	01/02/2029	144A	US	1,129,064	1,081,079	0.01	
Unity Morrison Comm.	5.125%	01/06/2030	144A	US	806,475	887,070	0.01	
GLP Capital	5.25%	01/06/2025	AU	USD	775,022	876,581	0.01	
Scentre Group Trust	2.50%	12/02/2025	Reg S	AU	USD	810,556	865,715	0.01
VICI Properties	5.50%	15/02/2025	144A	US	USD	854,701	853,482	0.01
Realtylog Group	5.75%	15/01/2029	144A	US	USD	803,249	854,672	0.01
Howard Hughes	4.375%	01/02/2031	144A	US	686,510	776,817	0.01	
Howard Hughes	4.125%	01/02/2029	144A	US	USD	806,475	797,301	0.01
Kennedy-Wilson	5.00%	01/03/2031	US	USD	762,118	790,138	0.01	
Kennedy-Wilson	4.71%	01/03/2029	US	USD	762,118	788,831	0.01	
Unity Morrison Comm.	5.75%	15/01/2028	144A	US	686,510	776,817	0.01	
Equinox 2.625%	18/11/2024	US	USD	702,519	741,445	0.01		
Yuzhou Group Hldgs	8.375%	30/10/2024	KY	USD	806,818	741,273	0.01	
Equinox 5.375%	15/05/2027	US	USD	668,567	718,442	0.01		
Uniti Group Finance	4.75%	15/04/2028	144A	US	USD	704,859	703,997	0.01
VICI Properties	4.125%	15/06/2030	144A	US	USD	675,406	684,349	0.01
MGM Growth Properties	5.5%	01/02/2027	144A	US	USD	561,506	628,138	0.01
Unity Morrison Comm.	5.875%	15/06/2027	144A	US	USD	462,514	524,355	0.01
VICI Properties	3.75%	15/02/2027	144A	US	USD	514,331	519,033	0.01
Equinox 2.90%	18/11/2026	US	USD	440,841	448,748	0.01		
Realtylog Group	7.25%	15/06/2025	144A	US	USD	523,596	553,800	0.01
Weekley Homes	4.875%	15/09/2028	144A	US	USD	323,396	334,794	0.01
Blackstone Property Partners	1.75%	12/03/2029	EMTN	LU	EUR	162,800	203,638	0.00
WEA Finance	3.50%	15/06/2029	144A	US	USD	160,869	164,858	0.00
Mitsui Fudosan	3.65%	20/07/2027	Reg S	JP	USD	120,652	123,537	0.00
Equinox 3.00%	15/07/2050	US	USD	USD	97,809	89,687	0.00	
Bakrieland Development Wts	31/12/2049	ID	IDR		5,294,141	0	0.00	
						46,942,803	0.45	

国債

China 2.90%	05/05/2026	CN	CNY	245,144,812	37,658,341	0.26	
China 3.54%	16/08/2028	CN	CNY	178,287,136	26,372,816	0.37	
Peru 2.783%	23/01/2031	PE	USD	25,590,278	25,635,317	0.25	
China 3.29%	25/05/2029	CN	USD	150,141,650	23,367,869	0.23	
China 2.77%	24/06/2030	CN	CNY	148,572,613	22,099,978	0.21	
China 3.25%	06/06/2026	CN	CNY	112,998,497	17,697,379	0.17	
China 3.12%	05/12/2026	CN	CNY	113,258,147	17,625,072	0.17	
China 2.68%	21/05/2030	CN	CNY	109,995,112	16,161,974	0.16	
China 2.74%	04/08/2026	CN	CNY	96,372,199	14,157,875	0.14	
China 2.85%	04/06/2027	CN	CNY	94,267,232	14,568,467	0.17	
Ghana 19.25%	18/01/2027	GH	GHS	67,885,889	11,917,907	0.11	
Peru 3.23%	28/07/2121	PE	USD	14,110,358	11,906,179	0.11	
China 3.86%	22/07/2049	CN	CNY	74,286,307	11,845,731	0.11	
China 3.9%	16/05/2026	CN	CNY	46,892,616	9,780,176	0.10	
Panama 4.50%	01/04/2056	PA	USD	8,055,756	8,931,798	0.09	
Japan Inflation Linked Bond	0.10%	10/03/2029	JP	JPY	786,767,826	7,294,532	0.07
China 3.59%	03/08/2027	CN	CNY	37,145,153	5,941,687	0.06	
China 2.86%	16/07/2027	CN	CNY	37,145,153	5,562,760	0.05	
China 3.52%	04/07/2027	CN	CNY	32,285,892	3,548,658	0.03	
Colombia 10.00%	24/07/2024	CO	COP	10,889,115,637	3,390,293	0.03	
Ghana 17.60%	20/02/2023	GH	GHS	19,182,621	3,354,625	0.03	
South Africa 8.875%	28/02/2035	ZAR	ZAR	46,892,616	2,780,460	0.02	
Russia 7.10%	14/01/2024	RU	RUB	201,778,157	2,759,480	0.03	
South Africa 8.25%	31/03/2032	ZAR	ZAR	42,175,710	2,550,761	0.02	
South Africa 8.00%	31/01/2030	ZAR	ZAR	39,979,059	2,548,714	0.02	
China 17.50%	01/01/2024	US	USD	8,326,529,726	2,456,844	0.02	
South Africa 7.00%	08/02/2031	ZAR	ZAR	40,429,372	2,314,495	0.02	
China 3.15%	21/11/2029	CN	CNY	15,587,859	2,088,226	0.02	
Panama 3.80%	23/07/2060	PA	USD	2,059,705	2,064,195	0.02	
Colombia 6.00%	31/01/2028	CO	COP	7,082,632,275	1,850,618	0.02	
Pakistan 4.875%	05/12/2027	Reg S	PK	USD	1,630,932	1,770,674	0.02
Russia 7.25%	10/05/2034	RU	RUB	11,087,808	1,500,557	0.01	
Malaysia 3.955%	15/09/2025	MY	MYR	5,468,533	1,456,111	0.01	
Russia 7.65%	10/04/2030	RU	RUB	105,242,624	1,441,277	0.01	
Malaysia 3.48%	15/03/2025	MY	MYR	5,334,725	1,335,076	0.01	

国コード	通貨	株数または 額面価額	時価 (米ドル)	純資産 比率(%)		
Malaysia 3.726%	31/03/2026	MY	MYR	4,707,111	1,206,147	0.01
Malaysia 5.502%	31/05/2027	MY	MYR	4,707,111	1,186,044	0.01
Ukraine 1.75%	15/06/2021	UA	UAH	32,246,269	1,177,729	0.01
Russia 8.15%	03/02/2027	RU	RUB	81,589,915	1,167,187	0.01
Ukraine 15.84%	26/02/2025	UA	UAH	29,465,699	1,156,581	0.01
China 3.52%	25/04/2046	CN	CNY	7,428,631	1,114,846	0.01
Turkey 11.00%	02/03/2027	TR	TRY	7,514,221	1,086,672	0.01
Russia 6.00%	15/09/2027	RU	RUB	79,079,456	1,078,008	0.01
Russia 7.15%	12/11/2025	RU	RUB	75,371,768	1,035,446	0.01
China 3.02%	22/10/2025	CN	CNY	6,276,147	973,020	0.01
China 1.99%	09/04/2025	CN	CNY	6,276,147	935,298	0.01
Ukraine 1.75%	30/09/2027	UA	UAH	3,658,994	912,927	0.01
Russia 6.00%	06/10/2027	RU	RUB	64,330,510	825,330	0.01
Malaysia 3.655%	15/10/2024	MY	MYR	3,138,074	796,908	0.01
China 3.22%	06/12/2025	CN	CNY	4,707,111	736,359	0.01
China 2.94%	17/10/2024	CN	CNY	4,707,111	730,151	0.01
Colombia 7.00%	30/06/2032	CO	COP	23,522,452	661,663	0.01
Colombia 6.25%	26/11/2025	CO	COP	21,965,615	611,035	0.01
Mexico 5.00%	27/04/2031	MX	USD	496,562	541,769	0.01
Colombia 7.75%	16/09/2030	CO	COP	1,882,844,202	529,547	0.01
South Africa 10.50%	21/12/2026	ZAR	ZAR	6,276,147	494,776	0.01
China 3.19%	11/04/2024	CN	CNY	3,138,074	490,695	0.01
China 2.88%	05/11/2023	CN	CNY	3,138,074	486,676	0.01
South Africa 8.75%	28/02/2048	ZAR	ZAR	8,697,464	478,498	0.01
Philippine 2.65%	10/12/2045	PH	USD	509,115	467,114	0.01
Russia 7.70%	16/03/2039	RU	RUB	30,972,787	456,911	0.01
Malaysia 4.36%	31/10/2028	MY	MYR	1,569,037	412,146	0.01
Malaysia 3.75%	15/06/2028	MY	MYR	1,569,037	400,318	0.01
Malaysia 4.09%	15/12/2028	MY	MYR	1,569,037	392,479	0.01
Argentina 0.125%	09/01/2038	AR	EUR	926,264	385,857	0.01
China 3.29%	18/10/2023	CN	CNY	2,196,652	344,748	0.01
China 3.28%	17/11/2030	CN	CNY	2,196,652	342,522	0.01
Malaysia 3.85%	15/08/2029	MY	MYR	1,286,610	330,790	0.01
Ukraine 16.75%	02/06/2021	UA	UAH	8,566,808	310,462	0.01
Turkey 10.60%	11/02/2026	TR</				

国コード	通貨	株数または 額面価値 (米ドル)	時価 (米ドル)	純資産 比率(%)	国コード	通貨	株数または 額面価値 (米ドル)	時価 (米ドル)	純資産 比率(%)
Vodafone Group 7.00% VRN 04/04/2019	GB	USD	1,341,557	1,632,835	0.02				
Deutsche Telecom 4.375% 21/06/2028 144A	NL	USD	1,399,139	1,619,594	0.02				
Virgin Media 5.00% 15/07/2030 144A	GB	USD	1,581,497	1,579,045	0.02				4,828,329 0.05
Alicia (France) 5.125% 15/07/2029 144A	FR	USD	1,558,753	1,547,140	0.01				
C&S Senior Financing DAC 7.50% 15/10/2026 14A	IE	USD	1,384,717	1,464,899	0.01				
Allen Media 10.50% 15/02/2028 144A	US	USD	1,258,100	1,349,118	0.01				
Netflix 4.875% 15/06/2030 144A	US	USD	1,129,064	1,311,549	0.01				
Betway Entertainment 5.50% 01/03/2025 Reg S	FR	USD	1,035,616	1,259,730	0.01				
Level 3 Financing 3.75% 15/07/2029 144A	US	USD	1,249,229	1,221,121	0.01				
Verizon Communications 0.80% FRN 20/03/2026	US	USD	1,139,760	1,155,511	0.01				
Netflix 5.625% 15/05/2027	US	EUR	807,850	1,125,048	0.01				
Vimeo Tech 4.00% 15/02/2027 144A	US	USD	1,070,998	1,092,418	0.01				
Zayo Group Holdings 4.00% 01/03/2027 144A	US	USD	1,091,767	1,079,802	0.01				
Windstream 7.75% 15/08/2028 144A	US	USD	965,350	1,007,623	0.01				
Telecom Italia 5.25% 11/03/2025 EMTN	IT	EUR	654,946	976,289	0.01				
Level 3 Financing 4.25% 01/07/2029 144A	US	USD	906,477	912,143	0.01				
Sprint 7.625% 01/03/2026	US	USD	683,890	839,475	0.01				
Frontier Communications 6.75% 01/05/2029 144A	US	USD	790,345	833,929	0.01				
Frontier 5.875% 15/10/2027 144A	US	USD	682,277	725,773	0.01				
Live Nation Entertainment 4.75% 15/10/2027 144A	US	USD	716,149	723,551	0.01				
Frontier Communications 5.00% 01/05/2028 144A	US	USD	700,826	716,928	0.01				
Netflix 5.875% 15/11/2028	US	USD	583,081	711,574	0.01				
Netflix 3.00% 15/06/2025 Reg S	US	EUR	474,192	622,533	0.01				
Zayo Group Holdings 6.125% 01/03/2028 144A	US	USD	602,456	619,811	0.01				
Alicia France 5.125% 15/01/2029 144A	FR	USD	616,953	619,304	0.01				
T-Mobile USA 3.50% 15/04/2025 144A	US	USD	561,615	609,706	0.01				
T-Mobile USA 3.50% 15/04/2031	US	USD	592,759	601,437	0.01				
T-Mobile USA 3.875% 15/04/2030 144A	US	USD	479,899	523,534	0.01				
VEON Holdings BV 3.75% 25/11/2027 144A	NL	USD	465,817	469,758	0.01				
Consolidated Comm 5.00% 01/03/2028 144A	US	USD	453,259	461,071	0.00				
Telesat Canada 6.50% 15/10/2027 144A	CA	USD	412,915	407,237	0.00				
NBN 2.625% 05/05/2031 Reg S	AU	USD	357,274	359,548	0.00				
NBN 1.65% 05/05/2031 Reg S	AU	USD	357,274	357,488	0.00				
Cablevision Lightpath 3.875% 15/09/2027 144A	US	USD	346,597	344,042	0.00				
AT&T 4.90% 15/06/2042	US	USD	251,680	293,749	0.00				
Cablevision Lightpath 5.625% 15/09/2028 144A	US	USD	275,008	282,238	0.00				
T-Mobile US 3.75% 15/04/2027 144A	US	USD	252,614	277,683	0.00				
AT&T 3.50% 15/09/2035 Reg S	US	USD	205,929	205,929	0.00				
T-Mobile USA 3.375% 15/04/2029	US	USD	168,913	171,912	0.00				
			119,400,844	1.15					
非上場									
エネルギー									
DTF Finance 10.75% 31/12/2024 (Defaulted)	GB	USD	7,237,337	5,702,298	0.06				
EP Energy*	US	USD	54,886	2,890,858	0.03				
Vallourec 4.125% 04/10/2022 (Defaulted)	FR	EUR	346,382	2,661,667	0.03				
Nostrum O&G 8.00% 25/07/2022 Reg S (Defaulted)	NL	USD	7,405,477	1,821,747	0.02				
PDVSA 5.50% 12/04/2037 (Defaulted)	VE	USD	12,972,594	656,543	0.01				
Nostrum O&G Fin. 7.00% 14/02/2025 Reg S (Defaulted)	NL	USD	1,829,481	411,915	0.00				
Jonah Energy*	US	USD	30,550	458,256	0.00				
Mesquite 15.00% 15/07/2023*	US	USD	116,264	367,395	0.00				
Superior Energy Services*	US	USD	7,937	204,486	0.00				
Mesquite 15.00% 31/07/2023*	US	USD	67,400	188,720	0.00				
Pride International 7.875% 15/08/2040 (Defaulted)	US	USD	1,073,418	187,848	0.00				
PDVSA 6.00% 15/11/2026 Reg S (Defaulted)	VE	USD	3,671,489	173,955	0.00				
Mesquite Energy*	US	USD	9,570	152,442	0.00				
Valaris 4.50% 01/10/2024 (Defaulted)	GB	USD	1,438,751	147,472	0.01				
Valaris 7.75% 01/02/2026 (Defaulted)	GB	USD	901,639	92,418	0.00				
Tidewater Wts 14/11/2042	US	USD	6,534	65,344	0.00				
Ultrix Resources 11.00% 12/07/2024 (Defaulted)*	US	USD	816,521	204,909	0.00				
Valaris 5.20% 15/03/2025 (Defaulted)	GB	USD	519,364	32,735	0.00				
Chesapeake Energy	US	USD	732	30,606	0.00				
Noble*	KY	USD	1,652	28,910	0.00				
PDVSA 6.00% 15/04/2024 Reg S (Defaulted)	VE	USD	489,532	23,287	0.00				
PDVSA 9.00% 17/11/2024 (Defaulted)	VE	USD	489,532	23,130	0.00				
PDVSA 12.75% 17/02/2024 Reg S (Defaulted)	VE	USD	489,532	23,130	0.00				
Lebanon 7.00% 22/04/2031 (Defaulted)	LB	USD	85,668	10,932	0.00				
SESI 7.50% 15/09/2024 (Defaulted)*	US	USD	150,985	5	0.00				
Fura Holdings*	GB	USD	146,758	0	0.00				
Noble WTS 31/12/2049 (A)	KY	USD	6,717	0	0.00				
Noble WTS 31/12/2049*	KY	USD	6,717	0	0.00				
			16,461,210	0.16					
公益事業									
GCL New Energy Hldgs 7.00% 30/01/2021 (Defaulted) BM	US	USD	6,668,378	5,551,424	0.05				
Europa Funding 7.00% 30/11/2005 (Defaulted)	GB	EUR	274,755	3	0.00				
TXU Eastern Funding 6.45% 15/05/2005 (Defaulted)*	GB	USD	116,642	1	0.00				
			5,551,428	0.05					
素材									
China Forestry 10.25% 17/11/2015 Reg S (Defaulted)*	KY	USD	895,686	24,631	0.00				
Sino-Forest 6.25% 21/02/2017 14A (Defaulted)*	CA	USD	1,764,743	18	0.00				
New WEI 9.50% 15/10/2019 144A (Defaulted)*	US	USD	839,540	8	0.00				
Sino Forest 0.00% 28/07/2014 (Defaulted)*	CA	USD	161,546	2	0.00				
Mirabela Nickel 1.00% 15/04/2044*	AU	USD	10,320	0	0.00				
			24,659	0.00					
資本財・サービス									
Hertz 6.00% 15/01/2028 144A (Defaulted)	US	USD	1,068,579	1,163,656	0.01				
Hertz 7.125% 01/08/2026 144A (Defaulted)	US	USD	1,052,449	1,143,881	0.01				
Hertz 5.50% 15/10/2024 144A (Defaulted)	US	USD	842,218	885,479	0.01				
Hertz 6.25% 15/10/2022 (Defaulted)	US	USD	785,087	823,220	0.01				
Sky View 15.75% WRN (Prepetual) (Defaulted)	US	USD	5,982,510	710,000	0.01				
ITNL Offshore 7.50% 18/01/2021 (Defaulted)	SG	CNY	4,799,205	85,311	0.00				
BLT Finance 7.50% 31/12/2024 (Defaulted)*	NL	USD	11,663,766	16,782	0.00				
情報技術									
3PMedia FRN 35.24% 31/11/2023	GB	GBP							
Tinghua Unic 4.75% 31/01/2021 (Defaulted)	VG	USD	3,127,969	938,391	0.01				
Nuor Capital 5.35% 24/01/2023 (Defaulted)	VG	USD	3,597,437	605,679	0.01				
Tinghua Unic 6.50% 31/01/2028 (Defaulted)	VG	USD	489,532	146,848	0.00				
			1,690,918	0.02					
一般消費財・サービス									
Top Winc Excellence 6.00% 16/03/2028 (Defaulted)	VG	USD	5,848,866	221,955	0.00				
Chukchans Econ Dev. Auth. 8.00% 15/04/2028 Reg S	US	USD	19,373	13,404	0.00				
Graha Andrasentra Propertindo*	ID	IDR	15,746,159	7,631	0.00				
REXLot Holdings 6.00% 28/04/2017 (Defaulted)*	BM	HKD	512,661	1,980	0.00				
ACC Claims Holdings	US	USD	299,220	411	0.00				
Johnston Press 6.625% 01/06/2019 Reg S (Defaulted)*	GB	GBP	679,612	9	0.00				
Waterford 9.875% 01/12/2010 Reg S (Defaulted)*	IE	EUR	386,009	5	0.00				
Wld. 8.625% 15/09/2014 144A (Defaulted) Reg S	US	USD	45,102	0	0.00				
			456,188	0.00					
生活必需品									
Top Markets*	US	USD	2,023	711,362	0.01				
Agrokod DL Challenged Strips*	HR	EUR	375,408	451,653	0.00				
Top Markets 13.00% 19/11/2024*	US	USD	415,442	405,173	0.00				
Tops Holding 8.00% 15/06/2022 (Defaulted)*	US	USD	2,023,445	20	0.00				
			1,568,208	0.02					
ヘルスケア									
Rural Metro 10.125% 15/07/2019 (A) (Defaulted)*	US	USD	963,377	10	0.00				
Rural Metro 10.125% 15/07/2019 (Defaulted)*	US	USD	929,865	9	0.00				
			19	0.00					
金融									
Stoneway Cap. 10.00% 01/03/2027 Reg S (Defaulted)	CA	USD	9,540,500	2,909,715	0.03				
Tianjin State-OCI, & Management. 1.60% 11/12/2039	CN	USD	11,679,767	2,594,352	0.02				
Unigroup Intl. Hldings 6.00% 10/12/2020 (Defaulted)	VG	USD	2,371,500	569,160	0.01				
Yihua Overseas Invest. 8.50% 23/10/2020 (Defaulted)	VG	USD	4,552,785	341,459	0.00				
Azlon Bco 0.00% 31/12/2022 Reg S*	SG	USD	117,769	2,346	0.00				
Hel Tele-Fin. 8.01% 15/07/2015 Reg S (Defaulted)*	LU	EUR	1,608,289	19	0.00				
Bulgaria Steel Fin. 12.00% 04/05/2013 (Defaulted)*	NL	EUR	75,430	1	0.00				
			6,217,051	0.06					
不動産									
Modernland O/S Pte 6.95% 15/04/2024 (Defaulted)	SG	USD	3,0						

国コード	通貨	株数または 額面価値 (米ドル)	時価 (米ドル)	純資産 比率(%)	契約額等 (米ドル)	未実現(損)益 (米ドル)	純資産 比率(%)					
New Cota	10.625%	01/05/2019	144A (Defaulted)*	SU	USD	2,835,018	28	0.00				
Technicalor	0.00%	(Perpetual)	(Defaulted)*	FR	EUR	598,979	7	0.00				
KPNQwest	1.125%	01/06/2009	(Defaulted)*	NL	EUR	145,585	2	0.00				
JPMidco*				GB	GBP	31,779	0	0.00				
Hellas Tel. II	6.054%	15/01/2015	144A (Defaulted)*	LU	USD	27,177	0	0.00				
						4,975,779	0.00					
その他							7	0.00				
投資資産合計 (取得価額 USD 9,256,643,364)						9,745,353,090	94.01					
通貨	契約額等	未実現(損)益 (米ドル)	純資産 比率(%)									
現金決済取引												
エネルギー - Select Sector Trust (PLS)	USD	222,596,382	8,192,131	0.08	Bought MXN Sold USD at 0.2085000 07/05/2021	9,221,214	286,100	0.00	Bought USD Sold COP at 0.8000774 07/05/2021	9,964,683	283,082	0.00
US Bancorp (GS)	USD	9,874,744	110,115	0.00	Bought USD Sold COP at 0.249724 07/05/2021	10,477,954	181,548	0.00	Bought USD Sold JPY at 0.002441 07/05/2021	6,860,265	283,029	0.00
Equitable Holdings (GS)	USD	2,927,640	1,273	0.00	Bought EUR Solid USD at 1.168170 11/05/2021	6,444,673	222,009	0.00	Bought PLN Solid USD at 5.970255 11/05/2021	5,730,007	280,297	0.00
Aplic Global Management (GS)	USD	3,099,091	(10,643)	(0.00)	Bought EUR Solid USD at 15.175500 07/05/2021	9,546,689	275,525	0.00	Bought USD Solid RUB at 0.013426 11/05/2021	25,354,096	261,753	0.00
Financial Times-SE 100 Index (HSBC)	GBP	36,967,872	(364,889)	(0.00)	Bought USD Solid MYR at 0.245741 07/05/2021	9,779,594	182,152	0.00	Bought USD Solid MYR at 0.249724 07/05/2021	10,477,954	235,074	0.00
MSCI Russia-EM (UBS)	USD	42,219,762	(450,520)	(0.00)	Bought EUR Solid USD at 0.848410 11/05/2021	29,857,467	207,877	0.00	Bought EUR Solid USD at 309.498000 07/05/2021	4,444,673	222,009	0.00
Sandvik (UBS)	SEK	111,339,242	(956,751)	(0.01)	Bought USD Solid RUB at 0.013638 04/06/2021	6,305,358	186,684	0.00	Bought USD Solid COP at 0.000279 07/05/2021	4,879,702	218,390	0.00
					Bought USD Solid RUB at 0.269884 07/05/2021	9,779,594	182,152	0.00	Bought USD Solid THB at 0.032653 11/05/2021	5,870,551	210,119	0.00
					Bought EUR Solid USD at 0.859217 11/05/2021	18,449,159	181,548	0.00	Bought EUR Solid MYR at 0.245741 07/05/2021	29,857,467	207,877	0.00
					Bought BRL Solid USD at 5.611400 07/05/2021	5,048,069	176,129	0.00	Bought EUR Solid USD at 0.848410 11/05/2021	9,779,594	182,152	0.00
					Bought BRL Solid USD at 5.789390 04/06/2021	2,655,720	174,330	0.00	Bought USD Solid RUB at 0.013638 04/06/2021	6,305,358	186,684	0.00
					Bought RUB Solid USD at 76.750000 07/05/2021	8,266,949	169,890	0.00	Bought USD Solid PEN at 0.269884 07/05/2021	9,779,594	182,152	0.00
					Bought EUR Solid USD at 1.168170 11/05/2021	10,477,954	166,223	0.00	Bought EUR Solid USD at 1.168170 11/05/2021	10,477,954	166,223	0.00
					Bought CLP Solid USD at 714.370000 11/05/2021	27,268,552	158,063	0.00	Bought EUR Solid USD at 5.611400 07/05/2021	5,048,069	176,129	0.00
					Bought BRL Solid USD at 5.695170 11/05/2021	3,110,099	156,733	0.00	Bought BRL Solid USD at 5.789390 04/06/2021	2,655,720	174,330	0.00
					Bought USD Solid JPY at 0.009265 11/05/2021	11,984,286	154,577	0.00	Bought RUB Solid USD at 76.750000 07/05/2021	8,266,949	169,890	0.00
					Bought USD Solid TWD at 0.036177 07/05/2021	15,050,223	153,390	0.00	Bought EUR Solid USD at 1.205145 11/05/2021	97,947,667	152,606	0.00
					Bought USD Solid PLN at 2.67099 11/05/2021	15,85,738	152,260	0.00	Bought USD Solid PLN at 2.67099 11/05/2021	15,85,738	152,260	0.00
					Bought USD Solid IDR at 0.000070 11/05/2021	8,570,900	148,326	0.00	Bought USD Solid IDR at 0.000070 11/05/2021	8,570,900	148,326	0.00
					Bought USD Solid HKD at 0.128824 04/06/2021	344,536,628	141,217	0.00	Bought USD Solid HKD at 0.128824 04/06/2021	344,536,628	141,217	0.00
					Bought USD Solid THB at 0.032653 11/05/2021	5,870,551	137,342	0.00	Bought USD Solid THB at 0.032653 11/05/2021	5,870,551	137,342	0.00
					Bought USD Solid TWD at 0.036093 07/05/2021	17,495,683	136,850	0.00	Bought USD Solid TWD at 0.036093 07/05/2021	17,495,683	136,850	0.00
					Bought BRL Solid USD at 5.551520 04/06/2021	6,201,725	135,563	0.00	Bought BRL Solid USD at 5.551520 04/06/2021	6,201,725	135,563	0.00
					Bought EUR Solid USD at 0.849988 11/05/2021	8,073,316	134,926	0.00	Bought EUR Solid USD at 0.849988 11/05/2021	8,073,316	134,926	0.00
					Bought KRW Solid USD at 1125.489000 07/05/2021	13,467,448	134,562	0.00	Bought KRW Solid USD at 1125.489000 07/05/2021	13,467,448	134,562	0.00
					Bought CNY Solid USD at 6.535650 04/06/2021	16,809,746	130,556	0.00	Bought CNY Solid USD at 6.535650 04/06/2021	16,809,746	130,556	0.00
					Bought BRL Solid USD at 5.701500 07/05/2021	2,499,150	129,730	0.00	Bought BRL Solid USD at 5.701500 07/05/2021	2,499,150	129,730	0.00
					Bought BRL Solid USD at 5.467100 11/05/2021	15,183,246	126,485	0.00	Bought BRL Solid USD at 5.467100 11/05/2021	15,183,246	126,485	0.00
					Bought USD Solid THB at 0.033113 11/05/2021	3,970,372	123,452	0.00	Bought USD Solid THB at 0.033113 11/05/2021	3,970,372	123,452	0.00
					Bought EUR Solid USD at 0.848854 11/05/2021	12,819,847	121,893	0.00	Bought EUR Solid USD at 0.848854 11/05/2021	12,819,847	121,893	0.00
					Bought BRL Solid USD at 5.657000 07/05/2021	2,746,229	120,009	0.00	Bought BRL Solid USD at 5.657000 07/05/2021	2,746,229	120,009	0.00
					Bought TRY Solid USD at 8.613880 11/05/2021	13,206,592	117,039	0.00	Bought TRY Solid USD at 8.613880 11/05/2021	13,206,592	117,039	0.00
					Bought USD Solid PLN at 0.266117 07/05/2021	15,856,732	115,612	0.00	Bought USD Solid PLN at 0.266117 07/05/2021	15,856,732	115,612	0.00
					Bought USD Solid EUR at 0.852184 11/05/2021	4,486,303	115,984	0.00	Bought USD Solid EUR at 0.852184 11/05/2021	4,486,303	115,984	0.00
					Bought NOK Solid USD at 8.585440 04/06/2021	3,319,106	112,405	0.00	Bought NOK Solid USD at 8.585440 04/06/2021	3,319,106	112,405	0.00
					Bought USD Solid GBP at 1.398289 04/06/2021	12,850,173	111,953	0.00	Bought USD Solid GBP at 1.398289 04/06/2021	12,850,173	111,953	0.00
					Bought EUR Solid USD at 0.845512 11/05/2021	6,320,564	109,845	0.00	Bought EUR Solid USD at 0.845512 11/05/2021	6,320,564	109,845	0.00
					Bought USD Solid COP at 0.800077 07/05/2021	9,779,594	106,465	0.00	Bought USD Solid COP at 0.800077 07/05/2021	9,779,594	106,465	0.00
					Bought USD Solid BRL at 0.187213 11/05/2021	6,072,314	105,893	0.00	Bought USD Solid BRL at 0.187213 11/05/2021	6,072,314	105,893	0.00
					Bought USD Solid PEN at 0.269889 07/05/2021	5,092,888	104,523	0.00	Bought USD Solid PEN at 0.269889 07/05/2021	5,092,888	104,523	0.00
					Bought USD Solid COP at 0.000274 11/05/2021	3,667,626	104,154	0.00	Bought USD Solid COP at 0.000274 11/05/2021	3,667,626	104,154	0.00
					Bought TRY Solid USD at 8.388000 11/05/2021	10,028,179	103,300	0.00	Bought TRY Solid USD at 8.388000 11/05/2021	10,028,179	103,300	0.00
					Bought INR Solid USD at 74.771000 11/05/2021	12,200,959	102,721	0.00	Bought INR Solid USD at 74.771000 11/05/2021	12,200,959	102,721	0.00
					Bought RUB Solid USD at 77.002620 04/06/2021	5,119,948	102,265	0.00	Bought RUB Solid USD at 77.002620 04/06/2021	5,119,948	102,265	0.00
					Bought BRL Solid USD at 5.569200 04/06/2021	4,051,928	101,757	0.00	Bought BRL Solid USD at 5.569200 04/06/2021	4,051,928	101,757	0.00
					Bought EUR Solid USD at 0.836657 24/06/2021	14,378,007	100,012	0.00	Bought EUR Solid USD at 0.836657 24/06/2021	14,378,007	100,012	0.00
					Bought EUR Solid USD at 0.845514 11/05/2021	9,584,690	97,204	0.00	Bought EUR Solid USD at 0.845514 11/05/2021	9,584,690	97,204	0.00
					Bought PLN Solid USD at 3.885940 07/05/2021	3,548,137	94,481	0.00	Bought PLN Solid USD at 3.885940 07/05/2021	3,548,137	94,481	0.00
					Bought RUB Solid USD at 76.520000 04/06/2021	6,954,456	94,332	0.00	Bought RUB Solid USD at 76.520000 04/06/2021	6,954,456	94,332	0.00
					Bought USD Solid EUR at 1.214796 11/05/2021	9,815,554	94,000	0.00	Bought USD Solid EUR at 1.214796 11/05/2021	9,815,554	94,000	0.00
					Bought EUR Solid USD at 0.852196 11/05/2021	3,668,675	93,265	0.00	Bought EUR Solid USD at 0.852196 11/05/2021	3,668,675	93,265	0.00
					Bought TWD Solid USD at 28.313000 07/05/2021	6,479,290	90,445	0.00	Bought TWD Solid USD at 28.313000 07/05/2021	6,479,290	90,445	0.00
					Bought KRW Solid USD at 1133.570000 07/05/2021	4,606,662	86,451	0.00	Bought KRW Solid USD at 1133.570000 07/05/2021	4,606,662	86,451	0.00
					Bought USD Solid EUR at 1.205455 11/05/2021	47,055,394	85,434	0.00	Bought USD Solid EUR at 1.205455 11/05/2021	47,055,394	85,434	0.00
					Bought BRL Solid USD at 5.495300 11/05/2021	6,406,487	83,973	0.00	Bought BRL Solid USD at 5.495300 11/05/2021	6,406,487	83,973	0.00
					Bought USD Solid IDR at 0.000071 11/05/2021	3,388,021	82,137	0.00	Bought USD Solid IDR at 0.000071 11/05/2021	3,388,021	82,137	0.00
					Bought PLN Solid USD at 3.842450 07/05/2021	5,598,535	81,727	0.00	Bought PLN Solid USD at 3.842450 07/05/2021	5,598,535	81,727	0.00
					Bought USD Solid TRY at 0.135651 11/05/2021	725,002	79,324	0.00	Bought USD Solid TRY at 0.135651 11/05/2021	725,002	79,324	0.00
					Bought USD Solid USD at 28.063200 07/05/2021	15,685,928	78,625	0.00	Bought USD Solid USD at 28.063200 07/05/2021	15,685,928	78,625	0.00
					Bought EUR Solid GBP at 1.166771 11/05/2021	5,361,254	78,331	0.00	Bought EUR Solid GBP at 1.166771 11/05/2021	5,361,254	78,331	0.00
					Bought USD Solid CHF at 1.115387 11/05/2021	4,362,375	78,248	0.00	Bought USD Solid CHF at 1.115387 11/05/2021	4,362,375	78,248	0.00
					Bought USD Solid PEN at 0.273889 11/05/2021	2,106,691	75,370	0.00	Bought USD Solid PEN at 0.273889 11/05/2021	2,106,691	75,370	0.00
					Bought CLP Solid USD at 798.860001 07/05/2021	1,872,752	73,465	0.00	Bought CLP Solid USD at 798.860001 07/05/2021	1,872,752	73,465	0.00
					Bought CHF Solid USD at 0.929048 04/06/2021	3,647,195	68,374	0.00	Bought CHF Solid USD at 0.929048 04/06/2021	3,647,195	68,374	0.00</

	契約額等 (米ドル)	未実現(損)益 比率(%)	繰上償 比率(%)		契約額等 (米ドル)	未実現(損)益 比率(%)	繰上償 比率(%)
Bought EUR Solid GBP at 1.158787 24/06/2021	5,235,407	44,674	0.00	Bought BRL Solid USD at 5.540500 11/05/2021	835,085	18,262	0.00
Bought RUB Solid USD at 77.325000 07/05/2021	1,574,054	44,256	0.00	Bought USD Solid PLN at 0.267292 11/05/2021	1,551,926	18,195	0.00
Bought IDR Solid USD at 14619.0000 07/05/2021	4,102,198	45,637	0.00	Bought EUR Solid USD at 77.852400 06/06/2021	912,512	18,121	0.00
Bought EUR Solid GBP at 1.163589 11/05/2021	3,655,535	45,430	0.00	Bought HUF Solid USD at 508.435199 07/05/2021	583,253	18,058	0.00
Bought PLN Solid USD at 3.851146 11/05/2021	3,456,992	42,074	0.00	Bought USD Solid MYR at 0.246914 11/05/2021	1,502,413	17,965	0.00
Bought ZAR Solid USD at 15.113141 11/05/2021	1,007,650	41,737	0.00	Bought CHF Solid USD at 0.915120 04/06/2021	5,526,625	17,790	0.00
Bought EUR Solid GBP at 1.174369 11/05/2021	1,922,091	40,854	0.00	Bought CLP Solid USD at 739.000002 07/05/2021	437,658	17,725	0.00
Bought EUR Solid ZAR at 10.662146 04/06/2021	11,464,671	39,515	0.00	Bought EUR Solid GBP at 1.143528 04/06/2021	7,894,304	17,635	0.00
Bought BRL Solid USD at 5.467700 04/06/2021	6,113,174	39,510	0.00	Bought USD Solid GBP at 1.385562 04/06/2021	15,498,527	17,629	0.00
Bought ZAR Solid USD at 14.795159 11/05/2021	2,014,072	39,292	0.00	Bought CLP Solid USD at 17.91949999 07/05/2021	1,288,354	17,629	0.00
Bought MXN Solid USD at 21.670428 07/05/2021	530,855	39,224	0.00	Bought EUR Solid USD at 0.851828 06/05/2021	708,384	17,622	0.00
Bought CLP Solid USD at 739.000000 07/05/2021	1,429,544	38,778	0.00	Bought EUR Solid USD at 1.143528 04/06/2021	1,285,966	17,612	0.00
Bought KRW Solid USD at 1129.190001 07/05/2021	2,564,046	38,025	0.00	Bought USD Solid PEN at 0.278497 11/05/2021	326,774	17,385	0.00
Bought USD Solid JPY at 0.009249 11/05/2021	3,374,699	37,685	0.00	Bought EUR Solid USD at 0.835614 11/05/2021	3,162,390	17,296	0.00
Bought IDR Solid USD at 14694.000005 07/05/2021	2,210,905	37,328	0.00	Bought CLP Solid USD at 730.599996 11/05/2021	597,748	17,124	0.00
Bought EUR Solid USD at 0.848521 11/05/2021	1,775,759	37,504	0.00	Bought EUR Solid USD at 0.911714 04/06/2021	3,035,610	16,977	0.00
Bought MXN Solid USD at 20.846075 07/05/2021	1,128,427	37,280	0.00	Bought EUR Solid USD at 0.838819 11/05/2021	1,791,032	16,702	0.00
Bought PEN Solid USD at 3.793000 07/05/2021	12,766,927	37,133	0.00	Bought USD Solid MXN at 0.049257 06/08/2021	3,751,768	16,681	0.00
Bought SEK Solid USD at 8.556145 24/06/2021	3,480,662	36,708	0.00	Bought EUR Solid USD at 0.836470 11/05/2021	2,564,594	16,669	0.00
Bought MYR Solid USD at 4.108000 07/05/2021	14,005,652	36,684	0.00	Bought USD Solid MYR at 0.246002 11/05/2021	2,003,952	16,478	0.00
Bought EUR Solid USD at 0.838925 24/06/2021	3,506,243	36,080	0.00	Bought EUR Solid USD at 1.159765 11/05/2021	316,055	16,127	0.00
Bought EUR Solid USD at 0.840040 11/05/2021	3,339,043	36,044	0.00	Bought USD Solid BRL at 0.186916 07/05/2021	1,206,556	15,819	0.00
Bought EUR Solid USD at 0.839648 11/05/2021	3,482,548	35,952	0.00	Bought MXN Solid USD at 20.876674 11/05/2021	460,850	15,706	0.00
Bought MXN Solid USD at 20.829716 11/05/2021	1,127,798	35,777	0.00	Bought MXN Solid USD at 21.022128 24/06/2021	451,121	15,505	0.00
Bought USD Solid INR at 0.013704 04/05/2021	2,240,793	35,567	0.00	Bought MXN Solid GBP at 0.013704 04/05/2021	1,800,525	15,403	0.00
Bought RUB Solid USD at 76.645000 07/05/2021	1,824,511	35,271	0.00	Bought IDR Solid USD at 14532.999995 07/05/2021	2,677,876	15,376	0.00
Bought KRW Solid USD at 1130.350001 24/06/2021	6,447,296	34,557	0.00	Bought ZAR Solid USD at 15.417109 11/05/2021	245,658	15,320	0.00
Bought EUR Solid USD at 0.841847 11/05/2021	2,600,165	33,754	0.00	Bought EUR Solid USD at 0.837464 11/05/2021	1,961,614	15,096	0.00
Bought CHF Solid USD at 0.922400 04/06/2021	1,960,919	33,508	0.00	Bought USD Solid MYR at 0.246449 11/05/2021	12,760,560	14,848	0.00
Bought USD Solid SEK at 0.118884 11/05/2021	7,729,463	33,425	0.00	Bought TWD Solid USD at 28.116000 07/05/2021	2,148,281	14,832	0.00
Bought GBP Solid USD at 0.725656 04/06/2021	7,937,649	32,693	0.00	Bought USD Solid PEN at 0.269649 11/05/2021	747,648	14,758	0.00
Bought USD Solid MYR at 0.246518 11/05/2021	3,163,091	32,678	0.00	Bought EUR Solid GBP at 1.151419 11/05/2021	11,570,713	14,721	0.00
Bought EUR Solid USD at 0.874285 11/05/2021	551,466	32,476	0.00	Bought EUR Solid USD at 0.835614 11/05/2021	600,815	14,617	0.00
Bought EUR Solid USD at 0.850711 11/05/2021	1,373,284	32,458	0.00	Bought IDR Solid USD at 14610.499998 11/05/2021	1,369,977	14,573	0.00
Bought SGD Solid USD at 1.542318 24/06/2021	3,558,368	32,268	0.00	Bought EUR Solid USD at 0.840733 11/05/2021	1,522,121	14,560	0.00
Bought USD Solid CLP at 0.001415 07/05/2021	6,826,997	32,202	0.00	Bought IDR Solid USD at 14537.999998 11/05/2021	1,744,943	14,518	0.00
Bought EUR Solid GBP at 1.165709 11/05/2021	2,342,624	32,151	0.00	Bought GBP Solid EUR at 0.863571 11/05/2021	904,830	14,307	0.00
Bought EUR Solid EUR at 0.237712 11/05/2021	3,668,721	32,019	0.00	Bought RUB Solid USD at 76.460000 11/05/2021	1,264,000	14,266	0.00
Bought USD Solid EUR at 1.205470 11/05/2021	17,538,366	31,696	0.00	Bought CLP Solid USD at 719.950001 07/05/2021	1,014,445	13,877	0.00
Bought USD Solid THB at 0.033383 11/05/2021	790,731	31,244	0.00	Bought EUR Solid USD at 0.839584 11/05/2021	1,331,720	13,646	0.00
Bought USD Solid COP at 0.002028 07/05/2021	6,078,960	31,132	0.00	Bought BRL Solid USD at 5.432600 11/05/2021	6,926,061	13,627	0.00
Bought USD Solid RUB at 0.033380 07/05/2021	2,742,300	30,767	0.00	Bought EUR Solid USD at 0.844745 11/05/2021	2,199,364	13,281	0.00
Bought USD Solid COP at 0.015402 07/05/2021	3,835,952	30,609	0.00	Bought USD Solid AUD at 0.790726 11/05/2021	537,385	13,266	0.00
Bought CAD Solid USD at 1.260053 06/05/2021	1,221,152	30,503	0.00	Bought USD Solid JPY at 0.009994 11/05/2021	364,445	13,185	0.00
Bought USD Solid MYR at 0.246542 11/05/2021	3,799,752	30,353	0.00	Bought ZAR Solid USD at 14.749894 11/05/2021	666,520	13,017	0.00
Bought USD Solid EUR at 0.208496 07/05/2021	11,059,017	29,986	0.00	Bought EUR Solid JPY at 0.003982 11/05/2021	491,863	12,848	0.00
Bought USD Solid KRW at 0.000900 11/05/2021	12,791,129	29,493	0.00	Bought USD Solid INR at 0.015544 07/05/2021	3,451,422	12,639	0.00
Bought PHS Solid USD at 48.309500 07/05/2021	10,248,194	29,081	0.00	Bought USD Solid MYR at 0.245098 11/05/2021	2,724,740	12,306	0.00
Bought ILS Solid USD at 3.290050 07/05/2021	1,925,802	28,597	0.00	Bought USD Solid EUR at 1.207033 11/05/2021	3,889,275	12,163	0.00
Bought USD Solid EUR at 1.216058 11/05/2021	2,681,541	28,498	0.00	Bought AUD Solid USD at 1.339218 04/06/2021	1,165,582	12,129	0.00
Bought USD Solid USD at 0.722400 04/06/2021	6,871,102	28,299	0.00	Bought RUB Solid USD at 77.860000 11/05/2021	345,720	12,011	0.00
Bought RUB Solid USD at 76.445000 11/05/2021	1,775,843	28,178	0.00	Bought USD Solid EUR at 1.208011 11/05/2021	3,009,592	11,858	0.00
Bought CHF Solid USD at 0.928156 04/06/2021	1,591,327	28,113	0.00	Bought KRW Solid USD at 1114.400000 07/05/2021	6,656,617	11,745	0.00
Bought USD Solid COP at 0.002078 11/05/2021	6,771,083	28,051	0.00	Bought USD Solid RUB at 0.013405 11/05/2021	1,330,023	11,710	0.00
Bought USD Solid GBP at 1.390575 08/05/2021	5,339,015	27,554	0.00	Bought EUR Solid USD at 309.900000 11/05/2021	328,487	11,628	0.00
Bought USD Solid PLN at 0.266211 11/05/2021	3,560,251	27,161	0.00	Bought USD Solid THB at 0.033289 11/05/2021	316,216	11,566	0.00
Bought TWD Solid USD at 28.102600 07/05/2021	4,227,352	27,157	0.00	Bought IDR Solid USD at 14532.999995 07/05/2021	1,971,804	11,322	0.00
Bought MXN Solid USD at 20.857062 07/05/2021	807,844	27,129	0.00	Bought KRW Solid USD at 1130.350000 24/06/2021	857,013	11,187	0.00
Bought USD Solid RUB at 0.033412 11/05/2021	2,885,355	26,701	0.00	Bought EUR Solid USD at 0.844745 11/05/2021	679,427	11,181	0.00
Bought USD Solid TRY at 0.131372 11/05/2021	290,939	26,414	0.00	Bought USD Solid MYR at 0.246640 11/05/2021	1,002,502	10,861	0.00
Bought USD Solid THB at 0.032232 07/05/2021	7,251,955	26,386	0.00	Bought USD Solid EUR at 1.204204 11/05/2021	13,979,548	10,851	0.00
Bought KRW Solid USD at 1120.740001 07/05/2021	3,641,935	26,347	0.00	Bought USD Solid TWD at 0.035842 07/05/2021	1,074,753	10,798	0.00
Bought ZAR Solid USD at 15.861251 24/06/2021	841,521	26,338	0.00	Bought USD Solid EUR at 1.211878 11/05/2021	1,506,423	10,790	0.00
Bought HUF Solid USD at 309.514100 11/05/2021	595,480	26,039	0.00	Bought USD Solid PEN at 0.274982 11/05/2021	284,125	10,544	0.00
Bought GBP Solid USD at 0.873244 11/05/2021	6,123,465	25,516	0.00	Bought USD Solid INR at 0.013507 07/05/2021	11,207,344	10,426	0.00
Bought USD Solid GBP at 1.388460 04/06/2021	7,472,275	25,409	0.00	Bought USD Solid INR at 0.013636 11/05/2021	923,110	10,211	0.00
Bought TRY Solid USD at 0.630300 07/05/2021	662,496	25,333	0.00	Bought USD Solid THB at 0.032352 11/05/2021	1,483,154	10,057	0.00
Bought USD Solid HUF at 0.033360 07/05/2021	3,230,538	25,207	0.00	Bought USD Solid BRL at 0.186564 11/05/2021	1,272,933	9,841	0.00
Bought HUF Solid USD at 308.435200 07/05/2021	813,728	25,166	0.00	Bought EUR Solid GBP at 1.167055 11/05/2021	652,453	9,707	0.00
Bought USD Solid PEN at 0.273614 11/05/2021	719,435	24,988	0.00	Bought USD Solid KRW at 0.000989 08/05/2021	7,602,778	9,425	0.00
Bought USD Solid MXN at 0.049639 11/05/2021	11,581,181	24,764	0.00	Bought IDR Solid USD at 14719.600010 11/05/2021	514,533	9,356	0.00
Bought USD Solid PLN at 0.264666 07/05/2021	9,735,638	24,671	0.00	Bought BRL Solid USD at 5.477000 11/05/2021	601,540	9,160	0.00
Bought EUR Solid COP at 1.153922 11/05/2021	7,050,655	24,491	0.00	Bought USD Solid MYR at 0.247402 11/05/2021	656,339	9,163	0.00
Bought USD Solid GBP at 0.000279 24/06/2021	505,872	24,208	0.00	Bought CZK Solid USD at 22.001770 24/06/2021	392,128	9,160	0.00
Bought CNY Solid USD at 6.501900 11/05/2021	5,249,621	23,974	0.00	Bought USD Solid KRW at 0.000905 07/05/2021	1,824,808	9,063	0.00
Bought BRL Solid USD at 5.476700 04/06/2021	25,724,791	23,929	0.00	Bought EUR Solid USD at 0.846000 11/05/2021	1,506,297	9,019	0.00
Bought USD Solid COP at 0.002028 11/05/2021	382,074	23,874	0.00	Bought EUR Solid GBP at 1.167008 11/05/2021	1,038,651	8,905	0.00
Bought CNY Solid USD at 6.552150 24/06/2021	2,551,207	23,479	0.00	Bought USD Solid AUD at 0.777142 04/06/2021	1,251,800	8,724	0.00
Bought USD Solid PEN at 0.273710 11/05/2021	668,319	23,457	0.00	Bought USD Solid PLN at 0.270348 11/05/2021	374,571	8,722	0.00
Bought USD Solid HUF at 0.033356 06/08/2021	3,777,557	23,454	0.00	Bought USD Solid THB at 0.033256 11/05/2021	244,654	8,702	0.00
Bought USD Solid COP at 0.002028 11/05/2021	319,042	23,159	0.00	Bought TRY Solid USD at 0.583000 11/05/2021	1,688,483	8,683	0.00
Bought USD Solid THB at 0.032756 11/05/2021	1,162,575	22,512	0.00	Bought KRW Solid USD at 1139.999999 07/05/2021	356,260	8,648	0.00
Bought ZAR Solid USD at 14.859000 11/05/2021	925,134	22,123	0.00	Bought INR Solid USD at 74.872000 11/05/2021	884,178	8,646	0.00
Bought ZAR Solid USD at 15.442180 11/05/2021	338,840	21,718	0.00	Bought CLP Solid USD at 727.201000 11/05/2021	359,102	8,569	0.00
Bought PLN Solid USD at 0.847290 11/05/2021	1,000,064	21,704	0.00	Bought EUR Solid USD at 734.500000 11/05/2021	422,187	8,461	0.00
Bought CNY Solid USD at 6.493760 04/06/2021	13,550,971	21,532	0.00	Bought USD Solid PEN at 0.273664 11/05/2021	238,609	8,314	0.00
Bought USD Solid INR at 0.013350 07/05/2021	8,054,018	21,041	0.00	Bought ZAR Solid USD at 14.661609 11/05/2021	798,002	8,224	0.00
Bought BRL Solid USD at 5.466300 11/05/2021	472,404	21,014	0.00	Bought CZK Solid USD at 22.193560 11/05/2021	252,137	8,126	0.00
Bought MXN Solid USD at 20.847900 07/05/2021	1,515,488	20,867	0.00	Bought CHF Solid USD at 736.300000 11/05/2021	303,977	8,053	0.00
Bought USD Solid PLN at 0.270729 11/05/2021	794,907	21,058	0.00	Bought JPY Solid USD at 0.011410 06/05/2021	660,698	8,024	0.00
Bought ZAR Solid USD at 15.244903 11/05/2021	387,790	19,583	0.00	Bought ZAR Solid USD at 15.235802 11/05/2021	158,842	7,922	0.00
Bought USD Solid RON at 0.246361 11/05/2021	2,122,421	19,292	0.00	Bought KRW Solid USD at 1			

	契約額等 (米ドル)	未実現(損)益 比率(%)	繰資産 比率(%)		契約額等 (米ドル)	未実現(損)益 比率(%)	繰資産 比率(%)
Bought USD Solid RON at 0.246820 11/05/2021	633,286	6,949	0.00	Bought USD Solid GBP at 1.398287 06/05/2021	195,766	1,580	0.00
Bought MXN Solid USD at 20.661550 11/05/2021	295,619	6,925	0.00	Bought USD Solid INR at 0.013509 04/05/2021	2,540,793	1,559	0.00
Bought ZAR Solid USD at 14.667000 11/05/2021	890,755	6,911	0.00	Bought USD Solid USD at 28.0000 07/05/2021	0.06,794	1,559	0.00
Bought BRL Solid USD at 5.479600 11/05/2021	4,665,471	6,865	0.00	Bought USD Solid IDR at 0.000071 04/05/2021	70,860	1,555	0.00
Bought USD Solid AUD at 0.778457 04/06/2021	785,655	6,794	0.00	Bought USD Solid TRY at 0.115342 06/08/2021	698,544	1,534	0.00
Bought USD Solid HUF at 0.003386 11/05/2021	526,590	6,746	0.00	Bought EUR Solid USD at 0.832440 06/05/2021	983,645	1,524	0.00
Bought USD Solid RON at 0.246390 11/05/2021	382,761	6,676	0.00	Bought USD Solid TRY at 0.121021 11/05/2021	305,414	1,479	0.00
Bought USD Solid PLN at 0.266800 07/05/2021	317,896	6,626	0.00	Bought EUR Solid EUR at 1.294800 07/05/2021	110,118	1,471	0.00
Bought USD Solid RUB at 0.013310 07/05/2021	5,865,383	6,661	0.00	Bought BRL Solid USD at 5.576400 07/05/2021	50,759	1,463	0.00
Bought BRL Solid USD at 5.650800 07/05/2021	144,275	6,140	0.00	Bought USD Solid JPY at 0.009255 06/05/2021	113,989	1,354	0.00
Bought CLP Solid USD at 725.539994 11/05/2021	284,561	6,125	0.00	Bought USD Solid CAD at 0.814505 06/05/2021	1,023,445	1,300	0.00
Bought USD Solid KRW at 0.020218 11/05/2021	416,517	5,850	0.00	Bought EUR Solid EUR at 1.294800 07/05/2021	1,273,848	1,292	0.00
Bought USD Solid TWD at 0.036200 11/05/2021	561,004	5,812	0.00	Bought USD Solid JPY at 0.009177 11/05/2021	367,524	1,204	0.00
Bought RUB Solid USD at 77.023400 11/05/2021	245,486	5,782	0.00	Bought IDR Solid USD at 14526.700010 07/05/2021	213,600	1,133	0.00
Bought EUR Solid GBP at 1.154990 11/05/2021	1,312,988	5,761	0.00	Bought MYR Solid USD at 4.121000 07/05/2021	186,842	1,082	0.00
Bought KRW Solid USD at 1126.140003 11/05/2021	424,467	5,720	0.00	Bought IDR Solid USD at 14526.500010 11/05/2021	307,691	1,060	0.00
Bought USD Solid RUB at 0.013348 11/05/2021	1,281,244	5,660	0.00	Bought HUF Solid USD at 308.309103 07/05/2021	35,865	1,033	0.00
Bought USD Solid RUB at 0.013382 07/05/2021	872,356	5,608	0.00	Bought USD Solid IDR at 0.000048 06/08/2021	1,005,312	1,011	0.00
Bought RUB Solid USD at 76.720800 11/05/2021	280,779	5,484	0.00	Bought MXN Solid USD at 20.206213 11/05/2021	1,017,417	886	0.00
Bought INR Solid USD at 74.161000 07/05/2021	7,165,735	5,476	0.00	Bought ZAR Solid USD at 14.779204 07/05/2021	44,759	850	0.00
Bought TWD Solid USD at 08.332800 07/05/2021	566,763	5,380	0.00	Bought BRL Solid USD at 5.648900 07/05/2021	35,459	849	0.00
Bought USD Solid EUR at 1.121215 11/05/2021	714,250	5,275	0.00	Bought BRL Solid USD at 5.533600 07/05/2021	38,052	797	0.00
Bought EUR Solid USD at 0.837970 11/05/2021	626,061	5,199	0.00	Bought IDR Solid USD at 14519.499997 07/05/2021	162,096	779	0.00
Bought INR Solid PEN at 0.268262 24/06/2021	371,456	5,196	0.00	Bought USD Solid AUD at 0.776708 06/05/2021	116,067	760	0.00
Bought USD Solid ZAR at 0.063681 08/08/2021	719,105	5,165	0.00	Bought USD Solid EUR at 1.294800 04/05/2021	280,163	748	0.00
Bought USD Solid KZT at 0.002250 11/05/2021	416,573	5,105	0.00	Bought USD Solid INR at 0.013518 04/05/2021	543,033	733	0.00
Bought KRW Solid USD at 1153.719998 07/05/2021	266,364	5,035	0.00	Bought USD Solid PEN at 0.265118 07/05/2021	269,250	721	0.00
Bought HKD Solid USD at 7.767903 04/06/2021	17,699,628	4,950	0.00	Bought TWD Solid USD at 28.429999 07/05/2021	38,622	701	0.00
Bought USD Solid MYR at 0.247618 11/05/2021	376,795	4,916	0.00	Bought USD Solid CHF at 0.110046 04/05/2021	035,562	691	0.00
Bought EUR Solid USD at 0.835589 11/05/2021	879,513	4,785	0.00	Bought ILS Solid USD at 3.248415 07/05/2021	738,176	661	0.00
Bought CHF Solid USD at 0.941359 06/05/2021	150,643	4,718	0.00	Bought ILS Solid USD at 3.334555 07/05/2021	20,846	596	0.00
Bought KRW Solid USD at 1126.330001 07/05/2021	375,866	4,584	0.00	Bought INR Solid USD at 74.120000 07/05/2021	2,807,044	592	0.00
Bought USD Solid THB at 0.032329 11/05/2021	718,811	4,555	0.00	Bought USD Solid MXN at 0.099615 11/05/2021	265,379	577	0.00
Bought USD Solid HKD at 0.128811 04/06/2021	14,744,779	4,542	0.00	Bought CLP Solid USD at 719.088021 07/05/2021	43,993	548	0.00
Bought IDR Solid USD at 14545.899993 11/05/2021	723,369	4,462	0.00	Bought EUR Solid USD at 0.834559 06/05/2021	125,390	514	0.00
Bought USD Solid INR at 0.013533 04/05/2021	1,795,760	4,314	0.00	Bought RON Solid USD at 4.103700 11/05/2021	261,994	493	0.00
Bought USD Solid CZK at 0.047038 11/05/2021	380,746	4,302	0.00	Bought PLN Solid USD at 0.51400064 07/05/2021	102,451	468	0.00
Bought EUR Solid EUR at 0.834742 11/05/2021	959,511	4,220	0.00	Bought USD Solid GBP at 1.180502 11/05/2021	510,230	467	0.00
Bought MYR Solid USD at 4.126500 24/06/2021	837,124	4,127	0.00	Bought USD Solid CLP at 0.001411 11/05/2021	201,007	452	0.00
Bought USD Solid HUF at 0.003381 11/05/2021	348,463	4,050	0.00	Bought USD Solid CNY at 0.154594 11/05/2021	742,247	435	0.00
Bought USD Solid THB at 0.032776 11/05/2021	195,803	3,993	0.00	Bought ZAR Solid USD at 14.768680 07/05/2021	22,921	419	0.00
Bought HUF Solid USD at 309.494931 06/05/2021	114,841	3,958	0.00	Bought USD Solid EUR at 1.294800 11/05/2021	241,566	401	0.00
Bought USD Solid PLN at 0.268393 11/05/2021	248,890	3,955	0.00	Bought CLP Solid USD at 717.776991 07/05/2021	36,017	382	0.00
Bought IDR Solid USD at 14507.900016 11/05/2021	1,113,501	3,942	0.00	Bought USD Solid RUB at 0.013297 11/05/2021	610,901	358	0.00
Bought USD Solid CLP at 0.001415 06/08/2021	733,460	3,904	0.00	Bought CZK Solid USD at 21.330360 11/05/2021	234,630	324	0.00
Bought USD Solid THB at 0.032618 11/05/2021	399,403	3,788	0.00	Bought USD Solid AUD at 0.773788 06/05/2021	86,947	243	0.00
Bought USD Solid EUR at 1.209415 06/05/2021	704,715	3,670	0.00	Bought CLP Solid USD at 714.349985 07/05/2021	0,260	233	0.00
Bought USD Solid THB at 0.032301 07/05/2021	628,841	3,639	0.00	Bought PHP Solid USD at 0.482599 11/05/2021	169,367	182	0.00
Bought CLP Solid USD at 718.250999 11/05/2021	322,636	3,633	0.00	Bought THB Solid USD at 31.141000 07/05/2021	1,948,005	178	0.00
Bought MYR Solid USD at 4.153000 11/05/2021	261,972	3,488	0.00	Bought PLN Solid USD at 5.809082 07/05/2021	27,763	176	0.00
Bought USD Solid INR at 0.013517 07/05/2021	15,762,344	3,479	0.00	Bought EUR Solid USD at 0.834742 11/05/2021	130,665	156	0.00
Bought USD Solid PEN at 0.273665 11/05/2021	98,746	3,449	0.00	Bought ZAR Solid USD at 14.622609 07/05/2021	15,998	131	0.00
Bought USD Solid INR at 0.013647 07/05/2021	303,880	3,440	0.00	Bought IDR Solid USD at 14520.902693 11/05/2021	7,641	34	0.00
Bought USD Solid CZK at 0.046966 11/05/2021	349,294	3,420	0.00	Bought IDR Solid USD at 14456.899996 04/05/2021	35,401	29	0.00
Bought USD Solid TWD at 0.036412 11/05/2021	392,217	3,419	0.00	Bought USD Solid USD at 14453.000000 04/05/2021	35,400	29	0.00
Bought CZK Solid USD at 21.649230 11/05/2021	494,804	3,419	0.00	Bought USD Solid IDR at 0.000069 04/05/2021	35,430	(20)	(0.00)
Bought KRW Solid USD at 1176.000001 07/05/2021	1,134,858	3,377	0.00	Bought CLP Solid USD at 0.007928 06/05/2021	18,719	(18)	(0.00)
Bought USD Solid RUB at 0.013295 11/05/2021	7,184,845	3,272	0.00	Bought USD Solid IDR at 0.000068 28/07/2021	35,055	(55)	(0.00)
Bought USD Solid RUB at 0.013314 07/05/2021	2,387,601	3,148	0.00	Bought USD Solid IDR at 0.000069 24/06/2021	656,778	(67)	(0.00)
Bought USD Solid CLP at 0.001414 11/05/2021	720,432	3,059	0.00	Bought USD Solid PHP at 0.020723 11/05/2021	84,774	(91)	(0.00)
Bought USD Solid CLP at 0.001411 07/05/2021	1,607,406	3,026	0.00	Bought RUB Solid USD at 75.703227 24/06/2021	703,193	(116)	(0.00)
Bought USD Solid BRL at 0.184670 07/05/2021	7,580,795	2,997	0.00	Bought MXN Solid USD at 20.178688 11/05/2021	293,111	(142)	(0.00)
Bought TRY Solid USD at 8.487000 07/05/2021	123,312	2,989	0.00	Bought COP Solid USD at 3639.199716 07/05/2021	6,085	(174)	(0.00)
Bought MXN Solid USD at 20.251371 11/05/2021	915,930	2,847	0.00	Bought RUB Solid USD at 75.206900 11/05/2021	305,630	(179)	(0.00)
Bought SGD Solid USD at 1.343447 24/06/2021	274,928	2,726	0.00	Bought USD Solid RUB at 0.013202 24/06/2021	685,514	(271)	(0.00)
Bought USD Solid EUR at 1.1207353 11/05/2021	803,121	2,725	0.00	Bought COP Solid USD at 3731.540078 07/05/2021	67,425	(271)	(0.00)
Bought AUD Solid USD at 1.313669 06/05/2021	198,199	2,716	0.00	Bought USD Solid HKD at 0.128768 04/06/2021	13,231,464	(287)	(0.00)
Bought IDR Solid RUB at 0.013314 07/05/2021	332,519	2,687	0.00	Bought USD Solid EUR at 1.294800 11/05/2021	35,641	(292)	(0.00)
Bought USD Solid CLP at 0.001414 11/05/2021	1,280,355	2,657	0.00	Bought COP Solid USD at 3731.539998 07/05/2021	91,138	(366)	(0.00)
Bought KRW Solid USD at 1150.401990 07/05/2021	165,669	2,637	0.00	Bought USD Solid HUF at 0.003333 07/05/2021	135,836	(372)	(0.00)
Bought MYR Solid USD at 4.134001 11/05/2021	300,979	2,612	0.00	Bought USD Solid MXN at 0.094952 11/05/2021	339,149	(354)	(0.00)
Bought EUR Solid USD at 0.832102 11/05/2021	2,078,495	2,595	0.00	Bought IDR Solid USD at 14449.000003 07/05/2021	60,637	(249)	(0.00)
Bought USD Solid EUR at 1.203590 11/05/2021	9,621,698	2,557	0.00	Bought CNY Solid USD at 6.469550 11/05/2021	1,415,768	(654)	(0.00)
Bought ZAR Solid USD at 14.889400 07/05/2021	96,064	2,554	0.00	Bought CHF Solid USD at 0.907936 08/06/2021	156,185	(685)	(0.00)
Bought CZK Solid USD at 21.534930 11/05/2021	1,587,548	2,532	0.00	Bought USD Solid ILS at 0.308858 06/08/2021	739,803	(699)	(0.00)
Bought THB Solid USD at 31.530000 11/05/2021	444,031	2,438	0.00	Bought EUR Solid USD at 0.832102 11/05/2021	1,015,949	(712)	(0.00)
Bought EUR Solid USD at 0.836038 24/06/2021	347,950	2,412	0.00	Bought AUD Solid USD at 1.287795 08/06/2021	116,844	(789)	(0.00)
Bought USD Solid KRW at 0.000899 07/05/2021	2,735,795	2,359	0.00	Bought IDR Solid USD at 14138.700006 04/05/2021	36,198	(768)	(0.00)
Bought EUR Solid USD at 0.839023 11/05/2021	245,728	2,352	0.00	Bought USD Solid JPY at 0.009118 11/05/2021	251,395	(795)	(0.00)
Bought THB Solid USD at 31.291000 11/05/2021	481,407	2,350	0.00	Bought EUR Solid GBP at 1.149100 11/05/2021	1,108,812	(798)	(0.00)
Bought PEN Solid USD at 0.811800 11/05/2021	291,596	2,318	0.00	Bought USD Solid RUB at 0.013315 07/05/2021	27,185	(837)	(0.00)
Bought USD Solid INR at 0.013646 07/05/2021	206,361	2,314	0.00	Bought IDR Solid USD at 14430.000006 07/05/2021	603,441	(837)	(0.00)
Bought USD Solid INR at 0.013512 07/05/2021	1,790,269	2,283	0.00	Bought EUR Solid USD at 0.827982 06/05/2021	224,406	(856)	(0.00)
Bought USD Solid GBP at 1.391169 06/05/2021	413,125	2,243	0.00	Bought CLP Solid USD at 708.660001 11/05/2021	402,917	(904)	(0.00)
Bought EUR Solid USD at 0.832511 11/05/2021	1,262,732	2,193	0.00	Bought USD Solid EUR at 1.294800 11/05/2021	331,772	(67)	(0.00)
Bought IDR Solid USD at 14543.999960 11/05/2021	283,104	2,101	0.00	Bought TRY Solid USD at 8.265947 11/05/2021	256,933	(1,059)	(0.00)
Bought USD Solid RUB at 0.013391 07/05/2021	287,653	2,064	0.00	Bought EUR Solid USD at 0.827974 11/05/2021	284,634	(1,060)	(0.00)
Bought USD Solid JPY at 0.009180 06/05/2021	554,733	2,050	0.00	Bought EUR Solid USD at 0.828402 06/05/2021	340,808	(1,128)	(0.00)
Bought USD Solid PLN at 0.021021 11/05/2021	664,835	2,036	0.00	Bought USD Solid EUR at 1.294800 11/05/2021	335,293	(1,167)	(0.00)
Bought HUF Solid USD at 308.738975 07/05/2021	62,754	2,004	0.00	Bought CAD Solid USD at 1.227862 08/06/2021	1,026,791	(1,286)	(0.00)
Bought GBP Solid EUR at 0.870164 11/05/2021	3,147,502	1,968	0.00	Bought GBP Solid USD at 0.721437 24/06/2021	805,076	(1,321)	(0.00)
Bought MYR Solid USD at 4.122500 11/05/2021	325,035	1,909	0.00	Bought USD Solid ZAR at 0.068614 11/05/2021	316,596	(1,351)	(0.00)
Bought USD Solid BRL at 0.184963 11/05/2021	661,654	1,889	0.00	Bought CZK Solid USD at 21.392400 11/05/2021	272,655	(1,373)	(0.00)
Bought ILS Solid USD at 3.290018 11/05/2021	124,738	1,879	0.00	Bought USD Solid CNY at 0.133637 11/05/2021	872	(1,424)	(0.00)
Bought USD Solid INR at 0.013681 07/05/2021	134,853	1,866	0.00	Bought INR Solid USD at 73.793000 04/05/2021	1,097,532	(1,466)	(0.00)
Bought USD Solid HKD at 0.128828 04/06/2021	3,985,656	1,770	0.				

	契約額等 (米ドル)	未実現(損)益 比率(%)	繰資産 比率(%)		契約額等 (米ドル)	未実現(損)益 比率(%)	繰資産 比率(%)
Bought USD Solid THB at 0.031830 07/05/2021	176,220	(1,564)	(0.00)	Bought USD Solid CNY at 0.152707 24/06/2021	751,361	(6,437)	(0.00)
Bought USD Solid CLP at 0.001360 07/05/2021	47,197	(1,601)	(0.00)	Bought USD Solid HKD at 0.128618 04/06/2021	5,529,807	(6,545)	(0.00)
Bought USD Solid MXN at 0.046111 11/05/2021	375,439	(1,459)	(0.00)	Bought USD Solid USD at 1413.5300 11/05/2021	337,330	(6,590)	(0.00)
Bought USD Solid RON at 0.245341 11/05/2021	550,514	(1,804)	(0.00)	Bought IDR Solid USD at 1.4431959998 11/05/2021	2,611,434	(6,632)	(0.00)
Bought USD Solid ILS at 0.306820 11/05/2021	341,125	(1,826)	(0.00)	Bought EUR Solid USD at 0.826654 11/05/2021	1,248,922	(6,654)	(0.00)
Bought AUD Solid USD at 1.295972 04/06/2021	1,348,608	(1,881)	(0.00)	Bought THB Solid USD at 0.8384620 14/06/2021	666,133	(6,652)	(0.00)
Bought USD Solid THB at 0.031875 11/05/2021	251,407	(1,891)	(0.00)	Bought USD Solid ZAR at 0.086716 11/05/2021	356,858	(6,678)	(0.00)
Bought USD Solid WAO at 0.245131 07/05/2021	299,833	(2,002)	(0.00)	Bought USD Solid PHP at 0.020411 07/05/2021	4,723,092	(6,682)	(0.00)
Bought JPY Solid USD at 108.904000 06/06/2021	556,920	(2,042)	(0.00)	Bought USD Solid KRW at 0.000896 07/05/2021	2,276,470	(6,755)	(0.00)
Bought USD Solid GBP at 1.374491 04/05/2021	516,409	(2,096)	(0.00)	Bought USD Solid BRL at 0.184074 11/05/2021	3,469,844	(6,814)	(0.00)
Bought USD Solid CAD at 0.792955 04/05/2021	86,042	(2,170)	(0.00)	Bought TWD Solid USD at 27.469900 11/05/2021	791,272	(6,838)	(0.00)
Bought USD Solid PLN at 0.250117 11/05/2021	94,845	(2,172)	(0.00)	Bought USD Solid EUR at 0.832011 11/05/2021	2,410,441	(6,852)	(0.00)
Bought USD Solid RUB at 0.015175 11/05/2021	248,182	(2,175)	(0.00)	Bought PEN Solid USD at 3.654100 11/05/2021	204,390	(6,898)	(0.00)
Bought KRW Solid USD at 1107.189999 07/05/2021	453,214	(2,240)	(0.00)	Bought INR Solid USD at 74.088000 07/05/2021	31,531,666	(6,967)	(0.00)
Bought USD Solid RUB at 0.015120 07/05/2021	175,210	(2,287)	(0.00)	Bought USD Solid RUB at 0.013079 11/05/2021	451,930	(7.132)	(0.00)
Bought USD Solid MXN at 0.047820 07/05/2021	65,298	(2,287)	(0.00)	Bought USD Solid USD at 0.00068 07/05/2021	535,651	(7.241)	(0.00)
Bought KRW Solid USD at 1107.190002 07/05/2021	465,722	(2,292)	(0.00)	Bought USD Solid CNY at 0.152010 11/05/2021	450,468	(7.270)	(0.00)
Bought CZK Solid USD at 21.329800 11/05/2021	289,550	(2,301)	(0.00)	Bought USD Solid TRY at 0.116245 07/05/2021	198,959	(7.303)	(0.00)
Bought USD Solid MYR at 0.242454 24/06/2021	545,588	(2,405)	(0.00)	Bought USD Solid CNY at 0.152182 11/05/2021	489,256	(7.555)	(0.00)
Bought HUF Solid USD at 290.710797 11/05/2021	160,931	(2,415)	(0.00)	Bought TWD Solid USD at 27.464800 11/05/2021	806,379	(7.575)	(0.00)
Bought USD Solid KRW at 0.000899 11/05/2021	244,086	(2,423)	(0.00)	Bought USD Solid EUR at 1.191828 11/05/2021	805,858	(7.639)	(0.00)
Bought MXN Solid USD at 20.004654 11/05/2021	266,000	(2,424)	(0.00)	Bought IDR Solid USD at 14290.999969 11/05/2021	676,776	(7.758)	(0.00)
Bought USD Solid MXN at 0.048617 07/05/2021	129,943	(2,461)	(0.00)	Bought EUR Solid USD at 0.825818 11/05/2021	1,243,918	(7.858)	(0.00)
Bought USD Solid INR at 0.013302 06/08/2021	2,777,874	(2,465)	(0.00)	Bought USD Solid CZK at 0.045159 11/05/2021	272,158	(7.909)	(0.00)
Bought USD Solid MYR at 0.241894 07/05/2021	285,994	(2,523)	(0.00)	Bought USD Solid MYR at 0.240298 07/05/2021	517,637	(7.990)	(0.00)
Bought RUB Solid USD at 76.056700 06/08/2021	1,573,577	(2,618)	(0.00)	Bought GBP Solid EUR at 0.868494 11/05/2021	6,205,987	(8.038)	(0.00)
Bought USD Solid MYR at 0.241319 11/05/2021	240,959	(2,644)	(0.00)	Bought EUR Solid USD at 0.826357 11/05/2021	1,427,527	(8.127)	(0.00)
Bought USD Solid MXN at 0.048402 07/05/2021	115,705	(2,695)	(0.00)	Bought EUR Solid USD at 0.828957 11/05/2021	3,174,729	(8.144)	(0.00)
Bought USD Solid CLP at 0.046111 11/05/2021	291,234	(2,715)	(0.00)	Bought USD Solid TWD at 0.046111 11/05/2021	1,352,623	(8.180)	(0.00)
Bought TWD Solid USD at 27.452000 06/08/2021	13,003,268	(2,718)	(0.00)	Bought USD Solid EUR at 1.195408 11/05/2021	1,255,490	(8.203)	(0.00)
Bought USD Solid CZK at 0.046145 11/05/2021	350,023	(2,766)	(0.00)	Bought USD Solid CLP at 0.001391 11/05/2021	709,323	(8.480)	(0.00)
Bought AUD Solid USD at 1.286741 11/05/2021	395,988	(2,779)	(0.00)	Bought INR Solid USD at 73.895000 04/05/2021	3,600,148	(8.627)	(0.00)
Bought COP Solid USD at 358.0000 07/05/2021	64,351	(2,827)	(0.00)	Bought USD Solid USD at 0.716480 07/05/2021	919,484	(8.657)	(0.00)
Bought COP Solid USD at 3639.720037 07/05/2021	99,569	(2,840)	(0.00)	Bought MYR Solid USD at 4.050000 11/05/2021	740,189	(8.982)	(0.00)
Bought USD Solid RUB at 0.015170 11/05/2021	326,702	(2,932)	(0.00)	Bought USD Solid HUF at 0.003235 11/05/2021	283,612	(9.125)	(0.00)
Bought COP Solid USD at 3700.749977 11/05/2021	244,693	(3,045)	(0.00)	Bought RUB Solid USD at 74.512000 11/05/2021	946,236	(9.511)	(0.00)
Bought USD Solid CLP at 0.001376 11/05/2021	145,345	(3,062)	(0.00)	Bought THB Solid USD at 0.830400 11/05/2021	269,687	(9.351)	(0.00)
Bought RUB Solid USD at 75.130041 11/05/2021	2,959,833	(3,138)	(0.00)	Bought USD Solid USD at 0.300184 11/05/2021	3,495,987	(9.498)	(0.00)
Bought USD Solid PEN at 0.262329 07/05/2021	401,838	(3,162)	(0.00)	Bought MYR Solid USD at 4.045500 11/05/2021	761,422	(9.833)	(0.00)
Bought USD Solid CAD at 0.794977 04/05/2021	140,220	(3,188)	(0.00)	Bought EUR Solid USD at 0.825190 11/05/2021	1,017,356	(10.157)	(0.00)
Bought USD Solid THB at 0.031739 11/05/2021	276,923	(3,254)	(0.00)	Bought JPY Solid USD at 108.874100 17/05/2021	2,520,669	(10.388)	(0.00)
Bought USD Solid CNY at 0.153611 11/05/2021	564,406	(3,254)	(0.00)	Bought INR Solid USD at 75.0180 07/05/2021	4,037,530	(10.521)	(0.00)
Bought USD Solid CNY at 0.153727 11/05/2021	654,684	(3,292)	(0.00)	Bought USD Solid PHP at 0.020459 04/05/2021	664,833	(10.531)	(0.00)
Bought USD Solid EUR at 1.175056 06/05/2021	141,582	(3,306)	(0.00)	Bought USD Solid ZAR at 0.064802 11/05/2021	347,629	(10.628)	(0.00)
Bought USD Solid SGD at 0.750071 11/05/2021	1,425,309	(3,391)	(0.00)	Bought RUB Solid USD at 74.546000 11/05/2021	1,161,125	(10.661)	(0.00)
Bought USD Solid CLP at 0.046111 11/05/2021	332,777	(3,395)	(0.00)	Bought USD Solid MXN at 0.046111 11/05/2021	292,394	(10.849)	(0.00)
Bought USD Solid HUF at 0.003259 11/05/2021	137,170	(3,418)	(0.00)	Bought USD Solid INR at 0.015484 07/05/2021	14,342,422	(10.951)	(0.00)
Bought USD Solid MYR at 0.242014 11/05/2021	422,501	(3,433)	(0.00)	Bought USD Solid MXN at 0.048957 07/05/2021	915,650	(11.026)	(0.00)
Bought USD Solid MYR at 0.242319 07/05/2021	480,139	(3,540)	(0.00)	Bought RUB Solid USD at 74.730000 07/05/2021	1,755,927	(11.216)	(0.00)
Bought USD Solid THB at 0.032024 06/08/2021	1,936,865	(3,507)	(0.00)	Bought RUB Solid USD at 74.920000 11/05/2021	2,575,807	(11.519)	(0.00)
Bought EUR Solid USD at 0.822611 07/05/2021	532,407	(3,521)	(0.00)	Bought COP Solid USD at 3742.499999 06/08/2021	2,035,680	(11.580)	(0.00)
Bought USD Solid KRW at 0.000888 24/06/2021	364,226	(3,541)	(0.00)	Bought USD Solid KRW at 0.000886 11/05/2021	860,374	(11.439)	(0.00)
Bought USD Solid THB at 0.031767 11/05/2021	356,824	(3,638)	(0.00)	Bought GBP Solid EUR at 0.859419 11/05/2021	980,066	(11.591)	(0.00)
Bought EUR Solid USD at 0.826311 08/06/2021	708,843	(3,648)	(0.00)	Bought TWD Solid USD at 27.424000 11/05/2021	1,133,653	(11.624)	(0.00)
Bought RUB Solid USD at 75.164411 11/05/2021	8,118,298	(3,701)	(0.00)	Bought USD Solid CZK at 0.046465 11/05/2021	638,353	(11.653)	(0.00)
Bought HKD Solid USD at 1.742688 04/04/2021	9,544,117	(3,741)	(0.00)	Bought KZT Solid USD at 424.749999 11/05/2021	844,846	(11.700)	(0.00)
Bought EUR Solid USD at 0.823009 11/05/2021	387,775	(3,760)	(0.00)	Bought USD Solid BRL at 0.176025 11/05/2021	256,860	(11.713)	(0.00)
Bought RUB Solid USD at 74.883538 11/05/2021	774,005	(3,779)	(0.00)	Bought PEN Solid USD at 3.653500 11/05/2021	344,888	(11.729)	(0.00)
Bought USD Solid EUR at 1.189489 11/05/2021	1,075,016	(3,862)	(0.00)	Bought USD Solid BRL at 0.179879 07/05/2021	462,080	(12.067)	(0.00)
Bought CZK Solid USD at 21.218180 11/05/2021	297,211	(3,905)	(0.00)	Bought PLN Solid USD at 3.776154 07/05/2021	5,117,008	(12.159)	(0.00)
Bought USD Solid PLN at 0.262040 11/05/2021	480,194	(3,917)	(0.00)	Bought PEN Solid USD at 3.706300 07/05/2021	615,202	(12.314)	(0.00)
Bought COP Solid USD at 3561.970045 07/05/2021	82,769	(3,946)	(0.00)	Bought EUR Solid USD at 0.829421 11/05/2021	6,238,313	(12.370)	(0.00)
Bought USD Solid CLP at 0.001380 11/05/2021	729,750	(3,991)	(0.00)	Bought USD Solid BRL at 0.178454 11/05/2021	382,164	(12.436)	(0.00)
Bought USD Solid CLP at 0.001376 11/05/2021	179,505	(4,016)	(0.00)	Bought PEN Solid USD at 3.656490 11/05/2021	372,212	(12.494)	(0.00)
Bought PHP Solid USD at 48.003000 04/05/2021	1,353,759	(4,072)	(0.00)	Bought USD Solid ZAR at 0.067184 24/06/2021	666,887	(12.562)	(0.00)
Bought USD Solid HUF at 0.003329 11/05/2021	999,791	(4,102)	(0.00)	Bought CLP Solid USD at 698.250001 07/05/2021	752,553	(12.698)	(0.00)
Bought USD Solid PLN at 0.257865 07/05/2021	175,457	(4,153)	(0.00)	Bought THB Solid USD at 29.901880 11/05/2021	320,535	(12.716)	(0.00)
Bought USD Solid CLP at 0.001380 11/05/2021	215,328	(4,234)	(0.00)	Bought TRY Solid USD at 8.232100 07/05/2021	1,973,717	(12.874)	(0.00)
Bought GBP Solid USD at 0.714540 06/05/2021	580,594	(4,309)	(0.00)	Bought COP Solid USD at 3655.649992 11/05/2021	530,218	(12.979)	(0.00)
Bought PEN Solid USD at 3.750100 07/05/2021	532,205	(4,489)	(0.00)	Bought USD Solid IDR at 0.000688 11/05/2021	894,507	(13.153)	(0.00)
Bought EUR Solid GBP at 1.136537 11/05/2021	381,332	(4,507)	(0.00)	Bought USD Solid HUF at 0.003255 07/05/2021	414,926	(13.396)	(0.00)
Bought EUR Solid USD at 0.822611 07/05/2021	1,592,300	(4,510)	(0.00)	Bought USD Solid ZAR at 0.067456 11/05/2021	495,139	(13.421)	(0.00)
Bought PEN Solid USD at 3.722600 07/05/2021	289,900	(4,555)	(0.00)	Bought USD Solid MXN at 0.048083 24/06/2021	555,711	(13.493)	(0.00)
Bought MYR Solid USD at 4.042000 11/05/2021	332,751	(4,581)	(0.00)	Bought USD Solid BRL at 0.182495 11/05/2021	1,304,672	(13.730)	(0.00)
Bought USD Solid BRL at 0.182582 11/05/2021	459,894	(4,624)	(0.00)	Bought USD Solid AUD at 0.760116 04/06/2021	919,942	(13.884)	(0.00)
Bought EUR Solid GBP at 1.144641 11/05/2021	1,058,871	(4,680)	(0.00)	Bought USD Solid CNY at 0.152634 11/05/2021	1,947,794	(13.947)	(0.00)
Bought USD Solid ILS at 0.307227 07/05/2021	1,197,960	(4,789)	(0.00)	Bought PEN Solid USD at 3.630200 07/05/2021	327,563	(14.005)	(0.00)
Bought USD Solid CZK at 0.045786 24/06/2021	306,545	(4,791)	(0.00)	Bought TRY Solid USD at 7.477778 07/05/2021	14,4319	(14.079)	(0.00)
Bought EUR Solid USD at 0.820806 11/05/2021	389,198	(4,806)	(0.00)	Bought USD Solid RUB at 0.013081 11/05/2021	902,011	(14.089)	(0.00)
Bought TRY Solid USD at 7.716089 11/05/2021	68,296	(4,878)	(0.00)	Bought USD Solid ZAR at 0.086738 11/05/2021	615,458	(14.113)	(0.00)
Bought RON Solid USD at 4.051500 11/05/2021	450,000	(4,884)	(0.00)	Bought INR Solid USD at 73.090000 07/05/2021	1,044,080	(14.165)	(0.00)
Bought BRL Solid USD at 5.388500 11/05/2021	643,887	(4,920)	(0.00)	Bought USD Solid IDR at 0.00068 30/04/2021	2,337,524	(14.508)	(0.00)
Bought ZAR Solid USD at 14.404783 07/05/2021	722,450	(4,929)	(0.00)	Bought USD Solid PHP at 0.020700 07/05/2021	5,138,637	(14.540)	(0.00)
Bought INR Solid USD at 73.353700 11/05/2021	466,661	(5,106)	(0.00)	Bought USD Solid PLN at 0.258325 11/05/2021	673,946	(14.974)	(0.00)
Bought INR Solid USD at 74.026500 11/05/2021	5,698,885	(5,113)	(0.00)	Bought EUR Solid USD at 0.828893 11/05/2021	5,542,983	(15.262)	(0.00)
Bought THB Solid USD at 31.055000 24/06/2021	1,481,199	(5,333)	(0.00)	Bought MYR Solid USD at 4.046600 11/05/2021	1,915,028	(15.152)	(0.00)
Bought USD Solid PLN at 0.259982 24/06/2021	332,206	(5,379)	(0.00)	Bought USD Solid CNY at 0.153096 11/05/2021	1,669,268	(15.213)	(0.00)
Bought IDR Solid USD at 1420.100035 11/05/2021	352,260	(5,522)	(0.00)	Bought USD Solid MXN at 0.046111 11/05/2021	700,962	(15.216)	(0.00)
Bought EUR Solid USD at 0.822611 11/05/2021	5,456,311	(5,536)	(0.00)	Bought EUR Solid USD at 0.177599 11/05/2021	440,794	(15.384)	(0.00)
Bought AUD Solid USD at 1.289618 04/06/2021	1,218,965	(5,753)	(0.00)	Bought JPY Solid USD at 108.759700 11/05/2021	2,964,396	(15.442)	(0.00)
Bought USD Solid PLN at 0.258579 07/05/2021	271,845	(5,774)	(0.00)	Bought EUR Solid GBP at 1.137466 11/05/2021	1,426,701	(15.535)	(0.00)
Bought RUB Solid USD at 74.597100 11/05/2021	673,867	(5,855)	(0.00)	Bought COP Solid USD at 3742.250001 06/08/2021	2,795,651	(15.556)	(0.00)
Bought PEN Solid USD at 3.734320 11/05/2021	475,040	(5,956)	(0.00)	Bought IDR Solid USD at 1412.000006 11/05/2021	672,169	(15.565)	(0.00)
Bought MYR Solid USD at 4.080000 11/05/2021	1,368,523	(6,133)	(0.00)	Bought USD Solid RUB at 0.012878 11/05/			

	契約額等 (米ドル)	未実現(損)益 比率(%)	繰上償 比率(%)		契約額等 (米ドル)	未実現(損)益 比率(%)	繰上償 比率(%)
Bought USD Solid KRW at 0.000895 11/05/2021	4,357,792	(15,834)	(0.00)	Bought EUR Solid USD at 0.823245 11/05/2021	6,007,325	(56,551)	(0.00)
Bought MXN Solid USD at 20.095527 07/05/2021	3,752,508	(15,970)	(0.00)	Bought COP Solid USD at 3643.089998 07/05/2021	2,111,680	(58,538)	(0.00)
Bought CLP Solid USD at 79.299999 07/05/2021	3,429,539	(16,011)	(0.00)	Bought USD Solid ZAR at 0.021922 07/05/2021	3,958,650	(59,771)	(0.00)
Bought TRY Solid USD at 7.430001 07/05/2021	160,827	(16,417)	(0.00)	Bought KRW Solid USD at 1110.580000 11/05/2021	25,241,260	(58,987)	(0.00)
Bought PEN Solid USD at 3.654120 11/05/2021	492,766	(16,628)	(0.00)	Bought IDR Solid USD at 14301.499995 07/05/2021	5,892,545	(60,569)	(0.00)
Bought USD Solid CLP at 0.001354 11/05/2021	432,990	(16,674)	(0.00)	Bought RUB Solid USD at 74.615000 07/05/2021	7,735,123	(61,218)	(0.00)
Bought IDR Solid USD at 14124.999999 11/05/2021	728,536	(16,717)	(0.00)	Bought IDR Solid USD at 4056500.00 07/05/2021	6,029,167	(61,974)	(0.00)
Bought USD Solid EUR at 1.142511 11/05/2021	2,629,901	(17,251)	(0.00)	Bought GBP Solid EUR at 0.837899 07/05/2021	42,668,513	(62,398)	(0.00)
Bought USD Solid CLP at 0.001375 11/05/2021	735,341	(17,138)	(0.00)	Bought USD Solid BRL at 0.182912 11/05/2021	7,654,865	(63,242)	(0.00)
Bought CLP Solid USD at 698.250000 07/05/2021	1,016,495	(17,152)	(0.00)	Bought USD Solid AUD at 0.574567 11/05/2021	3,486,006	(64,231)	(0.00)
Bought HUF Solid USD at 296.365900 11/05/2021	1,816,515	(17,209)	(0.00)	Bought MYR Solid USD at 4.056500 11/05/2021	3,919,567	(65,385)	(0.00)
Bought USD Solid INR at 0.019247 07/05/2021	1,785,449	(17,599)	(0.00)	Bought USD Solid EUR at 0.042084 04/06/2021	1,364,469	(66,248)	(0.00)
Bought USD Solid EUR at 1.178513 11/05/2021	849,491	(17,478)	(0.00)	Bought GBP Solid USD at 0.717419 04/06/2021	9,008,687	(65,480)	(0.00)
Bought USD Solid CLP at 0.001369 11/05/2021	630,409	(17,597)	(0.00)	Bought USD Solid BRL at 0.197799 04/06/2021	2,876,988	(67,050)	(0.00)
Bought USD Solid CHF at 0.003336 07/05/2021	9,135,768	(17,605)	(0.00)	Bought TWD Solid USD at 27.706500 07/05/2021	8,816,267	(68,425)	(0.00)
Bought USD Solid BRL at 0.173501 07/05/2021	294,795	(17,884)	(0.00)	Bought USD Solid USD at 0.287725 07/05/2021	2,810,058	(68,766)	(0.00)
Bought USD Solid CLP at 0.001194 07/05/2021	1,768,189	(18,137)	(0.00)	Bought USD Solid ILS at 0.300707 07/05/2021	2,768,174	(69,581)	(0.00)
Bought TRY Solid USD at 7.859445 07/05/2021	357,670	(18,418)	(0.00)	Bought COP Solid USD at 3643.100001 07/05/2021	2,545,967	(70,274)	(0.00)
Bought USD Solid KRW at 0.000877 07/05/2021	788,399	(18,685)	(0.00)	Bought USD Solid RUB at 27.641500 07/05/2021	3,719,165	(70,542)	(0.00)
Bought USD Solid TRY at 0.113504 24/06/2021	518,739	(18,704)	(0.00)	Bought EUR Solid USD at 0.829776 11/05/2021	45,748,939	(71,168)	(0.00)
Bought USD Solid PHP at 0.020534 07/05/2021	1,862,210	(19,970)	(0.00)	Bought COP Solid USD at 3643.100000 07/05/2021	2,579,916	(71,267)	(0.00)
Bought USD Solid MXN at 0.049057 07/05/2021	2,007,543	(20,188)	(0.00)	Bought USD Solid IDR at 0.000069 11/05/2021	12,355,551	(71,706)	(0.00)
Bought USD Solid MXN at 0.049417 07/05/2021	7,332,087	(20,505)	(0.00)	Bought TWD Solid USD at 27.641500 07/05/2021	7,601,807	(76,695)	(0.00)
Bought PEN Solid USD at 3.656600 11/05/2021	549,351	(21,082)	(0.00)	Bought COP Solid USD at 3643.089999 07/05/2021	2,780,584	(76,818)	(0.00)
Bought COP Solid USD at 3643.500000 07/05/2021	953,350	(21,144)	(0.00)	Bought EUR Solid USD at 0.822162 11/05/2021	7,230,954	(77,315)	(0.00)
Bought MXN Solid USD at 19.936552 07/05/2021	1,763,083	(21,218)	(0.00)	Bought THB Solid USD at 30.575000 11/05/2021	6,332,891	(77,695)	(0.00)
Bought TRY Solid USD at 7.858335 11/05/2021	404,123	(21,446)	(0.00)	Bought USD Solid BRL at 0.175587 11/05/2021	1,635,416	(78,367)	(0.00)
Bought MYR Solid USD at 4.054500 11/05/2021	2,026,726	(21,722)	(0.00)	Bought USD Solid CLP at 0.001401 11/05/2021	15,713,507	(79,031)	(0.00)
Bought USD Solid KRW at 0.000895 11/05/2021	10,440,641	(22,110)	(0.00)	Bought EUR Solid USD at 0.177880 04/06/2021	10,021,175	(80,217)	(0.00)
Bought INR Solid USD at 73.890000 11/05/2021	6,488,783	(22,571)	(0.00)	Bought EUR Solid GBP at 1.139917 11/05/2021	9,675,247	(83,852)	(0.00)
Bought USD Solid KRW at 0.000885 07/05/2021	1,455,407	(22,659)	(0.00)	Bought USD Solid ZAR at 0.065307 11/05/2021	1,661,907	(86,860)	(0.00)
Bought USD Solid MXN at 0.048005 11/05/2021	737,847	(22,754)	(0.00)	Bought USD Solid HUF at 0.003302 07/05/2021	7,284,740	(87,675)	(0.00)
Bought USD Solid BRL at 0.173501 07/05/2021	1,112,801	(23,064)	(0.00)	Bought USD Solid EUR at 0.829492 11/05/2021	46,463,736	(89,980)	(0.00)
Bought USD Solid THB at 0.031821 07/05/2021	2,540,631	(23,271)	(0.00)	Bought USD Solid PHP at 0.020433 07/05/2021	6,170,689	(96,756)	(0.00)
Bought TRY Solid USD at 7.470250 11/05/2021	256,629	(23,734)	(0.00)	Bought USD Solid ZAR at 0.067180 07/05/2021	3,904,414	(100,111)	(0.00)
Bought HUF Solid USD at 297.324200 07/05/2021	3,833,802	(23,811)	(0.00)	Bought IDR Solid USD at 14188.499994 11/05/2021	5,626,645	(100,681)	(0.00)
Bought USD Solid ZAR at 0.064136 07/05/2021	341,789	(23,852)	(0.00)	Bought MYR Solid USD at 4.036900 07/05/2021	10,032,447	(103,714)	(0.00)
Bought USD Solid MXN at 0.049247 07/05/2021	3,835,619	(23,857)	(0.00)	Bought USD Solid AUD at 0.705844 04/06/2021	105,988,696	(105,433)	(0.00)
Bought USD Solid EUR at 1.201179 11/05/2021	13,978,000	(24,294)	(0.00)	Bought PLN Solid USD at 3.753400 11/05/2021	12,736,089	(106,593)	(0.00)
Bought EUR Solid GBP at 1.134447 11/05/2021	1,813,646	(24,416)	(0.00)	Bought RUB Solid USD at 74.461000 04/06/2021	7,988,007	(109,055)	(0.00)
Bought THB Solid USD at 30.400740 11/05/2021	1,038,068	(24,612)	(0.00)	Bought USD Solid BRL at 0.178753 11/05/2021	3,816,320	(118,009)	(0.00)
Bought EUR Solid GBP at 1.139114 11/05/2021	2,618,227	(24,619)	(0.00)	Bought GBP Solid USD at 0.829992 11/05/2021	1,731,910	(120,281)	(0.00)
Bought PLN Solid USD at 3.773679 08/05/2021	9,733,501	(24,848)	(0.00)	Bought USD Solid IDR at 0.000069 07/05/2021	16,558,502	(120,809)	(0.00)
Bought EUR Solid USD at 0.826710 11/05/2021	4,916,816	(25,783)	(0.00)	Bought USD Solid EUR at 1.191346 11/05/2021	12,469,594	(123,573)	(0.00)
Bought USD Solid MXN at 0.049276 07/05/2021	4,628,068	(26,133)	(0.00)	Bought RUB Solid USD at 73.195000 07/05/2021	4,762,920	(129,859)	(0.00)
Bought USD Solid BRL at 0.173501 07/05/2021	624,201	(26,392)	(0.00)	Bought USD Solid ZAR at 0.067180 07/05/2021	10,807,924	(130,874)	(0.00)
Bought USD Solid ILS at 0.303221 07/05/2021	1,554,922	(26,413)	(0.00)	Bought PLN Solid USD at 3.733100 07/05/2021	9,834,801	(131,109)	(0.00)
Bought COP Solid USD at 3643.901993 11/05/2021	703,539	(26,937)	(0.00)	Bought USD Solid GBP at 1.365147 11/05/2021	10,100,535	(135,239)	(0.00)
Bought IDR Solid USD at 14190.000009 11/05/2021	1,464,683	(27,022)	(0.00)	Bought USD Solid PHP at 0.020663 07/05/2021	29,358,756	(135,520)	(0.00)
Bought USD Solid MXN at 0.048643 11/05/2021	1,506,129	(27,062)	(0.00)	Bought INR Solid USD at 73.580000 07/05/2021	19,271,451	(136,516)	(0.00)
Bought USD Solid EUR at 1.197875 11/05/2021	5,566,185	(27,437)	(0.00)	Bought USD Solid INR at 0.014447 11/05/2021	6,590,349	(136,963)	(0.00)
Bought COP Solid USD at 3621.619997 11/05/2021	839,706	(28,180)	(0.00)	Bought USD Solid EUR at 1.170569 11/05/2021	5,987,229	(140,574)	(0.00)
Bought PLN Solid USD at 3.687429 07/05/2021	1,099,432	(28,383)	(0.00)	Bought USD Solid PLN at 0.229513 07/05/2021	14,657,007	(146,507)	(0.00)
Bought COP Solid USD at 3581.999995 07/05/2021	661,218	(29,049)	(0.00)	Bought USD Solid CLP at 0.001353 07/05/2021	3,792,454	(146,930)	(0.00)
Bought USD Solid EUR at 1.197875 11/05/2021	6,628,315	(30,215)	(0.00)	Bought EUR Solid USD at 0.816447 11/05/2021	6,482,487	(149,239)	(0.00)
Bought USD Solid EUR at 1.192245 11/05/2021	3,521,886	(30,443)	(0.00)	Bought USD Solid RUB at 0.013028 07/05/2021	7,719,227	(155,529)	(0.00)
Bought PLN Solid USD at 3.702161 11/05/2021	1,399,109	(30,647)	(0.00)	Bought USD Solid BRL at 0.176274 04/06/2021	3,762,357	(159,235)	(0.00)
Bought COP Solid USD at 3643.499999 07/05/2021	1,398,162	(31,010)	(0.00)	Bought USD Solid RUB at 0.013054 11/05/2021	9,276,891	(178,111)	(0.00)
Bought USD Solid ZAR at 0.067289 11/05/2021	1,363,994	(32,046)	(0.00)	Bought USD Solid ZAR at 0.064753 07/05/2021	3,080,532	(188,300)	(0.00)
Bought USD Solid KRW at 0.000896 11/05/2021	11,516,975	(32,938)	(0.00)	Bought USD Solid CLP at 0.001388 11/05/2021	13,174,971	(190,439)	(0.00)
Bought MYR Solid USD at 4.064500 11/05/2021	4,040,820	(32,957)	(0.00)	Bought BRL Solid USD at 5.341500 11/05/2021	14,276,414	(211,785)	(0.00)
Bought USD Solid BRL at 0.175291 11/05/2021	665,880	(33,017)	(0.00)	Bought COP Solid USD at 3586.100000 07/05/2021	4,766,689	(212,761)	(0.00)
Bought MYR Solid USD at 4.095500 08/05/2021	12,873,732	(33,866)	(0.00)	Bought EUR Solid USD at 0.829591 11/05/2021	35,490,513	(212,720)	(0.00)
Bought THB Solid USD at 30.539000 11/05/2021	1,789,357	(34,479)	(0.00)	Bought EUR Solid CLP at 0.001370 11/05/2021	8,016,824	(217,595)	(0.00)
Bought IDR Solid USD at 14210.000009 11/05/2021	2,056,940	(34,762)	(0.00)	Bought USD Solid BRL at 0.177693 04/06/2021	4,622,328	(222,426)	(0.00)
Bought COP Solid USD at 3643.960006 11/05/2021	1,307,689	(36,090)	(0.00)	Bought USD Solid PLN at 0.259885 11/05/2021	13,688,110	(223,299)	(0.00)
Bought USD Solid CNY at 0.153898 04/06/2021	16,208,356	(36,160)	(0.00)	Bought COP Solid USD at 3586.099999 07/05/2021	5,229,495	(224,019)	(0.00)
Bought RON Solid USD at 0.023840 07/05/2021	2,067,124	(36,410)	(0.00)	Bought USD Solid PHP at 0.020035 07/05/2021	18,235,885	(224,557)	(0.00)
Bought USD Solid PHP at 0.020402 07/05/2021	1,235,182	(36,439)	(0.00)	Bought USD Solid ZAR at 0.067154 07/05/2021	8,655,757	(225,225)	(0.00)
Bought COP Solid USD at 3654.999998 11/05/2021	1,488,800	(36,702)	(0.00)	Bought SEK Solid USD at 8.206530 11/05/2021	7,959,514	(230,051)	(0.00)
Bought USD Solid GBP at 1.371945 11/05/2021	4,546,403	(36,841)	(0.00)	Bought USD Solid THB at 0.031562 07/05/2021	14,262,815	(235,719)	(0.00)
Bought USD Solid BRL at 0.173501 07/05/2021	41,289,701	(36,998)	(0.00)	Bought EUR Solid PLN at 0.173822 07/05/2021	6,257,741	(239,991)	(0.00)
Bought USD Solid PEN at 0.263715 06/08/2021	12,862,691	(37,502)	(0.00)	Bought USD Solid KRW at 0.000889 07/05/2021	23,645,800	(248,904)	(0.00)
Bought USD Solid GBP at 1.374759 06/05/2021	5,852,286	(37,633)	(0.00)	Bought USD Solid PLN at 0.252172 07/05/2021	6,029,544	(274,295)	(0.00)
Bought PEN Solid USD at 3.637000 11/05/2021	1,015,107	(38,850)	(0.00)	Bought PLN Solid USD at 3.695005 07/05/2021	12,025,050	(286,528)	(0.00)
Bought COP Solid USD at 3643.099999 07/05/2021	1,604,494	(40,494)	(0.00)	Bought EUR Solid BRL at 0.182912 07/05/2021	12,753,014	(295,207)	(0.00)
Bought USD Solid HUF at 0.003323 07/05/2021	1,519,546	(40,766)	(0.00)	Bought EUR Solid USD at 0.572855 11/05/2021	19,280,683	(312,018)	(0.00)
Bought USD Solid EUR at 1.199758 11/05/2021	14,035,205	(40,969)	(0.00)	Bought USD Solid CLP at 0.001373 11/05/2021	13,048,972	(325,967)	(0.00)
Bought USD Solid ILS at 0.306716 07/05/2021	7,307,397	(41,329)	(0.00)	Bought JPY Solid EUR at 126.549000 11/05/2021	8,796,320	(334,583)	(0.00)
Bought USD Solid BRL at 0.182050 11/05/2021	3,245,230	(41,786)	(0.00)	Bought THB Solid USD at 30.064000 07/05/2021	10,835,257	(337,879)	(0.00)
Bought USD Solid MXN at 0.048759 11/05/2021	974,097	(43,019)	(0.00)	Bought TRY Solid USD at 7.487500 11/05/2021	4,476,616	(439,924)	(0.00)
Bought IDR Solid USD at 14024.999990 11/05/2021	1,448,746	(43,264)	(0.00)	Bought USD Solid HUF at 0.003326 11/05/2021	12,835,428	(445,923)	(0.00)
Bought USD Solid BRL at 0.177636 11/05/2021	1,663,802	(43,298)	(0.00)	Bought MYR Solid USD at 4.033500 07/05/2021	29,947,713	(466,095)	(0.00)
Bought CHF Solid USD at 0.903559 11/05/2021	4,406,533	(43,796)	(0.00)	Bought THB Solid USD at 30.323200 07/05/2021	18,450,749	(482,894)	(0.00)
Bought GBP Solid EUR at 0.829999 11/05/2021	7,552,391	(43,824)	(0.00)	Bought USD Solid ZAR at 0.064753 07/05/2021	6,011,803	(505,299)	(0.00)
Bought HUF Solid USD at 298.079600 07/05/2021	12,371,746	(45,601)	(0.00)	Bought TRY Solid USD at 7.535500 11/05/2021	6,172,010	(570,714)	(0.00)
Bought COP Solid USD at 3492.500011 11/05/2021	680,403	(46,278)	(0.00)	Bought EUR Solid GBP at 1.128715 11/05/2021	32,314,050	(596,086)	(0.01)
Bought USD Solid MXN at 0.048344 07/05/2021	1,944,320	(47,551)	(0.00)	Bought TRY Solid GBP at 1.132300 11/05/2021	41,160,477	(630,950)	(0.01)
Bought COP Solid CLP at 0.003499 07/05/2021	811,891	(47,747)	(0.00)	Bought EUR Solid GBP at 1.132137 11/05/2021	41,483,709	(640,993)	(0.01)
Bought PEN Solid USD at 3.651110 11/05/2021	1,389,357	(47,989)	(0.00)	Bought TRY Solid USD at 7.414500 11/05/2021	6,297,633	(673,953)	(0.01)
Bought USD Solid MXN at 0.046171 11/05/20							

	契約額等 (米ドル)	未実現(損)益 比率(%)	繰資産 比率(%)
Bought PEN Solid USD at 3.640500 11/05/2021	41,807,294	(1,561,541) (0.02)	
Bought USD Solid CHF at 1.075890 04/06/2021	85,577,719	(1,566,386) (0.02)	
Bought USD Solid CNY at 0.152450 34/05/2021	254,030,349	(2,946,770) (0.01)	
Bought USD Solid EUR at 1.191555 04/06/2021	491,462,554	(5,022,439) (0.01)	
Bought USD Solid EUR at 1.191500 04/06/2021	491,462,554	(5,126,540) (0.05)	
Bought USD Solid EUR at 1.191195 04/06/2021	491,462,554	(5,169,405) (0.05)	
Bought USD Solid EUR at 1.191010 04/06/2021	491,462,554	(5,244,930) (0.05)	
		(23,786,695) (0.02)	

A-ACC Shares (CZK) (CZK/USD hedged)

Bought CZK Solid USD at 21.485400 25/05/2021	105,764,403	(73,029) (0.00)	
		(73,029) (0.00)	

A-ACC Shares (EUR) (hedged)

Bought USD Solid JPY at 0.009756 25/05/2021	80,287,628	949,436 0.01	
Bought USD Solid COP at 0.000275 25/05/2021	2,851,141	91,777 0.00	
Bought USD Solid JPY at 0.009178 25/05/2021	15,545,945	44,888 0.00	
Bought USD Solid SEK at 0.118855 25/05/2021	8,128,819	33,551 0.00	
Bought USD Solid ZAR at 0.069744 25/05/2021	1,320,156	18,700 0.00	
Bought USD Solid MXN at 0.049920 25/05/2021	1,452,592	13,690 0.00	
Bought USD Solid SGD at 0.752744 25/05/2021	9,832,006	12,078 0.00	
Bought HUF Solid USD at 301.064430 25/05/2021	1,087,817	6,545 0.00	
Bought USD Solid CLP at 0.001426 25/05/2021	357,958	4,717 0.00	
Bought USD Solid DKK at 0.162076 25/05/2021	2,253,961	3,533 0.00	
Bought USD Solid MXN at 0.049744 25/05/2021	208,670	1,519 0.00	
Bought USD Solid CZK at 0.046596 25/05/2021	706,303	3,505 0.00	
Bought ILS Solid USD at 3.262274 25/05/2021	107,440	693 0.00	
Bought IDR Solid USD at 14491.000056 25/05/2021	617,905	471 0.00	
Bought USD Solid PLN at 0.264086 25/05/2021	2,542,594	(12,719) (0.00)	
Bought USD Solid PHP at 0.020604 25/05/2021	269,685	(1,250) (0.00)	
Bought USD Solid PHP at 0.020560 25/05/2021	193,833	(1,311) (0.00)	
Bought USD Solid MYR at 0.243516 25/05/2021	2,737,170	(2,675) (0.00)	
Bought USD Solid HUF at 0.035335 25/05/2021	1,380,589	(2,710) (0.00)	
Bought USD Solid THB at 0.032012 25/05/2021	1,075,260	(3,503) (0.00)	
Bought KRW Solid USD at 1109.300003 25/05/2021	1,372,236	(6,682) (0.00)	
Bought USD Solid THB at 0.031847 25/05/2021	1,630,724	(13,596) (0.00)	
Bought USD Solid TRY at 0.118778 25/05/2021	2,098,855	(14,019) (0.00)	
Bought USD Solid KRW at 0.008096 25/05/2021	13,850,466	(15,458) (0.00)	
Bought USD Solid NOK at 0.120137 25/05/2021	6,852,063	(16,761) (0.00)	
Bought USD Solid IDR at 0.000068 25/05/2021	3,441,807	(28,768) (0.00)	
Bought USD Solid INR at 0.013278 25/05/2021	2,293,680	(51,009) (0.00)	
Bought USD Solid TWD at 0.035735 25/05/2021	12,741,751	(64,530) (0.00)	
Bought USD Solid CAD at 0.800473 25/05/2021	5,918,611	(94,773) (0.00)	
Bought USD Solid CNY at 0.153768 25/05/2021	28,387,182	(107,232) (0.00)	
Bought USD Solid BRL at 0.180896 25/05/2021	9,628,721	(175,904) (0.00)	
Bought USD Solid RUB at 0.031017 25/05/2021	11,859,942	(220,802) (0.00)	
Bought EUR Solid USD at 0.829011 25/05/2021	365,471,564	(801,381) (0.01)	
Bought EUR Solid USD at 0.829011 25/05/2021	385,973,760	(818,239) (0.01)	
Bought EUR Solid USD at 0.828979 25/05/2021	375,953,930	(834,519) (0.01)	
		(7,061,296) (0.02)	

A-ACC Shares (HUF) (hedged)

Bought HUF Solid USD at 301.064430 25/05/2021	37,059,944	222,988 0.00	
Bought USD Solid JPY at 0.009256 25/05/2021	2,562,197	30,299 0.00	
Bought USD Solid COP at 0.000275 25/05/2021	91,179	2,929 0.00	
Bought USD Solid JPY at 0.009178 25/05/2021	1,401,280	1,560 0.00	
Bought USD Solid SEK at 0.118855 25/05/2021	259,416	1,071 0.00	
Bought USD Solid ZAR at 0.069744 25/05/2021	42,128	597 0.00	
Bought USD Solid MXN at 0.049920 25/05/2021	46,358	437 0.00	
Bought USD Solid SGD at 0.752744 25/05/2021	513,735	385 0.00	
Bought USD Solid EUR at 1.205871 25/05/2021	1,368,155	293 0.00	
Bought USD Solid EUR at 1.207489 25/05/2021	75,180	256 0.00	
Bought USD Solid DKK at 0.162076 25/05/2021	71,936	106 0.00	
Bought USD Solid CZK at 0.046596 25/05/2021	22,539	42 0.00	
Bought USD Solid MXN at 0.049744 25/05/2021	6,271	40 0.00	
Bought IDR Solid USD at 14490.997686 25/05/2021	20,454	16 0.00	
Bought USD Solid PLN at 0.264086 25/05/2021	81,140	(39) (0.00)	
Bought USD Solid MYR at 0.243516 25/05/2021	87,362	(85) (0.00)	
Bought USD Solid THB at 0.032012 25/05/2021	35,723	(104) (0.00)	
Bought KRW Solid USD at 1109.299921 25/05/2021	40,845	(42) (0.00)	
Bought USD Solid THB at 0.031847 25/05/2021	52,042	(428) (0.00)	
Bought USD Solid TRY at 0.118778 25/05/2021	66,975	(447) (0.00)	
Bought USD Solid KRW at 0.008096 25/05/2021	426,050	(493) (0.00)	
Bought USD Solid NOK at 0.120137 25/05/2021	218,648	(1,355) (0.00)	
Bought USD Solid IDR at 0.000068 25/05/2021	109,837	(918) (0.00)	
Bought USD Solid INR at 0.013278 25/05/2021	75,198	(990) (0.00)	
Bought USD Solid TWD at 0.035735 25/05/2021	406,622	(1,734) (0.00)	
Bought USD Solid CAD at 0.800473 25/05/2021	188,894	(5,025) (0.00)	
Bought USD Solid CNY at 0.153768 25/05/2021	905,918	(5,422) (0.00)	
Bought USD Solid BRL at 0.180896 25/05/2021	307,284	(5,550) (0.00)	
Bought USD Solid RUB at 0.031017 25/05/2021	378,484	(7,046) (0.00)	
		235,755 0.00	

A-ACC Shares (JPY) (hedged)

Bought USD Solid COP at 0.000275 25/05/2021	32,111	1,031 0.00	
Bought USD Solid SEK at 0.118855 25/05/2021	91,352	377 0.00	
Bought USD Solid SGD at 0.752744 25/05/2021	110,518	136 0.00	
Bought USD Solid EUR at 1.203760 25/05/2021	478,315	99 0.00	
Bought USD Solid DKK at 0.162076 25/05/2021	25,327	37 0.00	
Bought IDR Solid USD at 14491.002720 25/05/2021	7,585	6 0.00	
Bought USD Solid PLN at 0.264086 25/05/2021	28,588	(14) (0.00)	
Bought USD Solid MYR at 0.243516 25/05/2021	30,762	(30) (0.00)	
Bought KRW Solid USD at 1109.300003 25/05/2021	17,303	(84) (0.00)	
Bought USD Solid THB at 0.032012 25/05/2021	29,240	(90) (0.00)	
Bought USD Solid TRY at 0.118778 25/05/2021	23,592	(158) (0.00)	
Bought USD Solid KRW at 0.008096 25/05/2021	150,042	(174) (0.00)	

	契約額等 (米ドル)	未実現(損)益 比率(%)	繰資産 比率(%)
Bought USD Solid NOK at 0.120137 25/05/2021	77,004	(188) (0.00)	
Bought USD Solid IDR at 0.000068 25/05/2021	38,681	(523) (0.00)	
Bought USD Solid INR at 0.013278 25/05/2021	25,718	(549) (0.00)	
Bought USD Solid TWD at 0.035735 25/05/2021	143,399	(611) (0.00)	
Bought USD Solid CAD at 0.800473 25/05/2021	66,544	(1,066) (0.00)	
Bought USD Solid CNY at 0.153768 25/05/2021	319,028	(1,205) (0.00)	
Bought USD Solid BRL at 0.180896 25/05/2021	102,213	(1,954) (0.00)	
Bought USD Solid RUB at 0.031017 25/05/2021	153,290	(2,482) (0.00)	
Bought JPY Solid USD at 108.039990 25/05/2021	12,145,982	(141,953) (0.00)	
		(149,053) (0.00)	

A-ACC Shares (PLN) (PLN/USD hedged)

Bought PLN Solid USD at 3.786646 25/05/2021	51,264,581	14,952 0.00	
		14,952 0.00	

A-ACC Shares (SEK/USD) (hedged)

Bought SEK Solid USD at 8.415007 25/05/2021	118,645	(488) (0.00)	
		(488) (0.00)	

A-ACC Shares (USD) (hedged)

Bought USD Solid JPY at 0.009256 25/05/2021	7,281,450	86,106 0.00	
Bought USD Solid COP at 0.000275 25/05/2021	259,119	8,323 0.00	
Bought USD Solid JPY at 0.009178 25/05/2021	1,222,622	4,052 0.00	
Bought USD Solid SEK at 0.118855 25/05/2021	737,218	3,043 0.00	
Bought USD Solid ZAR at 0.069744 25/05/2021	119,729	1,696 0.00	
Bought USD Solid INR at 0.013278 25/05/2021	153,740	1,242 0.00	
Bought USD Solid SGD at 0.752744 25/05/2021	891,659	1,095 0.00	
Bought USD Solid EUR at 1.207489 25/05/2021	235,065	757 0.00	
Bought USD Solid EUR at 1.203760 25/05/2021	3,859,740	478 0.00	
Bought USD Solid CLP at 0.001426 25/05/2021	52,464	428 0.00	
Bought USD Solid DKK at 0.162076 25/05/2021	204,416	302 0.00	
Bought USD Solid MXN at 0.049766 25/05/2021	18,822	119 0.00	
Bought USD Solid CZK at 0.046596 25/05/2021	64,054	118 0.00	
Bought USD Solid HUF at 0.030356 25/05/2021	25,560	111 0.00	
Bought USD Solid MYR at 0.243516 25/05/2021	55,822	45 0.00	
Bought USD Solid PLN at 2.042606 25/05/2021	230,640	(110) (0.00)	
Bought USD Solid PHP at 0.020604 25/05/2021	24,459	(113) (0.00)	
Bought USD Solid PHP at 0.020560 25/05/2021	17,551	(119) (0.00)	
Bought USD Solid THB at 0.031847 25/05/2021	248,240	(45) (0.00)	
Bought USD Solid THB at 0.032012 25/05/2021	96,220	(296) (0.00)	
Bought KRW Solid USD at 1109.300036 25/05/2021	123,524	(601) (0.00)	
Bought USD Solid THB at 0.031847 25/05/2021	147,893	(1,215) (0.00)	
Bought USD Solid TRY at 0.118778 25/05/2021	190,354	(1,271) (0.00)	
Bought USD Solid KRW at 0.008096 25/05/2021	1,210,778	(1,402) (0.00)	
Bought USD Solid NOK at 0.120137 25/05/2021	621,427	(1,520) (0.00)	
Bought USD Solid IDR at 0.000068 25/05/2021	312,144	(2,609) (0.00)	
Bought USD Solid INR at 0.013278 25/05/2021	208,017	(2,812) (0.00)	
Bought USD Solid TWD at 0.035735 25/05/2021	1,155,374	(4,157) (0.00)	
Bought USD Solid CAD at 0.800473 25/05/2021	536,747	(8,595) (0.00)	
Bought USD Solid CNY at 0.153768 25/05/2021	2,574,484	(9,725) (0.00)	
Bought USD Solid BRL at 0.180896 25/05/2021	875,253	(15,772) (0.00)	
Bought USD Solid RUB at 0.031017 25/05/2021	1,075,599	(20,025) (0.00)	
		36,558 0.00	

A-HMDIST (G) Shares (AUD) (hedged)

Bought USD Solid JPY at 0.009256 25/05/2021	7,885,132	93,221 0.00	
Bought USD Solid COP at 0.000275 25/05/2021	280,532	9,011 0.00	
Bought USD Solid JPY at 0.009178 25/05/2021	1,314,880	4,358 0.00	
Bought USD Solid SEK at 0.118855 25/05/2021	798,131	3,299 0.00	
Bought USD Solid ZAR at 0.069744 25/05/2021	129,618	1,836 0.00	
Bought USD Solid MXN at 0.049920 25/05/2021	142,624	1,344 0.00	
Bought USD Solid SGD at 0.752744 25/05/2021	965,337	1,186 0.00	
Bought USD Solid EUR at 1.207489 25/05/2021	250,251	806 0.00	
Bought USD Solid EUR at 1.203761 25/05/2021	4,178,697	5,21 0.00	
Bought USD Solid DKK at 0.162076 25/05/2021	221,311	327 0.00	
Bought USD Solid MXN at 0.049766 25/05/2021	20,727	128 0.00	
Bought USD Solid CZK at 0.046596 25/05/2021	69,547	128 0.00	
Bought USD Solid HUF at 0.030356 25/05/2021	62,727	121 0.00	
Bought IDR Solid USD at 14490.999075 25/05/2021	27,504	48 0.00	
Bought USD Solid CLP at 0.001409 25/05/2021	33,904	17 0.00	
Bought USD Solid PLN at 2.042606 25/05/2021	249,654	(119) (0.00)	
Bought USD Solid PHP at 0.020604 25/05/2021	25,479	(123) (0.00)	
Bought USD Solid PHP at 0.020560 25/05/2021	18,959	(128) (0.00)	
Bought USD Solid MYR at 0.243516 25/05/2021	268,764	(263) (0.00)	
Bought USD Solid THB at 0.032012 25/05/2021	104,653	(521) (0.00)	
Bought KRW Solid USD at 1109.300025 25/05/2021	143,419	(698) (0.00)	
Bought USD Solid THB at 0.031847 25/05/2021	160,115	(1,515) (0.00)	
Bought USD Solid TRY at 0.118778 25/05/2021	206,078	(1,376) (0.00)	

	契約額等 (米ドル)	未実現(損)益 比率(%)	繰資産 比率(%)
A-MCDIST (G) Shares (SGD) (SGD/USD hedged)			
Bought SGD Solid USD at 1.327955 25/05/2021	13,267,140	(21,645)	(0.00)
Bought SGD Solid USD at 1.328575 25/05/2021	395,209,573	(454,721)	(0.00)
		(476,366)	(0.00)

	契約額等 (米ドル)	未実現(損)益 比率(%)	繰資産 比率(%)
A-MINCOME (G) Shares (AUD) (hedged)			
Bought USD Solid JPY at 0.009256 25/05/2021	1,987,878	23,508	0.00
Bought USD Solid COP at 0.000275 25/05/2021	37,741,801	2,272	0.00
Bought USD Solid JPY at 0.009178 25/05/2021	395,287	1,510	0.00
Bought USD Solid SEK at 0.118855 25/05/2021	201,261	851	0.00
Bought USD Solid ZAR at 0.031847 25/05/2021	32,686	33	0.00
Bought USD Solid MXN at 0.049920 25/05/2021	35,968	339	0.00
Bought USD Solid EUR at 1.207489 25/05/2021	93,761	302	0.00
Bought USD Solid SGD at 0.752744 25/05/2021	245,439	299	0.00
Bought HUF Solid USD at 301.064246 25/05/2021	26,934	162	0.00
Bought USD Solid DKK at 0.162076 25/05/2021	55,801	83	0.00
Bought USD Solid MXN at 0.049766 25/05/2021	6,226	39	0.00
Bought USD Solid EUR at 1.203650 25/05/2021	1,053,761	34	0.00
Bought IDR Solid USD at 14491.001932 25/05/2021	14,081	11	0.00
Bought KRW Solid USD at 1114.110160 25/05/2021	31,643	(18)	(0.00)
Bought USD Solid PLN at 0.264086 25/05/2021	62,962	(30)	(0.00)
Bought HUF Solid USD at 297.959669 25/05/2021	7,302	(32)	(0.00)
Bought USD Solid MYR at 0.243516 25/05/2021	67,764	(66)	(0.00)
Bought USD Solid HUF at 0.003355 25/05/2021	54,366	(69)	(0.00)
Bought USD Solid THB at 0.032012 25/05/2021	28,190	(87)	(0.00)
Bought USD Solid THB at 0.031847 25/05/2021	40,376	(332)	(0.00)
Bought USD Solid TRY at 0.118778 25/05/2021	51,968	(547)	(0.00)
Bought USD Solid KRW at 0.000896 25/05/2021	330,550	(383)	(0.00)
Bought USD Solid NOK at 0.120137 25/05/2021	169,652	(415)	(0.00)
Bought USD Solid IDR at 0.000068 25/05/2021	85,217	(712)	(0.00)
Bought USD Solid INR at 0.015278 25/05/2021	56,790	(768)	(0.00)
Bought USD Solid TWD at 0.035735 25/05/2021	315,475	(1,349)	(0.00)
Bought USD Solid CAD at 0.800473 25/05/2021	146,511	(2,346)	(0.00)
Bought USD Solid CNY at 0.153768 25/05/2021	702,853	(2,655)	(0.00)
Bought USD Solid BRL at 0.180896 25/05/2021	238,403	(4,306)	(0.00)
Bought AUD Solid USD at 1.289398 25/05/2021	1,062,434	(5,243)	(0.00)
Bought USD Solid RUB at 0.013017 25/05/2021	293,646	(5,467)	(0.00)
Bought AUD Solid USD at 1.289354 25/05/2021	28,899,116	(143,642)	(0.00)
		(158,612)	(0.00)

	契約額等 (米ドル)	未実現(損)益 比率(%)	繰資産 比率(%)
A-MINCOME (G) Shares (JPY) (hedged)			
Bought USD Solid COP at 0.000275 25/05/2021	46,110	1,481	0.00
Bought USD Solid SEK at 0.118855 25/05/2021	131,187	541	0.00
Bought USD Solid MXN at 0.049920 25/05/2021	25,441	221	0.00
Bought USD Solid SGD at 0.752744 25/05/2021	158,709	195	0.00
Bought USD Solid EUR at 1.203871 25/05/2021	686,780	148	0.00
Bought USD Solid DKK at 0.162076 25/05/2021	56,381	54	0.00
Bought USD Solid MXN at 0.049766 25/05/2021	3,116	20	0.00
Bought IDR Solid USD at 14491.001041 25/05/2021	10,149	8	0.00
Bought USD Solid PLN at 0.264086 25/05/2021	41,032	(20)	(0.00)
Bought USD Solid MYR at 0.243516 25/05/2021	44,168	(43)	(0.00)
Bought USD Solid THB at 0.032012 25/05/2021	16,749	(51)	(0.00)
Bought KRW Solid USD at 1109.300121 25/05/2021	22,474	(109)	(0.00)
Bought USD Solid THB at 0.031847 25/05/2021	26,318	(216)	(0.00)
Bought USD Solid TRY at 0.118778 25/05/2021	33,876	(226)	(0.00)
Bought USD Solid KRW at 0.000896 25/05/2021	215,458	(249)	(0.00)
Bought USD Solid NOK at 0.120137 25/05/2021	110,580	(271)	(0.00)
Bought USD Solid IDR at 0.000068 25/05/2021	55,546	(464)	(0.00)
Bought USD Solid INR at 0.015278 25/05/2021	37,017	(500)	(0.00)
Bought USD Solid TWD at 0.035735 25/05/2021	205,633	(877)	(0.00)
Bought USD Solid CAD at 0.800473 25/05/2021	95,503	(1,529)	(0.00)
Bought USD Solid CNY at 0.153768 25/05/2021	458,130	(1,731)	(0.00)
Bought USD Solid BRL at 0.180896 25/05/2021	155,392	(2,807)	(0.00)
Bought USD Solid RUB at 0.013017 25/05/2021	191,403	(3,563)	(0.00)
Bought JPY Solid USD at 108.039990 25/05/2021	17,491,551	(204,428)	(0.00)
		(214,416)	(0.00)

	契約額等 (米ドル)	未実現(損)益 比率(%)	繰資産 比率(%)
A-MINCOME (G) Shares (SGD) (SGD/USD hedged)			
Bought SGD Solid USD at 1.327807 25/05/2021	248,530,095	(429,381)	(0.00)
Bought SGD Solid USD at 1.327575 25/05/2021	251,661,659	(478,686)	(0.00)
		(908,067)	(0.01)

	契約額等 (米ドル)	未実現(損)益 比率(%)	繰資産 比率(%)
A-QINCOME (G) Shares (EUR) (hedged)			
Bought USD Solid JPY at 0.009256 25/05/2021	107,415,653	1,270,237	0.01
Bought USD Solid COP at 0.000275 25/05/2021	3,822,527	122,787	0.00
Bought USD Solid JPY at 0.009178 25/05/2021	17,861,096	59,196	0.00
Bought USD Solid SEK at 0.118855 25/05/2021	10,875,425	44,887	0.00
Bought USD Solid ZAR at 0.069744 25/05/2021	1,766,192	25,019	0.00
Bought USD Solid MXN at 0.049920 25/05/2021	1,943,399	18,315	0.00
Bought USD Solid SGD at 0.752744 25/05/2021	15,154,150	16,160	0.00
Bought HUF Solid USD at 301.064249 25/05/2021	1,455,374	8,757	0.00
Bought USD Solid CLP at 0.001426 25/05/2021	478,906	6,511	0.00
Bought USD Solid DKK at 0.162076 25/05/2021	3,015,547	4,460	0.00
Bought USD Solid CZK at 0.046596 25/05/2021	944,953	1,743	0.00
Bought USD Solid MYR at 0.049744 25/05/2021	274,591	756	0.00
Bought ILS Solid USD at 3.262274 25/05/2021	143,743	927	0.00
Bought USD Solid USD at 14491.000037 25/05/2021	830,729	654	0.00
Bought USD Solid NZD at 0.718118 25/05/2021	24,231	41	0.00
Bought USD Solid PLN at 0.264086 25/05/2021	3,401,706	(1,626)	(0.00)
Bought USD Solid PHP at 0.022664 25/05/2021	3,603,807	(1,472)	(0.00)
Bought USD Solid PHP at 0.020560 25/05/2021	258,048	(1,745)	(0.00)
Bought USD Solid MYR at 0.243516 25/05/2021	3,662,023	(3,579)	(0.00)
Bought USD Solid HUF at 0.003355 25/05/2021	1,846,280	(3,704)	(0.00)
Bought USD Solid THB at 0.032012 25/05/2021	1,427,703	(4,385)	(0.00)
Bought KRW Solid USD at 1109.299999 25/05/2021	1,853,152	(9,023)	(0.00)

	契約額等 (米ドル)	未実現(損)益 比率(%)	繰資産 比率(%)
Bought USD Solid THB at 0.031847 25/05/2021	2,181,722	(17,923)	(0.00)
Bought USD Solid TRY at 0.118778 25/05/2021	2,808,027	(18,756)	(0.00)
Bought USD Solid COP at 0.000275 25/05/2021	17,861,394	(20,681)	(0.00)
Bought USD Solid NOK at 0.120137 25/05/2021	9,167,276	(22,424)	(0.00)
Bought USD Solid IDR at 0.000068 25/05/2021	4,604,743	(58,488)	(0.00)
Bought USD Solid INR at 0.015278 25/05/2021	3,066,680	(41,486)	(0.00)
Bought USD Solid TWD at 0.035735 25/05/2021	17,047,005	(72,687)	(0.00)
Bought USD Solid CAD at 0.800473 25/05/2021	7,918,334	(124,794)	(0.00)
Bought USD Solid CNY at 0.153768 25/05/2021	37,978,809	(143,464)	(0.00)
Bought USD Solid BRL at 0.180896 25/05/2021	12,882,115	(232,664)	(0.00)
Bought USD Solid RUB at 0.013017 25/05/2021	15,867,244	(295,407)	(0.00)
Bought USD Solid ZAR at 0.069744 25/05/2021	365,764,504	(780,541)	(0.01)
Bought EUR Solid USD at 0.829109 25/05/2021	379,925,910	(788,444)	(0.01)
Bought EUR Solid USD at 0.829016 25/05/2021	367,906,250	(804,894)	(0.01)
Bought EUR Solid USD at 0.829071 25/05/2021	392,004,925	(831,349)	(0.01)
		(2,680,526)	(0.03)

	契約額等 (米ドル)	未実現(損)益 比率(%)	繰資産 比率(%)
D-ACC Shares (EUR) (hedged)			
Bought USD Solid JPY at 0.009256 25/05/2021	2,951,050	34,897	0.00
Bought USD Solid COP at 0.000275 25/05/2021	105,017	3,373	0.00
Bought USD Solid JPY at 0.009178 25/05/2021	455,154	1,508	0.00
Bought USD Solid SEK at 0.118855 25/05/2021	29,778	1,235	0.00
Bought USD Solid ZAR at 0.069744 25/05/2021	48,524	687	0.00
Bought USD Solid MXN at 0.049920 25/05/2021	53,390	503	0.00
Bought USD Solid SGD at 0.752744 25/05/2021	361,400	444	0.00
Bought USD Solid DKK at 0.162076 25/05/2021	82,844	123	0.00
Bought USD Solid CZK at 0.046596 25/05/2021	25,962	48	0.00
Bought USD Solid MXN at 0.049766 25/05/2021	6,914	44	0.00
Bought IDR Solid USD at 14491.002146 25/05/2021	23,470	18	0.00
Bought USD Solid PLN at 0.264086 25/05/2021	95,452	(45)	(0.00)
Bought USD Solid TRY at 0.118778 25/05/2021	100,598	(98)	(0.00)
Bought USD Solid THB at 0.032012 25/05/2021	38,077	(117)	(0.00)
Bought KRW Solid USD at 1109.300009 25/05/2021	53,675	(261)	(0.00)
Bought USD Solid THB at 0.031847 25/05/2021	59,938	(492)	(0.00)
Bought USD Solid TRY at 0.118778 25/05/2021	77,151	(515)	(0.00)
Bought USD Solid KRW at 0.000896 25/05/2021	490,709	(568)	(0.00)
Bought USD Solid NOK at 0.120137 25/05/2021	251,859	(616)	(0.00)
Bought USD Solid IDR at 0.000068 25/05/2021	126,507	(1,057)	(0.00)
Bought USD Solid INR at 0.015278 25/05/2021	84,306	(1,140)	(0.00)
Bought USD Solid TWD at 0.035735 25/05/2021	468,335	(1,997)	(0.00)
Bought USD Solid CAD at 0.800473 25/05/2021	217,530	(3,485)	(0.00)
Bought USD Solid CNY at 0.153768 25/05/2021	1,043,398	(3,941)	(0.00)
Bought USD Solid BRL at 0.180896 25/05/2021	355,911	(6,392)	(0.00)
Bought USD Solid RUB at 0.013017 25/05/2021	435,924	(8,116)	(0.00)
Bought EUR Solid USD at 0.830564 25/05/2021	41,304,697	(8,924)	(0.00)
		5,116	0.00

	契約額等 (米ドル)	未実現(損)益 比率(%)	繰資産 比率(%)
D-QINCOME (G) Shares (EUR) (hedged)			
Bought USD Solid JPY at 0.009256 25/05/2021	15,820,480	187,084	0.00
Bought USD Solid COP at 0.000275 25/05/2021	54	562,993	18,084
Bought USD Solid JPY at 0.009178 25/05/2021	2,513,504	8,330	0.00
Bought USD Solid SEK at 0.118855 25/05/2021	1,601,765	6,611	0.00
Bought USD Solid ZAR at 0.069744 25/05/2021	260,129	3,685	0.00
Bought USD Solid MXN at 0.049920 25/05/2021	286,228	2,697	0.00
Bought USD Solid SGD at 0.752744 25/05/2021	1,937,366	3,380	0.00
Bought HUF Solid USD at 301.064432 25/05/2021	214,552	1,290	0.00
Bought USD Solid CLP at 0.001426 25/05/2021	70,535	929	0.00
Bought USD Solid DKK at 0.162076 25/05/2021	444,144	657	0.00
Bought USD Solid CZK at 0.046596 25/05/2021	139,173	257	0.00
Bought USD Solid MXN at 0.049766 25/05/2021	38,366	243	0.00
Bought IDR Solid USD at 14490.999841 25/05/2021	124,396	95	0.00
Bought USD Solid PLN at 0.264086 25/05/2021	501,026	(239)	(0.00)
Bought USD Solid TRY at 0.118778 25/05/2021	55,140	(246)	(0.00)
Bought USD Solid PHP at 0.020560 25/05/2021	37,427	(253)	(0.00)
Bought USD Solid MYR at 0.243516 25/05/2021	539,356	(527)	(0.00)
Bought USD Solid HUF at 0.003355 25/05/2021	271,567	(645)	(0.00)
Bought USD Solid THB at 0.032012 25/05/2021	205,455	(651)	(0.00)
Bought KRW Solid USD at 1109.300003 25/05/2021	281,663	(1,371)	(0.00)
Bought USD Solid THB at 0.031847 25/05/2021	321,331	(2,640)	(0.00)
Bought USD Solid TRY at 0.118778 25/05/2021	415,579	(2,762)	(0.00)
Bought USD Solid KRW at 0.000896 25/05/2021	6,830,677	(3,046)	(0.00)
Bought USD Solid RUB at 0.013017 25/05/2021	3,350,183	(5,303)	(0.00)
Bought USD Solid IDR at 0.000068 25/05/2021	676,200	(5,669)	(0.00)
Bought USD Solid INR at 0.015278 25/05/2021	451,964	(6,110)	(0.00)
Bought USD Solid TWD at			

	契約額等 (米ドル)	未実現(損)益 比率(%)	純資産 比率(%)
Bought IDR Sold USD at 14490.999830 25/05/2021	145,754	111	0.00
Bought USD Sold PLN at 0.264086 25/05/2021	594,821	(284)	(0.00)
Bought USD Sold PHP at 0.020604 25/05/2021	45,299	(272)	(0.00)
Bought USD Sold PNP at 0.020560 25/05/2021	44,877	(505)	(0.00)
Bought USD Sold MYR at 0.243516 25/05/2021	640,319	(626)	(0.00)
Bought USD Sold HUF at 0.003535 25/05/2021	322,683	(647)	(0.00)
Bought USD Sold THB at 0.032012 25/05/2021	248,208	(762)	(0.00)
Bought KRW Sold USD at 1109.300004 25/05/2021	326,153	(1,588)	(0.00)
Bought USD Sold THB at 0.031847 25/05/2021	381,487	(5,134)	(0.00)
Bought USD Sold TRY at 0.118778 25/05/2021	491,005	(3,280)	(0.00)
Bought USD Sold KRW at 0.000896 25/05/2021	3,125,186	(5,616)	(0.00)
Bought USD Sold NOK at 0.120137 25/05/2021	1,602,956	(5,521)	(0.00)
Bought USD Sold IDR at 0.000068 25/05/2021	805,171	(6,730)	(0.00)
Bought USD Sold INR at 0.013278 25/05/2021	536,579	(7,254)	(0.00)
Bought USD Sold TWD at 0.035735 25/05/2021	2,980,784	(12,710)	(0.00)
Bought USD Sold CAD at 0.800473 25/05/2021	1,384,575	(21,711)	(0.00)
Bought USD Sold CNY at 0.153768 25/05/2021	6,640,850	(25,086)	(0.00)
Bought USD Sold BRL at 0.180896 25/05/2021	2,252,530	(40,683)	(0.00)
Bought USD Sold RUB at 0.013017 25/05/2021	2,774,495	(51,654)	(0.00)
Bought EUR Sold USD at 0.829933 25/05/2021	262,984,943	(285,046)	(0.00)
	(193,477)	(0.00)	

E-QINCOME (G) Shares (EUR) (hedged)

Bought USD Sold JPY at 0.009726 25/05/2021	47,956,979	567,112	0.01
Bought USD Sold COP at 0.000275 25/05/2021	1,706,612	54,820	0.00
Bought USD Sold JPY at 0.009178 25/05/2021	7,905,683	26,701	0.00
Bought USD Sold SEK at 0.118855 25/05/2021	4,855,464	20,040	(0.00)
Bought USD Sold ZAR at 0.069744 25/05/2021	788,537	11,170	0.00
Bought USD Sold MXN at 0.049920 25/05/2021	867,654	8,177	0.00
Bought USD Sold SGD at 0.752744 25/05/2021	5,872,845	7,215	0.00
Bought HUF Sold USD at 301.064425 25/05/2021	649,769	3,910	(0.00)
Bought USD Sold CLP at 0.001426 25/05/2021	218,813	2,817	0.00
Bought USD Sold DKK at 0.162076 25/05/2021	1,346,317	1,991	0.00
Bought USD Sold CZK at 0.046596 25/05/2021	421,887	778	0.00
Bought USD Sold MXN at 0.049766 25/05/2021	121,379	767	0.00
Bought ILS Sold USD at 3.262274 25/05/2021	64,158	414	0.00
Bought IDR Sold USD at 14490.999898 25/05/2021	371,986	284	0.00
Bought USD Sold PLN at 0.264086 25/05/2021	1,518,745	(726)	(0.00)
Bought USD Sold PHP at 0.020604 25/05/2021	161,086	(747)	(0.00)
Bought USD Sold PNP at 0.020560 25/05/2021	114,810	(777)	(0.00)
Bought USD Sold MYR at 0.243516 25/05/2021	1,634,960	(1,598)	(0.00)
Bought USD Sold HUF at 0.003535 25/05/2021	824,084	(1,655)	(0.00)
Bought USD Sold THB at 0.032012 25/05/2021	635,443	(1,952)	(0.00)
Bought KRW Sold USD at 1109.300004 25/05/2021	832,045	(4,051)	(0.00)
Bought USD Sold THB at 0.031847 25/05/2021	974,056	(8,002)	(0.00)
Bought USD Sold TRY at 0.118778 25/05/2021	1,253,676	(8,374)	(0.00)
Bought USD Sold KRW at 0.000896 25/05/2021	7,974,429	(9,233)	(0.00)
Bought USD Sold NOK at 0.120137 25/05/2021	4,092,243	(10,012)	(0.00)
Bought USD Sold IDR at 0.000068 25/05/2021	2,055,842	(17,183)	(0.00)
Bought USD Sold INR at 0.013278 25/05/2021	1,370,048	(18,522)	(0.00)
Bought USD Sold TWD at 0.035735 25/05/2021	7,610,836	(32,452)	(0.00)
Bought USD Sold CAD at 0.800473 25/05/2021	3,335,222	(56,608)	(0.00)
Bought USD Sold CNY at 0.153768 25/05/2021	16,956,091	(64,051)	(0.00)
Bought USD Sold BRL at 0.180896 25/05/2021	5,751,364	(103,875)	(0.00)
Bought USD Sold RUB at 0.013017 25/05/2021	7,084,118	(131,888)	(0.00)
Bought EUR Sold USD at 0.829709 25/05/2021	310,327,189	(658,900)	(0.01)
Bought EUR Sold USD at 0.829036 25/05/2021	361,866,000	(282,699)	(0.00)
	(1,207,407)	(0.01)	

I Shares (EUR) (EUR/USD hedged)

Bought EUR Sold USD at 0.830737 25/05/2021	4,485,173	(518)	(0.00)
	(518)	(0.00)	

I-ACC Shares (EUR) (hedged)

Bought EUR Sold USD at 0.830750 25/05/2021	84,732,317	(8,454)	(0.00)
	(8,454)	(0.00)	

X-QDIST Shares (EUR) (EUR/USD hedged)

Bought EUR Sold USD at 0.830786 25/05/2021	70,119,598	(5,961)	(0.00)
	(5,961)	(0.00)	

Y-ACC Shares (EUR) (hedged)

Bought USD Sold JPY at 0.009726 25/05/2021	18,762,025	221,869	0.00
Bought USD Sold COP at 0.000275 25/05/2021	667,671	21,447	0.00
Bought USD Sold JPY at 0.009178 25/05/2021	2,936,572	9,733	0.00
Bought USD Sold SEK at 0.118855 25/05/2021	1,899,585	7,840	0.00
Bought USD Sold ZAR at 0.069744 25/05/2021	308,495	4,370	0.00
Bought USD Sold MXN at 0.049920 25/05/2021	339,450	3,199	0.00
Bought USD Sold SGD at 0.752744 25/05/2021	2,297,638	2,823	0.00
Bought HUF Sold USD at 301.064425 25/05/2021	254,207	1,530	0.00
Bought USD Sold CLP at 0.001426 25/05/2021	85,649	1,102	0.00
Bought USD Sold DKK at 0.162076 25/05/2021	526,713	779	0.00
Bought USD Sold CZK at 0.046596 25/05/2021	165,052	304	0.00
Bought USD Sold MXN at 0.049766 25/05/2021	44,721	283	0.00
Bought ILS Sold USD at 3.262274 25/05/2021	25,105	162	0.00
Bought IDR Sold USD at 14490.999557 25/05/2021	148,756	115	0.00
Bought USD Sold PLN at 0.264086 25/05/2021	594,160	(284)	(0.00)
Bought USD Sold PHP at 0.020604 25/05/2021	63,022	(292)	(0.00)
Bought USD Sold PNP at 0.020560 25/05/2021	44,169	(299)	(0.00)
Bought USD Sold MYR at 0.243516 25/05/2021	639,657	(625)	(0.00)
Bought USD Sold HUF at 0.003535 25/05/2021	321,927	(646)	(0.00)
Bought USD Sold THB at 0.032012 25/05/2021	238,992	(734)	(0.00)
Bought KRW Sold USD at 1109.299993 25/05/2021	339,201	(1,652)	(0.00)
Bought USD Sold THB at 0.031847 25/05/2021	381,076	(5,131)	(0.00)
Bought USD Sold TRY at 0.118778 25/05/2021	490,467	(3,276)	(0.00)

Bought USD Sold KRW at 0.000896 25/05/2021	3,119,805	(3,612)	(0.00)
Bought USD Sold NOK at 0.120137 25/05/2021	1,601,222	(3,917)	(0.00)
Bought USD Sold IDR at 0.000068 25/05/2021	805,299	(6,733)	(0.00)
Bought USD Sold INR at 0.013278 25/05/2021	535,599	(7,246)	(0.00)
Bought USD Sold TWD at 0.035735 25/05/2021	2,977,558	(12,696)	(0.00)
Bought USD Sold CAD at 0.800473 25/05/2021	1,383,111	(22,147)	(0.00)
Bought USD Sold CNY at 0.153768 25/05/2021	6,635,657	(25,058)	(0.00)
Bought USD Sold BRL at 0.180896 25/05/2021	2,250,080	(40,639)	(0.00)
Bought USD Sold RUB at 0.013017 25/05/2021	2,771,492	(51,598)	(0.00)
Bought EUR Sold USD at 0.829933 25/05/2021	262,700,342	(284,738)	(0.00)
	(193,759)	(0.00)	

Y-MINCOME (G) Shares (GBP) (GBP/USD hedged)

Bought GBP Sold USD at 0.719280 25/05/2021	226,338	(1,068)	(0.00)
Bought GBP Sold USD at 0.719628 25/05/2021	6,835,055	(28,951)	(0.00)
	(30,019)	(0.00)	

Y-QINCOME (G) Shares (EUR) (hedged)

Bought USD Sold JPY at 0.009726 25/05/2021	11,685,843	138,190	0.00
Bought USD Sold COP at 0.000275 25/05/2021	415,856	13,358	0.00
Bought USD Sold JPY at 0.009178 25/05/2021	1,963,795	6,509	0.00
Bought USD Sold SEK at 0.118855 25/05/2021	1,183,149	4,883	0.00
Bought USD Sold ZAR at 0.069744 25/05/2021	192,143	2,722	0.00
Bought USD Sold MXN at 0.049920 25/05/2021	211,424	1,995	0.00
Bought USD Sold SGD at 0.752744 25/05/2021	1,431,015	1,758	0.00
Bought HUF Sold USD at 301.064425 25/05/2021	158,332	953	0.00
Bought USD Sold CLP at 0.001426 25/05/2021	52,101	687	0.00
Bought USD Sold DKK at 0.162076 25/05/2021	328,059	485	0.00
Bought USD Sold CZK at 0.046596 25/05/2021	30,241	191	0.00
Bought USD Sold CZK at 0.046596 25/05/2021	102,802	190	0.00
Bought IDR Sold USD at 14490.999208 25/05/2021	90,254	69	0.00
Bought USD Sold PLN at 0.264086 25/05/2021	370,082	(177)	(0.00)
Bought USD Sold PHP at 0.020604 25/05/2021	39,253	(182)	(0.00)
Bought USD Sold PNP at 0.020560 25/05/2021	28,176	(191)	(0.00)
Bought USD Sold MYR at 0.243516 25/05/2021	398,393	(389)	(0.00)
Bought USD Sold HUF at 0.003535 25/05/2021	200,921	(405)	(0.00)
Bought USD Sold THB at 0.032012 25/05/2021	158,596	(487)	(0.00)
Bought KRW Sold USD at 1109.300016 25/05/2021	201,088	(979)	(0.00)
Bought USD Sold THB at 0.031847 25/05/2021	237,351	(1,950)	(0.00)
Bought USD Sold TRY at 0.118778 25/05/2021	305,482	(2,040)	(0.00)
Bought USD Sold KRW at 0.000896 25/05/2021	1,945,157	(2,250)	(0.00)
Bought USD Sold NOK at 0.120137 25/05/2021	997,318	(2,440)	(0.00)
Bought USD Sold IDR at 0.000068 25/05/2021	500,954	(4,187)	(0.00)
Bought USD Sold INR at 0.013278 25/05/2021	333,845	(4,513)	(0.00)
Bought USD Sold TWD at 0.035735 25/05/2021	1,854,559	(7,908)	(0.00)
Bought USD Sold CAD at 0.800473 25/05/2021	861,414	(13,794)	(0.00)
Bought USD Sold CNY at 0.153768 25/05/2021	4,131,749	(15,608)	(0.00)
Bought EUR Sold USD at 0.830731 25/05/2021	165,480,102	(20,099)	(0.00)
Bought USD Sold BRL at 0.180896 25/05/2021	1,401,457	(25,312)	(0.00)
Bought USD Sold RUB at 0.013017 25/05/2021	1,726,212	(32,198)	(0.00)
	36,941	0.00	

Zins & Dividende A-GDIST Shares (EUR) (hedged)

Bought USD Sold JPY at 0.009726 25/05/2021	6,050,390	71,549	0.00
Bought USD Sold COP at 0.000275 25/05/2021	215,511	6,916	0.00
Bought USD Sold JPY at 0.009178 25/05/2021	1,015,989	3,361	0.00
Bought USD Sold SEK at 0.118855 25/05/2021	615,793	2,528	0.00
Bought USD Sold ZAR at 0.069744 25/05/2021	99,483	1,409	0.00
Bought USD Sold MXN at 0.049920 25/05/2021	109,466	1,032	0.00
Bought USD Sold SGD at 0.752744 25/05/2021	740,919	910	0.00
Bought HUF Sold USD at 301.064425 25/05/2021	61,935	2,528	0.00
Bought USD Sold CLP at 0.001426 25/05/2021	26,975	355	0.00
Bought USD Sold DKK at 0.162076 25/05/2021	169,864	251	0.00
Bought USD Sold MXN at 0.049766 25/05/2021	15,608	99	0.00
Bought USD Sold CZK at 0.046596 25/05/2021	53,227	98	0.00
Bought IDR Sold USD at 14491.000390 25/05/2021	46,412	36	0.00
Bought USD Sold PLN at 0.264086 25/05/2021	191,607	(92)	(0.00)
Bought USD Sold MYR at 0.243516 25/05/2021	206,265	(202)	(0.00)
Bought USD Sold HUF at 0.003535 25/05/2021	104,020	(209)	(0.00)
Bought USD Sold PNP at 0.020560 25/05/2021	34,887	(236)	(0.00)
Bought USD Sold THB at 0.032012 25/05/2021	80,907	(249)	(0.00)
Bought KRW Sold USD at 1109.299982 25/05/2021	103,612	(505)	(0.00)
Bought USD Sold THB at 0.031847 25/05/2021	122,889	(1,010)	(0.00)
Bought USD Sold NOK at 0.120137 25/05/2021	158,164	(1,056)	(0.00)
Bought USD Sold KRW at 0.000896 25/05/2021	1,006,077	(1,165)	(0.00)
Bought USD Sold NOK at 0.120137 25/05/2021	516,362	(1,265)	(0.00)
Bought USD Sold IDR at 0.000068 25/05/2021	299,371	(2,168)	(0.00)
Bought USD Sold INR at 0.013278 25/05/2021	172,849	(2,337)	(0.00)
Bought USD Sold TWD at 0.035735 25/05/2021	960,205	(4,094)	(0.00)
Bought USD Sold CAD at 0.800473 25/05/2021	446,041	(7,142)	(0.00)
Bought USD Sold CNY at 0.153768 25/05/2021	2,139,230	(8,081)	(0.00)
Bought USD Sold BRL at 0.180896 25/05/2021	725,617	(13,105)	(0.00)
Bought USD Sold RUB at 0.013017 25/05/2021	893,753	(16,639)	(0.00)
Bought EUR Sold USD at 0.830654 25/05/2021	84,630,092	(18,284)	(0.00)
	11,200	0.00	

通貨 契約額等 未実現(損)益 純資産
(米ドル) 比率(%)

先物取引

Euro-Bund Bond Future 08/06/2021	EUR	(105,858,173)	1,387,976	0.01
Euro-Buxl 30 Year Bond Future 08/06/2021	EUR	(5,936,000)	244,871	0.00

通貨	契約額等 (米ドル)	未実現(損)益 比率(%)	純資産 比率(%)
Long Gill Bond Future 28/06/2021	GBP	(13,424,312)	149,912 0.00
Euro-BTP Bond Future 08/06/2021	EUR	(5,921,578)	75,074 0.00
MSCI Singapore Index Future 26/05/2021	SGD	84,784,440	49,039 0.00
US Treasury 20 Year Bond Future 21/06/2021	USD	3,175,994	38,975 0.00
Euro Stoxx 50 Index Future 18/06/2021	EUR	1,583,189	38,211 0.00
FSIE 100 Index Future 18/06/2021	GBP	1,226,570	38,079 0.00
S&P 500 Micro Emim Index Future 18/06/2021	USD	461,719	13,465 0.00
MSCI Eafe Index Future 18/06/2021	USD	299,751	1,745 0.00
オーストラリア 10 Bond Future 15/06/2021	AUD	2,083,729	897 0.00
Euro-Schatz Bond Future 08/06/2021	EUR	4,579,580	(1,439) (0.00)
Euro-Bobl Bond Future 08/06/2021	EUR	2,051,976	(6,047) (0.00)
US Treasury Note 2 Year Bond Future 30/06/2021	USD	36,518,158	(7,726) (0.00)
Korea 10 Year Bond Future 15/06/2021	KRW	6,141,272,935	(22,580) (0.00)
Japan 10 Year Bond Future 14/06/2021	JPY	(903,498,327)	(26,495) (0.00)
カナダ 10 Bond Future 21/06/2021	CAD	3,815,839	(44,590) (0.00)
US Treasury 10 Year Bond Future 21/06/2021	USD	22,514,831	(109,348) (0.00)
US Treasury Note 5 Year Bond Future 30/06/2021	USD	13,782,065	(116,887) (0.00)
US 10 Year Ultra Bond Future 21/06/2021	USD	85,171,206	(342,475) (0.00)
US Ultra Bond Future 21/06/2021	USD	65,811,843	(525,367) (0.01)
		794,892	0.01

金利スワップ取引

通貨	契約額等 (米ドル)	未実現(損)益 比率(%)	純資産 比率(%)
Receive fixed 8.655% pay float. (12m BRACETIP) 02/01/2025	BRL	14,592,045	242,064 0.00
Pay fixed 1.078% receive float. (3m LIS) 21/09/2030	LIS	10,820,354	167,300 0.00
Pay fixed 0.915% receive float. (3m HIBOR) 06/01/2031	HKD	7,782,423	56,580 0.00
Pay fixed 1.915% receive float. (6m WIBOR) 06/04/2031	PLN	2,196,652	2,669 0.00
Pay fixed 1.475% receive float. (3m HIBOR) 27/02/2030	HKD	10,983,258	(2,341) (0.00)
Receive fixed 1.708% pay float. (6m CZK PRIBOR) 04/05/2031	CZK	9,414,221	(6,099) (0.00)
Receive fixed 2.33% pay float. (7d China) 23/07/2025	CNY	12,147,507	(13,993) (0.00)
Receive fixed 7.51% pay float. (3m JBAR) 11/03/2031	ZAR	82,531,338	(29,450) (0.00)
Receive fixed 2.245% pay float. (7d China) 10/06/2025	CNY	15,076,952	(42,705) (0.00)
Receive fixed 2.655% pay float. (7d China) 08/01/2026	CNY	67,782,391	(48,049) (0.00)
Receive fixed 4.36% pay float. (1d FRB) 14/10/2025	INR	178,636,871	(82,328) (0.00)
Receive fixed 1.82% pay float. (7d China) 07/05/2025	CNY	23,555,553	(123,338) (0.00)
Receive fixed 0.71% pay float. (6m CZK PRIBOR) 03/04/2030	CZK	46,223,825	(201,237) (0.00)
		(80,847)	(0.00)

通貨	契約数	時価 (米ドル)	純資産 比率(%)
Written Call CME Group 240 18/06/2021	USD	(23)	(23) (0.00)
Written Call Astellas Pharmaceutical 1950 14/05/2021	JPY	(45,810)	(34) (0.00)
Written Call Texas Instruments 57 11/05/2021	USD	(18)	(142) (0.00)
Written Call Taiwan Semi. Manu. 700 19/05/2021	TWD	(112,188)	(146) (0.00)
Written Call Klia-Tencor 410 18/06/2021	USD	(5)	(164) (0.00)
Written Call Astellas Pharmaceutical 1900 14/05/2021	JPY	(45,810)	(175) (0.00)
Written Call KDDI 3000 14/05/2021	JPY	(30,852)	(207) (0.00)
Written Call Amgen 270 21/05/2021	USD	(5)	(231) (0.00)
Written Call Colgate-Palmolive 92.5 21/05/2021	USD	(47)	(234) (0.00)
Written Call Enel 9.5 21/05/2021	EUR	(146,779)	(238) (0.00)
Written Call Intel 72.5 21/05/2021	USD	(243)	(243) (0.00)
Written Call KDDI 3600 14/05/2021	JPY	(37,396)	(251) (0.00)
Written Call Texas Instruments 210 18/06/2021	USD	(7)	(255) (0.00)
Written Call Texas Instruments 220 16/07/2021	USD	(9)	(327) (0.00)
Written Call Verizon Commun (US) 21/05/2021	USD	(24)	(340) (0.00)
Written Call Bridgestone 4800 14/05/2021	JPY	(24,307)	(345) (0.00)
Written Call Kimberly Clark 150 18/06/2021	USD	(19)	(374) (0.00)
Written Call Intel 75 21/05/2021	USD	(374)	(374) (0.00)
Written Call Kimberly Clark 140 21/05/2021	USD	(21)	(411) (0.00)
Written Call Progressive-Ohio 110 21/05/2021	USD	(37)	(447) (0.00)
Written Call Bridgestone 4800 14/05/2021	JPY	(25,242)	(469) (0.00)
Written Call Klia-Tencor 370 21/05/2021	USD	(5)	(479) (0.00)
Written Call Novartis Regd 85 21/05/2021	CHF	(20,568)	(512) (0.00)
Written Call Roche Hldgs Genusss 340 21/05/2021	CHF	(43)	(545) (0.00)
Written Call Klia-Tencor 380 18/06/2021	USD	(3)	(597) (0.00)
Written Call Astellas Pharmaceutical 1900 11/06/2021	JPY	(45,005)	(705) (0.00)
Written Call Klia-Tencor 390 16/07/2021	USD	(5)	(783) (0.00)
Written Call Amgen 270 21/05/2021	USD	(5)	(785) (0.00)
Written Call Verizon Commun (US) 42.5 18/06/2021	USD	(75)	(232) (0.00)
Written Call Intel 80 18/06/2021	USD	(357)	(841) (0.00)
Written Call Edison International 65 16/07/2021	USD	(37)	(841) (0.00)
Written Call Astellas Pharmaceutical 1950 11/06/2021	JPY	(45,365)	(861) (0.00)
Written Call Pfizer 40.5 21/05/2021	EUR	(45)	(942) (0.00)
Written Call Amgen 265 18/06/2021	USD	(13)	(955) (0.00)
Written Call Klia-Tencor 350 21/05/2021	USD	(9)	(958) (0.00)
Written Call Procter & Gamble 150 16/07/2021	USD	(28)	(968) (0.00)
Written Call Kimberly Clark 145 21/05/2021	USD	(7)	(1021) (0.00)
Written Call Novartis Regd 83 21/05/2021	CHF	(18,698)	(1,127) (0.00)
Written Call Amgen 275 16/07/2021	USD	(14)	(1,136) (0.00)
Written Call Amgen 260 21/05/2021	USD	(42)	(1,136) (0.00)
Written Call Munich Reins (Reg) 300 18/06/2021	EUR	(1,360)	(1,360) (0.00)
Written Call KDDI 3700 11/06/2021	JPY	(36,461)	(1,431) (0.00)
Written Call KDDI 3700 11/06/2021	JPY	(36,461)	(1,493) (0.00)
Written Call Texas Instruments 200 21/05/2021	USD	(60)	(1,496) (0.00)
Written Call Amgen 270 18/06/2021	USD	(30)	(1,496) (0.00)
Written Call Sandvik 242.79 21/05/2021	SEK	(617)	(1,512) (0.00)

通貨	契約数	時価 (米ドル)	純資産 比率(%)
Written Call Intel 75 18/06/2021	USD	(303)	(1,515) (0.00)
Written Call Kimberly Clark 145 18/06/2021	USD	(67)	(1,540) (0.00)
Written Call CME Group 230 21/05/2021	USD	(11)	(1,566) (0.00)
Written Call Colgate-Palmolive 82.5 18/06/2021	USD	(12)	(1,580) (0.00)
Written Call Klia-Tencor 370 16/07/2021	USD	(5)	(1,671) (0.00)
Written Call Unilever 4800 21/05/2021	GBP	(28)	(1,747) (0.00)
Written Call Bridgestone 5000 11/06/2021	JPY	(26,177)	(1,795) (0.00)
Written Call Klia-Tencor 390 18/06/2021	USD	(16)	(1,846) (0.00)
Written Call CME Group 230 21/05/2021	SEK	(608)	(1,925) (0.00)
Written Call CMC Group 230 18/06/2021	USD	(34)	(2,097) (0.00)
Written Call Munich Reins (Reg) 265 21/05/2021	EUR	(55)	(2,223) (0.00)
Written Call Reik 23.4 21/05/2021	CHF	(61,703)	(2,405) (0.00)
Written Call Pfizer 45 16/07/2021	USD	(90)	(2,444) (0.00)
Written Call Munich Reins (Reg) 280 18/06/2021	EUR	(56)	(2,925) (0.00)
Written Call Klia-Tencor 360 21/05/2021	USD	(38)	(2,946) (0.00)
Written Call Procter & Gamble 140 18/06/2021	CHF	(15,893)	(2,438) (0.00)
Written Call Pfizer 40 16/07/2021	USD	(53)	(2,454) (0.00)
Written Call CME Group 210 21/05/2021	USD	(26)	(2,618) (0.00)
Written Call Texas Instruments 195 21/05/2021	USD	(56)	(2,695) (0.00)
Written Call Roche Hldgs Genusss 330 18/06/2021	CHF	(49)	(2,873) (0.00)
Written Call Procter & Gamble 140 21/05/2021	USD	(124)	(3,155) (0.00)
Written Call Klia-Tencor 380 16/07/2021	USD	(14)	(3,225) (0.00)
Written Call Deutsche Boerse 152 21/05/2021	EUR	(75)	(3,239) (0.00)
Written Call Sampo 41.5 16/07/2021	EUR	(93)	(3,318) (0.00)
Written Call Munich Reins (Reg) 260 21/05/2021	EUR	(53)	(3,318) (0.00)
Written Call Taiwan Semi. Manu. 650 19/05/2021	TWD	(95,360)	(3,338) (0.00)
Written Call Sandvik 257.65 18/06/2021	SEK	(1,234)	(3,392) (0.00)
Written Call Bridgestone 4900 11/06/2021	JPY	(27,112)	(3,449) (0.00)
Written Call Verizon Commun (US) 60 18/06/2021	USD	(87)	(3,478) (0.00)
Written Call Sandvik 257.65 16/07/2021	SEK	(617)	(3,503) (0.00)
Written Call Intel 75 16/07/2021	USD	(441)	(3,530) (0.00)
Written Call Enel 9.5 21/05/2021	EUR	(146,779)	(3,806) (0.00)
Written Call Zurich Insurance 210 16/07/2021	CHF	(87)	(3,876) (0.00)
Written Call Bridgestone 5100 09/07/2021	JPY	(26,177)	(4,097) (0.00)
Written Call Klia-Tencor 400 18/06/2021	USD	(25)	(4,102) (0.00)
Written Call Munich Reins (Reg) 280 16/07/2021	EUR	(60)	(4,103) (0.00)
Written Call Novartis Regd 84 18/06/2021	CHF	(20,568)	(4,169) (0.00)
Written Call Sampo 41.5 21/05/2021	EUR	(93)	(4,274) (0.00)
Written Call Amgen 280 16/07/2021	USD	(61)	(4,575) (0.00)
Written Call Endesa 23 21/05/2021	EUR	(31,787)	(4,598) (0.00)
Written Call Kimberly Clark 145 16/07/2021	USD	(79)	(4,712) (0.00)
Written Call Texas Instruments 210 16/07/2021	USD	(56)	(4,768) (0.00)
Written Call Kimberly Clark 150 16/07/2021	USD	(164)	(4,908) (0.00)
Written Call Novartis Regd 86 16/07/2021	CHF	(14,958)	(5,086) (0.00)
Written Call Amgen 280 16/07/2021	USD	(49)	(5,105) (0.00)
Written Call Colgate-Palmolive 97.5 20/08/2021	USD	(62)	(5,306) (0.00)
Written Call National Grid 900 21/05/2021	GBP	(111)	(5,580) (0.00)
Written Call Schneider Electric (FR) 140 21/05/2021	EUR	(252)	(5,770) (0.00)
Written Call Schneider Electric (FR) 140 18/06/2021	EUR	(56)	(5,871) (0.00)
Written Call Legrand 84 21/05/2021	EUR	(102)	(5,901) (0.00)
Written Call UPM-Kymmene 34 18/06/2021	EUR	(290)	(5,928) (0.00)
Written Call Deutsche Boerse 152 18/06/2021	EUR	(100)	(6,138) (0.00)
Written Call Pfizer 38 18/06/2021	USD	(48)	(6,151) (0.00)
Written Call Allianz 230 16/07/2021	EUR	(42)	(6,276) (0.00)
Written Call Procter & Gamble 145 16/07/2021	USD	(105)	(6,283) (0.00)
Written Call Cisco Systems 57.5 16/07/2021	USD	(187)	(6,357) (0.00)
Written Call Procter & Gamble 140 20/08/2021	USD	(28)	(6,367) (0.00)
Written Call Colgate-Palmolive 80 21/05/2021	USD	(35)	(6,399) (0.00)
Written Call Enel 9.5 18/06/2021	EUR	(161,738)	(6,616) (0.00)
Written Call Progressive-Ohio 105 20/08/2021	USD	(22)	(6,666) (0.00)
Written Call Allianz 225 18/06/2021	EUR	(50)	(6,677) (0.00)
Written Call Enel 9.2 18/06/2021	EUR	(143,040)	(6,828) (0.00)
Written Call Ferraroli 24 21/05/2021	EUR	(24,307)	(7,165) (0.00)
Written Call Ferraroli 25 16/07/2021	EUR	(190)	(7,192) (0.00)
Written Call CME Group 220 18/06/2021	USD	(91)	(7,255) (0.00)
Written Call UPM-Kymmene 34.5 21/05/2021	EUR	(454)	(7,380) (0.00)
Written Call CME Group 220 21/05/2021	USD	(82)	(7,651) (0.00)
Written Call Procter & Gamble 138 16/07/2021	EUR	(63)	(7,915) (0.00)
Written Call Taiwan Semi. Manu. 675 16/06/2021	TWD	(95,360)	(8,221) (0.00)
Written Call Ferraroli 25 18/06/2021	EUR	(40,21)	(8,464) (0.00)
Written Call Deutsche Boerse 150 21/05/2021	EUR	(123)	(8,760) (0.00)
Written Call Roche Hldgs Genusss 325 16/07/2021	CHF	(43)	(8,828) (0.00)
Written Call Legrand 84 18/06/2021	EUR	(85)	(9,314) (0.00)
Written Call Endesa 23 16/07/2021	EUR	(31,787)	(9,361) (0.00)
Written Call Legrand 82 21/05/2021	EUR	(73)	(9,685) (0.00)
Written Call Sandvik 242.79 16/07/2021	SEK	(617)	(9,687) (0.00)
Written Call Progressive-Ohio 110 20/08/2021	USD	(71)	(9,770) (0.00)
Written Call Sampo 40.5 18/06/2021	EUR	(201)	(10,056) (0.00)
Written Call Iberdrola 12 18/06/2021	EUR	(112,288)	(10,123) (0.00)
Written Call Iberdrola 12.25 16/07/2021	EUR	(111,253)	(10,190) (0.00)
Written Call Blackrock 840 16/07/2021	USD	(6)	(10,331) (0.00)
Written Call UPM-Kymmene 35 18/06/2021	EUR	(290)	(10,635) (0.00)
Written Call Pfizer 42 16/07/2021	USD	(314)	(10,680) (0.00)
Written Call Zurich Insurance 400 18/06/2021	CHF	(31)	(11,069) (0.00)
Written Call Tesco 240 18/06/2021	GBP	(345,913)	(11,370) (0.00)
Written Call Zurich Insurance 410 18/06/2021	CHF	(47)	(11,471) (0.00)
Written Call Tesco 240 21/05/2021	GBP	(355,262)	(11,677) (0.00)
Written Call Zurich Insurance 410 16/07/2021	CHF	(82)	(11,897) (0.00)
Written Call Tesco 245 18/06/2021	GBP	(355,262)	(12,291) (0.00)
Written Call Tesco 245 16/07/2021	GBP	(355,262)	(12,291) (0.00)
Written Call Deutsche Boerse 156 16/07/2021	EUR	(121)	(12,406) (0.00)
Written Call Legrand 88 16/07/2021	EUR	(215)	(12,627) (0.00)
Written Call Akzo Nobel 105 16/07/2021	EUR	(63)	(12,631) (0.00)
Written Call Munich Reins (Reg) 265 14/07/2021	EUR	(60)	(12,967) (0.00)
Written Call Deutsche Boerse 154 16/07/2021	EUR	(97)	(13,160) (0.00)
Written Call Allianz 220 18/06/2021	EUR	(50)	(13,413) (0.00)
Written Call Enel 9.2 16/07/2021	EUR	(141,710)	(13,604) (0.00)
Written Call Allianz 225 16/07/2021	EUR	(59)	(13,818) (0.00)
Written Call Texas Instruments 200 18/06/2021	USD	(126)	(13,883) (0.00)

	通貨	契約数	時価 (米ドル)	純資産 比率(%)
Written Call Colgate-Palmolive 85 20/08/2021	USD	(106)	(13,945)	(0.00)
Written Call Procter & Gamble 140 18/06/2021	USD	(154)	(14,346)	(0.00)
Written Call Wolters Kluwer 82 16/07/2021	EUR	(215)	(14,435)	(0.00)
Written Call Wolters Kluwer 78 21/05/2021	EUR	(187)	(14,622)	(0.00)
Written Call Enel 9 16/07/2021	EUR	(169,217)	(14,658)	(0.00)
Written Call Sanofi 87 21/05/2021	EUR	(142)	(14,798)	(0.00)
Written Call Iberdrola 12 16/07/2021	EUR	(110,518)	(15,151)	(0.00)
Written Call Blackrock 820 16/07/2021	USD	(9)	(15,242)	(0.00)
Written Call Blackrock 880 16/07/2021	USD	(14)	(15,286)	(0.00)
Written Call Pfizer 38 21/05/2021	USD	(152)	(15,544)	(0.00)
Written Call Taiwan Semi. Manu. 690 21/07/2021	TWD	(104,709)	(16,650)	(0.00)
Written Call Unilever 4400 16/07/2021	GBP	(28)	(16,493)	(0.00)
Written Call Cisco Systems 52.5 18/06/2021	USD	(159)	(17,006)	(0.00)
Written Call Cisco Systems 52.5 21/05/2021	USD	(252)	(17,165)	(0.00)
Written Call UPM-Kymmene 35 16/07/2021	EUR	(271)	(17,288)	(0.00)
Written Call CME Group 220 16/07/2021	USD	(118)	(18,259)	(0.00)
Written Call Ferrovial 24 16/07/2021	EUR	(234)	(18,418)	(0.00)
Written Call Deutsche Boerse 148 18/06/2021	EUR	(98)	(18,601)	(0.00)
Written Call Legrand 82 18/06/2021	EUR	(96)	(18,884)	(0.00)
Written Call Relx 23.4 16/07/2021	EUR	(64,508)	(19,010)	(0.00)
Written Call Taiwan Semi. Manu. 450 16/06/2021	TWD	(104,709)	(19,349)	(0.00)
Written Call Pfizer 40 18/06/2021	USD	(381)	(19,835)	(0.00)
Written Call UPM-Kymmene 35.5 16/07/2021	EUR	(397)	(19,838)	(0.00)
Written Call Iberdrola 11.5 21/05/2021	EUR	(138,365)	(19,976)	(0.00)
Written Call National Grid 950 16/07/2021	GBP	(207)	(20,726)	(0.00)
Written Call Iberdrola 11.75 18/06/2021	EUR	(113,123)	(20,879)	(0.00)
Written Call Sanofi 88 16/07/2021	EUR	(144)	(21,652)	(0.00)
Written Call Akzo Nobel 108 20/08/2021	EUR	(112)	(21,791)	(0.00)
Written Call Schneider Electric (FR) 1444 16/07/2021	EUR	(229)	(22,666)	(0.00)
Written Call Progressive-Ohio 105 18/06/2021	USD	(171)	(23,952)	(0.00)
Written Call Sanofi 89 16/07/2021	EUR	(178)	(24,035)	(0.00)
Written Call Blackrock 770 21/05/2021	USD	(5)	(24,191)	(0.00)
Written Call Sanofi 87 18/06/2021	EUR	(148)	(24,495)	(0.00)
Written Call Relx 23 16/07/2021	EUR	(62,638)	(25,053)	(0.00)
Written Call National Grid 900 21/05/2021	GBP	(91)	(25,723)	(0.00)
Written Call Endesa 24 18/06/2021	EUR	(37,396)	(26,320)	(0.00)
Written Call National Grid 920 18/06/2021	GBP	(180)	(26,728)	(0.00)
Written Call Allianz 215 21/05/2021	EUR	(48)	(27,334)	(0.00)
Written Call Unilever 4400 20/08/2021	GBP	(30)	(27,734)	(0.00)
Written Call Progressive-Ohio 97.5 21/05/2021	USD	(62)	(27,767)	(0.00)
Written Call Unilever 4300 16/07/2021	GBP	(28)	(28,117)	(0.00)
Written Call Sanofi 86 18/06/2021	EUR	(133)	(28,590)	(0.00)
Written Call Unilever 4200 21/05/2021	GBP	(28)	(30,949)	(0.00)
Written Call Blackrock 800 21/05/2021	USD	(11)	(31,076)	(0.00)
Written Call Wolters Kluwer 76 21/05/2021	EUR	(206)	(32,911)	(0.00)
Written Call Relx 22 18/06/2021	EUR	(60,769)	(33,631)	(0.00)
Written Call Blackrock 860 16/07/2021	USD	(20)	(34,161)	(0.00)
Written Call Cisco Systems 55 18/06/2021	USD	(767)	(34,498)	(0.00)
Written Call Iberdrola 11.5 21/05/2021	EUR	(113,123)	(34,705)	(0.00)
Written Call Cisco Systems 55 16/07/2021	USD	(527)	(34,801)	(0.00)
Written Call Relx 22 18/06/2021	EUR	(65,443)	(36,218)	(0.00)
Written Call Wolters Kluwer 78 16/07/2021	EUR	(206)	(37,365)	(0.00)
Written Call Schneider Electric (FR) 136 18/06/2021	EUR	(187)	(38,792)	(0.00)
Written Call Akzo Nobel 100 18/06/2021	EUR	(126)	(42,517)	(0.00)
Written Call Relx 21.4 21/05/2021	EUR	(62,638)	(43,072)	(0.00)
Written Call Unilever 4300 18/06/2021	GBP	(64)	(44,754)	(0.00)
Written Call Progressive-Ohio 100 21/05/2021	USD	(158)	(45,029)	(0.00)
Written Call Allianz 210 21/05/2021	EUR	(48)	(48,186)	(0.00)
Written Call Blackrock 790 21/05/2021	USD	(15)	(53,401)	(0.00)
Written Call Wolters Kluwer 75 18/06/2021	EUR	(224)	(64,517)	(0.00)
Written Call Sanofi 82 21/05/2021	EUR	(108)	(68,167)	(0.00)
Written Call Wolters Kluwer 74 18/06/2021	EUR	(191)	(69,295)	(0.00)
Written Call Blackrock 780 18/06/2021	USD	(21)	(103,045)	(0.00)
Written Call Blackrock 780 21/05/2021	USD	(25)	(108,163)	(0.00)
Written Call Cisco Systems 50 21/05/2021	USD	(645)	(115,470)	(0.00)
Written Call Blackrock 800 18/06/2021	USD	(35)	(117,610)	(0.00)
			(2,820,004)	(0.03)

通貨	契約額等	未実現(損)益 (米ドル)	純資産 比率(%)
----	------	------------------	--------------

インフレーション スワップ

Receive fixed 1.975% pay float. (US CPI) 15/10/2030	USD	986,459	(66,710)	(0.00)
Receive fixed 1.754% pay float. (US CPI) 03/08/2030	USD	1,866,274	(185,370)	(0.00)
Receive fixed 1.778% pay float. (US CPI) 27/07/2030	USD	2,666,106	(249,915)	(0.00)
			(501,995)	(0.00)

純資産
比率(%)

Total Return Swaps

Pay iBoxx USD Liquid LL receive 3m USD LIBOR 20/06/2021	USD	11,771,044	(117,673)	(0.00)
Receive iBoxx USD Liquid IG pay 3m USD LIBOR 20/06/2021	USD	7,521,239	(215,619)	(0.00)
			(333,492)	(0.00)

その他資産 (負債控除後)

645,460,706 6.23

Net Assets **10,366,152,655** **100.00**

<補足情報>

フィデリティ・ファンズーUSドル・キャッシュ・ファンドの運用状況

■当ファンドの仕組みは次の通りです。

設定形態	ルクセンブルグ籍証券投資法人／米ドル建て
投資目的	主として米ドル建ての債券等に投資を行います。
決算日	4月30日

運用および純資産変動計算書

2021年4月30日に終了した年度

通貨	米ドル
投資収益	
受取配当金および受取利息	5,786,158
スワップ取引に係る受取利息	—
デリバティブ収益	—
雑益	—
純利益	5,786,158
費用	
運用報酬	6,236,242
管理費	2,785,375
国税	181,863
保管費用	160,937
販売手数料	—
成功報酬	—
その他費用	293,925
費用合計	9,658,342
スワップ取引に係る支払利息	—
デリバティブ費用	—
差金決済取引に係る財務費用	—
選付ブローカー費用	—
管理費用の払戻	—
払戻費用	—
費用選付	—
総費用	9,658,342
純投資収益(損失)	(3,872,184)
有価証券に係る実現純(損)益	2,700,323
外貨取引に係る実現純(損)益	(3,558)
差金決済取引に係る実現純(損)益	—
外国為替予約取引に係る実現純(損)益	—
オプション取引に係る実現純(損)益	—
先物取引に係る実現純(損)益	—
スワップ取引に係る実現純(損)益	—
有価証券に係る未実現評価(損)益の変動額	(3,927,249)
外貨取引に係る未実現評価(損)益の変動額	(6)
差金決済取引に係る未実現評価(損)益の変動額	—
外国為替予約取引に係る未実現評価(損)益の変動額	—
オプション取引に係る未実現評価(損)益の変動額	—
先物取引に係る未実現評価(損)益の変動額	—
スワップ取引に係る未実現評価(損)益の変動額	—
運用実績	(5,102,674)
受益者への分配金	(6,641,044)
設定解約	
当期設定額	612,911,502
当期解約額	(876,853,755)
調整勘定	456,184
設定解約に伴う増加(減少)額	(263,486,069)
純増加(減少)	(275,229,787)
純資産額	
期首	1,806,861,671
期末	1,531,631,884

投資資産明細表 2021年4月30日現在

国コード	通貨	株数または 額面価額	時価 (米ドル)	純資産 比率(%)
短期金融商品				
TD Bank CD 0.10% 21/06/2021	GB	USD	46,975,804	46,969,224 3.07
Swedbank CP 0.25% 07/07/2021	SE	USD	37,580,644	37,572,482 2.45
National Aus. CD 0.12% 07/07/2021	GB	USD	37,580,644	37,572,482 2.45
Rabobank CD 0.15% 08/07/2021	NL	USD	37,580,644	37,569,843 2.45
Goldman Sachs Int. CD 0.19% 06/07/2021	GB	USD	37,580,644	37,567,290 2.45
KBC Bank CD 0.17% 04/08/2021	BE	USD	28,185,483	28,185,483 1.84
Expt Imp Bank CP 0.18% 10/05/2021	KR	USD	28,185,483	28,184,911 1.84
Mizuho HK CD 0.18% 11/05/2021	HK	USD	28,185,483	28,183,933 1.84
MUFG Bank CD 0.15% 07/07/2021	JP	USD	28,185,483	28,177,765 1.84
La Banque Postale CP 0.18% 04/08/2021	FR	USD	28,185,483	28,176,015 1.84
Agence Centrale CP 0.20% 12/07/2021	FR	USD	27,245,967	27,237,406 1.78
HSBC UK Bank CP 0.18% 22/07/2021	GB	USD	23,487,902	23,480,215 1.53
Expt Imp Bank CP 0.22% 28/07/2021	KR	USD	23,487,902	23,479,892 1.53
Korea Development Bank CD 0.20% 17/08/2021	KR	USD	23,487,902	23,473,688 1.53
Mitsubishi UFJ Trust & Bank. CD 0.14% 02/07/2021	JP	USD	23,018,144	23,012,546 1.50
Commonwealth Australia VCD 0.15% 17/11/2021	AU	USD	18,790,322	18,795,461 1.23
Cred CD 0.20% 12/07/2021	GB	USD	18,790,322	18,793,367 1.23
KBC Bank CD 0.20% 25/06/2021	BE	USD	18,790,322	18,792,221 1.23
SE Banken CD 0.26% 19/05/2021	SE	USD	18,790,322	18,792,096 1.23
Cred CD 0.17% 18/08/2021	GB	USD	18,790,322	18,791,754 1.23
KBC Bank CD 0.18% 14/07/2021	BE	USD	18,790,322	18,791,578 1.23
KBC Bank CD 0.21% 04/05/2021	BE	USD	18,790,322	18,790,528 1.23
SMBC Brussels CD 0.12% 04/05/2021	BE	USD	18,790,322	18,790,071 1.23
Sumi TrustBank CD 0.10% 18/05/2021	JP	USD	18,790,322	18,789,392 1.23
Landskreditbank CP 0.16% 23/03/2021	DE	USD	18,790,322	18,789,148 1.23
Korea Development Bank CD 0.13% 19/05/2021	KR	USD	18,790,322	18,789,033 1.23
Expt Imp Bank CP 0.25% 03/06/2021	KR	USD	18,790,322	18,788,956 1.23
BFCM Paris CP 0.17% 04/06/2021	FR	USD	18,790,322	18,788,733 1.23
Landskreditbank CP 0.18% 09/06/2021	DE	USD	18,790,322	18,788,380 1.23
Sumi Trust Bank CD 0.11% 10/06/2021	JP	USD	18,790,322	18,787,923 1.23
Sumi Trust Bank CD 0.13% 25/06/2021	JP	USD	18,790,322	18,786,523 1.23
Kfw (UGTD) CP 0.185% 09/08/2021	DE	USD	18,790,322	18,785,104 1.23
Mizuho London CD 0.19% 23/06/2021	GB	USD	18,790,322	18,784,912 1.23
La Banque Postale CP 0.18% 27/07/2021	FR	USD	18,790,322	18,784,766 1.23
Agence Centrale CP 0.185% 13/07/2021	FR	USD	18,790,322	18,784,260 1.23
Kfw (UGTD) CP 0.171% 07/09/2021	DE	USD	18,790,322	18,783,200 1.23
SE Banken CP 0.185% 17/09/2021	SE	USD	18,790,322	18,778,199 1.23
ANZ Banking Group CP 0.16% 01/10/2021	AU	USD	18,790,322	18,777,630 1.23
Finland CP 0.17% 14/09/2021	FI	USD	18,790,322	18,776,520 1.23
TD Bank London Branch CD 0.17% 22/10/2021	GB	USD	18,790,322	18,775,263 1.23
Goldman Sachs Int. CD 0.27% 24/08/2021	GB	USD	18,790,322	18,774,351 1.23
Sumi Trust Bank CD 0.16% 19/07/2021	JP	USD	15,032,257	15,026,915 0.98
Cred CD 0.18% 27/10/2021	GB	USD	14,092,741	14,093,657 0.92
Alliander CP 0.13% 20/05/2021	NL	USD	14,092,741	14,092,170 0.92
Mitsubishi UFJ Trust & Bank. CD 0.14% 02/07/2021	JP	USD	14,092,741	14,089,314 0.92
Korea Development Bank CP 0.19% 16/08/2021	KR	USD	14,092,741	14,084,291 0.92
Goldman Sachs CD 0.32% 07/05/2021	GB	USD	9,395,161	9,395,544 0.61
Mizuho London CD 0.18% 01/06/2021	GB	USD	9,395,161	9,395,650 0.61
Mizuho HK CD 0.20% 02/07/2021	HK	USD	9,395,161	9,391,923 0.61
Nordea Bank CD 0.14% 23/08/2021	FI	USD	9,395,161	9,391,021 0.61
Agence Centrale CP 0.21% 03/08/2021	FR	USD	9,395,161	9,390,700 0.61
Swedbank CP 0.18% 21/10/2021	SE	USD	9,395,161	9,387,674 0.61
Tsry Victoria CP 0.17% 19/10/2021	AU	USD	9,395,161	9,386,998 0.61
Swedbank CP 0.18% 21/10/2021	SE	USD	9,395,161	9,379,973 0.61
			1,093,796,176	71.41
その他				
			(3)	(0.00)
投資資産合計 (取得価額 USD 1,093,362,769)				
			1,093,796,173	71.41
銀行預金				
DZ Bank TD 0.08% 04/05/2021	DE	USD	140,951,843	140,951,843 9.20
Bnp Paribas TD 0.04% 04/05/2021	FR	USD	134,635,823	134,635,823 8.79
Credit CIB London TD 0.05% 04/05/2021	GB	USD	98,649,189	98,649,189 6.44
KBC Bank TD 0.08% 04/05/2021	BE	USD	75,161,287	75,161,287 4.91
Bred Banque TD 0.09% 04/05/2021	FR	USD	15,971,774	15,971,774 1.04
			465,369,916	30.38
投資資産合計 (含む銀行預金)				
			1,559,166,089	101.80
その他資産 (負債控除後)				
			(27,554,205)	(1.80)
Net Assets				
			1,531,631,884	100.00